

CITY OF SAN JOSE


2007-2008 ADOPTED CAPITAL BUDGET

SAN JOSE AT A GLANCE

Strategic Location

Situated between the Diablo and Santa Cruz mountain ranges, the City of San José encompasses 178 square miles at the southern tip of San Francisco Bay. San José's central location between San Francisco to the north and Monterey/Carmel to the south makes the "Capital of Silicon Valley" a gateway to adventures throughout California.

With a population of 974,000, San José is the 10th largest city in the nation. Nearly 1.8 million people reside in Santa Clara County, of which San José is the county seat.



History

In November 1777, El Pueblo San José de Guadalupe became the first civil settlement in California. The settlement was occupied by the Ohlone Indians along the Guadalupe River, and the 1778 census revealed 68 different ethnicities living in San José. At that time, San José was a farming community cultivating a number of different crops, which served the military communities in San Francisco and Monterey. In 1849, San José became the first capital of California, but this honor remained for only two years due to the lack of hotel capacity and flooding in downtown. Furthering San José's difficulties, the City was plagued with floods, earthquakes and fires in the early 1900s. However, over the next 80 years, San José experienced one of the most significant economic changes in California history, transforming from an agricultural community to what is known today as the "Capital of Silicon Valley."

Quality of Life

San José's quality of life is unsurpassed. With an average of 300 days of sunshine a year, and temperatures varying from an average of 50 degrees in January to an average of 70 degrees in July, those living and working in San José can enjoy the City's many attractions, cultural and performing arts, sports and recreation opportunities and year-round festivals and celebrations. Seventy-nine percent of residents rated the quality of life in the City as either "excellent" or "good" in the City's most recent Community Survey. San José continues to be rated the "Safest Big City" in the nation. As a place to live and do business, San José has received accolades from Business Week, Money Magazine, and other national media.

CITY OF SAN JOSE

2007-2008 ADOPTED CAPITAL BUDGET

SAN JOSE AT A GLANCE (CONT'D.)

Diversity

Diversity is a hallmark of San José. San José is a City proud of the cultural and ethnic diversity of its population and workforce and the rich cultural identity of its many neighborhoods. City residents speak more than 52 different languages. Japantown is a popular tourist stop and a cornerstone neighborhood full of tradition. Biblioteca LatinoAmericana, one of the City's innovative library branches, boasts one of the largest collections of Spanish language materials in northern California. The City sponsors many cultural festivals and numerous ethnic chambers of commerce are active in the community. According to the 2005 U.S. Census Bureau demographics, residents of the City include 31.8% White, 31.5% Hispanic, 30.7% Asian/Pacific Islander, 3.1% African American, and 2.9% other.



Education

Nineteen public school districts and an estimated 301 private and parochial schools provide families with a range of educational choices. Innovative programs in local school districts include a nationally acclaimed performing arts magnet and concentrations in aerospace, international studies, math and science, radio and television, and more.

Higher education facilities in and around San José are superior. San José State University (SJSU) is California's oldest public university,

founded in 1857. It offers strong programs in business, information technology, journalism, mass communications, and engineering, with SJSU turning out twice as many engineers as any nearby university. In addition, the SJSU and City of San José Dr. Martin Luther King, Jr. Library collaboration earned the prestigious national title of Gale/Library Journal 2004 Library of the Year.

Area colleges include Santa Clara University, the State's oldest institution of higher private education, founded in 1851. Other excellent nearby universities include Stanford University, University of California at San Francisco, University of California at Berkeley, and University of California at Santa Cruz.

Seven community colleges serve the County of Santa Clara, offering a variety of two-year programs and work-ready certificate programs. Community-based programs like Metropolitan Adult Education and the Center for Employment Training fill the need for basic skills and job training.

Economic Diversity

Perhaps more important than rankings and statistics, the term "Capital of Silicon Valley" describes not only a city and geographic region, but also a culture, an entrepreneurial energy, a spirit of innovation, and a symbol of opportunity. In 2004, that entrepreneurial spirit led to the launch of the San José Bioscience Incubator and Innovation Center. Today, the BioCenter houses 16 high-potential startup companies involved in a diverse range of bio-convergence industry sectors. Building upon this success, the City is aggressively promoting the growth of 'clean technology' companies that are developing the alternative energy, energy efficiency, and transportation innovations of tomorrow. The Environmental Incubator continues to excel in commercializing environmental technologies

CITY OF SAN JOSE

2007-2008 ADOPTED CAPITAL BUDGET

SAN JOSE AT A GLANCE (CONT'D.)

Economic Diversity (Cont'd.)

and an Electronics Transportation Development Center has been created to support the design and marketing of alternative fuels and next generation transportation technologies. While San José and Silicon Valley are largely associated with the technology industry, the City's business profile is diverse and healthy. Commercial, retail, industrial, professional, and service businesses all thrive in San José. The area is rich with research and development resources, and San José area companies receive about one-third of the nation's venture capital investments.

International

On the international front, San José attracts significant foreign investment from throughout the globe, particularly in information technology industrial sectors. San José is also a leading city in exporting goods and services. To expand international economic ties, the City maintains Economic Partnership Agreements with key international cities and regions that complement San José's economic profile in technological innovation and entrepreneurship.

Tourism

Residents and visitors enjoy the City's many attractions year-round: museums, parks, sports, multicultural festivals, theme parks, shopping and, of course, great hotels and restaurants. Attractions include the Tech Museum of Innovation, San José Museum of Art, Raging Waters, Happy Hollow Park and Zoo, the Japanese Friendship Garden, the Winchester Mystery House, and the Children's Discovery Museum of San José.

Sports

Several professional sports teams call San José home: the Sharks, National Hockey League; the SaberCats, Professional Arena Football; the Giants, Minor League Baseball; and the Stealth, National Lacrosse League. The City also has a

state-of-the-art community ice center, golf courses, and parklands, including a beautiful three-mile riverwalk.

Transportation

San José/Silicon Valley has the following mass transportation options:

- The Norman Y. Mineta San José International Airport, located within minutes of downtown, serving over 10.9 million passengers annually, with 18 major passenger airlines operating nonstop service to 26 U.S. cities and four international destinations.
- The Santa Clara Valley Transportation Authority's (VTA) 42-mile light rail service with 62 stations, serving eight million passengers annually.



- VTA's fleet of 440 buses serving over 31 million annual riders with 70 routes and over 4,330 stops.
- Caltrain, a commuter rail service with 32 stations, runs from Gilroy through San José and north to San Francisco, serving 10.1 million passengers annually. Caltrain operates 96 weekday trains, including 22 Baby Bullet express route trains that travel from San José to San Francisco in less than an hour.
- The innovative Eco Pass program by which employers can purchase annual photo ID public transit passes for employees at a significant discount.

CITY OF SAN JOSE 2007-2008 ADOPTED CAPITAL BUDGET


SAN JOSE AT A GLANCE (CONT'D.)

BASIC CITY FACTS

FOUNDED: 1777; California's first civilian settlement
INCORPORATED: March 27, 1850; California's first incorporated City, and site of the first State capital

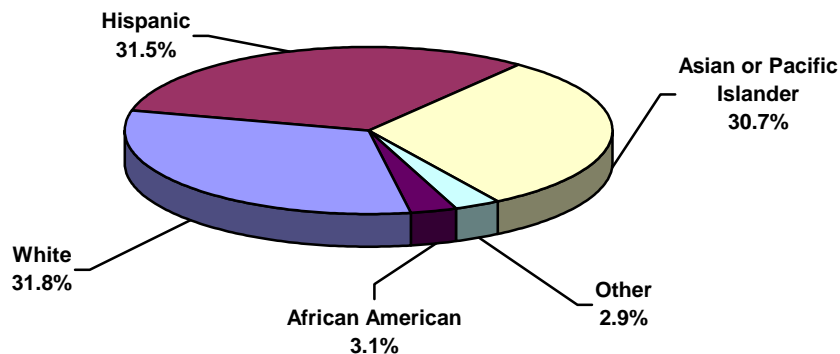
GENERAL DATA

Population	973,672
Registered Voters	376,403
Median Household Income	\$70,921
Miles of Streets	2,310
Miles of Alleys	2
Area of City (square miles, as of 2006)	178
Land Use:	
Single-Family	33.3%
Two-Family	2.3%
Multi-Family	6.5%
Mobile Home	0.8%
Commercial	5.1%
Industrial	7.6%
Government Institutions	2.8%
Airports	1.2%
Schools	4.5%
Parks/Open Space	8.6%
Roadways	20.9%
Mixed Use	0.8%
Vacant	5.6%



DEMOGRAPHICS

Breakdown of Race/Ethnicities (U.S. Census Bureau, American Community Survey, 2005)



CITY OF SAN JOSE 2007-2008 ADOPTED CAPITAL BUDGET

SAN JOSE AT A GLANCE (CONT'D.)

AIRPORT

Size	1,000	Approx. Acres
Terminals	2	
Runways	3	
Hours of Operation	24	
Operations Per Year:		
Commercial Airline Operations	97,198	
Cargo Commercial Airlines Operations	3,464	
Taxi/Commuter Commercial	30,756	
General Aviation	61,907	
Military Flights	83	
Landings Per Day:		
Commercial	180	
General Aviation	85	
Number of Passengers Per Year:	10.9	Million
Business	48%	
Non-Business	52%	
Public Parking Spaces:		
Short-Term Parking	2,856	
Long-Term Parking	3,646	
Services:		
Passenger Airlines	18	
All-Cargo Airlines	4	
General Aviation Based Aircraft	109	



ENVIRONMENT AND UTILITIES

Miles of Municipal Sewer Mains	2,200
Number of Water Pollution Control Plants ¹	1
Number of Square Miles the Sanitary Sewer System Spans	178
Gallons of Wastewater the Plant has the Capacity to Treat Per Day	167 Million
Gallons of Wastewater Treated Per Day	116 Million
Number of Municipal Water Systems ²	1
Meters in Municipal Service Water Area	26,954
Miles of Water Mains	340
Gallons of Municipal Water Consumption Per Year	7.6 Billion

¹ Serving the San José, Santa Clara, Milpitas, Campbell, Cupertino, Los Gatos, Saratoga, and Monte Sereno areas.

² Serving the Evergreen, North San José, Alviso, Edenvale, and Coyote Valley areas.

**CITY OF SAN JOSE
2007-2008 ADOPTED CAPITAL BUDGET**

SAN JOSE AT A GLANCE (CONT'D.)

ENVIRONMENT AND UTILITIES (CONT'D.)

2006-2007 Recycled Materials:	
Tons of Paper	67,008
Tons of Glass	26,072
Tons of Cardboard	12,121
Tons of Metals	4,601
Tons of Plastics	3,398
Tons of Other Materials	<u>2,640</u>
Total Recyclables	115,840
Tons of Yard Trimmings	135,224
Gallons of Used Motor Oil	173,475



FIRE

Fire Stations	31
Companies	43
Pumpers:	
Front Line	31
Ready Reserve	6
Aerial Ladder and Elevated Platform Trucks:	
Front Line	8
Reserve	3
Brush Rigs:	
Front Line	7
Ready Reserve	6
Crash Rescue Vehicles:	
Front Line	3
Reserve	1
Auxiliary Vehicles	21
Urban Search and Rescue Trucks	3
Water Tenders	3
Fires Per Year	3,126
Hazardous Materials Incidents Per Year	510
Fire Safety Code Inspections Per Year	17,428
Emergency Medical Calls Per Year	41,299



LIBRARIES

Number of Outlets:	
Main Library	1
Branches	20
Items Checked Out (Circulation)	14,060,019
Books	1,725,701
Audio Visual Materials	419,031
Reference Questions	568,833



**CITY OF SAN JOSE
2007-2008 ADOPTED CAPITAL BUDGET**

SAN JOSE AT A GLANCE (CONT'D.)

PARKING

Parking Meters	2,271
Parking Lots (1,470 total spaces)	11
Parking Garages (6,218 total spaces)	7

PARKS, RECREATION AND NEIGHBORHOOD SERVICES

Park Sites	163
Park Acreage	3,678
Playgrounds - Schools	515
Playgrounds - Parks	228
Community Centers	30
Senior Centers	5
Swimming Pools (not including schools)	6
Tennis Courts - Schools	185
Tennis Courts - Parks	77
Public Golf Courses	3
Sports Center	4
Youth Center	12
Number of Strong Neighborhoods Initiative Areas	19
Total Annual Attendance in Recreation Programs	2,610,890



POLICE

Police Stations	1
Community Policing Centers	3
Police Vehicles	338
Motorcycles	46
Horses	14
Dogs	15
Aircraft:	
Helicopter	1
Fixed Wing	1
911 Calls Per Year (includes wireless 911 calls)	366,011 ¹
311 Calls Per Year	272,363
Cases Investigated Per Year	44,441



¹ Wireless 9-1-1 call data does not reflect the full impact of wireless 9-1-1 calls since some major wireless services were not yet transferred to the City's public safety communications system.