

# CITY OF SAN JOSE

## 2008-2009 ADOPTED OPERATING BUDGET


---

### SAN JOSE AT A GLANCE

#### Strategic Location

Situated between the Diablo and Santa Cruz mountain ranges, the City of San José encompasses 178.2 square miles at the southern tip of San Francisco Bay. San José's central location between San Francisco to the north and Monterey/Carmel to the south makes the "Capital of Silicon Valley" a gateway to adventures throughout California.

With a population of 989,000, San José is the 10th largest city in the nation. Over 1.8 million people reside in Santa Clara County, of which San José is the county seat.



#### History

In November 1777, El Pueblo San José de Guadalupe became the first civil settlement in California. The settlement was occupied by the Ohlone Indians along the Guadalupe River, and the 1778 census revealed 68 different ethnicities living in San José. At that time, San José was a farming community cultivating a number of different crops, which served the military communities in San Francisco and Monterey. In 1849, San José became the first capital of California, but this honor remained for only two years due to the lack of hotel capacity and flooding in downtown. Furthering San José's difficulties, the City was plagued with floods, earthquakes and fires in the early 1900s. However, over the next 80 years, San José experienced one of the most significant economic changes in California history, transforming from an agricultural community to what is known today as the "Capital of Silicon Valley."

#### Quality of Life

San José's quality of life is unsurpassed. With an average of 300 days of sunshine a year, and temperatures varying from an average of 50 degrees in January to an average of 70 degrees in July, those living and working in San José can enjoy the City's many attractions, cultural and performing arts, sports and recreation opportunities, and year-round festivals and celebrations. Eighty percent of residents rated the quality of life in the City as either "excellent" or "good" in the City's most recent Community Survey. San José is rated as one of the top three "Safest Big Cities" in the nation. As a place to live and do business, San José has received accolades from Business Week, Money Magazine, and other national media.

# CITY OF SAN JOSE

## 2008-2009 ADOPTED OPERATING BUDGET

---

### SAN JOSE AT A GLANCE (CONT'D.)

#### **Diversity**

Diversity is a hallmark of San José. San José is a City proud of the cultural and ethnic diversity of its population and workforce and the rich cultural identity of its many neighborhoods. City residents speak more than 52 different languages. Japantown is a popular tourist stop and a cornerstone neighborhood full of tradition. Biblioteca LatinoAmericana, one of the City's innovative library branches, boasts one of the largest collections of Spanish language materials in northern California. The City sponsors many cultural festivals and numerous ethnic chambers of commerce are active in the community. According to the 2006 U.S. Census Bureau demographics, residents of the City include 32.2% Hispanic, 31.3% White, 30.3% Asian, 2.8% African American, and 3.4% other.



#### **Education**

Nineteen public school districts and an estimated 301 private and parochial schools provide families with a range of educational choices. Innovative programs in local school districts include a nationally acclaimed performing arts magnet and concentrations in aerospace, international studies, math and science, radio and television, and more.

Higher education facilities in and around San José are superior. San José State University (SJSU) is California's oldest public university,

founded in 1857. It offers strong programs in business, information technology, journalism, mass communications, and engineering, with SJSU turning out twice as many engineers as any nearby university. In addition, the SJSU and City of San José Dr. Martin Luther King, Jr. Library collaboration earned the prestigious national title of Gale/Library Journal 2004 Library of the Year.

Area colleges include Santa Clara University, the State's oldest institution of higher private education, founded in 1851. Other excellent nearby universities include Stanford University, University of California at San Francisco, University of California at Berkeley, and University of California at Santa Cruz.

Seven community colleges serve the County of Santa Clara, offering a variety of two-year programs and work-ready certificate programs. Community-based programs like Metropolitan Adult Education and the Center for Employment Training fill the need for basic skills and job training.

#### **Economic Diversity**

Perhaps more important than rankings and statistics, the term "Capital of Silicon Valley" describes not only a city and geographic region, but also a culture, an entrepreneurial energy, a spirit of innovation, and a symbol of opportunity. In 2004, that entrepreneurial spirit led to the launch of the San José Bioscience Incubator and Innovation Center. Today, the BioCenter houses 16 high-potential startup companies involved in a diverse range of bio-convergence industry sectors. Building upon this success, the City has adopted a Green Vision which aggressively promotes the growth of 'clean technology' companies that are developing the alternative energy, energy efficiency, and transportation innovations of tomorrow. The Environmental Business Cluster continues to excel in commercializing

# CITY OF SAN JOSE

## 2008-2009 ADOPTED OPERATING BUDGET

---

### SAN JOSE AT A GLANCE (CONT'D.)

#### **Economic Diversity (Cont'd.)**

environmental technologies and an Electronics Transportation Development Center has been created to support the design and marketing of alternative fuels and next generation transportation technologies. While San José and Silicon Valley are largely associated with the technology industry, the City's business profile is diverse and healthy. Commercial, retail, industrial, professional, and service businesses all thrive in San José. The area is rich with research and development resources, and San José area companies receive about one-third of the nation's venture capital investments.

#### **International**

On the international front, San José attracts significant foreign investment from throughout the globe, particularly in information technology industrial sectors. San José is also a leading city in exporting goods and services. To expand international economic ties, the City maintains Economic Partnership Agreements with key international cities and regions that complement San José's economic profile in technological innovation and entrepreneurship.

#### **Tourism**

Residents and visitors enjoy the City's many attractions year-round: museums, parks, sports, multicultural festivals, theme parks, shopping and, of course, great hotels and restaurants. Attractions include the Tech Museum of Innovation, San José Museum of Art, Raging Waters, Happy Hollow Park and Zoo, the Japanese Friendship Garden, the Winchester Mystery House, and the Children's Discovery Museum of San José.

#### **Sports**

Several professional sports teams call San José home: the Sharks, National Hockey League; the SaberCats, Professional Arena Football; the Earthquakes, Major League Soccer; the Stealth,

National Lacrosse League; and the Giants, Minor League Baseball. The City also has a state-of-the-art community ice center, golf courses, and parklands, including a beautiful three-mile riverwalk.

#### **Transportation**

San José/Silicon Valley has the following mass transportation options:

- The Norman Y. Mineta San José International Airport, located within minutes of downtown, serving over 10.38 million passengers annually, with 13 major passenger airlines operating service to 28 U.S. cities and two international destinations.
- The Santa Clara Valley Transportation Authority's (VTA) 42-mile light rail service with 62 stations, serving ten million passengers annually.



- VTA's fleet of 480 buses serving over 32 million annual riders with 70 routes and 3,778 stops.
- Caltrain, a commuter rail service, with 33 stations, runs from Gilroy through San José and north to San Francisco, serving 10.1 million passengers annually. Caltrain operates 96 weekday trains, including 22 Baby Bullet express route trains that travel from San José to San Francisco in less than an hour.
- The Eco Pass program by which employers can purchase public transit passes for employees at a discount.

# CITY OF SAN JOSE 2008-2009 ADOPTED OPERATING BUDGET

## SAN JOSE AT A GLANCE (CONT'D.)


### BASIC CITY FACTS

**FOUNDED:** 1777; California's first civilian settlement

**INCORPORATED:** March 27, 1850; California's first incorporated City, and site of the first State capital

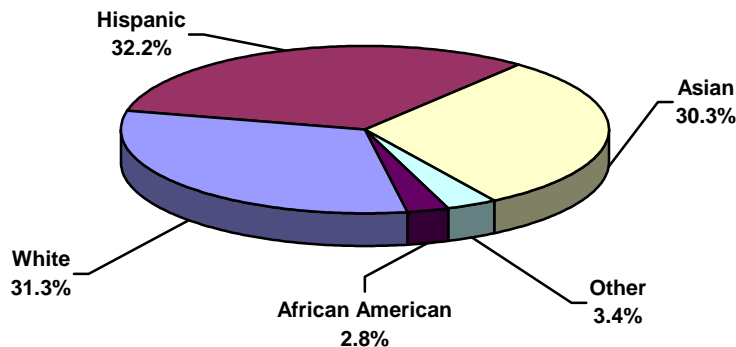
### GENERAL DATA

Population	989,496
Registered Voters	376,403
Median Household Income	\$73,804
Miles of Streets	2,310
Miles of Alleys	2
Area of City (square miles)	178.2
Land Use:	
Single-Family	33.3%
Two-Family	2.3%
Multi-Family	6.5%
Mobile Home	0.8%
Commercial	5.1%
Industrial	7.6%
Government Institutions	2.8%
Airports	1.2%
Schools	4.5%
Parks/Open Space	8.6%
Roadways	20.9%
Mixed Use	0.8%
Vacant	5.6%



### DEMOGRAPHICS

Breakdown of Race/Ethnicities (U.S. Census Bureau, American Community Survey, 2006)



# CITY OF SAN JOSE 2008-2009 ADOPTED OPERATING BUDGET

## SAN JOSE AT A GLANCE (CONT'D.)

### AIRPORT

Size	1,000	Approx. Acres
Terminals	2	
Runways	3	
Hours of Operation	24	
Operations Per Year:		
Commercial Airline Operations	96,860	
Cargo Commercial Airlines Operations	3,140	
Taxi/Commuter Commercial	29,504	
General Aviation	55,146	
Military Flights	64	
Landings Per Day:		
Commercial	173	
General Aviation	75	
Number of Passengers Per Year:	10.38	Million
Business	48%	
Non-Business	52%	
Public Parking Spaces:		
Short-Term Parking	2,383	
Long-Term Parking	3,991	
Services:		
Passenger Airlines	13	
All-Cargo Airlines	4	
General Aviation Based Aircraft	77	



### ENVIRONMENT AND UTILITIES

Miles of Municipal Sewer Mains	2,200
Number of Water Pollution Control Plants <sup>1</sup>	1
Number of Square Miles the Sanitary Sewer System Spans	300
Gallons of Wastewater the Plant has the Capacity to Treat Per Day	167 Million
Gallons of Wastewater Treated Per Day	113 Million
Number of Municipal Water Systems <sup>2</sup>	1
Water Services in Municipal Service Water Area	26,484
Miles of Water Mains	343
Gallons of Potable Municipal Water Delivered Per Year	7.4 Billion
Gallons of Recycled Municipal Water Delivered Per Year	1.3 Billion

<sup>1</sup> Serving the San José, Santa Clara, Milpitas, Campbell, Cupertino, Los Gatos, Saratoga, and Monte Sereno areas.

<sup>2</sup> Serving the Evergreen, North San José, Alviso, Edenvale, and Coyote Valley areas.

# CITY OF SAN JOSE 2008-2009 ADOPTED OPERATING BUDGET

## SAN JOSE AT A GLANCE (CONT'D.)

### ENVIRONMENT AND UTILITIES (CONT'D.)

#### 2007-2008 Recycled Materials:

Tons of Paper	83,145
Tons of Glass	22,728
Tons of Cardboard	14,931
Tons of Metals	4,210
Tons of Plastics	5,005
Tons of Other Materials	<u>1,274</u>
Total Tons of Recyclables	131,293
Tons of Yard Trimmings	128,337
Gallons of Used Motor Oil	135,573



### FIRE

Fire Stations	34
Companies	45
Pumpers:	
Front Line	33
Ready Reserve	8
Aerial Ladder and Elevated Platform Trucks:	
Front Line	8
Reserve	2
Brush Rigs:	
Front Line	9
Ready Reserve	4
Crash Rescue Vehicles:	
Front Line	3
Reserve	1
Auxiliary Vehicles	21
Urban Search and Rescue Trucks	3
Water Tenders	3
Fires Per Year	3,079
Hazardous Materials Incidents Per Year	423
Fire Safety Code Inspections Per Year	13,399
Emergency Medical Calls Per Year	42,416



### LIBRARIES

Number of Outlets:	
Main Library	1
Branches	21
Items Checked Out (Circulation)	14,399,685
Books	1,744,886
Audio Visual Materials	437,225
Reference Questions	648,721



**CITY OF SAN JOSE  
2008-2009 ADOPTED OPERATING BUDGET**

**SAN JOSE AT A GLANCE (CONT'D.)**

**PARKING**

Parking Meters	2,279
Parking Lots (1,552 total spaces)	12
Parking Garages (6,307 total spaces)	8

**PARKS, RECREATION AND NEIGHBORHOOD SERVICES**

Park Sites	174
Park Acreage	3,678
Playgrounds - Schools	515
Playgrounds - Parks	229
Community Centers	9
Neighborhood and Satellite Centers	31
Senior Centers	6
Swimming Pools (not including schools)	6
Tennis Courts - Schools	187
Tennis Courts - Parks	81
Public Golf Courses	3
Sports Centers	4
Youth Centers	5
Number of Strong Neighborhoods Initiative Areas	19
Total Annual Attendance in Recreation Programs	2,748,624



**POLICE**

Police Stations	1
Community Policing Centers	3
Police Vehicles	341
Motorcycles	46
Horses	12
Dogs	15
Aircraft:	
Helicopter	1
Fixed Wing	1
911 Calls Per Year (includes wireless 911 calls)	419,193
311 Calls Per Year	263,146
Cases Investigated Per Year	44,971

