












**Legend**

ITS/Traffic Management Devices:

-  Camera Locations (Fixed and PTZ)
-  CMS (Changeable Message Signs)
-  Traffic Signals (Signalized Intersections, Devices)

Downtown Parking Areas (w/Capacity)

-  Public
-  Privately Owned Parking with Public Access
-  Private
-  SJSU Parking
-  Future Public Parking
-  Downtown Core Boundary

**Downtown Parking And Operations**

