



City of San Jose  
200 East Santa Clara Street  
Department of transportation  
San Jose, Ca 95113  
Transportation Planning  
(408) 535-3500

---

## Bicyclist & Pedestrian Program

---

Collision Analysis  
2007 3rd Quarter (July – Sept.)

John Brazil  
Bicyclist & Pedestrian Program Coordinator  
Dept. of Transportation, City of San Jose  
200 East Santa Clara Street, 8th Fl.  
San Jose, CA 95113-1905  
T (408) 975-3206, F (408) 292-6096  
John.Brazil@sanjoseca.gov

Anthony Merriett  
Bicyclist & Pedestrian Program Intern  
Dept. of Transportation, City of San Jose  
200 East Santa Clara Street, 8th Fl.  
San Jose, CA 95113-1905  
T (408) 975-3208  
Anthony.Merriett@sanjoseca.gov

---

## TABLE OF CONTENTS

---

page

BACKGROUD AND INTRODUCTION

1

I. BICYCLIST COLLISION DATA

2

II. PEDESTRIAN COLLISION DATA

9

Pedestrian Fatality Analysis

15

---

LIST OF TABLES

---

BICYCLIST COLLISION DATA

Table 1.1 Bicyclist Collisions – Minors

7

PEDESTRIAN COLLISION DATA

Table 2.1 Pedestrian Collisions- Minors

14

---

LIST OF FIGURES

---

BICYCLIST COLLISION DATA

Figure 1.1 Time of Day

2

Figure 1.2 Day of Week

3

Figure 1.3 Month

3

Figure 1.4 Party at Fault

4

Figure 1.5 Collision Types – Bicyclist at Fault

5

Figure 1.6 Collision Types – Motorist at Fault

6

Figure 7	1.7	Age of Bicyclist at Fault	
Figure 8	1.8	Lighting Conditions – Bicyclist Collisions	

## PEDESTRIAN COLLISION DATA

Figure 9	2.1	Time of Day	
Figure 2.2		Day of Week	10
Figure 10	2.3	Month	
Figure 2.4		Party at Fault	11
Figure 12	2.5	Collision Types – Pedestrian at Fault	
Figure 13	2.6	Collision Types – Motorist at Fault	
Figure 14	2.7	Age of Party at Fault	
Figure 2.8		Ped Collisions – Lighting Conditions	
Figure 15			

City of San José, Bicyclist and Pedestrian Program  
Collision Analysis  
2007 Third Quarter Report

---

### Background and Introduction

To evaluate Traffic Collisions, the City of San José's Department of Transportation (DOT) obtains copies of Traffic Collision Reports (TCR) for collisions occurring in San Jose. TCR's are prepared by the San Jose Police Department (SJPD) at the scene of the collision. Using proprietary software called Traffic Accident Prevention System (TAPS), DOT collects basic collision data from the TCR's. DOT staff enters approximately 14,000 TCR's into TAPS each year.

The City of San José Bicyclist Pedestrian Program provides additional analysis of all TCR's involving bicyclists or pedestrians. This analysis is summarized and submitted by DOT staff for review by the City of San José Bicycle & Pedestrian Advisory Committee (BPAC).

Collisions are classified based on a system of assigning the party most at fault.

## I. BICYCLIST COLLISION DATA

---

In the third quarter of 2007, there were:

- 86 bicyclist collisions<sup>1</sup>
- 5 Hit and Run collisions<sup>2</sup>

Temporal Distribution

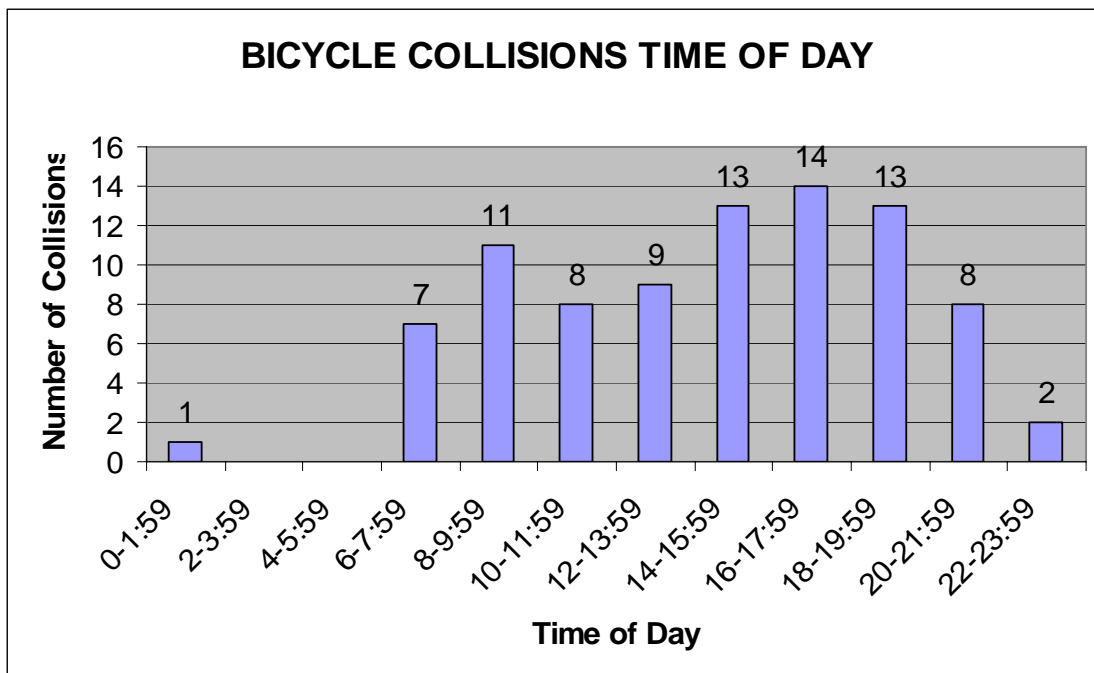


Figure 1.1<sup>3</sup>

<sup>1</sup> Data as of 7/1/07. Note that collision data may change slightly as a result of late reports and changing medical conditions.

<sup>2</sup> Fleeing the scene does not necessarily render a party most at fault.

<sup>3</sup> Some TCRs may not contain complete data in every field. Therefore, specific query totals may not match collision totals.

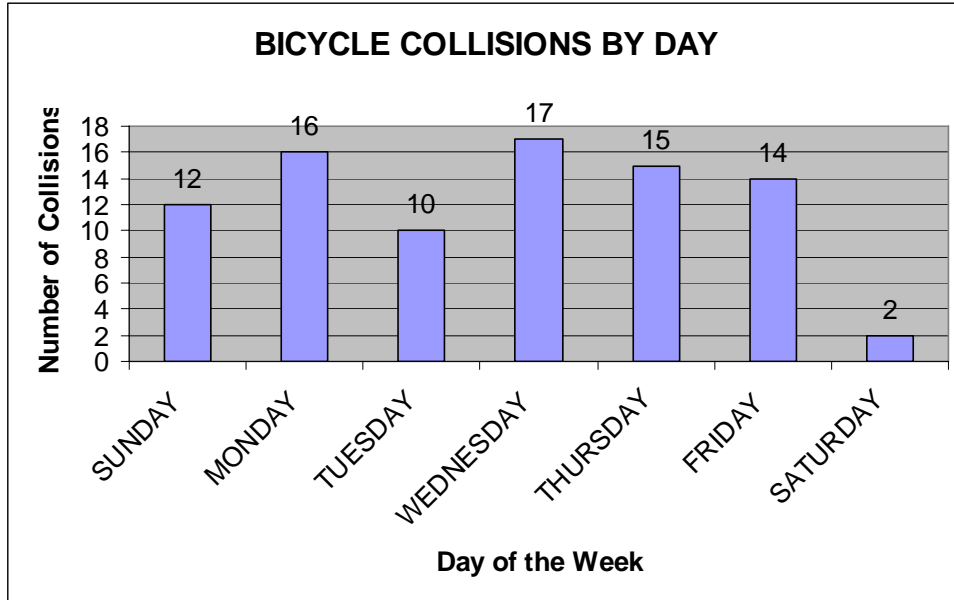


Figure 1.2

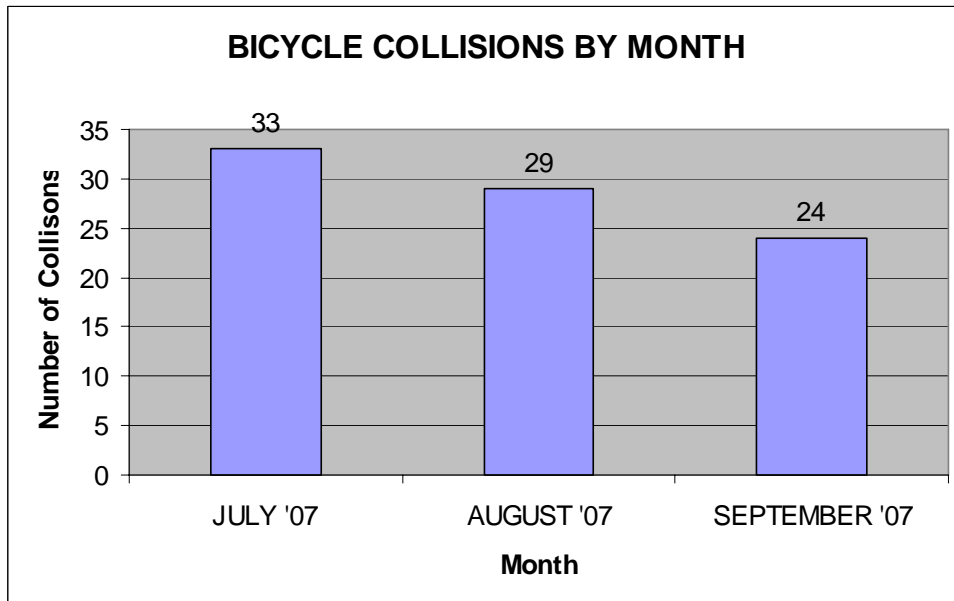


Figure 1.3

## Collision Type Distribution

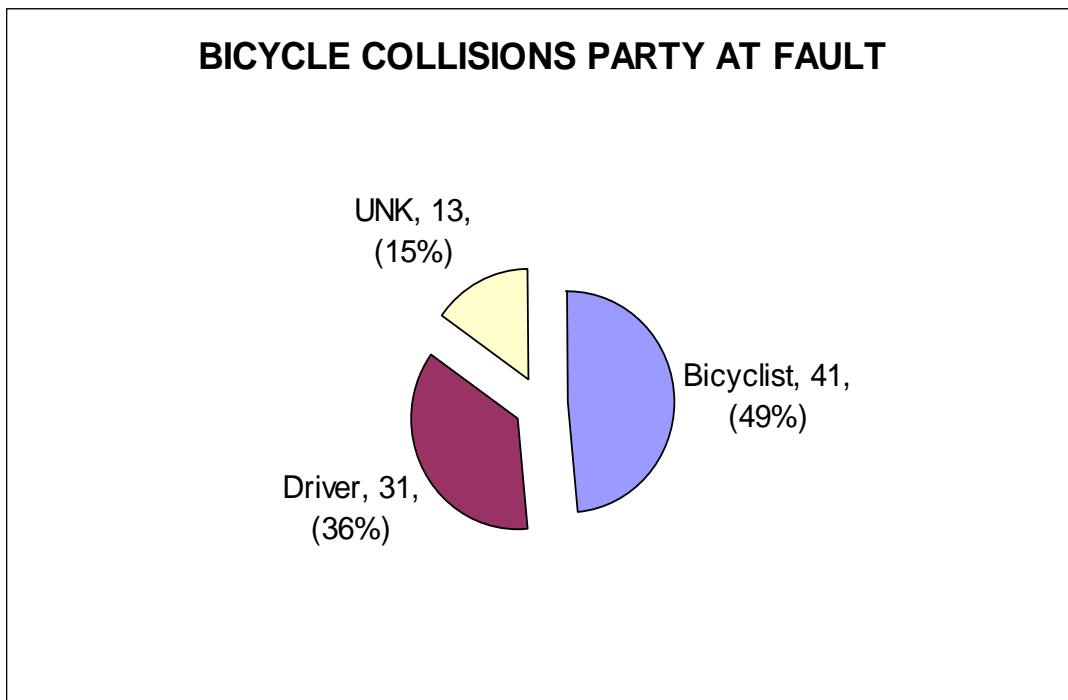


Figure 1.4 (see table 1.1)

\*\* Unknowns reflect situations in which the reporting Officer is unable to determine individual fault from information available at the time of the collision report.

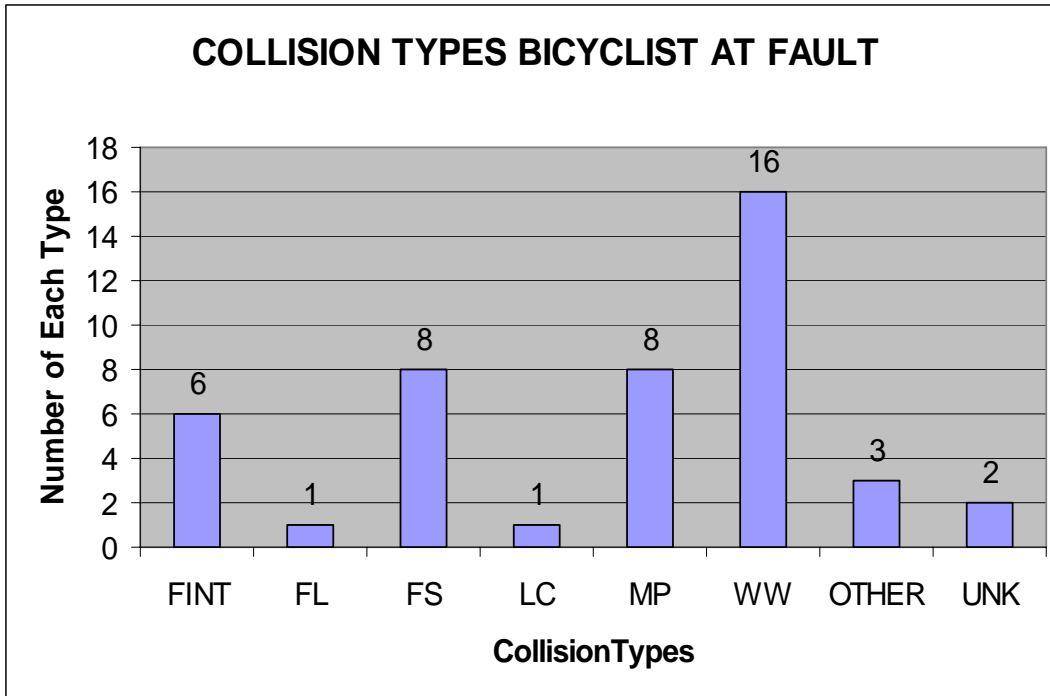


Figure 1.5

#### Collision Type Descriptions

- WW Wrong Way: Bicyclist riding on wrong side of roadway.
- MP Mid-Block Pull-Out: Bicyclist riding from driveway onto roadway.
- MD Mid-Block Dash: Bicyclist attempts to cross roadway when unsafe to do so at a mid-block location.
- FS Failure to Yield, Stop Sign/Signal: Bicyclist does not stop at stop sign or yield to signal.
- LC Lane Change: Bicyclist changes lane in an unsafe manner.
- SOLO Solo: Accident involving a bicyclist only.
- FR Failure to Yield, Right Turn: Bicyclist making a right turn does not yield to oncoming traffic.
- FL Failure to Yield, Left Turn: Bicyclist making a left turn does not yield to oncoming traffic.
- FINT Failure to Yield in Intersection: Bicyclist does not yield to a motorist in the intersection, not defined by FR or FL.
- OTHER Other: Collision type not defined by any of the types above (eg. Intoxicated bicyclist, faulty bike components, towed by vehicle).
- UNK Unknown: Not enough information present in report to determine cause.

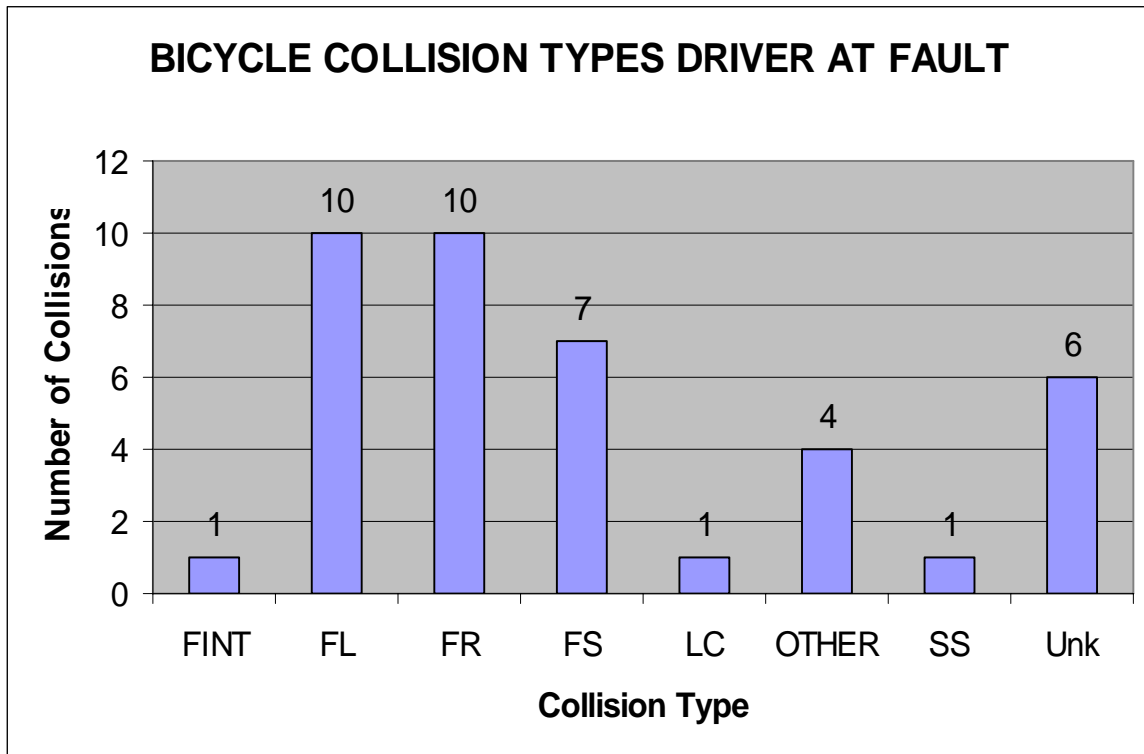


Figure 1.6

#### Collision Type Descriptions

- WW Wrong Way: Traveling on wrong side of roadway.
- MP Mid-Block Pull-Out: Party moving from driveway onto roadway.
- MD Mid-Block Dash: Party attempts to cross roadway when unsafe to do so at a mid-block location.
- FS Failure to Yield, Stop Sign/Signal: Party does not stop at stop sign or yield to signal.
- LC Lane Change: Party changes lane in an unsafe manner.
- SOLO Solo: Accident involving a single party.
- FR Failure to Yield, Right Turn: Party making a right turn does not yield to oncoming traffic.
- FL Failure to Yield, Left Turn: Party making a left turn does not yield to oncoming traffic.
- FINT Failure to Yield in Intersection: Party does not yield to another party in the intersection, not defined by FR or FL.
- OTHER Other: Collision type not defined by any of the types above.

## Age Distribution

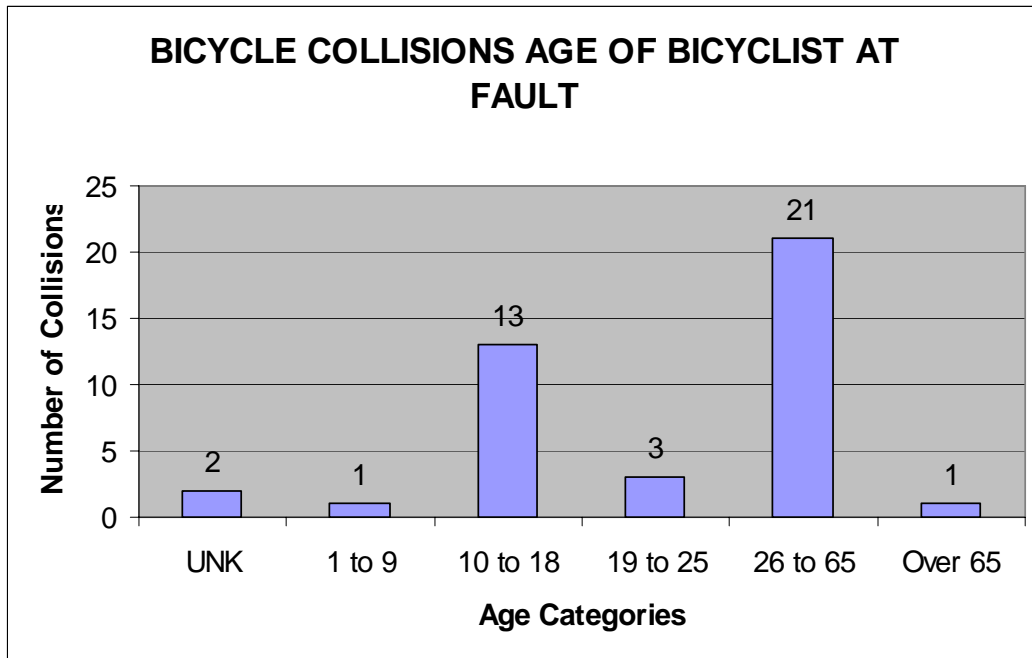


Figure 1.7

**Bicycle Collisions and Minors**

	Count	%
Bicycle Collisions	86	100%
Bicyclist at Fault	41	48%
Minor Involved <sup>4</sup>	25	29%
Minor at fault	15	17%

Table 1.1

<sup>4</sup> Includes minor bicyclist and/or motorist.

## Lighting Conditions

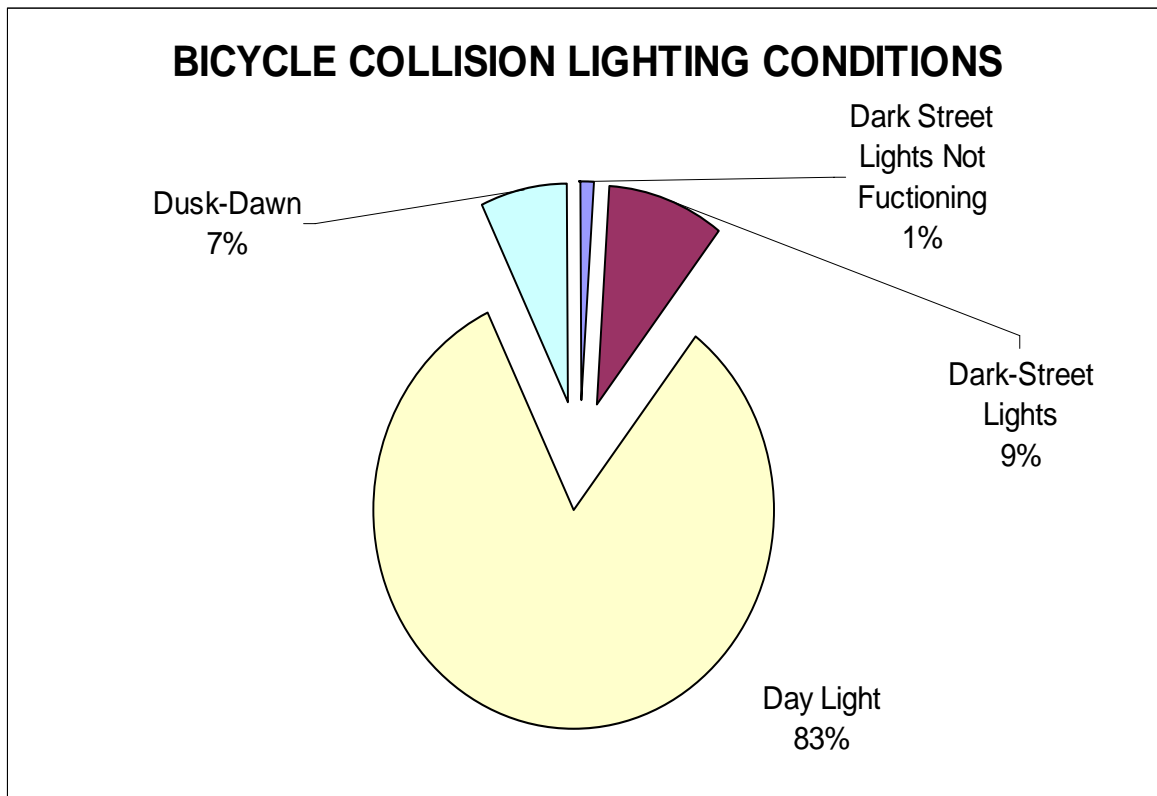


Figure 1.8

### Bicycle Fatality Analysis

In the third quarter of 2007, there was one bicycle fatality. It occurred at the intersection of Foxworthy and Meridian. The collision occurred during daylight hours, involving a 72 year old male and a n unknown driver who fled the scene.

## II. PEDESTRIAN COLLISION DATA

---

In the third quarter of 2007, there were:

- 83 pedestrian collisions<sup>5</sup>
- 15 Hit and Run Collisions

### Temporal Distribution

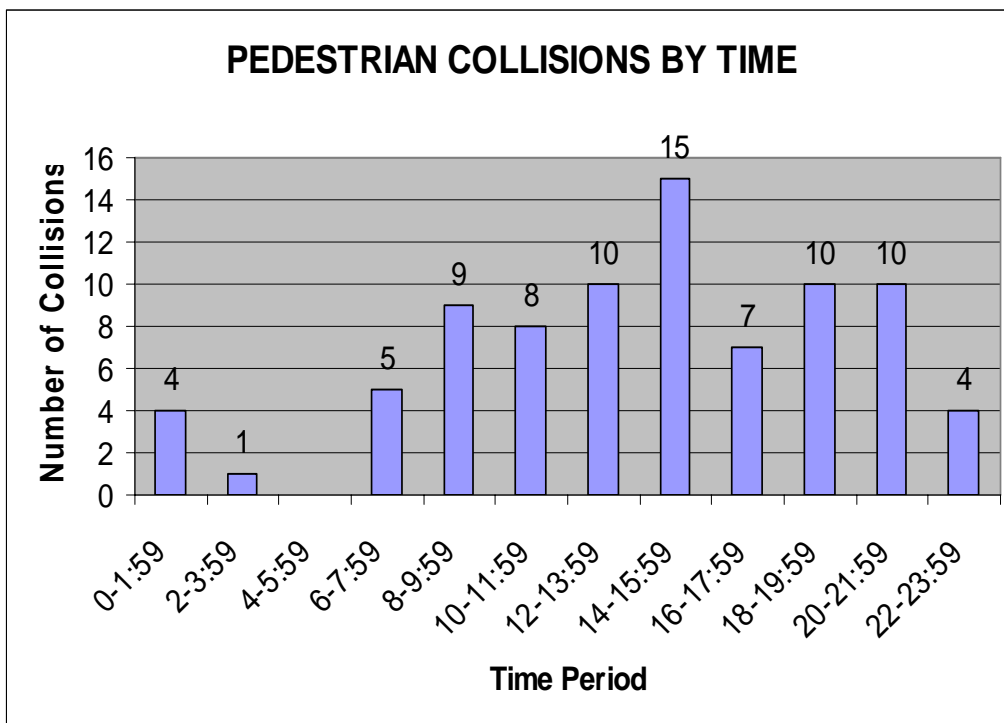


Figure 2.1

<sup>5</sup> Some TCRs may not contain complete data in every field. Therefore, specific query totals may not match up to collision totals.

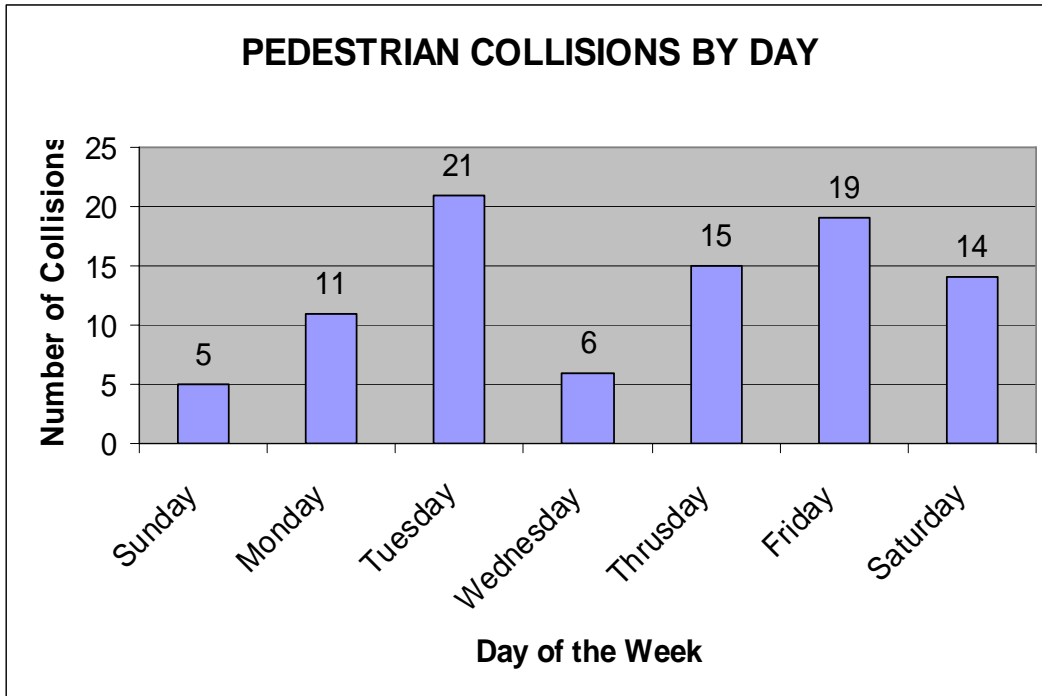


Figure 2.2

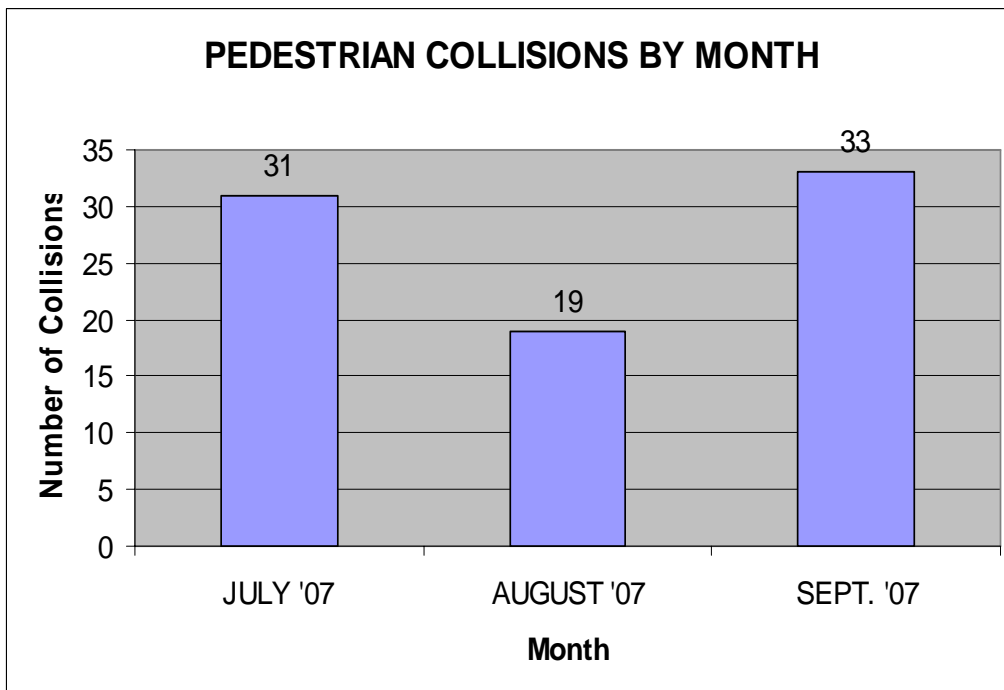


Figure 2.3

## Collision Type Distribution

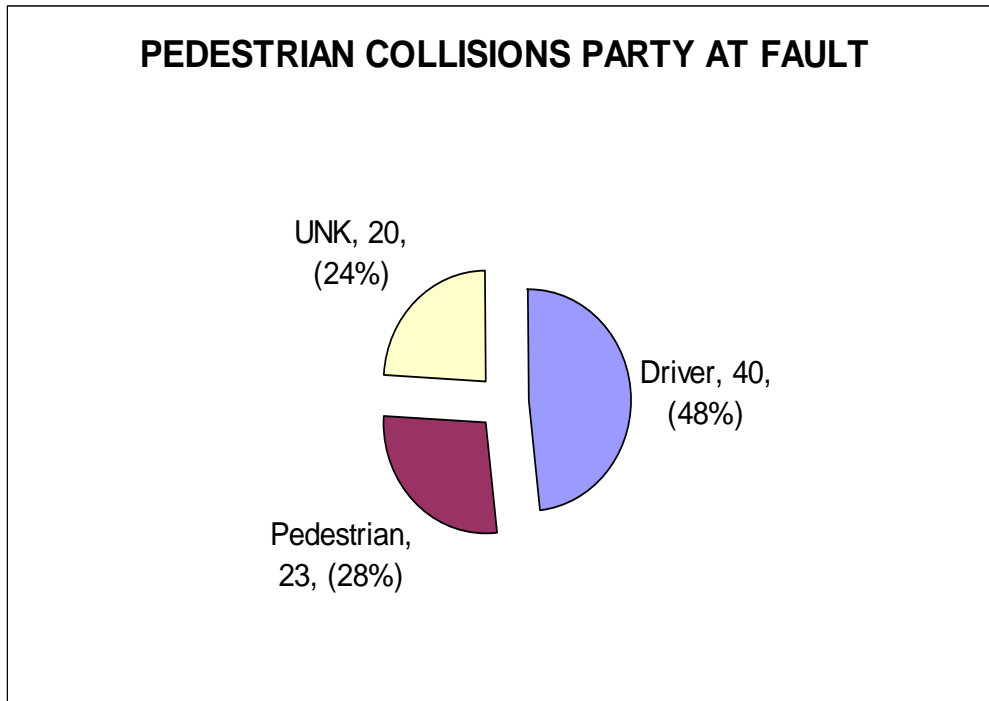


Figure 2.4

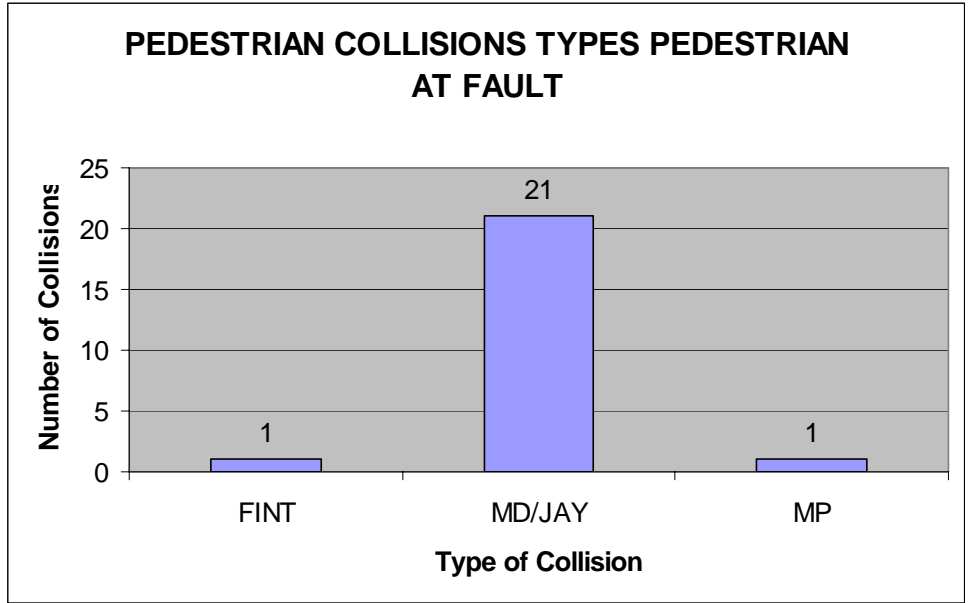


Figure 2.5

Collision Type Descriptions

- MP Mid-Block Pull-In/Out: Motorist pulls into or out of driveway.
- MD/JAY Mid-Block Dash/Jaywalking: Pedestrian crosses a roadway at a mid-block location.
- FS Failure to Yield, Stop Sign/Signal: Pedestrian does not stop at stop sign or yield to signal.
- FINT Failure to Yield in Intersection: Pedestrian does not yield to a motorist in the intersection.
- OTHER Other: Collision type not defined by any of the types above.
- SOLO Solo: Accident involving a pedestrian only.
- WW Wrong Way: Party traveling on wrong side of roadway.

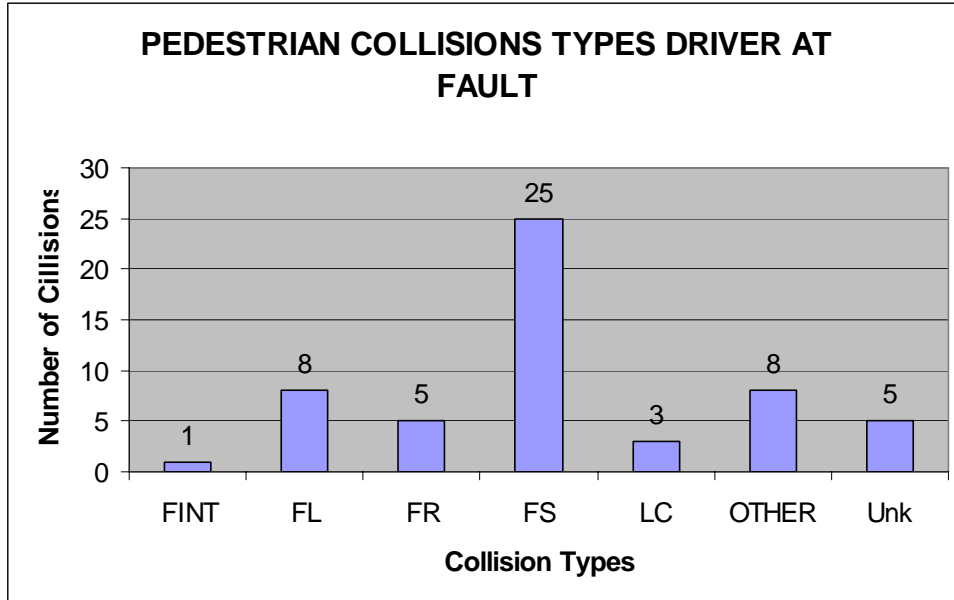


Figure 2.6

#### Collision Type Descriptions

- MP Mid-Block Pull-In/Out: Motorist pulls into or out of driveway.
- FS Failure to Yield, Stop Sign/Signal: Motorist does not stop at stop sign or yield to signal.
- FL Failure to Yield, Left Turn: Motorist making a left turn does not yield to pedestrian.
- FR Failure to Yield, Right Turn: Motorist making a right turn does not yield to pedestrian.
- FINT Failure to Yield in Intersection: Motorist does not yield to a pedestrian in the intersection.
- SS Sideswipe: Motorist drives too close to pedestrian and contact ensues.
- OTHER Other: Collision type not defined by any of the types above.

Age Distribution

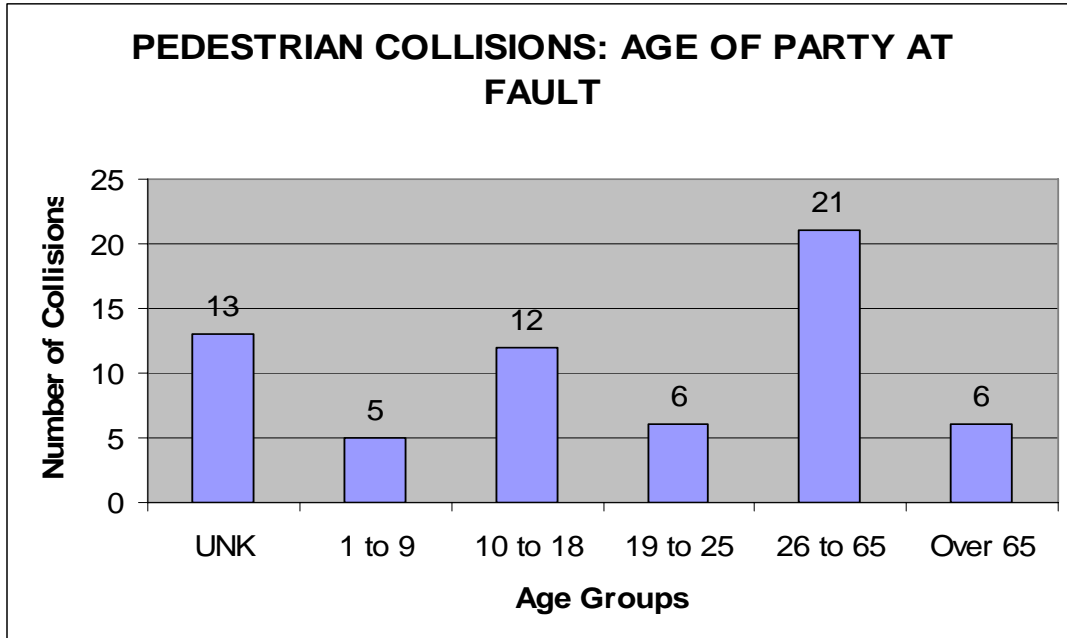


Figure 2.7

Pedestrian Collisions and Minors

	Count	%
Total Pedestrian Collisions	83	100%
Pedestrian Collisions with Pedestrian at Fault	23	28%
Minor Involved <sup>6</sup>	32	37%
Minor At Fault	17	20%

Table 2.1

<sup>6</sup> Includes minor pedestrians and motorist.

## Lighting Conditions

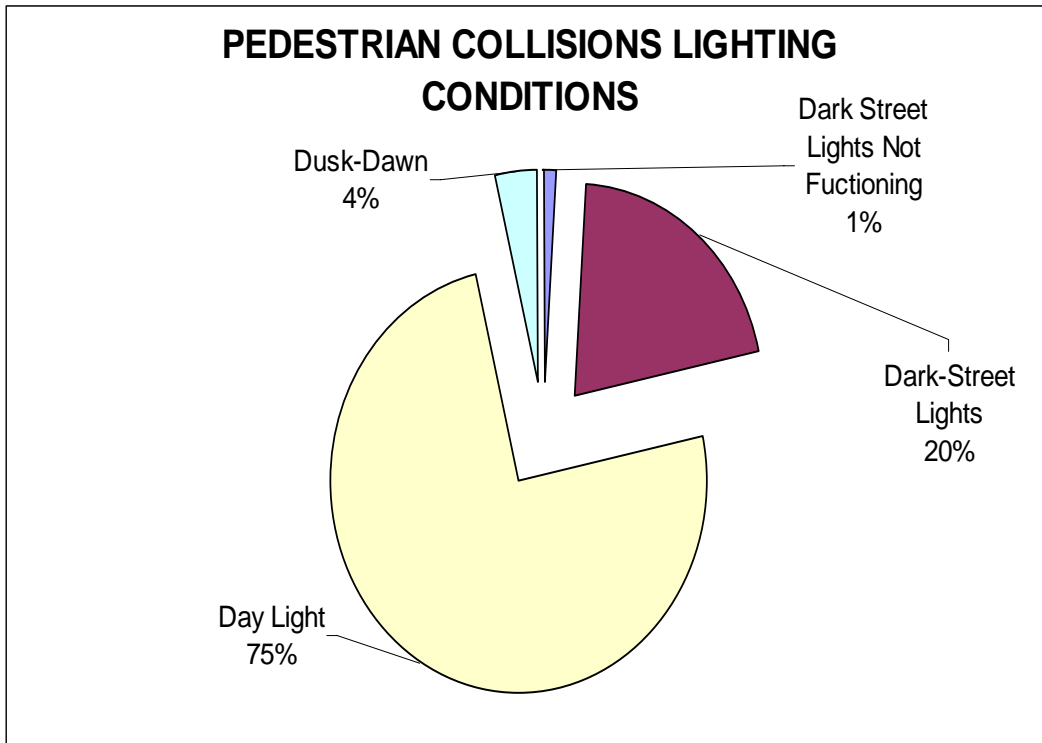


Figure 2.8

## Pedestrian Fatality Analysis

In the third quarter of 2007, there was one pedestrian fatality. The collision occurred at the intersection of Monterey and Old Tully during nighttime hours. A male pedestrian was hit while walking across Monterey.