




2011-2012 CAPITAL BUDGET

**2012-2016 CAPITAL
IMPROVEMENT PROGRAM**



**PARKS AND
COMMUNITY FACILITIES
DEVELOPMENT
CAPITAL PROGRAM -
COUNCIL DISTRICT 6**

Parks and Community Facilities Development - Council District 6

2012-2016 Adopted Capital Improvement Program

Source of Funds

SOURCE OF FUNDS	Estimated 2010-2011	2011-2012	2012-2013	2013-2014	2014-2015	2015-2016	5-Year Total
<u>District 6 Parks Construction & Conveyance Tax Fund</u>							
Beginning Fund Balance	4,650,960	918,843	846,843	1,053,843	1,253,843	1,445,843	918,843 *
Revenue from Other Agencies:							
<u>State Government</u>							
- Proposition 40: TRAIL: Three Creeks Land Acquisition		800,000					800,000
Contributions, Loans and Transfers from:							
<u>Capital Funds</u>							
- Needs-Based Allocation	279,000	373,000	416,000	411,000	403,000	398,000	2,001,000
- Special Needs Allocation	64,000	55,000	61,000	60,000	60,000	59,000	295,000
Reserve for Encumbrances	46,883						
Total District 6 Parks Construction & Conveyance Tax Fund	5,040,843	2,146,843	1,323,843	1,524,843	1,716,843	1,902,843	4,014,843 *
TOTAL SOURCE OF FUNDS	5,040,843	2,146,843	1,323,843	1,524,843	1,716,843	1,902,843	4,014,843 *

* The 2012-2013 through 2015-2016 Beginning Balances are excluded from the FIVE-YEAR TOTAL SOURCE OF FUNDS to avoid multiple counting of the same funds.

Parks and Community Facilities Development - Council District 6

2012-2016 Adopted Capital Improvement Program

Use of Funds

USE OF FUNDS	Estimated 2010-2011	2011-2012	2012-2013	2013-2014	2014-2015	2015-2016	5-Year Total
<u>Construction Projects</u>							
Bascom Community Center - Multi-Service	600,000						
Bramhall Park Play Lot Renovation	516,000	29,000					29,000
Sports Fields Minor Improvements	8,000						
Tamien Specific Plan Area Park Improvements	50,000						
1. Buena Vista Park Expansion		208,000					208,000
2. Council District 6 Public Art	119,000	11,000					11,000
3. TRAIL: Three Creeks Interim Improvements and Trestle Bridge		215,000					215,000
Total Construction Projects	1,293,000	463,000					463,000
<u>Non-Construction</u>							
General Non-Construction							
Bascom Community Center Fixtures, Furnishings and Equipment	599,000						
Cahill Park Master Plan Update	25,000						
Community Engagement Process	3,000						
Los Gatos Creek Volunteer Projects	11,000						
Minor Building Renovations	30,000	30,000	30,000	30,000	30,000	30,000	150,000
Minor Infrastructure Contract Services	20,000	15,000	15,000	15,000	15,000	15,000	75,000
Minor Park Renovations	50,000	50,000	50,000	50,000	50,000	50,000	250,000
Preliminary Studies	15,000	15,000	15,000	15,000	15,000	15,000	75,000

Parks and Community Facilities Development - Council District 6

2012-2016 Adopted Capital Improvement Program

Use of Funds

USE OF FUNDS (CONT'D.)	Estimated 2010-2011	2011-2012	2012-2013	2013-2014	2014-2015	2015-2016	5-Year Total
<u>Non-Construction</u>							
General Non-Construction							
Strategic Capital Replacement and Maintenance Needs	688,000	140,000	140,000	140,000	140,000	140,000	700,000
TRAIL: Los Gatos Reach IV Mitigation and Monitoring	35,000						
TRAIL: Three Creeks Land Acquisition	1,310,000						
Volunteer Management		20,000	20,000	21,000	21,000	21,000	103,000
4. Infrastructure Backlog Study		40,000					40,000
5. Parks and Recreation Bond Projects	43,000	77,000					77,000
Total General Non-Construction	2,829,000	387,000	270,000	271,000	271,000	271,000	1,470,000
Reserves							
Reserve: Aquatics Master Plan Implementation		100,000					100,000
Reserve: Council District 6 Future Parksite Acquisition and Development		250,000					250,000
Reserve: Scottish Rite Parksite Development		100,000					100,000
Total Reserves		450,000					450,000
Total Non-Construction	2,829,000	837,000	270,000	271,000	271,000	271,000	1,920,000
Ending Fund Balance	918,843	846,843	1,053,843	1,253,843	1,445,843	1,631,843	1,631,843*
TOTAL USE OF FUNDS	5,040,843	2,146,843	1,323,843	1,524,843	1,716,843	1,902,843	4,014,843*

V - 383

* The 2011-2012 through 2014-2015 Ending Balances are excluded from the FIVE-YEAR TOTAL USE OF FUNDS to avoid multiple counting of the same funds.

Parks and Community Facilities Development - Council District 6
2012-2016 Adopted Capital Improvement Program
Detail of Construction Projects

1. Buena Vista Park Expansion

CSA:	Neighborhood Services	Initial Start Date:	1st Qtr. 2011
CSA Outcome:	Safe and Clean Parks, Facilities and Attractions	Revised Start Date:	
Department:	Parks, Recreation and Neighborhood Services	Initial Completion Date:	4th Qtr. 2012
Council District:	6	Revised Completion Date:	
Location:	Scott Street and Menker Avenue		

Description: This project provides funding for the expansion of Buena Vista Park. Project elements include construction of a picnic area, installation of play equipment, and landscape improvements.

Justification: This project provides funding to expand Buena Vista Park, which is a high priority for the community.

EXPENDITURE SCHEDULE (000'S)											
Cost Elements	Prior Years	2010-11 Appn.	2010-11 Estimate	2011-12	2012-13	2013-14	2014-15	2015-16	5-Year Total	Beyond 5-Year	Project Total
Design				10					10		10
Bid & Award				18					18		18
Construction				180					180		180
TOTAL				208					208		208

FUNDING SOURCE SCHEDULE (000'S)											
District 6 Parks Construction & Conveyance Tax Fund				208					208		208
TOTAL				208					208		208

ANNUAL OPERATING BUDGET IMPACT (000'S)											
Maintenance* Operating*											
TOTAL											

Major Changes in Project Cost:

None

Notes:

Additional funding of \$392,000 is provided in the Park Trust Fund (Fund 375) for this project. A grant for \$600,000 has been awarded from the State of California under the Statewide Park program. Once this funding is received, the Council District 6 Construction and Conveyance Tax Fund and the Park Trust Fund will be reimbursed accordingly.

* Due to the financial strain on the General Fund, the operating and maintenance impact associated with the expanded park will be absorbed by existing resources in the Parks, Recreation and Neighborhood Services Department.

FY Initiated:	2011-2012	Redevelopment Area:	N/A
Initial Project Budget:	\$208,000	SNI Area:	N/A
Appn. #:	7318	USGBC LEED:	N/A

Parks and Community Facilities Development - Council District 6

2012-2016 Adopted Capital Improvement Program

Detail of Construction Projects

2. Council District 6 Public Art

CSA:	Neighborhood Services	Initial Start Date:	Ongoing
CSA Outcome:	Vibrant Cultural, Learning and Leisure Opportunities	Revised Start Date:	
Department:	Economic Development	Initial Completion Date:	Ongoing
Council District:	6	Revised Completion Date:	
Location:	Various		

Description: This allocation funds the construction and administration of public art in the Parks and Community Facilities Development - Council District 6 Capital Program. In compliance with the Council adoption of the revised Public Art Master Plan on March 13, 2007, one percent of all construction project funding is required to be allocated to public art, excluding funding for seismic and ADA retrofits, maintenance and operations, non-construction projects (such as studies), or affordable housing. Projects where public art allocations were previously programmed or appropriated are not subject to the revisions of the Public Art Master Plan. Expenditures in this allocation will be subject to the legal revenue restrictions for the use of this funding on public art.

Justification: This allocation is required to comply with the revisions to the Public Art Master Plan adopted by the City Council on March 13, 2007.

EXPENDITURE SCHEDULE (000'S)

Cost Elements	Prior Years	2010-11 Appn.	2010-11 Estimate	2011-12	2012-13	2013-14	2014-15	2015-16	5-Year Total	Beyond 5-Year	Project Total
Public Art		119	119	11					11		
TOTAL		119	119	11					11		

FUNDING SOURCE SCHEDULE (000'S)

District 6 Parks Construction & Conveyance Tax Fund		119	119	11					11	
TOTAL		119	119	11					11	

ANNUAL OPERATING BUDGET IMPACT (000'S)

None

Major Changes in Project Cost:

N/A

Notes:

Project schedule dates and selected budget information are not provided due to the ongoing nature of this project.

FY Initiated:	Ongoing	Redevelopment Area:	N/A
Initial Project Budget:		SNI Area:	N/A
Appn. #:	4470	USGBC LEED:	N/A

Parks and Community Facilities Development - Council District 6
2012-2016 Adopted Capital Improvement Program
Detail of Construction Projects

3. TRAIL: Three Creeks Interim Improvements and Trestle Bridge

CSA:	Neighborhood Services	Initial Start Date:	3rd Qtr. 2011
CSA Outcome:	Vibrant Cultural, Learning and Leisure Opportunities	Revised Start Date:	
Department:	Parks, Recreation and Neighborhood Services	Initial Completion Date:	4th Qtr. 2012
Council District:	6	Revised Completion Date:	
Location:	Three Creeks Trail; Coe Avenue to Minnesota Avenue		

Description: This project provides partial funding for minor improvements along the Three Creeks Trail. Project elements include the installation of signage, renovations to the trestle structure, and installation of fencing. These improvements will allow pedestrian and bicyclists to safely access the open space.

Justification: This project provides funding to develop a trail system consistent with Greenprint goals.

EXPENDITURE SCHEDULE (000'S)											
Cost Elements	Prior Years	2010-11 Appn.	2010-11 Estimate	2011-12	2012-13	2013-14	2014-15	2015-16	5-Year Total	Beyond 5-Year	Project Total
Design				124					124		124
Bid & Award				19					19		19
Construction				72					72		72
TOTAL				215					215		215

FUNDING SOURCE SCHEDULE (000'S)			
Funding Source	2011-12	5-Year Total	Project Total
District 6 Parks Construction & Conveyance Tax Fund	215	215	215
TOTAL	215	215	215

ANNUAL OPERATING BUDGET IMPACT (000'S)					
Category	2011-12	2012-13	2013-14	2014-15	2015-16
Maintenance	18	35	36	37	
Operating	3	5	5	5	
TOTAL	21	40	41	42	

Major Changes in Project Cost:

None

Notes:

Additional funding of \$650,000 is provided in the Park Trust Fund (Fund 375) for this project. A grant for \$215,000 has been awarded from the Santa Clara County Open Space Authority for this project. Once this funding is received, the Council District 6 Construction and Conveyance Tax Fund will be reimbursed accordingly. A second grant application for \$450,000 has been submitted to the Santa Clara Valley Water District. If the grant is awarded, the Park Trust Fund will be partially reimbursed.

FY Initiated:	2011-2012	Redevelopment Area:	N/A
Initial Project Budget:	\$215,000	SNI Area:	N/A
Appn. #:	7307	USGBC LEED:	N/A

Parks and Community Facilities Development - Council District 6

2012-2016 Adopted Capital Improvement Program Detail of Non-Construction Projects

4. Infrastructure Backlog Study

CSA: Neighborhood Services
CSA Outcome: Safe and Clean Parks, Facilities and Attractions
Department: Parks, Recreation and Neighborhood Services
Description: In alignment with the Greenprint priority to invest in repairing aging infrastructure, this report will provide an assessment of the deferred infrastructure backlog at regional and neighborhood parks and community centers.

EXPENDITURE SCHEDULE (000'S)											
Cost Elements	Prior Years	2010-11 Appn.	2010-11 Estimate	2011-12	2012-13	2013-14	2014-15	2015-16	5-Year Total	Beyond 5-Year	Project Total
Master Plan/Study				40					40		40
TOTAL				40					40		40
FUNDING SOURCE SCHEDULE (000'S)											
District 6 Parks Construction & Conveyance Tax Fund				40					40		40
TOTAL				40					40		40
Appn. #:	7309										

5. Parks and Recreation Bond Projects

CSA: Neighborhood Services
CSA Outcome: Safe and Clean Parks, Facilities and Attractions
Department: Parks, Recreation and Neighborhood Services
Description: This allocation provides funding for Parks and Recreation Bond project-related expenditures not allowed under and/or not included in the San José Safe Neighborhood Parks and Recreation Bond, approved by voters in November 2000. This allocation will also provide funding for capital costs associated with the deferred opening of the Bascom Community Center. This allocation will provide funding for unforeseen repairs, fencing, storage, and security costs.

EXPENDITURE SCHEDULE (000'S)											
Cost Elements	Prior Years	2010-11 Appn.	2010-11 Estimate	2011-12	2012-13	2013-14	2014-15	2015-16	5-Year Total	Beyond 5-Year	Project Total
Post Construction	41	120	43	77					77		161
TOTAL	41	120	43	77					77		161
FUNDING SOURCE SCHEDULE (000'S)											
District 6 Parks Construction & Conveyance Tax Fund	41	120	43	77					77		161
TOTAL	41	120	43	77					77		161
Appn. #:	6861										

Parks and Community Facilities Development - Council District 6

2012-2016 Adopted Capital Improvement Program

Summary of Projects with Close-out Costs Only in 2011-2012

Project Name:	Bramhall Park Play Lot Renovation	Initial Start Date:	3rd Qtr. 2007
5-Year CIP Budget:	\$29,000	Revised Start Date:	1st Qtr. 2008
Total Budget:	\$696,000	Initial End Date:	4th Qtr. 2008
Council District:	6	Revised End Date:	3rd Qtr. 2011
USGBC LEED:	N/A		

Description: This project provides funding for the replacement of existing playground equipment at Bramhall Park, which is antiquated and requires a high level of maintenance. Additional funding of \$240,000 was provided in 2010-2011 in the Park Trust Fund (Fund 375) for this project.

Parks and Community Facilities Development - Council District 6

2012-2016 Adopted Capital Improvement Program

Summary of Reserves

Project Name:	Reserve: Aquatics Master Plan Implementation	Initial Start Date:	N/A
5-Year CIP Budget:	\$100,000	Revised Start Date:	
Total Budget:	\$100,000	Initial End Date:	N/A
Council District:	6	Revised End Date:	
USGBC LEED:	N/A		

Description: This reserve provides funding for repairs, renovations, and new facilities as recommended in the Aquatics Master Plan.

Project Name:	Reserve: Council District 6 Future Parksite Acquisition and Development	Initial Start Date:	N/A
5-Year CIP Budget:	\$250,000	Revised Start Date:	
Total Budget:	\$250,000	Initial End Date:	N/A
Council District:	6	Revised End Date:	
USGBC LEED:	N/A		

Description: This reserve provides funding to address future Council District 6 priorities related to parksite acquisition and development.

Project Name:	Reserve: Scottish Rite Parksite Development	Initial Start Date:	N/A
5-Year CIP Budget:	\$100,000	Revised Start Date:	
Total Budget:	\$100,000	Initial End Date:	N/A
Council District:	6	Revised End Date:	
USGBC LEED:	N/A		


Description: This reserve provides partial funding for the future development of a new neighborhood park that will be dedicated to the City by a developer.

PAGE IS INTENTIONALLY LEFT BLANK



2011-2012 CAPITAL BUDGET

**2012-2016 CAPITAL
IMPROVEMENT PROGRAM**



**PARKS AND
COMMUNITY FACILITIES
DEVELOPMENT
CAPITAL PROGRAM -
COUNCIL DISTRICT 7**

Parks and Community Facilities Development - Council District 7
2012-2016 Adopted Capital Improvement Program
Source of Funds

SOURCE OF FUNDS	Estimated 2010-2011	2011-2012	2012-2013	2013-2014	2014-2015	2015-2016	5-Year Total
<u>District 7 Parks Construction & Conveyance Tax Fund</u>							
Beginning Fund Balance	6,033,522	3,732,373	1,016,373	1,108,373	1,193,373	1,272,373	3,732,373 *
Revenue from Other Agencies:							
<u>State Government</u>							
- Proposition 40: Nisich Park Development	619,000						
- Proposition 84: Nisich Park Development		400,000					400,000
Contributions, Loans and Transfers from:							
<u>Capital Funds</u>							
- Needs-Based Allocation	277,000	322,000	359,000	354,000	348,000	343,000	1,726,000
- Special Needs Allocation	64,000	55,000	61,000	60,000	60,000	59,000	295,000
Reserve for Encumbrances	773,851						
Total District 7 Parks Construction & Conveyance Tax Fund	7,767,373	4,509,373	1,436,373	1,522,373	1,601,373	1,674,373	6,153,373 *
<u>Redevelopment Capital Projects Fund</u>							
Revenue from Other Agencies:							
<u>Redevelopment Agency</u>							
- Nisich Park	480,000						
Total Redevelopment Capital Projects Fund	480,000						*

Parks and Community Facilities Development - Council District 7

2012-2016 Adopted Capital Improvement Program

Source of Funds

SOURCE OF FUNDS (CONT'D.)	Estimated 2010-2011	2011-2012	2012-2013	2013-2014	2014-2015	2015-2016	5-Year Total
TOTAL SOURCE OF FUNDS	8,247,373	4,509,373	1,436,373	1,522,373	1,601,373	1,674,373	6,153,373 *

* The 2012-2013 through 2015-2016 Beginning Balances are excluded from the FIVE-YEAR TOTAL SOURCE OF FUNDS to avoid multiple counting of the same funds.

Parks and Community Facilities Development - Council District 7

2012-2016 Adopted Capital Improvement Program

Use of Funds

V - 393

USE OF FUNDS	Estimated 2010-2011	2011-2012	2012-2013	2013-2014	2014-2015	2015-2016	5-Year Total
<u>Construction Projects</u>							
Nisich Park (450)	480,000						
Nisich Park Development	919,000						
Santee Neighborhood Action Center Minor Repairs	50,000						
Solari Park Sports Field Conversion	562,000						
Sports Fields Minor Improvements	8,000						
Turtle Rock Park Improvements	1,000						
1. Council District 7 Public Art	62,000	10,000					10,000
2. Fair Swim Center Improvements	193,000	472,000					472,000
Total Construction Projects	2,275,000	482,000					482,000
<u>Non-Construction</u>							
General Non-Construction							
Community Engagement Process	3,000						
Minor Building Renovations	50,000	50,000	50,000	50,000	50,000	50,000	250,000
Minor Infrastructure Contract Services	15,000	15,000	15,000	15,000	15,000	15,000	75,000
Minor Park Renovations	55,000	50,000	50,000	50,000	50,000	50,000	250,000
Pool Repairs	168,000	38,000	38,000	38,000	38,000	38,000	190,000
Preliminary Studies	15,000	15,000	15,000	15,000	15,000	15,000	75,000
Seven Trees Community Center Fixtures, Furnishings and Equipment	994,000						
Strategic Capital Replacement and Maintenance Needs	940,000	140,000	140,000	140,000	140,000	140,000	700,000
Volunteer Management		20,000	20,000	21,000	21,000	21,000	103,000
3. Infrastructure Backlog Study		40,000					40,000

Parks and Community Facilities Development - Council District 7

2012-2016 Adopted Capital Improvement Program

Use of Funds

USE OF FUNDS (CONT'D.)	Estimated 2010-2011	2011-2012	2012-2013	2013-2014	2014-2015	2015-2016	5-Year Total
<u>Non-Construction</u>							
General Non-Construction							
Total General Non-Construction	2,240,000	368,000	328,000	329,000	329,000	329,000	1,683,000
Contributions, Loans and Transfers to Capital Funds							
Transfer to the Parks and Recreation Bond Projects Fund: Seven Trees Community Center Savings		1,143,000					1,143,000
Total Contributions, Loans and Transfers to Capital Funds		1,143,000					1,143,000
Reserves							
Reserve: Vietnamese American Community Center		1,000,000					1,000,000
Reserve: West Evergreen Park		500,000					500,000
Total Reserves		1,500,000					1,500,000
Total Non-Construction	2,240,000	3,011,000	328,000	329,000	329,000	329,000	4,326,000
Ending Fund Balance	3,732,373	1,016,373	1,108,373	1,193,373	1,272,373	1,345,373	1,345,373*
TOTAL USE OF FUNDS	8,247,373	4,509,373	1,436,373	1,522,373	1,601,373	1,674,373	6,153,373*

* The 2011-2012 through 2014-2015 Ending Balances are excluded from the FIVE-YEAR TOTAL USE OF FUNDS to avoid multiple counting of the same funds.

Parks and Community Facilities Development - Council District 7
2012-2016 Adopted Capital Improvement Program
Detail of Construction Projects

1. Council District 7 Public Art

CSA:	Neighborhood Services	Initial Start Date:	Ongoing
CSA Outcome:	Vibrant Cultural, Learning and Leisure Opportunities	Revised Start Date:	
Department:	Economic Development	Initial Completion Date:	Ongoing
Council District:	7	Revised Completion Date:	
Location:	Various		

Description: This allocation funds the construction and administration of public art in the Parks and Community Facilities Development - Council District 7 Capital Program. In compliance with the Council adoption of the revised Public Art Master Plan on March 13, 2007, one percent of all construction project funding is required to be allocated to public art, excluding funding for seismic and ADA retrofits, maintenance and operations, non-construction projects (such as studies), or affordable housing. Projects where public art allocations were previously programmed or appropriated are not subject to the revisions of the Public Art Master Plan. Expenditures in this allocation will be subject to the legal revenue restrictions for the use of this funding on public art.

Justification: This allocation is required to comply with the revisions to the Public Art Master Plan adopted by the City Council on March 13, 2007.

EXPENDITURE SCHEDULE (000'S)

Cost Elements	Prior Years	2010-11 Appn.	2010-11 Estimate	2011-12	2012-13	2013-14	2014-15	2015-16	5-Year Total	Beyond 5-Year	Project Total
Public Art		62	62	10					10		
TOTAL		62	62	10					10		

FUNDING SOURCE SCHEDULE (000'S)

District 7 Parks Construction & Conveyance Tax Fund	62	62	10						10		
TOTAL	62	62	10						10		

ANNUAL OPERATING BUDGET IMPACT (000'S)

None

Major Changes in Project Cost:

N/A

Notes:

Project schedule dates and selected budget information are not provided due to the ongoing nature of this project.

FY Initiated:	Ongoing	Redevelopment Area:	N/A
Initial Project Budget:		SNI Area:	N/A
Appn. #:	5743	USGBC LEED:	N/A

Parks and Community Facilities Development - Council District 7
2012-2016 Adopted Capital Improvement Program
Detail of Construction Projects

2. Fair Swim Center Improvements

CSA: Neighborhood Services **Initial Start Date:** 1st Qtr. 2011
CSA Outcome: Safe and Clean Parks, Facilities and Attractions **Revised Start Date:**
Department: Parks, Recreation and Neighborhood Services **Initial Completion Date:** 2nd Qtr. 2012
Council District: 7 **Revised Completion Date:**
Location: 1350 Bacchus Drive

Description: This project provides partial funding to renovate the pump system and mechanical equipment at the Fair Swim Center.

Justification: This project will address health and safety concerns, reduce maintenance efforts, and eliminate pool closures due to equipment failures.

EXPENDITURE SCHEDULE (000'S)											
Cost Elements	Prior Years	2010-11 Appn.	2010-11 Estimate	2011-12	2012-13	2013-14	2014-15	2015-16	5-Year Total	Beyond 5-Year	Project Total
Design		193	193								193
Bid & Award				5					5		5
Construction				467					467		467
TOTAL		193	193	472					472		665

FUNDING SOURCE SCHEDULE (000'S)											
Cost Elements	Prior Years	2010-11 Appn.	2010-11 Estimate	2011-12	2012-13	2013-14	2014-15	2015-16	5-Year Total	Beyond 5-Year	Project Total
District 7 Parks Construction & Conveyance Tax Fund		193	193	472					472		665
TOTAL		193	193	472					472		665

ANNUAL OPERATING BUDGET IMPACT (000'S)

None

Major Changes in Project Cost:

None

Notes:

Additional funding of \$535,000 is provided in the Park Trust Fund (Fund 375) for this project.

FY Initiated: 2010-2011 **Redevelopment Area:** Yes
Initial Project Budget: \$665,000 **SNI Area:** Tully/Senter
Appn. #: 7282 **USGBC LEED:** N/A

Parks and Community Facilities Development - Council District 7

2012-2016 Adopted Capital Improvement Program

Detail of Non-Construction Projects

3. Infrastructure Backlog Study

CSA: Neighborhood Services
CSA Outcome: Safe and Clean Parks, Facilities and Attractions
Department: Parks, Recreation and Neighborhood Services
Description: In alignment with the Greenprint priority to invest in repairing aging infrastructure, this report will provide an assessment of the deferred infrastructure backlog at regional and neighborhood parks and community centers.

EXPENDITURE SCHEDULE (000'S)											
Cost Elements	Prior Years	2010-11 Appn.	2010-11 Estimate	2011-12	2012-13	2013-14	2014-15	2015-16	5-Year Total	Beyond 5-Year	Project Total
Master Plan/Study				40					40		40
TOTAL				40					40		40
FUNDING SOURCE SCHEDULE (000'S)											
District 7 Parks Construction & Conveyance Tax Fund				40					40		40
TOTAL				40					40		40

Appn. #: 7309

Parks and Community Facilities Development - Council District 7

2012-2016 Adopted Capital Improvement Program

Summary of Reserves

Project Name:	Reserve: Vietnamese American Community Center	Initial Start Date:	N/A
5-Year CIP Budget:	\$1,000,000	Revised Start Date:	
Total Budget:	\$1,000,000	Initial End Date:	N/A
Council District:	7	Revised End Date:	
USGBC LEED:	N/A		

Description: This reserve provides partial funding for the future development of the Vietnamese American Community Center.

Project Name:	Reserve: West Evergreen Park	Initial Start Date:	N/A
5-Year CIP Budget:	\$500,000	Revised Start Date:	
Total Budget:	\$500,000	Initial End Date:	N/A
Council District:	7	Revised End Date:	
USGBC LEED:	N/A		

Description: This reserve provides funding for the development and construction of a 1.0 acre park in the West Evergreen Area. Project elements may include the construction of a play area, trellis, half basketball court, picnic areas, and seat walls. As approved by the City Council on February 9, 2010, this project has been placed on hold due to its operating and maintenance impact on the General Fund. All deferred projects will be re-evaluated on an annual basis to determine if activity should resume. For purposes of forecasting the future impact this park will have on the General Fund, annual operating and maintenance costs of \$12,000 for this facility have been assumed beginning in 2015-2016. Additional reserve funding of \$332,000 is provided in the Park Trust Fund (Fund 375) for the future development of this park.



2011-2012 CAPITAL BUDGET

**2012-2016 CAPITAL
IMPROVEMENT PROGRAM**

**PARKS AND
COMMUNITY FACILITIES
DEVELOPMENT
CAPITAL PROGRAM -
COUNCIL DISTRICT 8**

Parks and Community Facilities Development - Council District 8

2012-2016 Adopted Capital Improvement Program

Source of Funds

SOURCE OF FUNDS	Estimated 2010-2011	2011-2012	2012-2013	2013-2014	2014-2015	2015-2016	5-Year Total
<u>District 8 Parks Construction & Conveyance Tax Fund</u>							
Beginning Fund Balance	3,910,409	3,421,988	2,117,988	2,098,988	2,074,988	2,047,988	3,421,988 *
Contributions, Loans and Transfers from:							
Capital Funds							
- Needs-Based Allocation	307,000	175,000	195,000	192,000	189,000	187,000	938,000
- Special Needs Allocation	64,000	55,000	61,000	60,000	60,000	59,000	295,000
- Transfer from Fire C&C Tax Fund: Fire Station 36 Land Acquisition	72,500						
Reserve for Encumbrances	73,079						
Total District 8 Parks Construction & Conveyance Tax Fund	4,426,988	3,651,988	2,373,988	2,350,988	2,323,988	2,293,988	4,654,988 *
<u>Redevelopment Capital Projects Fund</u>							
Revenue from Other Agencies:							
Redevelopment Agency							
- Barberry Lane Improvements	26,254						
- Welch Park Playground Demolition	29,733						
Total Redevelopment Capital Projects Fund	55,987						*

V - 399

Parks and Community Facilities Development - Council District 8

2012-2016 Adopted Capital Improvement Program

Source of Funds

SOURCE OF FUNDS (CONT'D.)	Estimated 2010-2011	2011-2012	2012-2013	2013-2014	2014-2015	2015-2016	5-Year Total
TOTAL SOURCE OF FUNDS	4,482,975	3,651,988	2,373,988	2,350,988	2,323,988	2,293,988	4,654,988 *

* The 2012-2013 through 2015-2016 Beginning Balances are excluded from the FIVE-YEAR TOTAL SOURCE OF FUNDS to avoid multiple counting of the same funds.

Parks and Community Facilities Development - Council District 8
2012-2016 Adopted Capital Improvement Program

Use of Funds

USE OF FUNDS (CONT'D.)	Estimated 2010-2011	2011-2012	2012-2013	2013-2014	2014-2015	2015-2016	5-Year Total
<u>Non-Construction</u>							
General Non-Construction							
Volunteer Management		20,000	20,000	21,000	21,000	21,000	103,000
4. Infrastructure Backlog Study		40,000					40,000
Total General Non-Construction	719,000	315,000	275,000	276,000	276,000	276,000	1,418,000
Reserves							
Reserve: Aquatics Master Plan Implementation		500,000					500,000
Reserve: Chelmers Park Development		193,000					193,000
Total Reserves		693,000					693,000
Total Non-Construction	719,000	1,008,000	275,000	276,000	276,000	276,000	2,111,000
Ending Fund Balance	3,421,988	2,117,988	2,098,988	2,074,988	2,047,988	2,017,988	2,017,988*
TOTAL USE OF FUNDS	4,482,975	3,651,988	2,373,988	2,350,988	2,323,988	2,293,988	4,654,988*

* The 2011-2012 through 2014-2015 Ending Balances are excluded from the FIVE-YEAR TOTAL USE OF FUNDS to avoid multiple counting of the same funds.

Parks and Community Facilities Development - Council District 8
2012-2016 Adopted Capital Improvement Program
Detail of Construction Projects

1. Council District 8 Public Art

CSA:	Neighborhood Services	Initial Start Date:	Ongoing
CSA Outcome:	Vibrant Cultural, Learning and Leisure Opportunities	Revised Start Date:	
Department:	Economic Development	Initial Completion Date:	Ongoing
Council District:	8	Revised Completion Date:	
Location:	Various		

Description: This allocation funds the construction and administration of public art in the Parks and Community Facilities Development - Council District 8 Capital Program. In compliance with the Council adoption of the revised Public Art Master Plan on March 13, 2007, one percent of all construction project funding is required to be allocated to public art, excluding funding for seismic and ADA retrofits, maintenance and operations, non-construction projects (such as studies), or affordable housing. Projects where public art allocations were previously programmed or appropriated are not subject to the revisions of the Public Art Master Plan. Expenditures in this allocation will be subject to the legal revenue restrictions for the use of this funding on public art.

Justification: This allocation is required to comply with the revisions to the Public Art Master Plan adopted by the City Council on March 13, 2007.

EXPENDITURE SCHEDULE (000'S)

Cost Elements	Prior Years	2010-11 Appn.	2010-11 Estimate	2011-12	2012-13	2013-14	2014-15	2015-16	5-Year Total	Beyond 5-Year	Project Total
Public Art		23	23	11					11		
TOTAL		23	23	11					11		

FUNDING SOURCE SCHEDULE (000'S)

District 8 Parks Construction & Conveyance Tax Fund	23	23	11						11		
TOTAL		23	23	11					11		

ANNUAL OPERATING BUDGET IMPACT (000'S)

None

Major Changes in Project Cost:

N/A

Notes:

Project schedule dates and selected budget information are not provided due to the ongoing nature of this project.

FY Initiated:	Ongoing	Redevelopment Area:	N/A
Initial Project Budget:		SNI Area:	N/A
Appn. #:	5406	USGBC LEED:	N/A

Parks and Community Facilities Development - Council District 8
2012-2016 Adopted Capital Improvement Program
Detail of Construction Projects

2. TRAIL: Thompson Creek (Tully Road to Quimby Road)

CSA:	Neighborhood Services	Initial Start Date:	4th Qtr. 2011
CSA Outcome:	Vibrant Cultural, Learning and Leisure Opportunities	Revised Start Date:	
Department:	Parks, Recreation and Neighborhood Services	Initial Completion Date:	1st Qtr. 2013
Council District:	8	Revised Completion Date:	
Location:	Thompson Creek; between Tully Road and Quimby Road		
Description:	This project provides partial funding for improvements along Thompson Creek Trail; from Tully Road to Quimby Road. Project elements include installation of signage, repairs to the trestle structure, construction of a paved surface upon an existing maintenance road, and installation of fencing.		
Justification:	This project provides funding to develop a trail system consistent with Greenprint goals.		

EXPENDITURE SCHEDULE (000'S)											
Cost Elements	Prior Years	2010-11 Appn.	2010-11 Estimate	2011-12	2012-13	2013-14	2014-15	2015-16	5-Year Total	Beyond 5-Year	Project Total
Bid & Award				25					25		25
Construction				390					390		390
TOTAL				415					415		415

FUNDING SOURCE SCHEDULE (000'S)											
Cost Elements	Prior Years	2010-11 Appn.	2010-11 Estimate	2011-12	2012-13	2013-14	2014-15	2015-16	5-Year Total	Beyond 5-Year	Project Total
District 8 Parks Construction & Conveyance Tax Fund				415					415		415
TOTAL				415					415		415

ANNUAL OPERATING BUDGET IMPACT (000'S)

None

Major Changes in Project Cost:

None

Notes:

Additional funding of \$476,000 is provided in the Park Trust Fund (Fund 375) for this project. A grant application totaling \$200,000 was submitted to the California State Parks under the Habitat Conservation Program. If the grant is awarded, the Council District 8 Construction and Conveyance Tax Fund will be reimbursed accordingly.

FY Initiated:	2011-2012	Redevelopment Area:	N/A
Initial Project Budget:	\$415,000	SNI Area:	N/A
Appn. #:	7306	USGBC LEED:	N/A

Parks and Community Facilities Development - Council District 8

2012-2016 Adopted Capital Improvement Program

Detail of Construction Projects

3. Welch Park Playground Renovation

CSA:	Neighborhood Services	Initial Start Date:	3rd Qtr. 2011
CSA Outcome:	Safe and Clean Parks, Facilities and Attractions	Revised Start Date:	
Department:	Parks, Recreation and Neighborhood Services	Initial Completion Date:	2nd Qtr. 2012
Council District:	8	Revised Completion Date:	
Location:	Clarice Drive and Huran Drive		

Description: This project provides funding for the replacement of existing playground equipment at Welch Park, which is antiquated and requires a high level of maintenance.

Justification: This project provides funding to replace old playground equipment, which will assist with the infrastructure backlog, increase usage, and improve safety and accessibility.

EXPENDITURE SCHEDULE (000'S)											
Cost Elements	Prior Years	2010-11 Appn.	2010-11 Estimate	2011-12	2012-13	2013-14	2014-15	2015-16	5-Year Total	Beyond 5-Year	Project Total
Construction				100					100		100
TOTAL				100					100		100

FUNDING SOURCE SCHEDULE (000'S)											
Cost Elements	Prior Years	2010-11 Appn.	2010-11 Estimate	2011-12	2012-13	2013-14	2014-15	2015-16	5-Year Total	Beyond 5-Year	Project Total
District 8 Parks Construction & Conveyance Tax Fund				100					100		100
TOTAL				100					100		100

ANNUAL OPERATING BUDGET IMPACT (000'S)										
None										

Major Changes in Project Cost:

None

Notes:

FY Initiated:	2011-2012	Redevelopment Area:	N/A
Initial Project Budget:	\$100,000	SNI Area:	N/A
Appn. #:	7319	USGBC LEED:	N/A

Parks and Community Facilities Development - Council District 8
2012-2016 Adopted Capital Improvement Program
Detail of Non-Construction Projects

4. Infrastructure Backlog Study

CSA: Neighborhood Services
CSA Outcome: Safe and Clean Parks, Facilities and Attractions
Department: Parks, Recreation and Neighborhood Services
Description: In alignment with the Greenprint priority to invest in repairing aging infrastructure, this report will provide an assessment of the deferred infrastructure backlog at regional and neighborhood parks and community centers.

EXPENDITURE SCHEDULE (000'S)											
Cost Elements	Prior Years	2010-11 Appn.	2010-11 Estimate	2011-12	2012-13	2013-14	2014-15	2015-16	5-Year Total	Beyond 5-Year	Project Total
Master Plan/Study				40					40		40
TOTAL				40					40		40
FUNDING SOURCE SCHEDULE (000'S)											
District 8 Parks Construction & Conveyance Tax Fund				40					40		40
TOTAL				40					40		40
Appn. #:	7309										

Parks and Community Facilities Development - Council District 8

2012-2016 Adopted Capital Improvement Program

Summary of Reserves

Project Name:	Reserve: Aquatics Master Plan Implementation	Initial Start Date:	N/A
5-Year CIP Budget:	\$500,000	Revised Start Date:	
Total Budget:	\$500,000	Initial End Date:	N/A
Council District:	8	Revised End Date:	
USGBC LEED:	N/A		

Description: This reserve provides funding for repairs, renovations, and new facilities as recommended in the Aquatics Master Plan.

Project Name:	Reserve: Chelmers Park Development	Initial Start Date:	N/A
5-Year CIP Budget:	\$193,000	Revised Start Date:	
Total Budget:	\$193,000	Initial End Date:	N/A
Council District:	8	Revised End Date:	
USGBC LEED:	N/A		


Description: This reserve provides partial funding for the future development and construction of a new park at the former Chelmers property at the corner of Silver Creek Road and Greenyard Street. For purposes of forecasting the future impact this sports field will have on the General Fund, operating and maintenance costs of \$3,000 for this facility have been assumed beginning in 2015-2016 (annual operating and maintenance impact is \$39,000).

PAGE IS INTENTIONALLY LEFT BLANK



2011-2012 CAPITAL BUDGET

**2012-2016 CAPITAL
IMPROVEMENT PROGRAM**



**PARKS AND
COMMUNITY FACILITIES
DEVELOPMENT
CAPITAL PROGRAM -
COUNCIL DISTRICT 9**

Parks and Community Facilities Development - Council District 9

2012-2016 Adopted Capital Improvement Program

Source of Funds

SOURCE OF FUNDS	Estimated 2010-2011	2011-2012	2012-2013	2013-2014	2014-2015	2015-2016	5-Year Total
<u>District 9 Parks Construction & Conveyance Tax Fund</u>							
Beginning Fund Balance	3,543,558	1,532,086	983,086	722,086	658,086	591,086	1,532,086 *
Contributions, Loans and Transfers from:							
<u>Capital Funds</u>							
- Needs-Based Allocation	259,000	156,000	175,000	172,000	169,000	167,000	839,000
- Special Needs Allocation	64,000	55,000	61,000	60,000	60,000	59,000	295,000
Reserve for Encumbrances	109,528						
Total District 9 Parks Construction & Conveyance Tax Fund	3,976,086	1,743,086	1,219,086	954,086	887,086	817,086	2,666,086 *
TOTAL SOURCE OF FUNDS	3,976,086	1,743,086	1,219,086	954,086	887,086	817,086	2,666,086 *

* The 2012-2013 through 2015-2016 Beginning Balances are excluded from the FIVE-YEAR TOTAL SOURCE OF FUNDS to avoid multiple counting of the same funds.

Parks and Community Facilities Development - Council District 9

2012-2016 Adopted Capital Improvement Program

Use of Funds

USE OF FUNDS	Estimated 2010-2011	2011-2012	2012-2013	2013-2014	2014-2015	2015-2016	5-Year Total
<u>Construction Projects</u>							
Kirk Senior Nutrition Program (Temporary Relocation)	46,000						
Paul Moore Park Playground Renovation	863,000						
Paul Moore Park Sports Field Renovation	115,000						
Sports Fields Minor Improvements	8,000						
1. Council District 9 Public Art	58,000	4,000					4,000
Total Construction Projects	1,090,000	4,000					4,000
<u>Non-Construction</u>							
General Non-Construction							
Carolyn Norris Turnkey Park Developer Reimbursement	200,000						
Community Engagement Process	3,000						
Minor Building Renovations	30,000	30,000	30,000	30,000	30,000	30,000	150,000
Minor Infrastructure Contract Services	17,000	15,000	15,000	15,000	15,000	15,000	75,000
Minor Park Renovations	61,000	50,000	50,000	50,000	50,000	50,000	250,000
Pool Repairs	25,000	25,000	25,000	25,000	25,000	25,000	125,000
Preliminary Studies	15,000	15,000	15,000	15,000	15,000	15,000	75,000
Strategic Capital Replacement and Maintenance Needs	1,003,000	140,000	140,000	140,000	140,000	140,000	700,000
Volunteer Management		20,000	20,000	21,000	21,000	21,000	103,000
2. Infrastructure Backlog Study		40,000					40,000
Total General Non-Construction	1,354,000	335,000	295,000	296,000	296,000	296,000	1,518,000

V - 410

Parks and Community Facilities Development - Council District 9

2012-2016 Adopted Capital Improvement Program

Use of Funds

USE OF FUNDS (CONT'D.)	Estimated 2010-2011	2011-2012	2012-2013	2013-2014	2014-2015	2015-2016	5-Year Total
<u>Non-Construction</u>							
Contributions, Loans and Transfers to General Fund							
Transfer to the General Fund: Camden Park Land Acquisition		100,000	202,000				302,000
Debt Service							
Total Contributions, Loans and Transfers to General Fund		100,000	202,000				302,000
Reserves							
Reserve: Camden Pool		321,000					321,000
Total Reserves		321,000					321,000
Total Non-Construction	1,354,000	756,000	497,000	296,000	296,000	296,000	2,141,000
Ending Fund Balance	1,532,086	983,086	722,086	658,086	591,086	521,086	521,086*
TOTAL USE OF FUNDS	3,976,086	1,743,086	1,219,086	954,086	887,086	817,086	2,666,086*

* The 2011-2012 through 2014-2015 Ending Balances are excluded from the FIVE-YEAR TOTAL USE OF FUNDS to avoid multiple counting of the same funds.

Parks and Community Facilities Development - Council District 9
2012-2016 Adopted Capital Improvement Program
Detail of Construction Projects

1. Council District 9 Public Art

CSA:	Neighborhood Services	Initial Start Date:	Ongoing
CSA Outcome:	Vibrant Cultural, Learning and Leisure Opportunities	Revised Start Date:	
Department:	Economic Development	Initial Completion Date:	Ongoing
Council District:	9	Revised Completion Date:	
Location:	Various		

Description: This allocation funds the construction and administration of public art in the Parks and Community Facilities Development - Council District 9 Capital Program. In compliance with the Council adoption of the revised Public Art Master Plan on March 13, 2007, one percent of all construction project funding is required to be allocated to public art, excluding funding for seismic and ADA retrofits, maintenance and operations, non-construction projects (such as studies), or affordable housing. Projects where public art allocations were previously programmed or appropriated are not subject to the revisions of the Public Art Master Plan. Expenditures in this allocation will be subject to the legal revenue restrictions for the use of this funding on public art.

Justification: This allocation is required to comply with the revisions to the Public Art Master Plan adopted by the City Council on March 13, 2007.

EXPENDITURE SCHEDULE (000'S)

Cost Elements	Prior Years	2010-11 Appn.	2010-11 Estimate	2011-12	2012-13	2013-14	2014-15	2015-16	5-Year Total	Beyond 5-Year	Project Total
Public Art		58	58	4					4		
TOTAL		58	58	4					4		

FUNDING SOURCE SCHEDULE (000'S)

District 9 Parks Construction & Conveyance Tax Fund	58	58	4						4		
TOTAL	58	58	4						4		

ANNUAL OPERATING BUDGET IMPACT (000'S)

None

Major Changes in Project Cost:
 N/A

Notes:
 Project schedule dates and selected budget information are not provided due to the ongoing nature of this project.

FY Initiated:	Ongoing	Redevelopment Area:	N/A
Initial Project Budget:		SNI Area:	N/A
Appn. #:	4471	USGBC LEED:	N/A

Parks and Community Facilities Development - Council District 9

2012-2016 Adopted Capital Improvement Program

Detail of Non-Construction Projects

2. Infrastructure Backlog Study

CSA: Neighborhood Services
CSA Outcome: Safe and Clean Parks, Facilities and Attractions
Department: Parks, Recreation and Neighborhood Services
Description: In alignment with the Greenprint priority to invest in repairing aging infrastructure, this report will provide an assessment of the deferred infrastructure backlog at regional and neighborhood parks and community centers.

EXPENDITURE SCHEDULE (000'S)											
Cost Elements	Prior Years	2010-11 Appn.	2010-11 Estimate	2011-12	2012-13	2013-14	2014-15	2015-16	5-Year Total	Beyond 5-Year	Project Total
Master Plan/Study				40					40		40
TOTAL				40					40		40
FUNDING SOURCE SCHEDULE (000'S)											
District 9 Parks Construction & Conveyance Tax Fund				40					40		40
TOTAL				40					40		40

Appn. #: 7309

Parks and Community Facilities Development - Council District 9

2012-2016 Adopted Capital Improvement Program

Summary of Reserves

Project Name:	Reserve: Camden Pool	Initial Start Date:	N/A
5-Year CIP Budget:	\$321,000	Revised Start Date:	
Total Budget:	\$321,000	Initial End Date:	N/A
Council District:	9	Revised End Date:	
USGBC LEED:	N/A		

Description: This reserve provides funding for future improvements to the pool at the Camden Community Center.



2011-2012 CAPITAL BUDGET

**2012-2016 CAPITAL
IMPROVEMENT PROGRAM**

**PARKS AND
COMMUNITY FACILITIES
DEVELOPMENT
CAPITAL PROGRAM -
COUNCIL DISTRICT 10**

Parks and Community Facilities Development - Council District 10

2012-2016 Adopted Capital Improvement Program

Source of Funds

SOURCE OF FUNDS	Estimated 2010-2011	2011-2012	2012-2013	2013-2014	2014-2015	2015-2016	5-Year Total
<u>District 10 Parks Construction & Conveyance Tax Fund</u>							
Beginning Fund Balance	5,545,205	4,446,879	975,879	799,879	707,879	613,879	4,446,879 *
Contributions, Loans and Transfers from:							
Capital Funds							
- Needs-Based Allocation	163,000	108,000	121,000	119,000	117,000	115,000	580,000
- Special Needs Allocation	64,000	55,000	61,000	60,000	60,000	59,000	295,000
Reserve for Encumbrances	400,674						
Total District 10 Parks Construction & Conveyance Tax Fund	6,172,879	4,609,879	1,157,879	978,879	884,879	787,879	5,321,879 *
TOTAL SOURCE OF FUNDS	6,172,879	4,609,879	1,157,879	978,879	884,879	787,879	5,321,879 *

V - 415

* The 2012-2013 through 2015-2016 Beginning Balances are excluded from the FIVE-YEAR TOTAL SOURCE OF FUNDS to avoid multiple counting of the same funds.

Parks and Community Facilities Development - Council District 10

2012-2016 Adopted Capital Improvement Program

Use of Funds

USE OF FUNDS	Estimated 2010-2011	2011-2012	2012-2013	2013-2014	2014-2015	2015-2016	5-Year Total
<u>Construction Projects</u>							
Chris Hotts Park Improvements	34,000						
Sports Fields Minor Improvements	8,000						
TRAIL: Los Alamitos Creek Bridge Rehabilitation	28,000						
TRAIL: Los Alamitos Creek Connection (Leland High School)	31,000						
1. Allen at Steinbeck School Soccer Field (Phase I)		2,421,000	87,000				2,508,000
2. Almaden Winery Irrigation Automation	104,000	446,000					446,000
3. Council District 10 Public Art	45,000	27,000	1,000				28,000
4. Highway 87 Bikeway Enhancements		50,000					50,000
5. TRAIL: Guadalupe Creek and Almaden Expressway Pedestrian Bridge	309,000	148,000					148,000
6. TRAIL: Los Alamitos Creek (Portswood Circle to Harry Road)	52,000	158,000					158,000
Total Construction Projects	611,000	3,250,000	88,000				3,338,000
<u>Non-Construction</u>							
General Non-Construction							
Community Engagement Process	3,000						
Customer Response Projects	8,000						
Minor Building Renovations	30,000	30,000	30,000	30,000	30,000	30,000	150,000
Minor Infrastructure Contract Services	15,000	15,000	15,000	15,000	15,000	15,000	75,000
Minor Park Renovations	51,000	50,000	50,000	50,000	50,000	50,000	250,000

Parks and Community Facilities Development - Council District 10

2012-2016 Adopted Capital Improvement Program

Use of Funds

USE OF FUNDS (CONT'D.)	Estimated 2010-2011	2011-2012	2012-2013	2013-2014	2014-2015	2015-2016	5-Year Total
<u>Non-Construction</u>							
General Non-Construction							
Preliminary Studies	15,000	15,000	15,000	15,000	15,000	15,000	75,000
Strategic Capital Replacement and Maintenance Needs	848,000	140,000	140,000	140,000	140,000	140,000	700,000
TRAIL: Guadalupe River Reach 13 Lighting Study	70,000						
Volunteer Management		20,000	20,000	21,000	21,000	21,000	103,000
7. Infrastructure Backlog Study		40,000					40,000
8. TRAIL: Guadalupe River Undercrossing (Coleman Road) Design	75,000	74,000					74,000
Total General Non-Construction	1,115,000	384,000	270,000	271,000	271,000	271,000	1,467,000
Total Non-Construction	1,115,000	384,000	270,000	271,000	271,000	271,000	1,467,000
Ending Fund Balance	4,446,879	975,879	799,879	707,879	613,879	516,879	516,879*
TOTAL USE OF FUNDS	6,172,879	4,609,879	1,157,879	978,879	884,879	787,879	5,321,879*

* The 2011-2012 through 2014-2015 Ending Balances are excluded from the FIVE-YEAR TOTAL USE OF FUNDS to avoid multiple counting of the same funds.

Parks and Community Facilities Development - Council District 10

2012-2016 Adopted Capital Improvement Program

Detail of Construction Projects

1. Allen at Steinbeck School Soccer Field (Phase I)

CSA:	Neighborhood Services	Initial Start Date:	3rd Qtr. 2011
CSA Outcome:	Vibrant Cultural, Learning and Leisure Opportunities	Revised Start Date:	
Department:	Parks, Recreation and Neighborhood Services	Initial Completion Date:	1st Qtr. 2013
Council District:	10	Revised Completion Date:	
Location:	Steinbeck Drive and Santa Teresa Boulevard		

Description: This project provides funding for the construction of one lighted artificial turf soccer field at Allen at Steinbeck School. Construction of this soccer field is the result of a pending joint-use agreement with San Jose Unified School District. Per the agreement, the City will provide funding for the design and construction of the facility and the school district will provide the site.

Justification: This project will provide a soccer field in an underserved area and is consistent with the City's Community Sports Field Study adopted by the City Council in November 2008.

EXPENDITURE SCHEDULE (000'S)

Cost Elements	Prior Years	2010-11 Appn.	2010-11 Estimate	2011-12	2012-13	2013-14	2014-15	2015-16	5-Year Total	Beyond 5-Year	Project Total
Development			52						52		52
Design			226						226		226
Bid & Award			25						25		25
Construction			2,118	84					2,202		2,202
Post Construction				3					3		3
TOTAL			2,421	87					2,508		2,508

FUNDING SOURCE SCHEDULE (000'S)

District 10 Parks Construction & Conveyance Tax Fund	2,421	87	2,508	2,508
TOTAL	2,421	87	2,508	2,508

ANNUAL OPERATING BUDGET IMPACT (000'S)

Cost Offset	(53)	(95)	(96)	(98)
Maintenance	23	40	40	41
Operating	30	55	56	57
TOTAL				

Major Changes in Project Cost:

None

Notes:

Additional funding of \$192,000 is provided in the Park Trust Fund (Fund 375) for this project.

FY Initiated:	2011-2012	Redevelopment Area:	N/A
Initial Project Budget:	\$2,508,000	SNI Area:	N/A
Appn. #:	7292	USGBC LEED:	N/A

Parks and Community Facilities Development - Council District 10
2012-2016 Adopted Capital Improvement Program
Detail of Construction Projects

2. Almaden Winery Irrigation Automation

CSA:	Neighborhood Services	Initial Start Date:	3rd Qtr. 2007
CSA Outcome:	Safe and Clean Parks, Facilities and Attractions	Revised Start Date:	3rd Qtr. 2008
Department:	Parks, Recreation and Neighborhood Services	Initial Completion Date:	4th Qtr. 2008
Council District:	10	Revised Completion Date:	2nd Qtr. 2012
Location:	Chambertin Drive and Touraine Drive		

Description: This project provides funding to automate and renovate the irrigation system at the Almaden Winery building and the surrounding garden areas. Funding is also included in the project to renovate the pedestrian walkways and construct other garden amenities.

Justification: This project is needed to address the inefficient irrigation system that causes poor turf conditions and results in excessive maintenance.

EXPENDITURE SCHEDULE (000'S)											
Cost Elements	Prior Years	2010-11 Appn.	2010-11 Estimate	2011-12	2012-13	2013-14	2014-15	2015-16	5-Year Total	Beyond 5-Year	Project Total
Development	44										44
Design	3	85	85								88
Bid & Award		15		15					15		15
Construction		431		431					431		431
Master Plan/Study		19	19								19
TOTAL	47	550	104	446					446		597

FUNDING SOURCE SCHEDULE (000'S)											
Cost Elements	Prior Years	2010-11 Appn.	2010-11 Estimate	2011-12	2012-13	2013-14	2014-15	2015-16	5-Year Total	Beyond 5-Year	Project Total
District 10 Parks Construction & Conveyance Tax Fund	47	550	104	446					446		597
TOTAL	47	550	104	446					446		597

ANNUAL OPERATING BUDGET IMPACT (000'S)										
None										

Major Changes in Project Cost:

2010-2014 CIP - increase of \$202,000 due to revisions to project scope and construction cost elements.

Notes:

Additional funding of \$62,000 is provided in the Park Trust Fund (Fund 375) for this project.

FY Initiated:	2007-2008	Redevelopment Area:	N/A
Initial Project Budget:	\$395,000	SNI Area:	N/A
Appn. #:	6102	USGBC LEED:	N/A

Parks and Community Facilities Development - Council District 10

2012-2016 Adopted Capital Improvement Program

Detail of Construction Projects

3. Council District 10 Public Art

CSA:	Neighborhood Services	Initial Start Date:	Ongoing
CSA Outcome:	Vibrant Cultural, Learning and Leisure Opportunities	Revised Start Date:	
Department:	Economic Development	Initial Completion Date:	Ongoing
Council District:	10	Revised Completion Date:	
Location:	Various		

Description: This allocation funds the construction and administration of public art in the Parks and Community Facilities Development - Council District 10 Capital Program. In compliance with the Council adoption of the revised Public Art Master Plan on March 13, 2007, one percent of all construction project funding is required to be allocated to public art, excluding funding for seismic and ADA retrofits, maintenance and operations, non-construction projects (such as studies), or affordable housing. Projects where public art allocations were previously programmed or appropriated are not subject to the revisions of the Public Art Master Plan. Expenditures in this allocation will be subject to the legal revenue restrictions for the use of this funding on public art.

Justification: This allocation is required to comply with the revisions to the Public Art Master Plan adopted by the City Council on March 13, 2007.

EXPENDITURE SCHEDULE (000'S)

Cost Elements	Prior Years	2010-11 Appn.	2010-11 Estimate	2011-12	2012-13	2013-14	2014-15	2015-16	5-Year Total	Beyond 5-Year	Project Total
Public Art		45	45	27	1				28		
TOTAL		45	45	27	1				28		

FUNDING SOURCE SCHEDULE (000'S)

District 10 Parks Construction & Conveyance Tax Fund	45	45	27	1				28
TOTAL	45	45	27	1				28

ANNUAL OPERATING BUDGET IMPACT (000'S)

None

Major Changes in Project Cost:

N/A

Notes:

Project schedule dates and selected budget information are not provided due to the ongoing nature of this project.

FY Initiated:	Ongoing	Redevelopment Area:	N/A
Initial Project Budget:		SNI Area:	N/A
Appn. #:	5753	USGBC LEED:	N/A

Parks and Community Facilities Development - Council District 10

2012-2016 Adopted Capital Improvement Program

Detail of Construction Projects

4. Highway 87 Bikeway Enhancements

CSA:	Neighborhood Services	Initial Start Date:	3rd Qtr. 2011
CSA Outcome:	Vibrant Cultural, Learning and Leisure Opportunities	Revised Start Date:	
Department:	Parks, Recreation and Neighborhood Services	Initial Completion Date:	2nd Qtr. 2012
Council District:	10	Revised Completion Date:	
Location:	Highway 87 Bikeway; Narvaez Avenue to Santa Teresa Boulevard		

Description: This project provides funding for improvements along the Highway 87 Bikeway. Project elements include the installation of signage, striping, and mileage markers.

Justification: This project provides enhancements that will ensure safer usage of the bikeway for bicyclists.

EXPENDITURE SCHEDULE (000'S)											
Cost Elements	Prior Years	2010-11 Appn.	2010-11 Estimate	2011-12	2012-13	2013-14	2014-15	2015-16	5-Year Total	Beyond 5-Year	Project Total
Construction				50					50		50
TOTAL				50					50		50

FUNDING SOURCE SCHEDULE (000'S)											
Cost Elements	Prior Years	2010-11 Appn.	2010-11 Estimate	2011-12	2012-13	2013-14	2014-15	2015-16	5-Year Total	Beyond 5-Year	Project Total
District 10 Parks Construction & Conveyance Tax Fund				50					50		50
TOTAL				50					50		50

ANNUAL OPERATING BUDGET IMPACT (000'S)										
None										

Major Changes in Project Cost:

None

Notes:

FY Initiated:	2011-2012	Redevelopment Area:	N/A
Initial Project Budget:	\$50,000	SNI Area:	N/A
Appn. #:	7320	USGBC LEED:	N/A

Parks and Community Facilities Development - Council District 10

2012-2016 Adopted Capital Improvement Program

Detail of Construction Projects

5. TRAIL: Guadalupe Creek and Almaden Expressway Pedestrian Bridge

CSA:	Neighborhood Services	Initial Start Date:	3rd Qtr. 2008
CSA Outcome:	Vibrant Cultural, Learning and Leisure Opportunities	Revised Start Date:	1st Qtr. 2009
Department:	Parks, Recreation and Neighborhood Services	Initial Completion Date:	2nd Qtr. 2012
Council District:	10	Revised Completion Date:	
Location:	Almaden Expressway; north of Guadalupe Creek and Coleman Road		
Description:	This project provides funding for the preparation of design development plans, environmental clearance documents, and construction contract documents for a pedestrian and bicycle bridge, which will span across Almaden Expressway and Guadalupe Creek to link three trail systems.		
Justification:	The future pedestrian bridge will link the Guadalupe Creek Trail system to the Guadalupe River and Almaden Lake Trail systems. The bridge was identified in the Guadalupe Creek Trail Master Plan approved by the City Council in July 2004. Development of trail projects is consistent with the Greenprint and City's Green Vision shared goal of a 100-mile interconnected trail network.		

EXPENDITURE SCHEDULE (000'S)

Cost Elements	Prior Years	2010-11 Appn.	2010-11 Estimate	2011-12	2012-13	2013-14	2014-15	2015-16	5-Year Total	Beyond 5-Year	Project Total
Development	193	457	309	148					148		650
TOTAL	193	457	309	148					148		650

FUNDING SOURCE SCHEDULE (000'S)

District 10 Parks Construction & Conveyance Tax Fund	193	457	309	148					148		650
TOTAL	193	457	309	148					148		650

ANNUAL OPERATING BUDGET IMPACT (000'S)

None

Major Changes in Project Cost:

None

Notes:

Additional funding of \$60,000 is provided in the Park Trust Fund (Fund 375) for this project. This project will receive \$496,000 from the Federal Government through the Safe, Accountable, Flexible, Efficient Transportation Equity Act: A Legacy for Users (SAFETEA-LU) grant. The grant requires a local match totaling a minimum of \$99,000 which has been exceeded through the funding allocated in the Park Trust Fund and the Council District 10 Construction and Conveyance Tax Fund. The SAFETEA-LU grant is received on a reimbursement basis, therefore, when the project is complete and the funds are received they will be returned to the Council District 10 Construction and Conveyance Tax Fund Ending Fund Balance. The Initial Completion Date displayed above refers to the completion of design plans, construction documents, and environmental documents only.

FY Initiated:	2008-2009	Redevelopment Area:	N/A
Initial Project Budget:	\$612,000	SNI Area:	N/A
Appn. #:	6416, 7007	USGBC LEED:	N/A

Parks and Community Facilities Development - Council District 10

2012-2016 Adopted Capital Improvement Program

Detail of Construction Projects

6. TRAIL: Los Alamitos Creek (Portswood Circle to Harry Road)

CSA:	Neighborhood Services	Initial Start Date:	3rd Qtr. 2010
CSA Outcome:	Vibrant Cultural, Learning and Leisure Opportunities	Revised Start Date:	
Department:	Parks, Recreation and Neighborhood Services	Initial Completion Date:	2nd Qtr. 2011
Council District:	10	Revised Completion Date:	2nd Qtr. 2012
Location:	Los Alamitos Creek Trail; Portswood Circle to Harry Road		

Description: This project provides funding to design and construct a 200 foot asphalt trail extension and entry gateway along the Los Alamitos Creek Trail from Portswood Circle to Harry Road.

Justification: This project aligns with the Green Vision and addresses residents concerns about access to the trail.

EXPENDITURE SCHEDULE (000'S)											
Cost Elements	Prior Years	2010-11 Appn.	2010-11 Estimate	2011-12	2012-13	2013-14	2014-15	2015-16	5-Year Total	Beyond 5-Year	Project Total
Design		210	52	158					158		210
TOTAL		210	52	158					158		210

FUNDING SOURCE SCHEDULE (000'S)											
Cost Elements	Prior Years	2010-11 Appn.	2010-11 Estimate	2011-12	2012-13	2013-14	2014-15	2015-16	5-Year Total	Beyond 5-Year	Project Total
District 10 Parks Construction & Conveyance Tax Fund		210	52	158					158		210
TOTAL		210	52	158					158		210

ANNUAL OPERATING BUDGET IMPACT (000'S)										
None										

Major Changes in Project Cost:

None

Notes:

FY Initiated:	2010-2011	Redevelopment Area:	N/A
Initial Project Budget:	\$210,000	SNI Area:	N/A
Appn. #:	7211	USGBC LEED:	N/A

Parks and Community Facilities Development - Council District 10
2012-2016 Adopted Capital Improvement Program
Detail of Non-Construction Projects

7. Infrastructure Backlog Study

CSA: Neighborhood Services
CSA Outcome: Safe and Clean Parks, Facilities and Attractions
Department: Parks, Recreation and Neighborhood Services
Description: In alignment with the Greenprint priority to invest in repairing aging infrastructure, this report will provide an assessment of the deferred infrastructure backlog at regional and neighborhood parks and community centers.

EXPENDITURE SCHEDULE (000'S)											
Cost Elements	Prior Years	2010-11 Appn.	2010-11 Estimate	2011-12	2012-13	2013-14	2014-15	2015-16	5-Year Total	Beyond 5-Year	Project Total
Master Plan/Study				40					40		40
TOTAL				40					40		40

FUNDING SOURCE SCHEDULE (000'S)											
District 10 Parks Construction & Conveyance Tax Fund				40					40		40
TOTAL				40					40		40

Appn. #: 7309

8. TRAIL: Guadalupe River Undercrossing (Coleman Road) Design

CSA: Neighborhood Services
CSA Outcome: Vibrant Cultural, Learning and Leisure Opportunities
Department: Parks, Recreation and Neighborhood Services
Description: This project provides funding for the preparation of design development plans, environmental review reports, and construction documents for an undercrossing that will span Coleman Road to link the Lake Almaden and Guadalupe Creek Trails. Funding for the construction of the trail will be identified at a later date.

EXPENDITURE SCHEDULE (000'S)											
Cost Elements	Prior Years	2010-11 Appn.	2010-11 Estimate	2011-12	2012-13	2013-14	2014-15	2015-16	5-Year Total	Beyond 5-Year	Project Total
Design		149	75	74					74		149
TOTAL		149	75	74					74		149

FUNDING SOURCE SCHEDULE (000'S)											
District 10 Parks Construction & Conveyance Tax Fund		149	75	74					74		149
TOTAL		149	75	74					74		149

Notes:
 Additional funding of \$511,000 is provided in the Park Trust Fund (Fund 375) for this project.

Appn. #: 7210