

**TO:** HONORABLE MAYOR AND  
CITY COUNCIL

**FROM:** Jeff Ruster

**SUBJECT:** ANNUAL SUMMARY OF  
FUNDING TO COMMUNITY  
BASED ORGANIZATIONS

**DATE:** June 24, 2015

Approved

*D. D. SyL*

Date

*6/24/15*

## INFORMATION

### BACKGROUND

This memo reports on the financial assistance provided by the City of San José to community based organizations (CBOs) and the key activities of the Nonprofit Strategic Engagement Platform (Nonprofit Platform).

The Nonprofit Platform was developed at the direction of City Council to enhance the oversight and impact of City funding provided to CBOs. The focus of the Platform centers upon providing interdepartmental consistency regarding the City's policies and procedures for contract preparation and administration. Other critical elements of the Nonprofit Platform are program and fiscal monitoring of CBO performance and overall financial condition in order to comprehensively assess impact and ultimately inform City funding decisions in subsequent years.

Information in this report was collected from WebGrants, the City's automated grant management system. The WebGrants system allows for online posting of funding opportunities, submission of applications, evaluation and scoring of applications, and notification of awards. After a grant has been awarded, grantees can submit status reports and invoices through the system. The WebGrants database can be queried to provide an open source of City grant related information. WebGrants has over two thousand registered users, and is the technological underpinning of the City's grant management process.

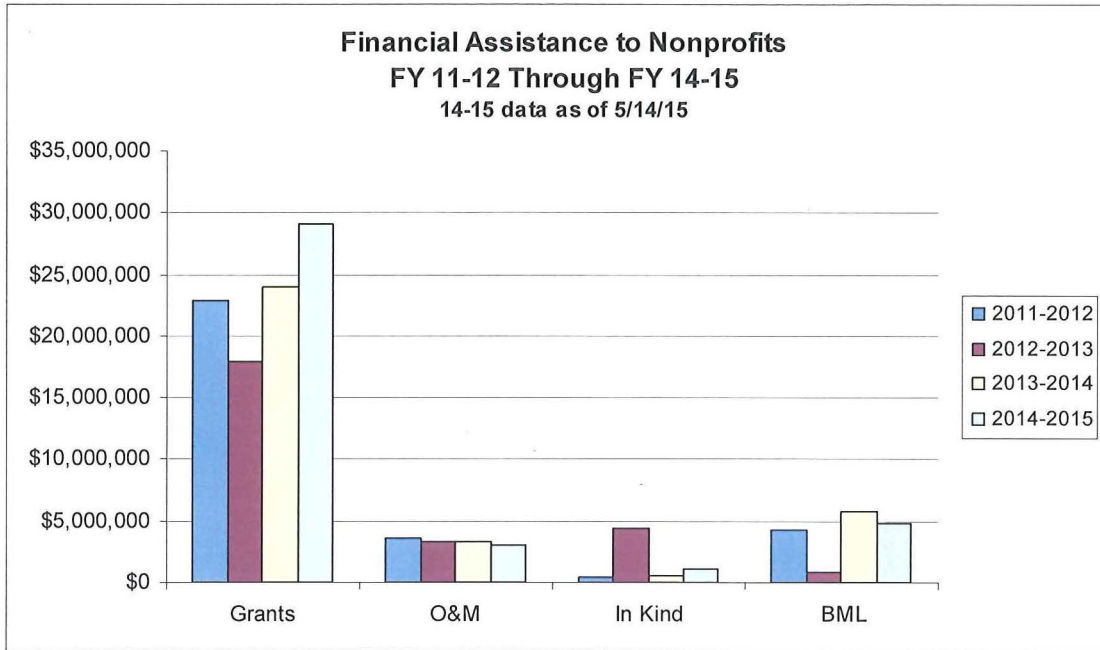
### ANALYSIS

As of May 14, 2015, the City has provided \$32,884,525 of combined financial assistance to nonprofits in the form of grants, in-kind, and operations and maintenance agreements. In addition, \$4,849,662 was provided via Below Market Leases<sup>1</sup> (See diagram 1). Overall financial assistance to nonprofits continues to grow, showing a good recovery from the decline in Fiscal year 2012-2013, as shown in Chart A below. The Grants component shows the greatest increase, with a gain of \$4,795,238 from FY 2013-2014. The gain in Grant funding offsets a decrease in funding for Operations and Maintenance and Below Market Leases, both of which declined

<sup>1</sup>BML Data is as of 3/11/11

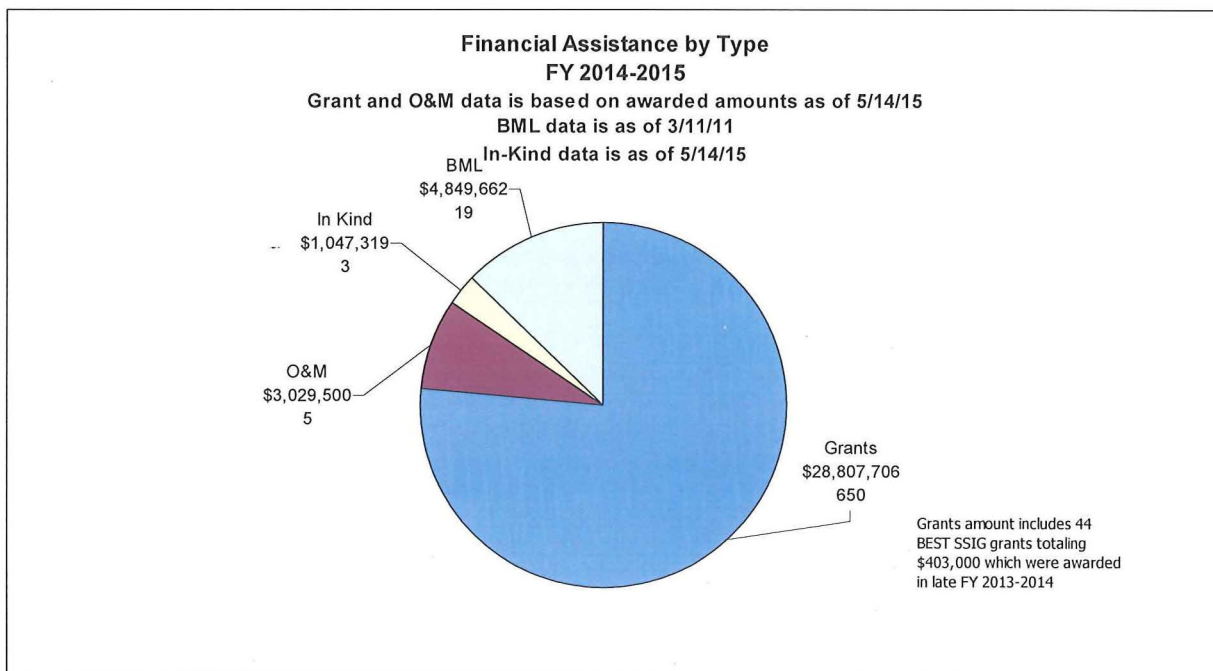
slightly due to the demise of the San Jose Repertory Theatre. In-Kind assistance was more stable, as it varies only slightly due to changes in grant program operational strategies.

Chart A



A full listing of CBOs and the amounts contributed by type of financial assistance are included in the Appendix.

Diagram 1

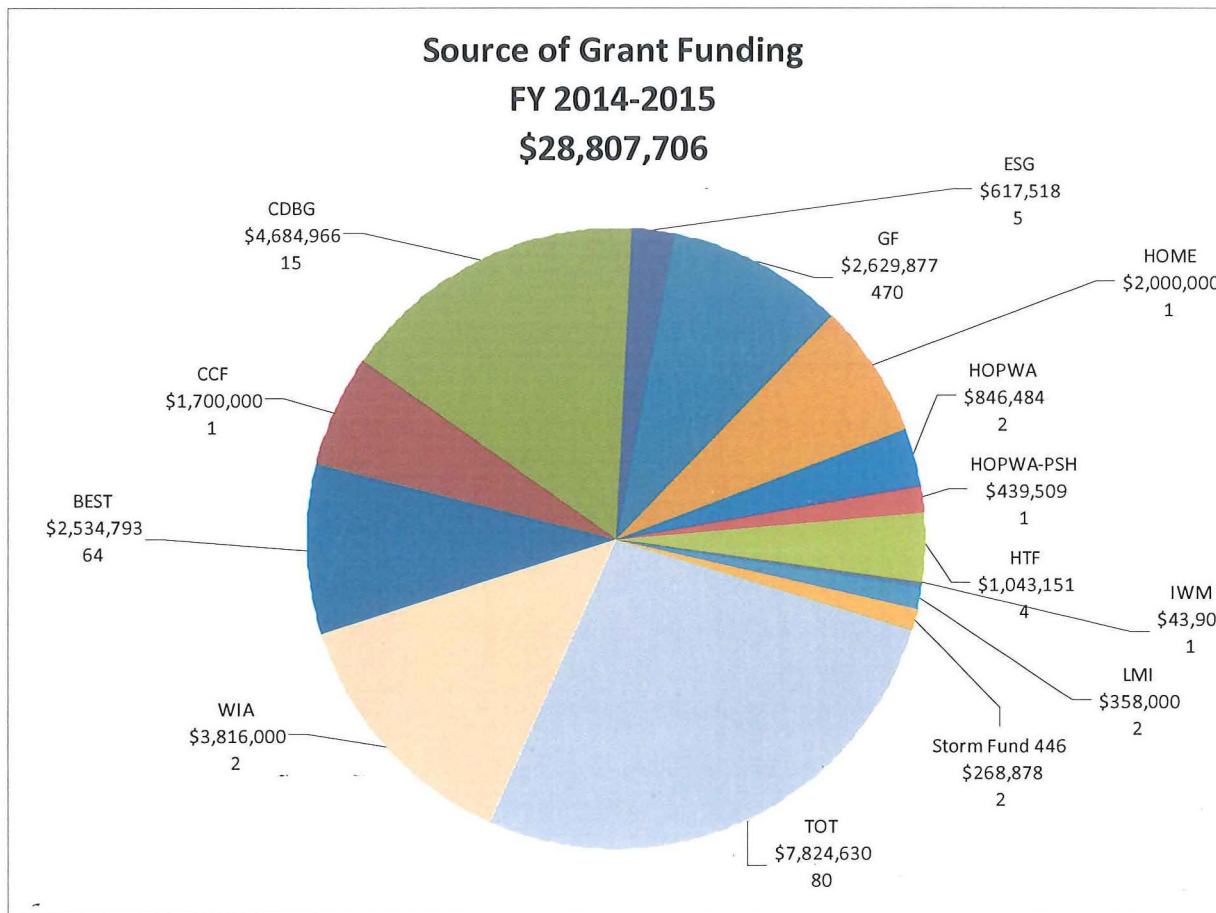


Grant Funding

As of May 14, 2015, the City of San José awarded 651 grants totaling approximately \$29,000,000 to 294 nonprofits to support a wide range of services, including housing, workforce development, environmental programs and services to underserved populations. Diagram 2 shows the sources of funds for these grants. In most cases, the funding sources are restricted for specific purposes with guidelines for use.

Safe Summer Initiative Grants (SSIG), have not yet been awarded for FY 2014-2015. Grants amount in the chart below includes 44 BEST SSIG grants totaling \$403,000 which were awarded in late FY 2013-2014.

Diagram 2





The above diagram includes the following funding sources:

BEST	Bringing Everyone's Strengths Together
CCF	Convention and Cultural Facilities
CDBG	Community Development Block Grant
ESG	Emergency Solutions Grant
GF	General Fund
HOME	Housing Rental Subsidy Program
HOPWA	Housing Opportunities for People With Aids
HOPWA - PSH	Housing Opportunities for People With Aids/ Permanent Supportive Housing
HTF	Housing Trust Fund
IWM	Integrated Waste Management Fund
LMI	Low and Moderate Income
Storm Fund 446	Storm Fund
TOT	Transient Occupancy Tax
WIA	Workforce Investment Act

Operations and Maintenance Agreements

For FY 2014-2015 approximately \$3,000,000 has been allocated to 5 CBOs for operations and maintenance of City art and cultural facilities. The following table lists the nonprofits that have these agreements and the amount of General Funds allocated annually for this purpose.

Cultural Facility	Date of Agreement	Agreement Term (Years)	O & M Agreement General Fund Annual Allocation
San Jose Children's Discovery Museum	June 1987	55 + 44 year renewal option	\$270,750
San José Museum of Art	June 1988	55	\$475,000
Tech Museum of Innovation	July 1994	55	\$1,049,750
History San José	April 1998	20 + 10 year renewal option	\$784,000
Mexican Heritage Plaza (School of Arts and Culture at MHP)	July, 2014	15 years	\$450,000
<b>TOTAL Annual O &amp; M Agreement General Fund Allocation</b>			<b>\$3,029,500</b>



June 24, 2015

**Subject: Annual Summary Of Funding To Community Based Organizations**

Page 5

### In-kind Support

As reported by the Departments, 3 CBOs received \$1,047,319 of in-kind contributions: Christmas in the Park, Inc., San Jose Police Activities League (PAL), and work2future Foundation. The largest recipient was the San Jose Police Activities League (PAL). Per PAL's Budget, the amount of in-kind staffing support from the Police Department for Fiscal Year 2014-2015 is \$810,886. The final amount of in-kind assistance to PAL may change as actual staffing patterns occur.

### Below Market Leases

The City provided an additional \$4,849,662 in below market leases to 19 CBOs. The fair market value of City-owned properties was calculated and the annualized amount paid by the CBOs subtracted to get the amount of subsidization. The Below Market Lease amounts are as of March 11, 2011.

### **Platform Focus for the Upcoming Fiscal Year**

The Nonprofit Platform will focus continued oversight to ensure the highest quality of grants management at all levels. Departments will continue to be responsible for monitoring the financial health of nonprofits, utilizing the Financial Dashboard financial assessment and monitoring tool to identify CBOs experiencing financial difficulties that potentially could impede their ability to fulfill their contractual obligations under the terms of the financial assistance offered by the City. Departments will have increased involvement in tracking nonprofit compliance with City requirements. The Nonprofit Platform staff will continue to convene the grants oversight group, facilitating the meetings and providing leadership and direction. The lessons learned from over eight years of successful oversight and management of the City's grants portfolio have been of assistance in ensuring that the City's grant managers have the tools and guidance needed to perform at the highest level.

/s/

Jeff Ruster

Director of Strategic Partnerships

For questions or further information, please contact Colleen Brennan, Contracts Analyst at (408) 794-1139.

Attached: List of Grantees Receiving City Financial Assistance FY 2014-2015

APPENDIX  
 CBOs Receiving Financial Assistance 2014-2015  
 Grants and O&M data is based on awarded amounts, and is as of 5/14/15  
 In-kind data is as of 5/14/15  
 Below Market Lease data is as of 3/11/11

The following chart includes all grants awarded using FY 2014-2015 funding. A separate chart listing the SSIG funded grants from FY 2013-2014 appears at the end of this chart.

Grantee	Grants	O&M	In Kind	Lease Subsidy	Total	Sources of Funds
9 to 5 National Association of Working Women Inc.	\$1,050				\$1,050	GF
Abhinaya Dance Company of San Jose	\$26,985				\$26,985	TOT
Abode Services	\$137,284				\$137,284	GF
Abraham Lincoln High School Foundation	\$250				\$250	GF
Abrazos & Books	\$2,200				\$2,200	GF
ACT for Mental Health				\$30,000	\$30,000	GF
Adelante - Alum Rock Union School District	\$1,500				\$1,500	GF
African American Community Services Agency	\$4,450			\$87,961	\$92,411	GF
Alameda Business Association	\$14,149				\$14,149	GF, TOT
ALearn	\$2,200				\$2,200	GF
All Stars Helping Kids	\$150				\$150	GF
Almaden Hills United Methodist Church	\$1,500				\$1,500	GF
Almaden Valley Women's Club	\$10,930				\$10,930	TOT
Alum Rock Counseling Center, Inc.	\$202,205				\$202,205	BEST

Grantee	Grants	O&M	In Kind	Lease Subsidy	Total	Sources of Funds
Alum Rock Educational Foundation	\$9,400				\$9,400	TOT
Alviso Post Office				\$33,543	\$33,543	GF
Alzheimer's Association and Related Disorders Association	\$500				\$500	GF
American Beethoven Society	\$14,100				\$14,100	TOT
American Cancer Society, California Division, Inc.	\$700				\$700	GF
American Council of Young Political Leaders	\$7,342				\$7,342	GF
American GI Forum of Santa Clara County	\$500			\$40,183	\$40,683	GF
American Hellenic Educational Progressive Association	\$1,000				\$1,000	GF
American Leadership Forum Chancellor's Office	\$250				\$250	GF
Andres Castellero Middle School Education Foundation	\$500				\$500	GF
Applied Survey Research	\$155,000				\$155,000	HTF
Arts Midwest	\$80,000				\$80,000	TOT
Asian American Recovery Services, Inc.	\$61,000				\$61,000	BEST
Asian Americans for Community Involvement	\$66,250				\$66,250	BEST, GF
Assistance League of San Jose	\$750				\$750	GF
Association of Meadowfair Community	\$600				\$600	GF



Grantee	Grants	O&M	In Kind	Lease Subsidy	Total	Sources of Funds
Ballet San Jose Silicon Valley	\$206,768				\$206,768	TOT
Berryessa Business Association	\$1,000				\$1,000	GF
BESCA Booksin Elementary School Community Assoc.	\$1,000				\$1,000	GF
Bill Wilson Center	\$886,528				\$886,528	BEST, CDBG, ESG, GF
Boys & Girls Clubs of Silicon Valley	\$850				\$850	GF
Branham High School	\$500				\$500	GF
Breakout Prison Outreach dba California Youth Out	\$350,000				\$350,000	BEST
Buddhist Tzu Chi Foundation	\$250				\$250	GF
California Trolley & Railroad Corporation				\$26,136	\$26,136	GF
Californians for Justice	\$500				\$500	GF
Californians for Justice Education Fund	\$175				\$175	GF
Cambodian American Resource Agency	\$10,000				\$10,000	TOT
Cambrian Park United Methodist Church	\$2,100				\$2,100	GF
Campbell Union High School District	\$458				\$458	GF
Carolyn Clark Elementary School	\$750				\$750	GF
Carry The Vision	\$2,000				\$2,000	GF
Carson Elementary School	\$500				\$500	GF

Grantee	Grants	O&M	In Kind	Lease Subsidy	Total	Sources of Funds
Casa Vargas Productions	\$250				\$250	GF
Castillero Middle School PTA	\$479				\$479	GF
Catholic Charities of Santa Clara County	\$612,179				\$612,179	BEST, CDBG, GF
Center for Asian American Media	\$1,000				\$1,000	GF
Center for Employment Training	\$150				\$150	GF
Center for Training and Careers	\$117,500				\$117,500	BEST, GF
Chavez Family Vision Inc.	\$2,200				\$2,200	GF
Chi Am Circle Club	\$100				\$100	GF
Children's Musical Theater San Jose	\$134,023				\$134,023	TOT
Chinese Performing Artists of America, San Jose	\$48,774				\$48,774	TOT, GF
Christmas in the Park, Inc.	\$37,566		\$67,680		\$105,246	TOT, GF
Cinequest, Inc.	\$133,380				\$133,380	TOT, GF
City Lights Theatre Company of San Jose	\$40,900				\$40,900	TOT, GF
Code for America Labs, Inc.	\$2,500				\$2,500	GF
College of Adaptive Arts	\$250				\$250	GF
Committee for Green Foothills	\$1,250				\$1,250	GF
Community Technology Alliance (CTA)	\$87,945				\$87,945	ESG

Grantee	Grants	O&M	In Kind	Lease Subsidy	Total	Sources of Funds
County of Santa Clara	\$301,500				\$301,500	GF, HTF, LMI
Cupertino Union School District	\$1,881				\$1,881	GF
Dartmouth Middle School	\$250				\$250	GF
Del Mar High School Performing Arts Association	\$200				\$200	GF
Del Roble Elementary School	\$500				\$500	GF
Department of Community Services & Workforce Development of The County of San Benito	\$49,729				\$49,729	HOPWA
Department of Veterans Affairs Palo Alto Health Care System	\$1,850				\$1,850	GF
Digital Clubhouse Network	\$2,150				\$2,150	GF
District 1 Leadership	\$500				\$500	GF
Downtown College Prep	\$150				\$150	GF
Downtown Streets Team	\$1,310,000				\$1,310,000	CDBG, GF
Dr. Martin Luther King Jr. Assoc. of Santa Clara Valley	\$1,750				\$1,750	GF
East Hills Little League	\$500				\$500	GF
East Side Union High School District	\$3,112				\$3,112	GF
East Valley Softball League	\$500				\$500	GF
Eastridge Little League	\$1,000				\$1,000	GF



Grantee	Grants	O&M	In Kind	Lease Subsidy	Total	Sources of Funds
Eastside Youth Athletic Club. Inc.	\$750				\$750	GF
El Observador Foundation, Inc.	\$500				\$500	GF
EMQ FamiliesFirst	\$51,000				\$51,000	BEST
Evergreen Elementary School District	\$500				\$500	GF
Evergreen Little League	\$500				\$500	GF
Family and Children Services	\$62,000				\$62,000	BEST
Fashion Your Mind Organization	\$500				\$500	GF
Federation of Young Vietnamese Volunteers - Van Lang SJ	\$250				\$250	GF
Filipino American National Historical Society (FANHS)	\$600				\$600	GF
Firebird Youth Chinese Orchestra	\$22,562				\$22,562	TOT
Franklin Mc-Kinley School District	\$2,595				\$2,595	CDBG
Franklin-McKinley School District	\$510,000				\$510,000	GF
Fraternal Order Police Lodge 52	\$1,100				\$1,100	GF
Fresh Lifelines For Youth	\$121,050				\$121,050	BEST, GF
Friends of Human Relations Commission of Santa Clara County	\$500				\$500	GF
Friends of Seven Trees Library	\$1,000				\$1,000	GF
Gardner Family Health Network	\$1,150			\$21,600	\$22,750	GF

Grantee	Grants	O&M	In Kind	Lease Subsidy	Total	Sources of Funds
Gay Pride Celebration Committee of San Jose	\$3,350				\$3,350	GF
Gilbert & Sullivan Society of San Jose	\$13,200				\$13,200	TOT
Girl Scouts of Northern California	\$44,000				\$44,000	BEST
Good Karma Bikes	\$500				\$500	GF
Guadalupe River Park Conservancy	\$5,962				\$5,962	TOT
Habitat for Humanity Silicon Valley	\$500				\$500	GF
HABLA Friends of River Glen Elementary	\$1,000				\$1,000	GF
Happy Hollow Foundation	\$1,350				\$1,350	GF
Happy House	\$250				\$250	GF
Hellenic Heritage Institute	\$1,000				\$1,000	GF
History San Jose		\$784,000		\$48,000	\$832,000	GF
HomeFirst Services of Santa Clara County	\$1,287,493				\$1,287,493	CDBG, ESG, GF, HTF
Hope Services	\$500				\$500	GF
Housing Trust of Santa Clara County	\$250				\$250	GF
Human Agenda	\$250				\$250	GF
Independent Police Auditor's Teen Leadership Council	\$250				\$250	GF
Indian Health Center of Santa Clara Valley	\$450				\$450	GF

Grantee	Grants	O&M	In Kind	Lease Subsidy	Total	Sources of Funds
Iola Williams Senior Advisory Board	\$1,300				\$1,300	GF
Iranian Federated Women's Club	\$2,750				\$2,750	GF
Italian American Heritage Foundation	\$9,641				\$9,641	TOT, GF
Japantown Community Congress of San Jose	\$1,000				\$1,000	GF
Joint Venture: Silicon Valley Network	\$75,000				\$75,000	GF
Kaisahan of San Jose Dance Company	\$19,377				\$19,377	TOT
Kiwanis Club of Almaden Valley	\$1,000				\$1,000	GF
Latina Coalition of Silicon Valley	\$250				\$250	GF
Law Foundation of Silicon Valley	\$385,100				\$385,100	CDBG, GF
League of Women Voters	\$450				\$450	GF
Leigh High School	\$75				\$75	GF
Leigh High School - Performing Arts Parent Assoc. (PAPA)	\$150				\$150	GF
Leland Bridge Parent Group	\$100				\$100	GF
Liberty High School	\$750				\$750	GF
Lighthouse of Hope Counseling Center, Inc.	\$22,000				\$22,000	BEST
Little Branham Rosswood Neighborhood Association	\$250				\$250	GF



Grantee	Grants	O&M	In Kind	Lease Subsidy	Total	Sources of Funds
Loaves & Fishes Family Kitchen	\$450				\$450	GF
Luc Luong Si Quan Thu Duc	\$1,000				\$1,000	GF
Luna Park Arts Foundation	\$7,506				\$7,506	TOT, GF
Lyndale Neighborhood Association	\$350				\$350	GF
Lynhaven Neighborhood Association	\$500				\$500	GF
Majestic Way PTA	\$500				\$500	GF
Martin-Fontana Parks Association	\$1,000				\$1,000	GF
Mayfair NAC	\$1,495				\$1,495	GF
McLaughlin Area Tenants	\$1,000				\$1,000	GF
McLaughlin Corridor Neighborhood Association	\$200				\$200	GF
Mexican Heritage Corporation	\$44,538			\$44,040	\$88,578	TOT, GF
Movimiento de Arte y Cultura Latino Americana	\$62,010				\$62,010	TOT, GF
NAACP San Jose Silicon Valley	\$3,075				\$3,075	GF
National Coalition of 100 Black Women, Silicon Valley Chapter	\$250				\$250	GF
Neighborhood Housing Services Silicon Valley	\$3,250				\$3,250	GF
New Reality Foundation	\$300				\$300	GF
Next Door Solutions to Domestic Violence	\$226,487				\$226,487	CDBG, ESG

<b>Grantee</b>	<b>Grants</b>	<b>O&amp;M</b>	<b>In Kind</b>	<b>Lease Subsidy</b>	<b>Total</b>	<b>Sources of Funds</b>
Nikkei Matsuri, Inc	\$4,173				\$4,173	TOT
North Willow Glen Neighborhood Association	\$250				\$250	GF
Northside Theatre Council	\$15,000				\$15,000	TOT
Notre Dame (Women of Impact)	\$125				\$125	GF
Oak Grove High School	\$500				\$500	GF
Oak Grove School District	\$500				\$500	GF
Opera Cultura	\$12,500				\$12,500	TOT
Opera San Jose, Inc.	\$190,161				\$190,161	TOT
Our City Forest	\$268,878			\$119,340	\$388,218	GF, Storm Fund 446
Painter Elementary School	\$500				\$500	GF
Parkview Elementary School	\$500				\$500	GF
People Acting in Community Together (PACT)	\$100				\$100	GF
Piedmont Hills Sprit Leaders Booster Club	\$500				\$500	GF
Pioneer High School	\$500				\$500	GF
Planned Parenthood Mar Monte Inc.	\$5,000				\$5,000	GF
Plata Arroyo Neighborhood Association	\$650				\$650	GF
Police Amateur Athletic Foundation PAAF	\$500				\$500	GF

Grantee	Grants	O&M	In Kind	Lease Subsidy	Total	Sources of Funds
Portuguese Heritage Society of California	\$14,572				\$14,572	TOT
Portuguese Organization for Social Services & Opportunities (POSSO)	\$250				\$250	GF
Positive Alternative Recreation Teambuilding Impacting Program (P.A.R.T.I.)	\$20,950				\$20,950	GF
Project Access	\$300				\$300	GF
Project Sentinel				\$3,312	\$3,312	GF
Prospect Silicon Valley				\$204,996		
Ralph E. Noddin Home and School Club	\$300				\$300	GF
Rebuilding Together Silicon Valley	\$500,000				\$500,000	CDBG
Recovery Cafe San Jose	\$765,811				\$765,811	CDBG
Renegade Theatre Experiment	\$13,006				\$13,006	TOT, GF
Resource Area for Teaching	\$43,900				\$43,900	IWM
Rotary Club of San Jose	\$5,500				\$5,500	GF
Sacred Heart Community Service	\$1,500				\$1,500	GF
San Francisco Film Society	\$500				\$500	GF
San Jose Chamber Music Society	\$14,550				\$14,550	TOT
San Jose Chamber Orchestra	\$28,887				\$28,887	TOT



Grantee	Grants	O&M	In Kind	Lease Subsidy	Total	Sources of Funds
San Jose Children's Discovery Museum	\$173,599	\$270,750		\$1,440,000	\$1,884,349	TOT, GF
San Jose Choral Project	\$10,833				\$10,833	TOT
San Jose Community Media Access Corporation (CreaTV)	\$4,000				\$4,000	GF
San Jose Conservation Corps and Charter School	\$61,000			\$88,443	\$149,443	BEST, GF
San Jose Day Nursery	\$2,000				\$2,000	GF
San Jose Downtown Association	\$195,257				\$195,257	GF, LMI, TOT
San Jose Downtown Foundation	\$12,500				\$12,500	TOT
San Jose Dublin Sister City Program, Inc.	\$6,750				\$6,750	GF
San Jose GI Forum Scholarship Foundation	\$500				\$500	GF
San Jose Institute of Contemporary Art	\$60,823				\$60,823	TOT, GF
San Jose International Piano Competition	\$14,550				\$14,550	TOT
San Jose Jazz	\$202,704				\$202,704	BEST, GF, TOT
San Jose Job Corps				\$19,488	\$19,488	GF
San Jose Multicultural Artists Guild	\$19,320			\$8,760	\$28,080	TOT, GF
San Jose Museum of Art Association	\$221,033	\$475,000		\$1,217,970	\$1,914,003	TOT, GF
San Jose Museum of Quilts & Textiles	\$49,660				\$49,660	TOT
San Jose Parents Participating Nursery School				\$43,200	\$43,200	GF

Grantee	Grants	O&M	In Kind	Lease Subsidy	Total	Sources of Funds
San Jose Parks Foundation	\$7,603				\$7,603	GF
San Jose Peace and Justice Center/Collins Foundation	\$100				\$100	GF
San Jose Police Activities League	\$500		\$810,886		\$811,386	GF
San Jose Police Foundation	\$4,200				\$4,200	GF
San Jose Police Officers Association	\$500				\$500	GF
San Jose Police Officers' Association Charitable Foundation	\$300				\$300	GF
San Jose Public Library- Berryessa Gift Trust Fund	\$960				\$960	GF
San Jose Public Library Foundation	\$11,150				\$11,150	GF
San Jose Saints Pop Warner	\$300				\$300	GF
San Jose Stage Company	\$69,550				\$69,550	TOT, GF
San Jose State University Research Foundation	\$170,712				\$170,712	BEST, CDBG, TOT
San Jose Symphonic Choir	\$11,736				\$11,736	TOT
San Jose Taiko Group, Inc.	\$48,937				\$48,937	TOT
San Jose Vet Center - Post 2412	\$500				\$500	GF
San Jose Youth Ballet	\$1,000				\$1,000	GF
San Jose Youth Shakespeare	\$2,500				\$2,500	TOT
San Jose Youth Symphony	\$59,161				\$59,161	TOT, GF



Grantee	Grants	O&M	In Kind	Lease Subsidy	Total	Sources of Funds
San Juan Bautista Child Development Center	\$250				\$250	GF
San Tomas Aquino Neighborhood Association	\$500				\$500	GF
Sankritilaya	\$5,820				\$5,820	TOT
Santa Clara Commission on the Status of Women	\$450				\$450	GF
Santa Clara County Alliance of Black Educators	\$1,000				\$1,000	GF
Santa Clara Valley Performing Arts Association	\$13,650				\$13,650	TOT
Santa Clara Valley Science and Engineering Fair Association	\$1,000				\$1,000	GF
Santa Teresa Athletics Booster Club	\$250				\$250	GF
Santa Visits Alviso	\$500				\$500	GF
Sartorette Home and School Club	\$1,150				\$1,150	GF
Schallenberger Home and School Association	\$1,250				\$1,250	GF
School of Arts and Culture at MHP	\$87,293	\$450,000			\$537,293	BEST, GF, TOT
Second Saturday Network	\$250				\$250	GF
Services, Immigrant Rights and Education Network	\$250				\$250	GF
Shady Shakespeare Theatre Company	\$11,100				\$11,100	TOT, GF
Shasta Hanchett Park Neighborhood Association	\$250				\$250	GF
Shop With A Cop Foundation of Silicon Valley	\$800				\$800	GF



<b>Grantee</b>	<b>Grants</b>	<b>O&amp;M</b>	<b>In Kind</b>	<b>Lease Subsidy</b>	<b>Total</b>	<b>Sources of Funds</b>
Sierra Club - Loma Prieta Chapter	\$500				\$500	GF
Silicon Valley Bicycle Coalition	\$250				\$250	GF
Silicon Valley Center for Entrepreneurial Development	\$1,250				\$1,250	GF
Silicon Valley Creates	\$15,000				\$15,000	TOT
Silicon Valley Education Foundation	\$500				\$500	GF
Silicon Valley FACES	\$750				\$750	GFR
Silicon Valley Independent Living Center	\$500				\$500	GF
Silicon Valley Jewish Film Festival	\$7,618				\$7,618	TOT
Silicon Valley Leadership Group	\$4,700				\$4,700	GF
Silver Oaks Elementary School - Parent Teacher Organization	\$500				\$500	GF
sjDANCEco	\$20,406				\$20,406	TOT
Skylar Hadden Foundation	\$500				\$500	GF
Somos Mayfair, Inc.	\$96,462				\$96,462	CDBG, GF
South Bay Guitar Society of San Jose	\$18,723				\$18,723	TOT
South San Jose Softball	\$550				\$550	GF
St. Elizabeth's Day Home	\$200				\$200	GF
Story Road Tamale Festival, Inc.	\$1,250				\$1,250	GF

Grantee	Grants	O&M	In Kind	Lease Subsidy	Total	Sources of Funds
Stroke Awareness Foundation	\$2,000				\$2,000	GF
Sunday Friends Foundation	\$4,000				\$4,000	GF
Symphony Silicon Valley	\$158,880				\$158,880	TOT
Team San Jose	\$6,678,170				\$6,678,170	CCF, TOT
Teatro Vision de San Jose	\$17,750				\$17,750	TOT, GF
The Art of Yoga Project	\$47,500				\$47,500	BEST
The City Peace Project	\$5,000				\$5,000	GF
The Firehouse Community Development Corporation	\$262,000				\$262,000	BEST
The Food Allergy & Anaphylaxis Network	\$500				\$500	GF
The Future Talent of Silicon Valley DBA The First Tee of Silicon Valley	\$500				\$500	GF
The Health Trust	\$5,124,982				\$5,124,982	CDBG, GF, HOME, HOPWA, HOPWA-PSH, HTF
The Tabard Theatre Company	\$27,460				\$27,460	TOT
The Tech Museum of Innovation		\$1,049,750		\$1,300,000	\$2,349,750	GF
The Tenacious Group	\$44,000				\$44,000	BEST
The Tower Foundation of San Jose State University	\$1,650				\$1,650	GF

Grantee	Grants	O&M	In Kind	Lease Subsidy	Total	Sources of Funds
Tom Matsumoto Elementary School PTA	\$500				\$500	GF
Ujima Adult and Family Services	\$95,000				\$95,000	BEST
Union Middle School	\$250				\$250	GF
United Neighborhood Coalition	\$250				\$250	GF
United Veterans Council of Santa Clara County	\$17,500				\$17,500	GF
Unity Care Group, Inc.	\$31,288				\$31,288	BEST, GF
University Neighborhoods Coalition	\$250				\$250	GF
University System of Maryland Foundation	\$100,000				\$100,000	TOT
Valle Monte League	\$1,000				\$1,000	GF
Valle Vista Elementary School	\$500				\$500	GF
Van Lang Vietnamese School	\$650				\$650	GF
Veggielution	\$500				\$500	GF
Veterans Supportive Services Agency	\$750				\$750	GF
Vlet Et Foundation	\$2,000				\$2,000	GF
Vietnamese American Community of Northern California	\$100				\$100	GF
Vivace Youth Chorus of San Jose	\$14,550				\$14,550	TOT
VMC Foundation	\$2,250				\$2,250	GF



Grantee	Grants	O&M	In Kind	Lease Subsidy	Total	Sources of Funds
Vovinam Viet Vo Dao of America	\$2,500				\$2,500	GF
Washington Elementary School PTA	\$500				\$500	GF
West Coast Aquatics	\$500				\$500	GF
West Evergreen Neighborhood Association	\$12,300				\$12,300	GF
Willow Glen Business & Professional Association	\$16,950				\$16,950	TOT, GF
Willow Glen Elementary School PTA	\$6,500				\$6,500	GF
Willow Glen Little League	\$400				\$400	GF
Willow Glen Middle School and High School Foundation	\$2,750				\$2,750	GF
Winchester Orchestra	\$11,000				\$11,000	TOT
work2future Foundation, Inc.	\$3,391,000		\$168,753		\$3,559,753	WIA
Workforce Institute	\$425,000				\$425,000	WIA
Working Partnerships, USA	\$1,100				\$1,100	GF
Works/San Jose	\$12,500				\$12,500	TOT
Wreck Creation Studios Erin Salazar	\$500				\$500	GF
Year Up	\$500				\$500	GF
YMCA of Silicon Valley (Central Branch)	\$2,500				\$2,500	GF
YMCA, South Valley Branch	\$6,250				\$6,250	GF
YMCA/Project Cornerstone	\$250				\$250	GF

Grantee	Grants	O&M	In Kind	Lease Subsidy	Total	Sources of Funds
Youth Connections Foundation of San Jose/Formerly Alum Rock Youth Center Advisory Committee	\$750				\$750	GF
Youth Science Institute	\$1,000				\$1,000	GF
Yu-Ai Kai/Japanese American Community Senior Service	\$200			\$72,690	\$72,890	GF
YWCA of Silicon Valley	\$1,000				\$1,000	GF
ZER01: The Art & Technology Network	\$82,896				\$82,896	TOT
<b>Total</b>	<b>\$28,404,706</b>	<b>\$3,029,500</b>	<b>\$1,047,319</b>	<b>\$4,849,662</b>	<b>\$37,734,187</b>	

FY 2013-2014 SSIG Grants

<b>Grantee</b>	<b>Grants</b>	<b>O&amp;M</b>	<b>In Kind</b>	<b>Lease Subsidy</b>	<b>Total</b>	<b>Source of Funds</b>
Alum Rock Educational Foundation	\$8,000				\$8,000	BEST SSIG
Boys & Girls Clubs of Silicon Valley	\$20,000				\$20,000	BEST SSIG
Breakthrough Silicon Valley	\$10,000				\$10,000	BEST SSIG
Californians for Justice Education Fund	\$10,000				\$10,000	BEST SSIG
Catholic Charities of Santa Clara County	\$10,000				\$10,000	BEST SSIG
Center for Training and Careers	\$20,000				\$20,000	BEST SSIG
City Year Inc.	\$10,000				\$10,000	BEST SSIG
Community Arts & Support	\$20,000				\$20,000	BEST SSIG
East Side Union High School District	\$10,000				\$10,000	BEST SSIG
Ethiopian Community Services, Inc.	\$20,000				\$20,000	BEST SSIG
Family and Children Services	\$10,000				\$10,000	BEST SSIG
Foothill Health Center	\$10,000				\$10,000	BEST SSIG
Fresh Lifelines For Youth	\$20,000				\$20,000	BEST SSIG
Girl Scouts of Northern California	\$10,000				\$10,000	BEST SSIG
Happy House	\$18,000				\$18,000	BEST SSIG
Hip-Hop Chess Federation Inc.	\$8,000				\$8,000	BEST SSIG
International Association for Human Values	\$3,000				\$3,000	BEST SSIG
Love Never Fails	\$10,000				\$10,000	BEST SSIG
Mount Pleasant Elementary School District	\$9,000				\$9,000	BEST SSIG



Grantee	Grants	O&M	In Kind	Lease Subsidy	Total	Source of Funds
Movimiento de Arte y Cultura Latino Americana	\$10,000				\$10,000	BEST SSIG
Next Door Solutions to Domestic Violence	\$20,000				\$20,000	BEST SSIG
Oak Grove Athletic Benefits	\$10,000				\$10,000	BEST SSIG
Positive Alternative Recreation Teambuilding Impacting Program (P.A.R.T.I.)	\$20,000				\$20,000	BEST SSIG
Project Access	\$8,000				\$8,000	BEST SSIG
RC Mayo Inc. dba Exodus Recreation Center	\$8,000				\$8,000	BEST SSIG
San Jose Children's Discovery Museum	\$8,000				\$8,000	BEST SSIG
San Jose Grail Family Services	\$10,000				\$10,000	BEST SSIG
San Jose Jazz	\$10,000				\$10,000	BEST SSIG
San Jose Multicultural Artists Guild	\$8,000				\$8,000	BEST SSIG
San Juan Bautista Child Development Center	\$10,000				\$10,000	BEST SSIG
Santa Maria Urban Ministry	\$6,800				\$6,800	BEST SSIG
School of Arts and Culture at MHP	\$10,000				\$10,000	BEST SSIG
Teen Success, Inc.	\$1,000				\$1,000	BEST SSIG
The Firehouse Community Development Corporation	\$8,000				\$8,000	BEST SSIG
Third Street Community Center	\$10,000				\$10,000	BEST SSIG
Unity Care Group, Inc.	\$9,200				\$9,200	BEST SSIG
<b>13-14 SSIG Total</b>	<b>\$403,000</b>				<b>\$403,000</b>	