

Memorandum

TO: HONORABLE MAYOR AND
CITY COUNCIL

FROM: Jeff Ruster

SUBJECT: ANNUAL SUMMARY OF
FUNDING TO COMMUNITY
BASED ORGANIZATIONS

DATE: May 11, 2016

Approved



Date

5/12/16

INFORMATION

BACKGROUND

This memo reports on the financial assistance provided by the City of San José to community based organizations (CBOs) and the key activities of the Nonprofit Strategic Engagement Platform (Nonprofit Platform).

The Nonprofit Platform was developed at the direction of City Council in 2010 to enhance the oversight and impact of City funding provided to CBOs. The focus of the Platform centers upon providing interdepartmental consistency regarding the City's policies and procedures for contract preparation and administration. Other critical elements of the Nonprofit Platform are program and fiscal monitoring of CBO performance and overall financial condition in order to comprehensively assess impact and ultimately inform City funding decisions in subsequent years.

Information in this report was collected from WebGrants, the City's automated grant management system. The WebGrants system allows for online posting of funding opportunities, submission of applications, evaluation and scoring of applications, and notification of awards. After a grant has been awarded, grantees can submit status reports and invoices through the system. The WebGrants database can be queried to provide an open source of City grant related information. WebGrants has over three thousand registered users, and is the technological underpinning of the City's grant management process.

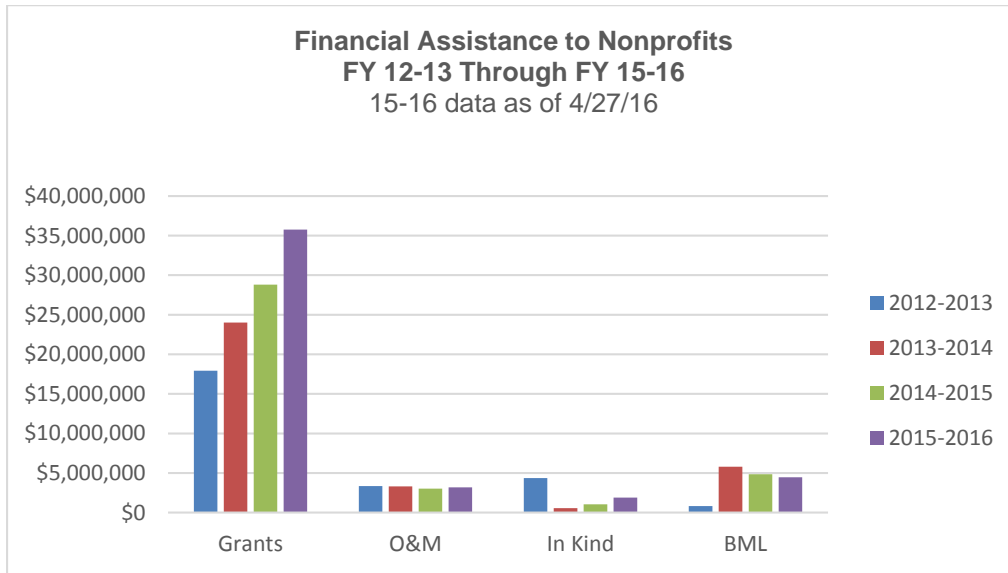
ANALYSIS

As of April 27, 2016, the City has provided \$40,858,753 of combined financial assistance to nonprofits in the form of grants, in-kind, and operations and maintenance agreements. In addition, \$4,456,092 was provided via Below Market Leases¹ (See Diagram 1). Overall

¹BML Data is as of 3/11/11

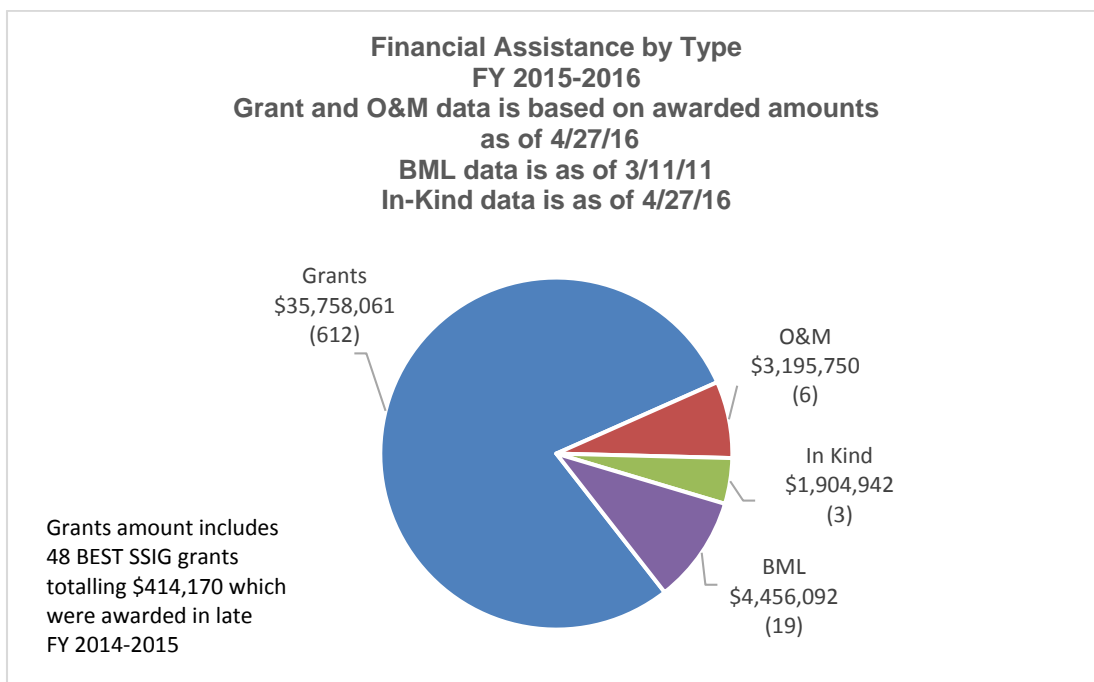
financial assistance to nonprofits has increased from \$23,460,053 in FY 2012-2013 to \$45,314,845 in FY 2015-2016, as shown in Chart A below.

Chart A



A full listing of CBOs and the amounts contributed by type of financial assistance are included in the Appendix.

Diagram 1

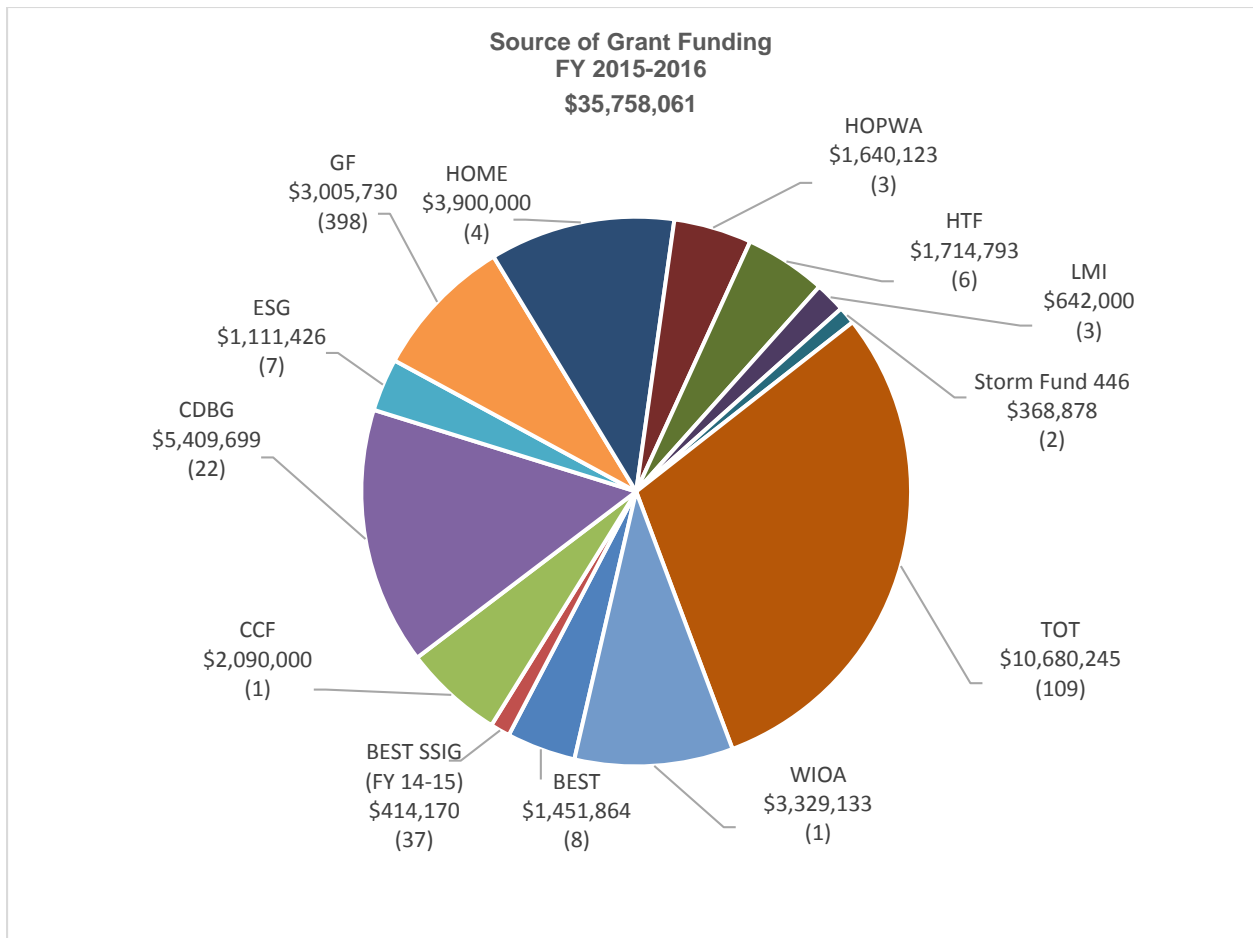


Grant Funding

As of April 27, 2016, the City of San José awarded 612 grants totaling approximately \$35.8 million to 299 nonprofits to support a wide range of services, including housing, workforce development, cultural programs and services to underserved populations. Diagram 2 shows the sources of funds for these grants. In most cases, the funding sources are restricted for specific purposes with guidelines for use.

Safe Summer Initiative Grants (SSIG), have not yet been awarded for FY 2015-2016. Grant amounts in the chart below include 37 BEST SSIG grants totaling \$414,170 which were awarded in late FY 2014-2015.

Diagram 2



The above diagram includes the following funding sources:

BEST	Bringing Everyone's Strengths Together
BEST SSIG	Bringing Everyone's Strengths Together – Safe Summer Initiative Grant
CCF	Convention and Cultural Facilities
CDBG	Community Development Block Grant
ESG	Emergency Solutions Grant
GF	General Fund
HOME	Housing Rental Subsidy Program
HOPWA	Housing Opportunities for People with Aids
HTF	Housing Trust Fund
IWM	Integrated Waste Management Fund
LMI	Low and Moderate Income
Storm Fund 446	Storm Fund
TOT	Transient Occupancy Tax
WIOA	Workforce Innovation and Opportunity Act

Operations and Maintenance Agreements

For FY 2015-2016 approximately \$3.2 million has been allocated to 6 CBOs for operations and maintenance of City art and cultural facilities. The following table lists the nonprofits that have these agreements and the amount of General Funds allocated annually for this purpose.

Cultural Facility	Date of Agreement	Agreement Term (Years)	O & M Agreement General Fund Annual Allocation
San Jose Children’s Discovery Museum	June 1987	55 + 44 year renewal option	\$270,750
San José Museum of Art	June 1988	55	\$475,000
Hammer Theater Center (San Jose State University - College of Humanities and the Arts)	December 1, 2015	Through July 31, 2018	\$166,250
Tech Museum of Innovation	July 1994	55	\$1,049,750
History San José	April 1998	20 + 10 year renewal option	\$784,000
Mexican Heritage Plaza (School of Arts and Culture at MHP)	July, 2014	15 years	\$450,000
TOTAL			\$3,195,750

May 11, 2016

Subject: Annual Summary of Funding to Community Base Organizations

Page 5

In-kind Support

As reported by the Departments, 3 CBOs received \$1,904,942 of in-kind contributions: Christmas in the Park, Inc., San Jose Police Activities League (PAL), and work2future Foundation. The largest recipient was the San Jose Police Activities League (PAL). Per PAL's Budget, the amount of in-kind staffing support from the Police Department for Fiscal Year 2015-2016 is \$850,890. The final amount of in-kind assistance to PAL may change as actual staffing patterns occur.

Below Market Leases

The City provided an additional \$4,456,092 in below market leases to 19 CBOs. The fair market value of City-owned properties was calculated and the annualized amount paid by the CBOs subtracted to get the amount of subsidization. The Below Market Lease amounts are as of March 11, 2011.

Platform Focus for the Upcoming Fiscal Year

The Nonprofit Platform led by the City Manager's Office will continue to provide oversight to facilitate effective grants management at all levels. The lessons learned from over eight years of successful oversight and management of the City's grants portfolio have been of assistance in ensuring that the City's grant managers have the tools and guidance necessary to work with a wide variety of grant programs and utilize grant funding to create the desired impact. Departments will continue to be responsible for monitoring the financial health of nonprofits, utilizing various financial assessment and monitoring tools to ensure that the organizations remain fiscally stable. Departments will continue to track nonprofit compliance with City requirements.

/s/

Jeff Ruster
Director of Strategic Partnerships
City Manager's Office

For questions or further information, please contact Colleen Brennan (408) 794-1139.

Attachment - List of Grantees Receiving City Financial Assistance FY 2015-2016

APPENDIX
 CBOs Receiving Financial Assistance 2015-2016
 Grants and O&M data is based on awarded amounts, and is as of 4/27/16
 In-kind data is as of 4/27/16
 Below Market Lease data is as of 3/11/11

The following chart includes all grants awarded using FY 2015-2016 funding. A separate chart listing the SSIG funded grants from FY 2014-2015 appears at the end of this chart.

Agency Name	Grants	O&M	In Kind	Lease Subsidy Amount	Total	Funding Sources
Abhinaya Dance Company of San Jose	\$31,684				\$31,684	TOT
Abrazos & Books	\$250				\$250	GF
ACT for Mental Health	\$750			\$30,000	\$30,750	GF
Affordable Housing Network	\$500				\$500	GF
African American Community Services Agency	\$500			\$87,961	\$88,461	GF
Alameda Business Association	\$15,785				\$15,785	GF, TOT
ALearn	\$23,294				\$23,294	GF
Almaden Cabana Club	\$100				\$100	GF
Almaden Valley Women's Club	\$15,404				\$15,404	GF, TOT
Alum Rock Counseling Center, Inc.	\$204,714				\$204,714	BEST
Alum Rock District Jazz Program	\$2,000				\$2,000	GF
Alum Rock Educational Foundation	\$7,250				\$7,250	GF, TOT
Alum Rock Neighborhood Coalition	\$300				\$300	GF
Alum Rock Union Elementary School District	\$100				\$100	GF
Alviso Post Office				\$33,543	\$33,543	GF
Alzheimer's Association and Related Disorders Association	\$500				\$500	GF
American Beethoven Society	\$12,750				\$12,750	GF
American GI Forum - San Jose Chapter	\$500			\$40,183	\$40,683	GF

Agency Name	Grants	O&M	In Kind	Lease Subsidy Amount	Total	Funding Sources
American GI Forum of Santa Clara County	\$1,250				\$1,250	GF
Arvind Sridhar / Geography for Tomorrow	\$300				\$300	GF
Asian Americans for Community Involvement	\$4,478				\$4,478	GF, TOT
Assistance League of San Jose	\$1,450				\$1,450	GF
Azerbaijan Community Center, Inc	\$500				\$500	GF
Ballet San Jose Silicon Valley	\$346,807				\$346,807	TOT
Bay Area Glass Institute	\$49,242				\$49,242	TOT
Berryessa Business Association	\$250				\$250	GF
BESCA Booksin Elementary School Community Assoc.	\$450				\$450	GF
Bill Wilson Center	\$637,206				\$637,206	BEST, CDBG,ESG
Billy DeFrank LGBT Community Center	\$5,000				\$5,000	GF
Books for Treats	\$400				\$400	GF
Booksin Elementary School Community Associations	\$1,000				\$1,000	GF
Boys & Girls Clubs of Silicon Valley	\$1,750				\$1,750	CDBG, GF
Breakout Prison Outreach dba California Youth Outreach	\$351,000				\$351,000	BEST
Breathe California of the Bay Area	\$250				\$250	GF
Bret Harte Educational Alliance	\$500				\$500	GF
California Nevada District Exchange Clubs	\$250				\$250	GF
California Trolley & Railroad Corporation				\$26,136	\$26,136	GF
Californians for Justice	\$400				\$400	GF
Californians for Justice Education Fund	\$500				\$500	GF
Cambodian American Resource Agency	\$10,000				\$10,000	TOT
Cambrian Park Kiwanis	\$1,000				\$1,000	GF
Campbell Union High School District	\$1,500				\$1,500	GF
Campus Community Association	\$16,475				\$16,475	TOT

Agency Name	Grants	O&M	In Kind	Lease Subsidy Amount	Total	Funding Sources
Cancer Carepoint, Inc	\$500				\$500	GF
Carolyn Clark Elementary School	\$500				\$500	GF
Carson Elementary School	\$500				\$500	GF
Catholic Charities of Santa Clara County	\$745,150				\$745,150	BEST, CDBG, GF
Center for Asian American Media	\$500				\$500	GF
Center for Employment Training	\$325				\$325	GF
Center for Training and Careers	\$176,250				\$186,250	BEST, GF
Children's Musical Theater San Jose	\$171,011				\$171,011	TOT
Chinese Performing Artists of America, San Jose	\$61,197				\$61,197	TOT
Christmas in the Park, Inc.	\$41,587		\$245,760		\$287,347	TOT
Cinequest, Inc.	\$155,913				\$155,913	GF, TOT
City Lights Theatre Company of San Jose	\$67,792				\$67,792	GF, TOT
CityTeam Ministries	\$350				\$350	GF
College of Adaptive Arts	\$250				\$250	GF
Council District 5	\$500				\$500	GF
Council District 7/Halloween Family Night Event	\$250				\$250	GF
Country Lane Home and School Club	\$500				\$500	GF
County of Santa Clara	\$1,892,000				\$1,892,000	GF, HTF, LMI
County of Santa Clara DVC (domestic violence)	\$850				\$850	GF
Dancing Sun Foundation	\$3,825				\$3,825	TOT
Department of Community Services & Workforce						
Development of The County of San Benito	\$49,351				\$49,351	GF
Department of Veterans Affairs						
Palo Alto Health Care System	\$1,000				\$1,000	GF
Digital Clubhouse Network	\$3,350				\$3,350	GF
Digital Moose Lounge	\$250				\$250	GF

Agency Name	Grants	O&M	In Kind	Lease Subsidy Amount	Total	Funding Sources
Discovery Charter School	\$500				\$500	GF
Downtown Streets Team	\$1,590,716				\$1,590,716	CDBG, GF
East Hills Little League	\$500				\$500	GF
East San Jose Futbol Club	\$500				\$500	GF
East Valley Family YMCA	\$500				\$500	GF
El Observador Foundation, Inc.	\$1,550				\$1,550	GF
EMQ FamiliesFirst	\$250				\$250	GF
Escuela Xochitl Tonatiuh, Inc. dba Sunrise Middle School	\$250				\$250	GF
Ethiopian Community Services, Inc.	\$6,398				\$6,398	TOT
Evergreen Breeze Association	\$400				\$400	GF
Evergreen School District	\$500				\$500	GF
Family Album Project	\$500				\$500	GF
Far East Dragon Lion Dance Assoc. Inc	\$500				\$500	GF
Far West Wheelchair Athletic Association	\$1,500				\$1,500	GF
Firebird Youth Chinese Orchestra	\$32,961				\$32,961	TOT
First Community Housing	\$200,000				\$200,000	HOME
Foothill DeAnza Community College Foundation	\$300				\$300	GF
Foundation for Housing Equity	\$5,000				\$5,000	TOT
Fountain Blues Festival Inc.	\$500				\$500	GF
Franklin-McKinley School District	\$607,350				\$607,350	CDBG
Fresh Lifelines For Youth	\$500				\$500	GF
Gardner Family Health Network	\$250			\$21,600	\$21,850	GF
Gay Pride Celebration Committee of San Jose	\$1,500				\$1,500	GF
Gilbert & Sullivan Society of San Jose	\$15,000				\$15,000	TOT
Graystone Elementary Home & School Club	\$500				\$500	GF

Agency Name	Grants	O&M	In Kind	Lease Subsidy Amount	Total	Funding Sources
Greater Opportunities	\$500				\$500	GF
Guadalajara Sister City committee	\$250				\$250	GF
Guadalupe River Park Conservancy	\$6,555				\$6,555	TOT
Habelemos Supporters of Gardener	\$250				\$250	GF
Habitat for Humanity Silicon Valley	\$500				\$500	GF
Happy Hollow Foundation	\$600				\$600	GF
History San Jose	\$600	\$784,000		\$48,000	\$832,600	GF
HomeFirst Services of Santa Clara County	\$1,664,541				\$1,664,541	CDBG, ESG, HTF
Horace Mann Elementary School	\$250				\$250	GF
Housing Trust of Silicon Valley	\$1,250				\$1,250	GF
Ida Jew PTA	\$250				\$250	GF
Indian Health Center of Santa Clara Valley	\$150				\$150	GF
Inspire I	\$500				\$500	GF
Iola Williams Senior Advisory Board	\$1,500				\$1,500	GF
Italian American Heritage Foundation	\$17,372				\$17,372	GF, TOT
Ivy Rose Community Foundation, Inc.	\$1,300				\$1,300	GF
Joyner/Payne Youth Services Agency	\$4,000				\$4,000	GF
Kaisahan of San Jose Dance Company	\$24,265				\$24,265	TOT
Karma Cat Rescue	\$1,540				\$1,540	GF
Latino Leadership Alliance	\$500				\$500	GF
Latinos United for a New America aka LUNA	\$1,100				\$1,100	GF
Laurelwood Elementary School	\$500				\$500	GF
Law Foundation of Silicon Valley	\$787,300				\$787,300	CDBG, GF
League of Conservation Voters, Sanat Clara County	\$500				\$500	GF
Legal Aid Society of Santa Clara	\$3,000				\$3,000	GF

Agency Name	Grants	O&M	In Kind	Lease Subsidy Amount	Total	Funding Sources
Lincoln High School Foundation	\$100				\$100	GF
Lincoln Music Boosters	\$500				\$500	GF
Loaves & Fishes Family Kitchen	\$500				\$500	GF
Los Alamitos Elementary School	\$500				\$500	GF
Lucile Packard Foundation for Children's Health	\$500				\$500	GF
Luna Park Arts Foundation	\$6,805				\$6,805	GF, TOT
Martin-Fontana Parks Association	\$1,000				\$1,000	GF
McLaughlin Area Tenants	\$500				\$500	GF
Media Poetry Studio	\$8,400				\$8,400	TOT
Mexican Heritage Corporation	\$45,195			\$44,040	\$89,235	GF, TOT
Monroe Middle School PTA	\$250				\$250	GF
Morgan Autism Center	\$250				\$250	GF
Mount Pleasant Elementary School District	\$500				\$500	GF
Mount Pleasant Neighborhood Association	\$600				\$600	GF
Movimiento de Arte y Cultura Latino Americana	\$90,149				\$90,149	GF, TOT
NAACP San Jose Silicon Valley	\$200				\$200	GF
National Coalition of 100 Black Women, Silicon Valley Chapter	\$250				\$250	GF
New Leaders Council - Silicon Valley	\$250				\$250	GF
Next Door Solutions to Domestic Violence	\$57,653				\$57,653	CDBG, ESG, GF
Nikkei Matsuri, Inc	\$4,200				\$4,200	GF, TOT
North 13th Street Luna Park Business Association/13th St. Neighborhood Advisory Committee	\$540				\$540	GF
Northside Theatre Council	\$15,000				\$15,000	TOT
Oak Grove High School	\$500				\$500	GF
Omar's Dream Foundation	\$500				\$500	GF

Agency Name	Grants	O&M	In Kind	Lease Subsidy Amount	Total	Funding Sources
O'Neill Sea Odyssey	\$300				\$300	GF
Opera Cultura	\$15,500				\$15,500	GF, TOT
Opera San Jose, Inc.	\$278,779				\$278,779	TOT
Our City Forest	\$368,878			\$119,340	\$488,218	GF, Storm Fund 446
Pacifica Institute	\$3,000				\$3,000	GF
Payne Home & School Club for Walk n 'Roll Program	\$500				\$500	GF
People Assisting The Homeless	\$248,968				\$248,968	ESG
Pinehurst Residents Association Inc.	\$500				\$500	GF
Pioneer High School	\$500				\$500	GF
Police Amateur Athletic Foundation PAAF	\$1,000				\$1,000	GF
Portugese Heritage Society of California	\$8,142				\$8,142	TOT
Portuguese Band of San Jose	\$150				\$150	GF
Portuguese Organization for Social Services & Opportunities (POSSO)	\$1,250				\$1,250	GF
Positive Alternative Recreation Teambuilding Impacting Program (P.A.R.T.I.)	\$750				\$750	GF
Preservation Action Council of San Jose	\$500				\$500	GF
Project Sentinel				\$3,312	\$3,312	GF
Prospect Silicon Valley				\$204,996	\$204,996	GF
Quimby Oaks Middle School	\$500				\$500	GF
Rainbow Chamber of Commerce	\$250				\$250	GF
Rebuilding Together Silicon Valley	\$1,250,250				\$1,250,250	CDBG, GF
Recovery Cafe San Jose	\$500				\$500	GF
Red-White & Blue Charity	\$500				\$500	GF
Rotacare Bay Area, Inc	\$500				\$500	GF
Rotary Club of Almaden Valley	\$5,000				\$5,000	GF

Agency Name	Grants	O&M	In Kind	Lease Subsidy Amount	Total	Funding Sources
Rotary Club of San Jose	\$8,436				\$8,436	GF, TOT
Sacred Heart Community Service	\$250				\$250	GF
Salome M Ilao Loving Endowment (SMILE)	\$300				\$300	GF
San Jose Center for Poetry and Literature	\$8,500				\$8,500	TOT
San Jose Chamber Music Society	\$15,000				\$15,000	TOT
San Jose Chamber Orchestra	\$37,891				\$37,891	TOPT
San Jose Children's Discovery Museum	\$565,686	\$270,750		\$720,000	\$1,556,436	GF, TOT
San Jose Choral Project	\$15,000				\$15,000	TOT
San Jose Community Media Access Corporation (CreaTV)	\$2,500				\$2,500	GF
San José Conservation Corps and Charter School				\$88,443	\$88,443	GF
San Jose Day Nursery	\$1,250				\$1,250	GF
San Jose Downtown Association	\$252,043				\$252,043	GF, LMI, TOT
San Jose Downtown Foundation	\$16,950				\$16,950	GF
San Jose Downtown Residents Association	\$250				\$250	GF
San Jose Dublin Sister City Program, Inc.	\$1,750				\$1,750	GF
San Jose High School Athletic Booster Club	\$300				\$300	GF
San Jose Institute of Contemporary Art	\$61,556				\$61,556	GF, TOT
San Jose International Piano Competition	\$15,000				\$15,000	TOT
San Jose Jazz	\$203,842				\$203,842	TOT
San José Job Corps				\$19,488	\$19,488	GF
San Jose Mother's Milk Bank	\$125				\$125	GF
San Jose Multicultural Artists Guild	\$25,072			\$8,760	\$33,832	BEST, GF, TOT
San Jose Museum of Art Association	\$273,849	\$475,000		\$1,544,400	\$2,293,249	GF, TOT
San Jose Museum of Quilts & Textiles	\$71,049				\$71,049	GF, TOT

Agency Name	Grants	O&M	In Kind	Lease Subsidy Amount	Total	Funding Sources
San José Parents Participating Nursery School				\$43,200	\$43,200	GF
San Jose Parks Foundation	\$250				\$250	GF
San Jose Police Athletics League	\$1,500		\$850,890		\$852,390	GF
San Jose Police Foundation	\$1,300				\$1,300	GF
San Jose Police Officers Association	\$650				\$650	GF
San Jose Police Officers' Association Charitable Foundation	\$750				\$750	GF
San Jose Public Library Foundation	\$5,000				\$5,000	GF
San Jose Stage Company	\$119,053				\$119,053	GF, TOT
San Jose State University - College of Humanities and the Arts	\$9,500	\$166,250			\$175,750	TOT, GF BEST, CDBG, GF, TOT
San Jose State University Research Foundation	\$455,500				\$455,500	CDBG
San Jose Streets Team	\$499,850				\$499,850	TOT
San Jose Symphonic Choir	\$15,983				\$15,983	TOT
San Jose Taiko Group, Inc	\$67,452				\$67,452	TOT
San Jose Unified School District	\$2,688				\$2,688	GF
San Jose Youth Shakespeare	\$10,625				\$10,625	TOT
San Jose Youth Symphony	\$66,772				\$66,772	TOT
San Jose-Okayama Sister Cities	\$3,750				\$3,750	TOT
Sangam Arts	\$500				\$500	GF
Santa Clara Commission on the Status of Women	\$450				\$450	GF
Santa Clara County Alliance of Black Educators	\$250				\$250	GF
Santa Clara County Asian Law Alliance	\$1,500				\$1,500	GF
Santa Clara Valley Performing Arts Association	\$15,000				\$15,000	TOT
Santa Clara Valley Science and Engineering Fair Association	\$500				\$500	GF

Agency Name	Grants	O&M	In Kind	Lease Subsidy Amount	Total	Funding Sources
Santa Visits Alviso	\$1,000				\$1,000	GF
Schallenberger Home and School Association	\$4,075				\$4,075	GF
School of Arts and Culture at MHP	\$137,079	\$450,000			\$587,079	GF,TOT
Second Saturday Education & Culture Network	\$250				\$250	GF
Senior Housing Solutions	\$500				\$500	GF
Shop With A Cop Foundation of Silicon Valley	\$1,150				\$1,150	GF
Silicon Valley Creates	\$60,500				\$60,500	GF, TOT
Silicon Valley Crime Stopper	\$2,000				\$2,000	GF
Silicon Valley Education Foundation	\$500				\$500	GF
Silicon Valley Educational Foundation	\$250				\$250	GF
Silicon Valley Jewish Film Festival	\$15,343				\$15,343	TOT
Silicon Valley Leadership Group Sustainable Valley Foundation	\$250				\$250	GF
Silicon Valley Monterey Bay Council of Boy Scouts of America	\$500				\$500	GF
Silicon Valley Shakespeare	\$10,000				\$10,000	TOT
Silicon Valley Talent Partnership	\$80,000				\$80,000	GF
Silver Oaks Elementary School - Parent Teacher Organization	\$500				\$500	GF
SJ Bike Party, Inc.	\$500				\$500	GF
sjDANCEco	\$21,398				\$21,398	TOT
Somos Mayfair, Inc	\$206,250				\$206,250	CDBG, GF
South Asian Heart Center - El Camino Hospital Foundation	\$500				\$500	GF
South Bay Guitar Society of San Jose	\$19,555				\$19,555	TOT
Southeast Asian Assistance Center	\$1,200				\$1,200	GF
St Francis of Assisi	\$1,000				\$1,000	GF
Steinway Society-The Bay Area	\$14,600				\$14,600	TOT

Agency Name	Grants	O&M	In Kind	Lease Subsidy Amount	Total	Funding Sources
Story Road Tamale Festival, Inc	\$6,250				\$6,250	GF
Sunday Friends Foundation	\$4,000				\$4,000	GF
Symphony Silicon Valley	\$239,642				\$239,642	TOT
Team San José	\$8,633,250				\$8,633,250	CCF, TOT
Teatro Vision de San Jose	\$17,050				\$17,050	GF
The Firehouse Community Development Corporation	\$283,000				\$283,000	BEST
The Food Allergy & Anaphylaxis Network	\$500				\$500	GF
The Future Talent of Silicon Valley DBA The First Tee of Silicon Valley	\$1,000				\$1,000	GF CDBG, GF, HOME, HOPWA, HTF
The Health Trust	\$6,516,422				\$6,516,422	
The Leukemia & Lymphoma Society	\$500				\$500	GF
The Tabard Theatre Company	\$38,282				\$38,282	TOT
The Tech Museum of Innovation		\$1,049,750		\$1,300,000	\$2,349,750	GF
The Tower Foundation of San Jose State University	\$5,500				\$5,500	GF
Third Street Community Center	\$250				\$250	GF
Turning Wheels for Kids	\$250				\$250	GF
United Veterans Council of Santa Clara County	\$6,012				\$6,012	TOT
University of Maryland	\$75,000				\$75,000	TOT
Valle Vista Elementary School	\$500				\$500	GF
Valley Medical Center Foundation	\$4,000				\$4,000	GF
Van Tho Lac Viet Organization	\$750				\$750	GF
Veggielution	\$800				\$800	GF
Via Rehabilitation Services	\$1,000				\$1,000	GF
Vietnamese American Community of Northern California	\$1,000				\$1,000	GF

Agency Name	Grants	O&M	In Kind	Lease Subsidy Amount	Total	Funding Sources
Vietnamese Voluntary Foundation (VIVO)	\$3,800				\$3,800	GF
Villages Music Society	\$700				\$700	GF
Vivace Youth Chorus of San Jose	\$23,354				\$23,354	TOT
VMC Foundation	\$500				\$500	GF
Vovinam Viet Vo Dao of America	\$500				\$500	GF
Watkins Way Block Party	\$152				\$152	GF
We and Our Neighbors	\$500				\$500	GF
West Coast Aquatics	\$250				\$250	GF
West Evergreen Neighborhood Association	\$4,100				\$4,100	GF
William C. Overfelt High School	\$500				\$500	GF
Willow Glen Athletic Boosters	\$250				\$250	GF
Willow Glen Business & Professional Association	\$27,692				\$27,692	GF, TOT
Willow Glen Elementary School - California Congress of Parents, Teachers, and Students, Inc.	\$5,200				\$5,200	GF
Willow Glen Little League	\$900				\$900	GF
Willow Glen Middle School and High School Foundation	\$2,750				\$2,750	GF
Willow Glen Performing Arts Booster	\$3,750				\$3,750	GF
Winchester NAC	\$500				\$500	GF
Winchester Orchestra	\$12,500				\$12,500	TOT
work2future Foundation	\$3,329,383		\$808,292		\$4,137,675	GF, WIOA
Working Partnerships, USA	\$250				\$250	GF
Works/San Jose	\$15,000				\$15,000	TOT
YMCA, South Valley Branch	\$6,000				\$6,000	GF

Agency Name	Grants	O&M	In Kind	Lease Subsidy Amount	Total	Funding Sources
Youth Connections Foundation of San Jose/Formerly Alum Rock Youth Center Advisory Committee	\$1,000			\$72,690	\$73,690	GF
Yu-Ai Kai/Japanese American Community Senior Service	\$250				\$250	GF
YWCA of Silicon Valley	\$1,375				\$1,375	GF
ZER01: The Art & Technology Network	\$102,858				\$102,858	TOT
TOTAL	\$35,027,510	\$3,195,750	\$1,904,942	\$4,456,092	44,734,425	

FY 2014-2015 SSIG Grants

Agency Name	Grants	Funding Source
Alum Rock Educational Foundation	\$10,000	BEST SSIG
Bay Area Tutoring Association	\$7,500	BEST SSIG
Boys & Girls Clubs of Silicon Valley	\$20,000	BEST SSIG
Breakthrough Silicon Valley Californians for Justice Education Fund	\$15,000 \$7,500	BEST SSIG BEST SSIG
Career Style Inc.	\$7,500	BEST SSIG
Catholic Charities of Santa Clara County	\$10,000	BEST SSIG
Center for Training and Careers	\$10,000	BEST SSIG
City Year Inc	\$7,500	BEST SSIG
Escuela Xochitl Tonatiuh, Inc. dba Sunrise Middle School	\$10,000	BEST SSIG
Ethiopian Community Services, Inc.	\$20,000	BEST SSIG
Family and Children Services	\$20,000	BEST SSIG
Family Supportive Housing, Inc.	\$7,500	BEST SSIG
Fresh Lifelines For Youth	\$15,000	BEST SSIG
Girl Scouts of Northern California	\$10,000	BEST SSIG
Happy House	\$20,000	BEST SSIG
Hip-Hop Chess Federation Inc.	\$10,000	BEST SSIG
International Association for Human Values	\$7,500	BEST SSIG
Life Skills Training and Educational Programs	\$5,420	BEST SSIG
Movimiento de Arte y Cultura Latino Americana	\$7,500	BEST SSIG
Next Door Solutions to Domestic Violence	\$17,500	BEST SSIG
Project Access	\$7,500	BEST SSIG

Agency Name	Grants	Funding Source
Sacred Heart Community Service	\$10,000	BEST SSIG
San Jose Children's Discovery Museum	\$10,000	BEST SSIG
San Jose Jazz	\$15,000	BEST SSIG
San Juan Bautista Child Development Center	\$10,000	BEST SSIG
School of Arts and Culture at MHP	\$10,000	BEST SSIG
Silicon Valley Bicycle Coalition	\$7,500	BEST SSIG
South Bay Youth Sports Network	\$10,000	BEST SSIG
St Francis of Assisi	\$7,500	BEST SSIG
Star of David Church	\$7,500	BEST SSIG
Teen Success, Inc.	\$7,500	BEST SSIG
The Firehouse Community Development Corporation	\$15,000	BEST SSIG
Third Street Community Center	\$10,000	BEST SSIG
UGMX Artistic Program	\$16,750	BEST SSIG
United Youth Athletic Alliance	\$14,500	BEST SSIG
Unity Care Group, Inc	\$10,000	BEST SSIG
TOTAL	\$414,170	