



Memorandum

TO: HONORABLE MAYOR
AND CITY COUNCIL

FROM: Jeff Ruster

SUBJECT: ANNUAL REPORT OF
FUNDING TO COMMUNITY
BASED ORGANIZATIONS

DATE: December 15, 2017

Approved

D. D. S. y L

Date

12/15/17

INFORMATION

BACKGROUND

This memo is an annual report on the financial assistance provided by the City of San José for FY 2016-2017 to community based organizations (CBOs), and the key activities of the Nonprofit Strategic Engagement Platform (Nonprofit Platform).

The Nonprofit Platform was developed at the direction of City Council in 2010 to enhance the oversight and impact of City funding provided to CBOs. The focus of the Platform centers upon providing interdepartmental consistency regarding the City's policies and procedures for contract preparation and administration. Other critical elements of the Nonprofit Platform are program and fiscal monitoring of CBO performance and overall financial condition, in order to comprehensively assess impact and ultimately inform City funding decisions in subsequent years.

Information in this report was collected from WebGrants, the City's automated grant management system. The WebGrants system allows for online posting of funding opportunities, submission of applications, evaluation and scoring of applications, and notification of awards. After a grant has been awarded, grantees can submit status reports and invoices through the system. The WebGrants database can be queried to provide an open source of City grant related information. WebGrants has over three thousand registered users, and is the technological underpinning of the City's grant management process.

ANALYSIS

As of April 26, 2017, the City has provided \$42,249,771 of combined financial assistance to nonprofits in the form of grants, in-kind, and operations and maintenance agreements. In addition, \$4,233,662 was provided via Below Market Leases¹ (See Diagram 1). Overall

financial assistance to nonprofits has increased from \$33,695,997 in FY 2013-2014 to \$46,483,433 in FY 2016-2017, as shown in Chart A below.

Chart A

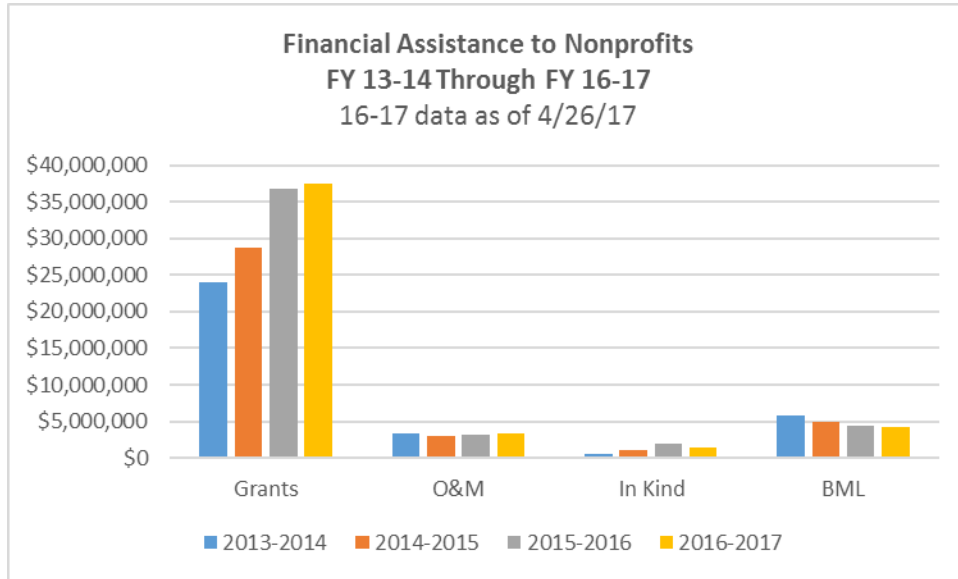
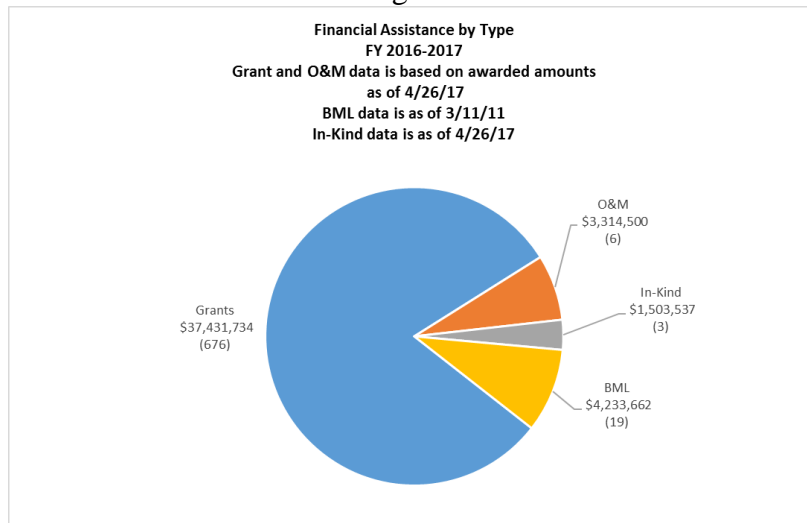


Diagram 1

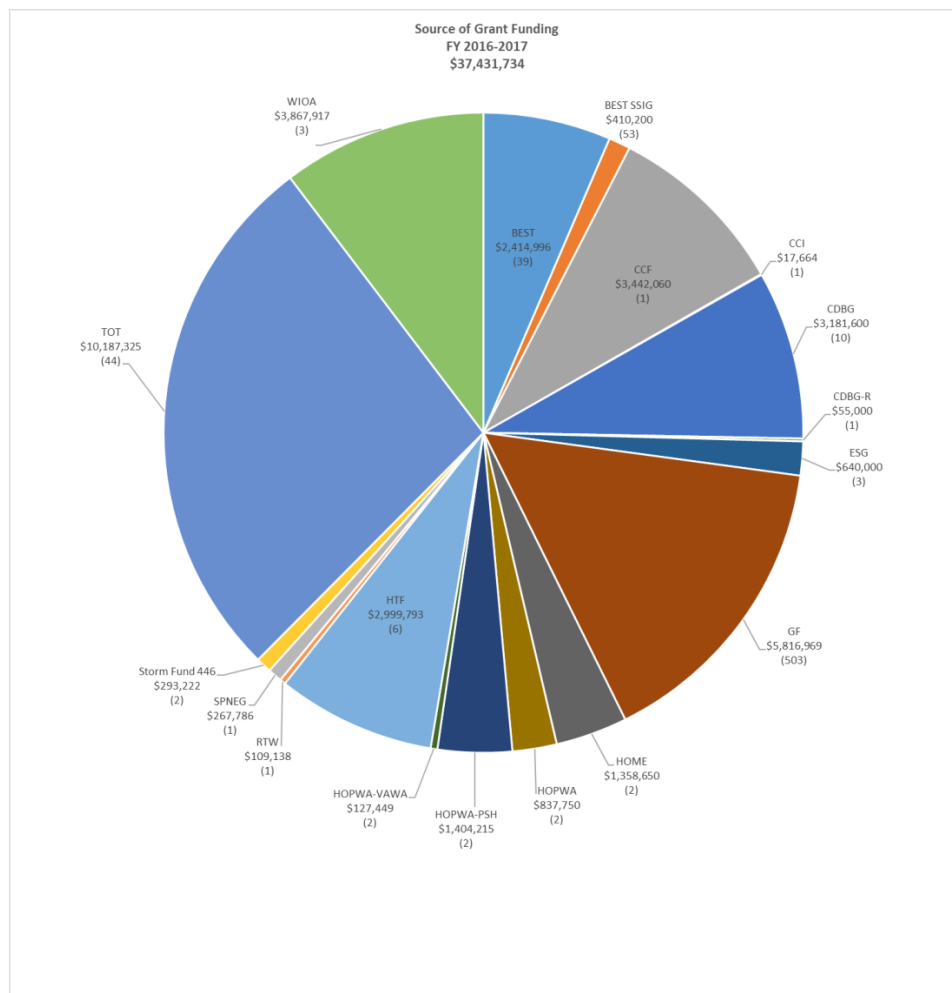


A full listing of CBOs and the amounts contributed by type of financial assistance are included in the Appendix.

Grant Funding

As of April 26, 2017, the City of San José awarded 676 grants totaling approximately \$37.4 million to 373 nonprofits to support a wide range of services, including housing, workforce development, cultural programs and services to underserved populations. Diagram 2 shows the sources of funds for these grants. In most cases, the funding sources are restricted for specific purposes with guidelines for use.

As of April 26, 2017, Safe Summer Initiative Grants (SSIG), have not yet been awarded for FY 2016-2017. Grant amounts in the chart below include 53 BEST SSIG grants totaling \$410,200 which were awarded in late FY 2015-2016.



The previous diagram includes the following funding sources:

BEST	Bringing Everyone's Strengths Together
BEST SSIG	Bringing Everyone's Strengths Together – Safe Summer Initiative Grant
CCF	Convention and Cultural Facilities
CDBG	Community Development Block Grant
CDBG- R	Community Development Block Grant – Recovery
ESG	Emergency Solutions Grant
GF	General Fund
HOME	Housing Rental Subsidy Program
HOPWA	Housing Opportunities for People with Aids
HOPWA- PSH	Housing Opportunities for People with Aids -Permanent Supportive Housing
HOPWA- VAWA	Housing Opportunities for People with Aids – Violence Against Women Act
HTF	Housing Trust Fund
RTW	Ready To Work Grant
SPNEG	Sector Partnership National Emergency Grant
Storm Fund 446	Storm Fund
TOT	Transient Occupancy Tax
WIOA	Workforce Innovation and Opportunity Act

Operations and Maintenance Agreements

For FY 2016-2017 approximately \$3.3 million has been allocated to 6 CBOs for operations and maintenance of City art and cultural facilities. The following table lists the nonprofits that have these agreements and the amount of General Funds allocated annually for this purpose.

Cultural Facility	Date of Agreement	Agreement Term (Years)	O & M Agreement General Fund Annual Allocation
San Jose Children’s Discovery Museum	June 1987	55 + 44 year renewal option	\$270,750
San José Museum of Art	June 1988	55	\$475,000
Hammer Theater Center (San Jose State University - College of Humanities and the Arts)	December 1, 2015	Through July 31, 2018	\$285,000

Tech Museum of Innovation	July 1994	55	\$1,049,750
History San José	April 1998	20 + 10 year renewal option	\$784,000
Mexican Heritage Plaza (School of Arts and Culture at MHP)	July, 2014	15 years	\$450,000
TOTAL			\$3,314,500

In-kind Support

As reported by the Departments, 3 CBOs received \$1,503,537 of in-kind contributions: Christmas in the Park, Inc., San Joe Police Activities League (PAL), and work2future Foundation. The largest recipient was the San Jose Police Activities League (PAL). Per PAL's Budget, the amount of in-kind staffing support from the Police Department for Fiscal Year 2016-2017 is \$973,653. The final amount of in-kind assistance to PAL may change as actual staffing patterns occur.

Below Market Leases

The City provided an additional \$4,233,662 in below market leases to 19 CBOs. The fair market value of City-owned properties was calculated and the annualized amount paid by the CBOs subtracted to get the amount of subsidization. The Below Market Lease amounts are as of March 11, 2011, except those to the Cultural Facilities, which are as of April 26, 2017.

Looking Ahead

The contract with the City's grants management system, WebGrants, expires on May 1, 2018. Staff intends to bring a recommendation to the City Council in early 2018 to extend the contract on an as-needed basis until the system is replaced through a separate competitive solicitation process. Currently, there is a multi-department effort to explore solutions that encompass both the grant management system and a contract management system. This system will be an efficient, automated system that provides rapid access to documents and information related to

HONORABLE MAYOR AND CITY COUNCIL

December 15, 2017

Subject: Annual Report of Funding to Community Based Organizations

Page 6

both contracts and grant agreements. It is anticipated that the system will include all the current capabilities of the WebGrants system, as well as tracking and managing contracts.

In addition, on May 24, 2017, the city-wide Grants Management Working Group conducted one of its periodic trainings in reading grantees' Audited Financial Statements and assisting grantees in completing their Financial Dashboard. The Dashboard is based on the data in the financial statements and gives a snapshot of the grantees' financial health. City grants management staff review the dashboards and compare the data to previous years to track the fiscal capacity of their grantees year to year. This ensures that the City's grants portfolio remains a responsible use of City funds to assist CBOs in their services to San José citizens.

/s/

JEFF RUSTER

Director of Strategic Partnerships

For questions, please contact Colleen Brennan, Economic Development at (408) 794-1139.

Attached: List of Grantees Receiving City Financial Assistance FY 2016-2017 through April 2017.

APPENDIX
 CBOs Receiving Financial Assistance 2016-2017
 Grants and O&M data is based on awarded amounts, and is as of 4/26/17
 In-kind data is as of 4/26/17
 Below Market Lease data is as of 3/11/11, except those to the Cultural Facilities, which are as of
 April 26, 2017.

The following chart includes all grants awarded using FY 2016-2017 funding. A separate chart listing the SSIG funded grants from FY 2015-2016 appears at the end of this chart.

Organization Name	Grants	O&M	In Kind	Lease Subsidy Amount	Total	Sources of Funds
Abhinaya Dance Company of San Jose	\$40,306				\$40,306	TOT
Abrazos & Books	\$1,100				\$1,100	GF
ACT for Mental Health	\$500			\$30,000	\$30,500	GF
African American Community Services Agency				\$87,961	\$87,961	GF
African American Heritage House, Inc	\$1,600				\$1,600	GF
Alameda Business Association	\$3,000				\$3,000	GF
ALearn	\$250				\$250	GF
Alma Neighborhood Association	\$1,600				\$1,600	GF
Almaden Hills United Methodist Church	\$1,500				\$1,500	GF
Almaden Valley Women's Club	\$2,500				\$2,500	GF
Alum Rock Counseling Center, Inc.	\$147,414				\$147,414	BEST
Alum Rock Educational Foundation	\$5,000				\$5,000	TOT
Alum Rock Santa Clara Street Business Association	\$1,500				\$1,500	GF
Alum Rock Union School District	\$1,000				\$1,000	GF

Organization Name	Grants	O&M	In Kind	Lease Subsidy Amount	Total	Sources of Funds
Alviso Post Office				\$33,543	\$33,543	GF
Alzheimers Association	\$2,500				\$2,500	GF
American Cancer Society, California Division, Inc.	\$2,750				\$2,750	GF
American GI Forum - San Jose Chapter				\$40,183	\$40,183	GF
Amigos De Guadalupe: Center for Justice and Empowerment	\$100,000				\$100,000	HTF
Arbuckle Neighborhood Association	\$1,600				\$1,600	GF
Arts Midwest	\$126,300				\$126,300	GF
Asian Americans for Community Involvement	\$40,500				\$40,500	GF
Assistance League of San Jose	\$1,000				\$1,000	GF
Association of Meadowfair Community	\$300				\$300	GF
Association of Vietnamese Elderly of the Bay Area	\$1,000				\$1,000	GF
Baker West Neighborhood Association	\$1,600				\$1,600	GF
Bay Area Glass Institute	\$64,558				\$64,558	TOT
Bay Area Older Adults	\$16,220				\$16,220	GF
Bay Area Tutoring Association	\$43,000				\$43,000	BEST
Berryessa Business Association	\$5,500				\$5,500	GF

Organization Name	Grants	O&M	In Kind	Lease Subsidy Amount	Total	Sources of Funds
Berryessa Citizen's Advisory Council	\$500				\$500	GF
Berryessa Education Foundation	\$500				\$500	GF
BESCA Booksin Elementary School Community Assoc.	\$1,000				\$1,000	GF
Bill Wilson Center	\$395,250				\$395,250	BEST, CDBG-R, ESG, GF
Blossom Valley Neighborhood Association	\$1,600				\$1,600	GF
Books for Treats	\$400				\$400	GF
Boys & Girls Clubs of Silicon Valley	\$1,000				\$1,000	GF
Breakout Prison Outreach dba California Youth Outreach	\$83,000				\$83,000	BEST
Breathe California of the Bay Area	\$25,000				\$25,000	GF
Buena Vista Neighborhood Association	\$1,600				\$1,600	GF
Burbank /Del Monte Neighborhood Advisory Committee	\$1,600				\$1,600	GF
California Trolley & Railroad Corporation				\$26,136	\$26,136	GF
Californians for Justice Education Fund	\$1,000				\$1,000	GF
Cambrian Park Little League	\$1,000				\$1,000	GF
Cambrian Park United Methodist Church	\$1,000				\$1,000	GF
Cambrian School District	\$1,000				\$1,000	GF

Organization Name	Grants	O&M	In Kind	Lease Subsidy Amount	Total	Sources of Funds
Campbell Union High School District	\$265				\$265	GF
Campbell Union School District	\$868				\$868	GF
Campus Community Association	\$1,750				\$1,750	GF
Capitol Goss Dobern Neighborhood Association	\$1,600				\$1,600	GF
Cashion Cultural Legacy	\$3,000				\$3,000	DOT
Cassell Neighborhood Association	\$1,600				\$1,600	GF
Catholic Charities of Santa Clara County	\$683,043				\$683,043	BEST, CDBG, GF
Center for Employment Training	\$150				\$150	GF
Center for Training and Careers	\$168,500				\$168,500	BEST, GF
Central Valley Coalition for Affordable Housing	\$300				\$300	GF
Children's Musical Theater San Jose	\$190,966				\$190,966	GF, TOT
Chinese Performing Artists of America, San Jose	\$58,538				\$58,538	TOT
Christmas in the Park, Inc.	\$2,500		\$245,760		\$248,260	GF
Cinequest, Inc.	\$140,150				\$140,150	GF, TOT
City Lights Theatre Company of San Jose	\$80,478				\$80,478	GF, TOT
City of San Jose for District 10	\$200				\$200	GF
City of San Jose for District 8	\$500				\$500	GF

Organization Name	Grants	O&M	In Kind	Lease Subsidy Amount	Total	Sources of Funds
Co So Thi Van Coi Nguon	\$1,500				\$1,500	GF
Cory Neighborhood Association	\$1,600				\$1,600	GF
Cottle to Lean Neighborhood Association	\$1,600				\$1,600	GF
County of Santa Clara	\$1,189,440				\$1,189,440	ESG, GF, HTF
Cupertino Union School District	\$1,896				\$1,896	GF
Department of Community Services & Workforce Development of The County of San Benito	\$37,750				\$37,750	HOPWA
Department of Veterans Affairs Palo Alto Health Care System	\$250				\$250	GF
Dien Hong Scholar Foundation	\$1,000				\$1,000	GF
Digital Clubhouse Network	\$2,450				\$2,450	GF
District 1 Leadership Group	\$1,600				\$1,600	GF
District 5 Leadership Group	\$500				\$500	GF
Dove Elementary School	\$100				\$100	GF
Downtown Streets Team	\$780,500				\$780,500	GF
Duong Lac Foundation	\$500				\$500	GF
East Santa Clara Street Revitalization Association, Inc.	\$5,500				\$5,500	GF
East Valley Family YMCA	\$200				\$200	GF

Organization Name	Grants	O&M	In Kind	Lease Subsidy Amount	Total	Sources of Funds
Eckerd Youth Services, formerly Henkels & McCoy Training Services	\$262,783				\$262,783	WIOA
Eden Housing	\$250				\$250	GF
Eden Neighborhood Association	\$1,600				\$1,600	GF
Edenvale/Great Oaks Plan Implementation Coalition	\$1,600				\$1,600	GF
Educational Empowerment	\$1,250				\$1,250	GF
Emotional Awareness Institute	\$25,000				\$25,000	GF
Empowering Our Community for Success	\$43,000				\$43,000	BEST
Erikson Neighborhood Association	\$1,600				\$1,600	GF
Escuela Xochitl Tonatiuh, Inc. dba Sunrise Middle School	\$250				\$250	GF
Ethiopian Community Services, Inc.	\$250				\$250	GF
Evergreen Business Association	\$1,000				\$1,000	GF
Evergreen School District	\$500				\$500	GF
Family and Children Services	\$83,250				\$83,250	BEST, GF
Far East Dragon Lion Dance Association Inc	\$500				\$500	GF
Far West Wheelchair Athletic Association	\$250				\$250	GF
Firebird Youth Chinese Orchestra	\$43,640				\$43,640	TOT
First Community Housing	\$100,000				\$100,000	HOME

Organization Name	Grants	O&M	In Kind	Lease Subsidy Amount	Total	Sources of Funds
Former Vietnamese Regional and Popular Foundation	\$300				\$300	GF
Freedom Inc.	\$5,000				\$5,000	GF
Fresh Approach	\$250				\$250	GF
Fresh Lifelines For Youth	\$117,800				\$117,800	BEST
Friends of Hue Foundation	\$6,000				\$6,000	GF, TOT
Friends of Levitt Pavilion San Jose	\$75,000				\$75,000	TOT
Friends of Santa Teresa Park	\$1,150				\$1,150	GF
Friends of the San Jose Rose Garden	\$500				\$500	GF
From The Streets To The Grave	\$53,000				\$53,000	BEST
Gardner Family Health Network				\$21,600	\$21,600	GF
Gardner Family Health Network, Inc.	\$1,000				\$1,000	GF
Gay Pride Celebration Committee of San Jose	\$1,600				\$1,600	GF
Girl Scouts of Northern California	\$69,490				\$69,490	BEST
Goodyear/Mastic Neighborhood Association	\$1,600				\$1,600	GF
Graystone Home & School Club	\$750				\$750	GF
Greater Opportunities for the Developmentally Disabled	\$750				\$750	GF
Green Foothills Foundation	\$500				\$500	GF

Organization Name	Grants	O&M	In Kind	Lease Subsidy Amount	Total	Sources of Funds
Guadalupe River Park Conservancy	\$500				\$500	GF
Guadalupe Washington Neighborhood Association	\$2,000				\$2,000	GF
Habelmos! Supporters of Gardner Academy	\$250				\$250	GF
Habitat for Humanity East Bay/Silicon Valley	\$250,000				\$250,000	CDBG
HABLA Friends of River Glen Elementary	\$1,900				\$1,900	GF
Hamann Park Neighborhood Association	\$1,600				\$1,600	GF
Happy Hollow Foundation	\$300				\$300	GF
Happy House	\$20,000				\$20,000	BEST
Healthier Kids Foundation Santa Clara County	\$1,750				\$1,750	GF
Hensley Neighborhood Association	\$1,400				\$1,400	GF
History San Jose	\$750	\$784,000		\$48,000	\$832,750	GF
HomeFirst Services of Santa Clara County	\$1,174,043				\$1,174,043	CDBG, GF, HTF
Housing Trust of Silicon Valley	\$500				\$500	GF
Hunger at Home	\$5,250				\$5,250	GF
Immigrant Resettlement & Cultural Center Inc.	\$750				\$750	GF
Indian Health Center of Santa Clara Valley	\$1,000				\$1,000	GF
International Children Assistance Network (ICAN)	\$2,700				\$2,700	GF
Involved Evergreen	\$6,000				\$6,000	GF

Organization Name	Grants	O&M	In Kind	Lease Subsidy Amount	Total	Sources of Funds
Iola Williams Senior Advisory Board	\$1,000				\$1,000	GF
Iranian Federated Women's Club	\$850				\$850	GF
Italian American Heritage Foundation	\$850				\$850	GF
Japantown Business Association (JBA)	\$5,000				\$5,000	GF
Japantown Neighborhood Association	\$1,600				\$1,600	GF
Joyner/Payne Youth Services Agency	\$4,000				\$4,000	GF
Kaisahan of San Jose Dance Company	\$31,325				\$31,325	TOT
Keith Kelley Club	\$500				\$500	GF
Kingdom Family Resources	\$1,370				\$1,370	GF
Kiwanis Club of Willow Glen Foundation	\$900				\$900	GF
Korean American Community Services, Inc (KACS)	\$25,000				\$25,000	GF
Latimer Home and School Club	\$250				\$250	HGF
Latino College Preparatory Academy	\$100				\$100	GF
Latinos United for a New America aka LUNA	\$500				\$500	GF
Laurelwood Elementary School	\$250				\$250	GF
Law Foundation of Silicon Valley	\$390,450				\$390,450	CDBG
League of Women Voters	\$150				\$150	GF
Legal Aid Society of Santa Clara	\$500				\$500	GF

Organization Name	Grants	O&M	In Kind	Lease Subsidy Amount	Total	Sources of Funds
Leigh High School - Performing Arts Parent Assoc. (PAPA)	\$250				\$250	GF
Leigh High School Home and School Club	\$900				\$900	GF
Leitz Home and School Club	\$500				\$500	GF
Loaves & Fishes Family Kitchen	\$125				\$125	GF
Los Alamitos Elementary School	\$500				\$500	GF
Los Paseos Neighborhood Association	\$1,600				\$1,600	GF
Loved Twice	\$500				\$500	GF
Luc Luong Si Quan Thu Duc	\$1,000				\$1,000	GF
Luna Park Arts Foundation	\$250				\$250	GF
Luna Park Business Association	\$5,000				\$5,000	GF
Lynhaven Neighborhood Association	\$1,600				\$1,600	GF
Madera/Horning Neighborhood Association	\$2,100				\$2,100	GF
March of Dimes	\$250				\$250	GF
Market/Almaden Neighborhood Association	\$250				\$250	GF
Markham Avenue Neighborhood Watch	\$1,600				\$1,600	GF
Martha's Kitchen	\$1,750				\$1,750	GF
Martin-Fontana Parks Association	\$1,000				\$1,000	GF

Organization Name	Grants	O&M	In Kind	Lease Subsidy Amount	Total	Sources of Funds
Mayfair NAC	\$1,600				\$1,600	GF
McKinley/Bonita Neighborhood Association	\$1,600				\$1,600	GF
McLaughlin Area Tenants	\$1,750				\$1,750	GF
McLaughlin Corridor Neighborhood Association	\$300				\$300	GF
Mexican Heritage Corporation	\$32,948			\$44,040	\$76,988	GF,TOT
Midtown Family Services	\$44,666				\$44,666	BEST
Millbrook Elementary PTA	\$250				\$250	GF
Moreland Educational Foundation	\$250				\$250	GF
Moreland School District	\$2,628				\$2,628	GF
Mount Pleasant Neighborhood Association	\$1,900				\$1,900	GF
Mountain Springs Homeowners Association	\$1,574				\$1,574	GF
Movimiento de Arte y Cultura Latino Americana	\$95,570				\$95,570	GF, TOT
Moving Mountains Center	\$750				\$750	GF
NAACP San Jose Silicon Valley	\$250				\$250	GF
National Alliance on Mental Health Illness	\$500				\$500	GF
NephCure Kidney International	\$250				\$250	GF
New Hope for Youth	\$289,662				\$289,662	BEST
Next Door Solutions to Domestic Violence	\$65,481				\$65,481	GF, HOPWA-VAWA

Organization Name	Grants	O&M	In Kind	Lease Subsidy Amount	Total	Sources of Funds
Noddin Home and School Club	\$500				\$500	GF
Nonprofit Finance Fund	\$5,000				\$5,000	TOT
North Willow Glen Neighborhood Association	\$1,600				\$1,600	GF
Oak Grove High School - ESUHSD	\$1,000				\$1,000	GF
Oak Grove Neighborhood association	\$1,535				\$1,535	GF
Oak Grove School District	\$632				\$632	GF
Olinder Neighborhood Association	\$1,600				\$1,600	GF
Opening Doors 2020	\$625				\$625	GF
Opera San Jose, Inc.	\$278,246				\$278,246	GF, TOT
Operation Freedom Paws	\$750				\$750	GF
Our City Forest	\$317,222			\$119,340	\$436,562	GF, Storm Fund 446
Pacifica Institute	\$1,500				\$1,500	GF
Park Pleasant NA	\$1,600				\$1,600	GF
PATH (People Assisting The Homeless)	\$260,000				\$260,000	ESG
Payne Home & School Club for Walk n 'Roll Program	\$500				\$500	GF
Plata Arroyo Neighborhood Association	\$2,425				\$2,425	GF
Playa Del Rey Neighborhood Association	\$1,600				\$1,600	GF
Police Amateur Athletic Foundation PAAF	\$250				\$250	GF

Organization Name	Grants	O&M	In Kind	Lease Subsidy Amount	Total	Sources of Funds
Portugese Heritage Society of California	\$250				\$250	GF
Portuguese Organization for Social Services & Opportunities (POSSO)	\$25,250				\$25,250	GF
Positive Alternative Recreation Teambuilding Impacting Program (P.A.R.T.I.)	\$2,000				\$2,000	GF
Primrose Neighborhood Assoc.	\$1,500				\$1,500	GF
Project Access	\$500				\$500	GF
Project MORE Foundation	\$125				\$125	GF
Project Sentinel	\$140,000			\$3,312	\$143,312	CDBG, GF, HTF
Project WeHOPE	\$350,000				\$350,000	HTF
Prospect High School PTSA	\$200				\$200	GF
Prospect Silicon Valley				\$204,996	\$204,996	GF
QNDN Association	\$500				\$500	GF
Queenhype	\$250				\$250	GF
Rebuilding Together Silicon Valley	\$750,000				\$750,000	CDBG
Roman Catholic Bishop of San Jose dba St. Francis of Assisi	\$500				\$500	GF
Rotary Club of San Jose	\$300				\$300	GF
Sacred Heart Community Service	\$250				\$250	GF
San Jose Chamber Orchestra	\$48,431				\$48,431	TOT

Organization Name	Grants	O&M	In Kind	Lease Subsidy Amount	Total	Sources of Funds
San Jose Children's Discovery Museum	\$230,233	\$270,750		\$720,000	\$1,220,983	GF, TOT
San Jose Community Media Access Corporation (CreaTV)	\$250				\$250	GF
San José Conservation Corps and Charter School				\$88,443	\$88,443	GF
San Jose Day Nursery	\$400				\$400	GF
San Jose District 3 Community Leadership Council	\$1,600				\$1,600	GF
San Jose Downtown Foundation	\$1,600				\$1,600	GF
San Jose Downtown Residents Association	\$1,600				\$1,600	GF
San Jose Dublin Sister City Program	\$3,500				\$3,500	GF
San Jose Evergreen community college Foundation	\$250				\$250	GF
San Jose Firefighters Burn Foundation	\$500				\$500	GF
San Jose Grail Family Services	\$7,500				\$7,500	BEST
San Jose Institute of Contemporary Art	\$83,602				\$83,602	GF, TOT
San Jose Jazz	\$234,824				\$234,824	BEST, GF, TOT
San José Job Corps				\$19,488	\$19,488	GF
San Jose Multicultural Artists Guild	\$24,768			\$8,760	\$33,528	GF, TOT
San Jose Museum of Art Association	\$285,191	\$475,000		\$1,217,970	\$1,978,161	GF, TOT

Organization Name	Grants	O&M	In Kind	Lease Subsidy Amount	Total	Sources of Funds
San Jose Museum of Quilts & Textiles	\$71,836				\$71,836	GF, TOT
San Jose Musical Theater	\$350				\$350	GF
San José Parents Participating Nursery School				\$43,200	\$43,200	GF
San Jose Parks Foundation	\$5,275				\$5,275	GF
San Jose Police Activities League			\$973,653		\$973,653	GF
San Jose Police Foundation	\$2,600				\$2,600	GF
San Jose Police Officers Association	\$400				\$400	GF
San Jose Project	\$500				\$500	GF
San Jose Public Library Foundation	\$150				\$150	GF
San Jose Puerto Rican Civil Club	\$500				\$500	GF
San Jose Pune Sister City Organization	\$4,150				\$4,150	TOT
San Jose Silicon Valley Chamber of Commerce	\$40,000				\$40,000	GF
San Jose Sports Authority (SJSA)	\$3,500				\$3,500	TOT
San Jose Stage Company	\$126,273				\$126,273	GF, TOT
San Jose State University - College of Humanities and the Arts		\$285,000			\$285,000	GF
San Jose State University Research Foundation	\$250,000				\$250,000	CDBG, GF, HTF
San Jose Streets Team	\$1,187,838				\$1,187,838	CDBG, GF, HTF
San Jose Symphonic Choir	\$22,740				\$22,740	TOT

Organization Name	Grants	O&M	In Kind	Lease Subsidy Amount	Total	Sources of Funds
San Jose Taiko Group, Inc	\$74,565				\$74,565	TOT
San Jose Unified School District	\$750				\$750	GF
San Jose Vet Center - Post 2412	\$1,500				\$1,500	GF
San Jose Youth Shakespeare	\$250				\$250	GF
San Jose Youth Symphony	\$91,354				\$91,354	TOT
San Jose-Okayama Sister Cities	\$500				\$500	GF
Sangam Arts	\$500				\$500	GF
SanJoseStock.com	\$5,000				\$5,000	TOT
Santa Clara Commission on the Status of Women	\$450				\$450	GF
Santa Clara County Alliance of Black Educators	\$700				\$700	GF
Santa Clara County Asian Law Alliance	\$2,250				\$2,250	GF
Santa Clara County Domestic Violence Council c/o Office of Women's Policy	\$500				\$500	GF
Santa Clara Valley Blind Center, Inc.	\$25,000				\$25,000	GF
Santa Clara Valley Science and Engineering Fair Association	\$1,650				\$1,650	GF
Santa Maria Urban Ministry	\$150				\$150	GF
Santa Teresa Little League	\$500				\$500	GF
Santa Visits Alviso Foundation	\$1,000				\$1,000	GF

Organization Name	Grants	O&M	In Kind	Lease Subsidy Amount	Total	Sources of Funds
Sartorette Home and School Club	\$500				\$500	GF
Schallenberger Home and School Association	\$1,500				\$1,500	GF
School of Arts and Culture at MHP	\$144,606	\$450,000			\$594,606	GF
Second Saturday Education & Culture Network	\$250				\$250	GF
Senior Adults Legal Assistance (SALA)	\$121,530				\$121,530	GF
Senter Monterey Neighborhood Association	\$1,600				\$1,600	GF
Seventrees Neighborhood Association	\$2,100				\$2,100	GF
Shasta Hanchett Park Neighborhood Association	\$1,225				\$1,225	GF
Sherman Oaks Neighborhood Association	\$1,600				\$1,600	GF
Shop With A Cop Foundation of Silicon Valley	\$750				\$750	GF
Silicon Valley Bicycle Coalition	\$500				\$500	GF
Silicon Valley Chamber of Commerce	\$3,500				\$3,500	GF
Silicon Valley Community Foundation	\$1,000				\$1,000	GF
Silicon Valley Creates	\$104,500				\$104,500	TOT
Silicon Valley De-Bug	\$250				\$250	GF
Silicon Valley Gay Men's Chorus	\$325				\$325	GF
Silicon Valley Korean American Federation	\$500				\$500	GF

Organization Name	Grants	O&M	In Kind	Lease Subsidy Amount	Total	Sources of Funds
Silicon Valley Shakespeare	\$26,834				\$26,834	TOT
Silver Oaks PTA	\$250				\$250	GF
Simply Good Works	\$500				\$500	GF
SJ Bike Party, Inc.	\$500				\$500	GF
Skoolcare	\$500				\$500	GF
SNI-Blackford NAC	\$1,600				\$1,600	GF
Somos Mayfair, Inc	\$150,500				\$150,500	CDBG, GF, HTF
South Dobern Neighborhood Association	\$1,600				\$1,600	GF
South University Neighborhood Association	\$1,600				\$1,600	GF
Spartan Keys Neighborhood Action Coalition (NAC)	\$500				\$500	GF
StandUp For Kids Silicon Valley	\$250				\$250	GF
Starting Arts	\$80,336				\$80,336	TOT
Steindorf Home and School Club	\$500				\$500	GF
Steinway Society-The Bay Area	\$19,285				\$19,285	TOT
Strawberry Park Neighborhood Association	\$1,500				\$1,500	GF
Stroke Awareness Foundation	\$1,000				\$1,000	GF
Sunday Friends Foundation	\$6,440				\$6,440	GF
Sunnyvale Community Services	\$500				\$500	GF

Organization Name	Grants	O&M	In Kind	Lease Subsidy Amount	Total	Sources of Funds
Symphony Silicon Valley	\$235,350				\$235,350	GF, TOT
Team San Jose	\$10,464,809				\$10,464,809	CCF, TOT
Teatro Vision de San Jose	\$1,750				\$1,750	GF
Teen Success, Inc.	\$38,000				\$38,000	BEST
The Alameda Business Association	\$5,000				\$5,000	GF
The Alessandra Foundation	\$1,000				\$1,000	GF
The Art of Yoga Project	\$48,500				\$48,500	BEST
The City Peace Project	\$250				\$250	GF
The Firehouse Community Development Corporation	\$268,000				\$268,000	BEST
The Health Trust	\$6,268,383				\$6,268,383	CDBG, GF, HOME, HOPWA, HOPWA-PSH, HOPWA-VAWA, HTF
The New Ballet School	\$250				\$250	GF
The Robby Paine Foundation	\$1,750				\$1,750	GF
The Tabard Theatre Company	\$66,839				\$66,839	TOT
The Tech Museum of Innovation	\$2,200	\$1,049,750		\$1,404,000	\$2,455,950	GF
The Tenacious Group	\$78,000				\$78,000	BEST
The Tower Foundation of San Jose State University	\$2,800				\$2,800	GF

Organization Name	Grants	O&M	In Kind	Lease Subsidy Amount	Total	Sources of Funds
The Vietnamese Voluntary Foundation, Inc. (VIVO)	\$147,050				\$147,050	GF
Thirteenth Street Neighborhood Advisory Committee	\$300				\$300	GF
Trung Tam Van Hoa Phat Giao Di Lac Inc.	\$500				\$500	GF
Turning Wheels for Kids	\$500				\$500	GF
Ujima Adult and Family Services	\$155,571				\$155,571	BEST
United Veterans Council of Santa Clara County	\$500				\$500	GF
Unity Care Group, Inc	\$25,000				\$25,000	BEST
Univerisity Neighborhoods Coalition	\$300				\$300	GF
University Neighborhoods Coalition	\$1,600				\$1,600	GF
Uplift Family Services	\$161,000				\$161,000	BEST
Valle Monte League	\$360				\$360	GF
Valley Medical Center Foundation	\$1,000				\$1,000	GF
Valley Palms Neighborhood Association	\$1,600				\$1,600	GF
Valley Verde	\$310				\$310	GF
Van Tho Lac Viet Organization	\$500				\$500	GF
Veterans Supportive Services Agency	\$500				\$500	GF

Organization Name	Grants	O&M	In Kind	Lease Subsidy Amount	Total	Sources of Funds
Vietnamese American Bar Association of Northern California	\$1,000				\$1,000	GF
Vivace Youth Chorus of San Jose	\$31,475				\$31,475	TOT
VMC Foundation	\$3,350				\$3,350	GF
Vovinam Viet-Vo-Dao of America	\$4,050				\$4,050	GF
Watkins Way Block Party	\$175				\$175	GF
West Evergreen Neighborhood Association	\$2,200				\$2,200	GF
West San Carlos Street Neighborhood Business Association, Inc.	\$5,000				\$5,000	GF
Westgate Village Neighborhood Association	\$1,600				\$1,600	GF
Willow Glen Business & Professional Association	\$2,000				\$2,000	GF
Willow Glen Elementary School - California Congress of Parents, Teachers, and Students, Inc.	\$7,500				\$7,500	GF
Willow Glen High School	\$25,000				\$25,000	GF
Willow Glen Middle School and High School Foundation	\$2,750				\$2,750	GF
Willow Glen National Junior Basketball League	\$1,000				\$1,000	GF
Willow Glen Neighborhood Association	\$1,600				\$1,600	GF

Organization Name	Grants	O&M	In Kind	Lease Subsidy Amount	Total	Sources of Funds
Winchester Business Association	\$5,000				\$5,000	GF
Winchester NAC	\$1,850				\$1,850	GF
Winchester Orchard Neighborhood Association	\$1,600				\$1,600	GF
work2future Foundation	\$5,244,638		\$284,124		\$5,528,762	CCI, GF, RTW, SPNEG, WIOA
YMCA, South Valley Branch	\$9,190				\$9,190	GF
Youth Connections Foundation of San Jose/Formerly Alum Rock Youth Center Advisory Committee	\$1,250			\$72,690	\$73,940	GF
Yu-Ai Kai/Japanese American Community Senior Service	\$25,000				\$25,000	GF
YWCA of Silicon Valley	\$1,175				\$1,175	GF
ZER01: The Art & Technology Network	\$99,892				\$99,892	TOT
Total	\$37,021,534	\$3,314,500	\$1,503,537	\$4,233,662	\$46,073,233	

2015-2016 Safe Summer Initiative Grants						
Organization	Grant				Total	Source of Funds
ACE Charter School	\$15,000				\$15,000	BEST SSIG
Alum Rock Counseling Center, Inc.	\$15,000				\$15,000	BEST SSIG
Bay Area Tutoring Association	\$15,000				\$15,000	BEST SSIG

Organization Name	Grants				Total	Source of Funds
Boys & Girls Clubs of Silicon Valley	\$17,000				\$17,000	BEST SSIG
Breakthrough Silicon Valley	\$15,000				\$15,000	BEST SSIG
CamCamp	\$7,500				\$7,500	BEST SSIG
Catholic Charities of Santa Clara County	\$16,000				\$16,000	BEST SSIG
City Year Inc	\$7,500				\$7,500	BEST SSIG
Community Arts & Support	\$15,000				\$15,000	BEST SSIG
Emotional Awareness Institute	\$7,500				\$7,500	BEST SSIG
Family and Children Services	\$17,000				\$17,000	BEST SSIG
Foothill Health Center	\$7,500				\$7,500	BEST SSIG
Franklin-McKinley School District	\$7,500				\$7,500	BEST SSIG
Fresh Lifelines For Youth	\$17,000				\$17,000	BEST SSIG
Girl Scouts of Northern California	\$12,700				\$12,700	BEST SSIG
Happy House	\$17,000				\$17,000	BEST SSIG
Kalanz Fashion Training INC.	\$15,000				\$15,000	BEST SSIG
Life Skills Training and Educational Programs	\$7,500				\$7,500	BEST SSIG
Lighthouse of Hope Counseling Center, Inc.	\$7,500				\$7,500	BEST SSIG
Movimiento de Arte y Cultura Latino Americana	\$8,500				\$8,500	BEST SSIG
Moving Mountains Center	\$15,000				\$15,000	BEST SSIG
New Hope for Youth	\$17,000				\$17,000	BEST SSIG

Organization Name	Grants				Total	Source of Funds
Professional Youth Institute	\$15,000				\$15,000	BEST SSIG
Project Access	\$17,000				\$17,000	BEST SSIG
Sacred Heart Community Service	\$7,500				\$7,500	BEST SSIG
San Jose Children's Discovery Museum	\$7,500				\$7,500	BEST SSIG
San Jose Jazz	\$16,000				\$16,000	BEST SSIG
San Jose State University Research Foundation	\$7,500				\$7,500	BEST SSIG
Santa Maria Urban Ministry	\$7,500				\$7,500	BEST SSIG
School of Arts and Culture at MHP	\$7,500				\$7,500	BEST SSIG
Silicon Valley Bicycle Coalition	\$7,500				\$7,500	BEST SSIG
The Firehouse Community Development Corporation	\$15,000				\$15,000	BEST SSIG
Third Street Community Center	\$7,500				\$7,500	BEST SSIG
United Youth Athletic Alliance	\$15,000				\$15,000	BEST SSIG
Total	\$410,200				\$410,200	