

Memorandum


TO: HONORABLE MAYOR
AND CITY COUNCIL

FROM: Jeff Ruster

**SUBJECT: 2017-2018 ANNUAL REPORT OF
FUNDING TO COMMUNITY
BASED ORGANIZATIONS**

DATE: July 25, 2018

Approved



Date

7-25-18

INFORMATION

BACKGROUND

This memorandum reports on the financial assistance provided by the City of San José for FY 2017-2018 to community based organizations (CBOs), and the key activities of the Nonprofit Strategic Engagement Platform (Nonprofit Platform).

The Nonprofit Platform was developed at the direction of City Council in 2010 to enhance the oversight and impact of City funding provided to CBOs. The focus of the Platform is interdepartmental consistency regarding the City's policies and procedures for contract preparation and administration. Other critical elements of the Nonprofit Platform are program and fiscal monitoring of CBO performance and overall financial condition, in order to comprehensively assess impact and ultimately inform City funding decisions in subsequent years.

One element of the Nonprofit Platform is the City's Grants Management Working Group that meets monthly to share best practices, exchange information relevant to grants, and support the departments in effectively administering and managing the City's grant programs. Each department that administers grant programs has one or more representatives in the Grants Management Working Group. As part of its diligence, the group reviews financial dashboards from organizations receiving over \$25,000 in financial assistance from the City. A comparison is made to previous dashboards to observe annual trends in the financial situation of the grantee.

Information in this report was collected from WebGrants, the City's automated grant management system. The Grants Management Working Group members are responsible for ensuring their department's data is correct and current in WebGrants. The WebGrants system allows for online posting of funding opportunities, submission of applications, evaluation and scoring of applications, and notification of awards. After a grant has been awarded, grantees can submit status reports and invoices through the system. The WebGrants database can be queried

to provide an open source of City grant related information. WebGrants is the technological underpinning of the City's grant management process.

Initially this memorandum was intended as a report on the activities, deliverables, and upcoming strategic focus of the Nonprofit Platform. As the audit responses have evolved into solid Citywide policies and procedures, the report has become a more quantitative analysis of total funding including not only grants but also operations and maintenance agreements (O&M), in-kind contributions, and below-market leases (BLM).

The information contained in this memorandum is for the period ending May 4, 2018. Beginning FY 2018-2019, this memo will be released every fall in order to capture the entire amount of CBO funding for the Fiscal Year.

ANALYSIS

As of May 4, 2018, the City has provided \$47,635,938 of combined financial assistance to nonprofits in the form of grants, operations and maintenance agreements (O&M), and in-kind support. In addition, \$4,822,128 was provided via below-market leases (BLM) (See Diagram 1). Financial assistance of all kinds to nonprofits has increased from \$28,807,706 in FY 2014-2015 to \$42,887,654 in FY 2017-2018, an increase of approximately \$14,000,000, as shown in Chart A on the following page. There was no single grant program that accounted for the increase in grant funding from approximately \$37,500,000 in FY 2016-2017 to approximately \$43,000,000 in FY 2017-2018. The majority of the increase is due to several new General Fund Housing grants supporting services to the homeless, food-insecure individuals, and community outreach. In addition, there was also an increase in the number of Transient Occupancy Tax funded grants, from 44 in FY 2016-2017 to 129 in FY 2017-2018.

Diagram 1

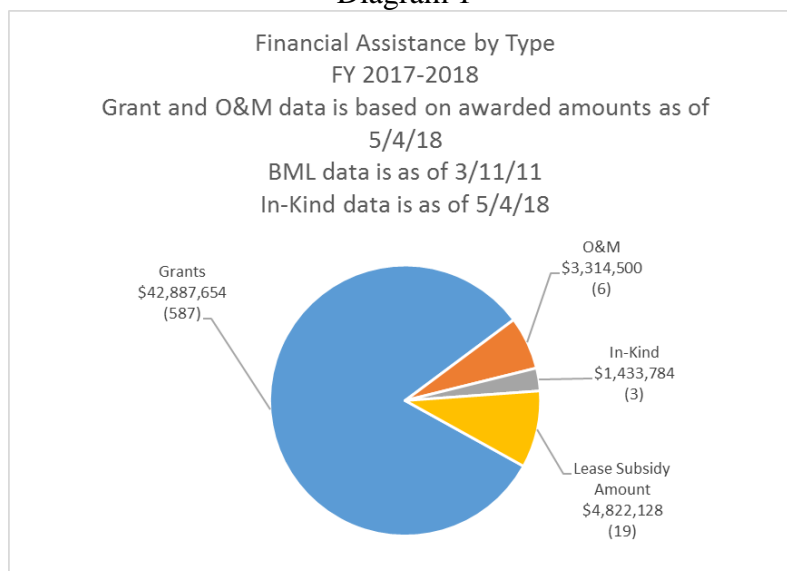
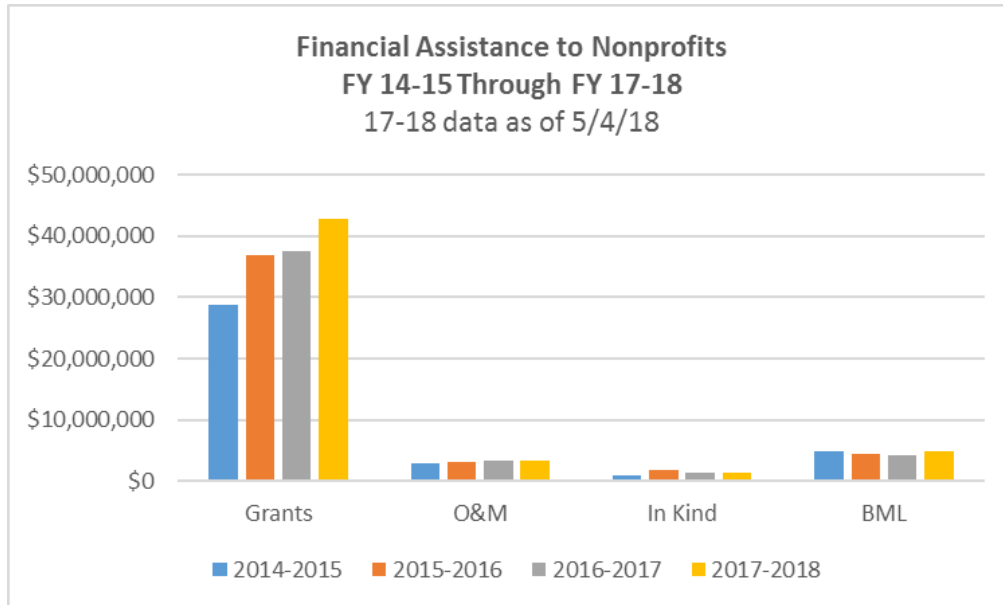


Chart A



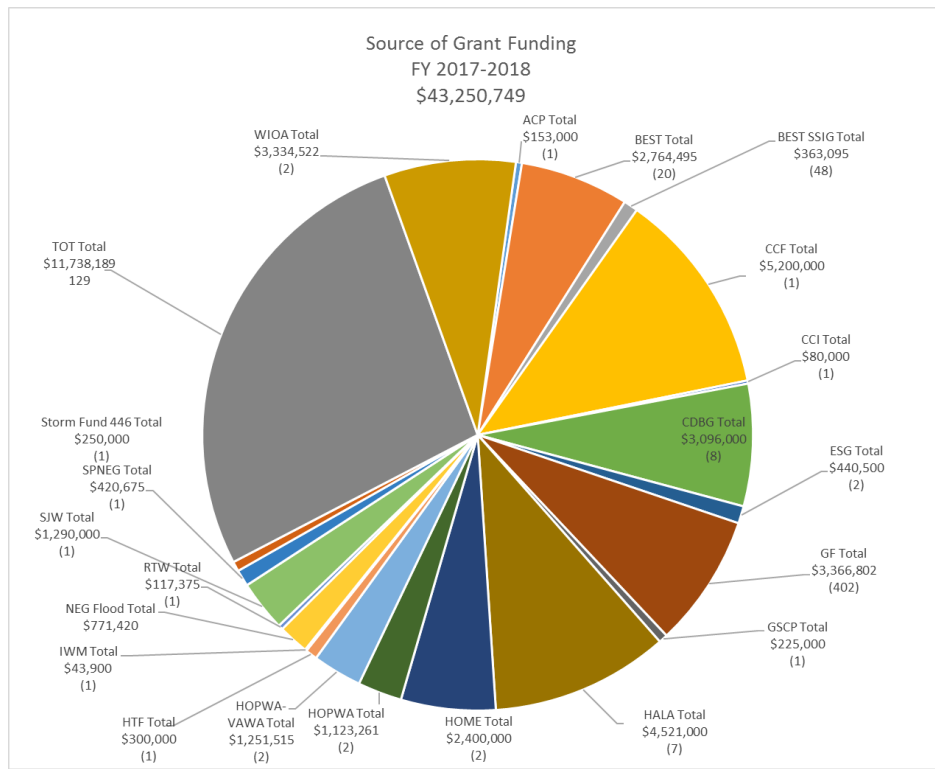
A full listing of CBOs and the amounts contributed by type of financial assistance are included in Appendix A.

Grant Funding

As of May 4, 2018, the City of San José awarded 635 grants totaling approximately \$43,000,000 to 311 nonprofits to support a wide range of services, including housing, workforce development, cultural programs, and services to underserved populations. Diagram 2, on the following page, shows the sources of funds for these grants. In most cases, the funding sources are restricted for specific purposes with guidelines for use.

It should be noted that in order to include all of the City's grant programs, the amount above includes Safe Summer Initiative Grants (SSIG) that were awarded in June of FY 2016-2017. There were 48 SSIG grants awarded in FY 2016-2017 to 37 nonprofits totaling \$363,095. In the future, releasing this memorandum in the fall of each year will provide a comprehensive report of all funding for the same fiscal year.

Diagram 2¹



The diagram above includes the following funding sources:

ACP	Arborist Consult/Permits	HOPWA	Housing Opportunities for People with Aids
BEST	Bringing Everyone's Strengths Together	HOPWA-VAWA	Housing Opportunities for People with Aids – Violence Against Women Act
BEST SSIG	Bringing Everyone's Strengths Together – Safe Summer Initiative Grant	HTF	Housing Trust Fund
CCI	Career Construction Initiative	IWM	National Emergency Grant- Flood Relief
CCF	Convention and Cultural Facilities	RTW	Ready To Work Grant
CDBG	Community Development Block Grant	SJW	San José Works
ESG	Emergency Solutions Grant	STIMP	Street Tree Inventory Management Plan
GF	General Fund	SPNEG	Sector Partnership National Emergency Grant
GSCP	Growth Sector Career Pathways	Storm Fund 446	Storm Fund
HALA	Housing Affordability & Livability Agenda	TOT	Transient Occupancy Tax
HOME	Housing Rental Subsidy Program	WIOA	Workforce Innovation and Opportunity Act

¹ Data as of 5/4/18. BEST SSIG is FY 2016-2017

Operations and Maintenance Agreements

For FY 2017-2018 approximately \$3,300,000 has been allocated to six CBOs for operations and maintenance of City art and cultural facilities. The following table lists the nonprofits that have these agreements and the amount of General Funds allocated annually for this purpose.

Cultural Facility	Date of Agreement	Agreement Term (Years)	O & M Agreement General Fund Annual Allocation
San Jose Children’s Discovery Museum	June 1987	55 + 44 year renewal option	\$270,750
San José Museum of Art	June 1988	55	\$475,000
Hammer Theater Center (San Jose State University - College of Humanities and the Arts)	December 1, 2015	Through July 31, 2018	\$285,000
Tech Museum of Innovation	July 1994	55	\$1,049,750
History San José	April 1998	20 + 10 year renewal option	\$784,000
Mexican Heritage Plaza (School of Arts and Culture at MHP)	July, 2014	15 years	\$450,000
TOTAL			\$3,314,500

In-Kind Support

As reported by the Departments, three CBOs received \$1,433,784 of in-kind contributions: Christmas in the Park, Inc., San Jose Police Activities League (PAL), and the work2future Foundation. The largest recipient was PAL. Per PAL’s Budget, the amount of in-kind staffing support from the Police Department for FY 2017-2018 was \$608,254. The final amount of in-kind assistance to PAL may change as actual staffing patterns occur.

July 25, 2018

Subject: 2017-2018 Annual Report of Funding to Community Based Organizations

Page 6

Below Market Leases

The City provided an additional \$4,822,128 in below market leases to 19 CBOs. The fair market value of City-owned properties was calculated and the annualized amount paid by the CBOs subtracted to get the amount of subsidization. The Below Market Lease amounts are as of March 11, 2011, except those to the Cultural Facilities, which are as of May 4, 2018.

The below market leases are managed by the Office of Economic Development (OED), the Department of Transportation, and Parks, Recreation, and Neighborhood Services. The Real Estate Services division of OED is currently in the process of implementing a new property leasing system that will support the leasing of facilities where the City is the landlord or is a tenant. The City Auditor has recommended that staff provide an annual report indicating the fair market value and fair market rent of all re-use facilities. The implementation of the new leasing system in the last quarter of calendar year 2018 will address the City Auditor's recommendations. The leasing system can also be used for facilities that are administered by other City departments.

LOOKING AHEAD

The City is in the process of procuring a contract lifecycle management system in conjunction with the purchase of an e-procurement system. The recommendation of award for this system has not yet gone to Council. The specifications for the e-procurement system incorporate a Contracts Lifecycle System and a Grants Management system. In the interim, on April 3, 2018, Council approved an extension of the term of the WebGrants agreement for one additional year, with options to extend for up to five additional years with the last option year ending on May 1, 2024. The options to extend will be used in the event that the award of the e-procurement system takes longer than expected or that the contract lifecycle management system does not meet the grant management requirements of the 2008 audit.

The Grants Management Working Group will continue to meet monthly to discuss issues impacting community based organizations and keep each other informed of upcoming grants.

/s/

JEFF RUSTER

Director of Strategic Partnerships,
City Manager's Office

For questions, please contact Colleen Brennan, Senior Analyst, Office of Economic Development, (408) 794-1139.

Attachment A: List of Grantees Receiving City Financial Assistance FY 2017-2018 through May 4, 2018

APPENDIX A
 CBOs Receiving Financial Assistance 2017-2018
 Grants and O&M data is based on awarded amounts, and is as of 5/4/18
 In-kind data is as of 5/4/18

Below Market Lease data is as of 3/11/11, except those to the Cultural Facilities, which are as of
 5/4/2018.

The following chart includes all grants awarded using FY 2017-2018 funding. A separate chart listing the SSIG funded grants from FY 2016-2017 appears at the end of this chart.

Organization Name	Grants	O&M	In-Kind	Lease Subsidy Amount	Total	Funding Sources
Abhinaya Dance Company of San José	\$42,250				\$42,250	TOT
Abode Services	\$250				\$250	GF
Abraham Lincoln High School Foundation	\$606				\$606	GF
ACT for Mental Health				\$29,988	\$29,988	GF
African American Community Services Agency	\$5,000			\$86,761	\$91,761	GF
African American Heritage House, Inc	\$700				\$700	GF
Aimusic School	\$58,637				\$58,637	TOT
Alameda Business Association	\$13,813				\$13,813	TOT
ALearn	\$2,500				\$2,500	GF
All Stars Helping Kids	\$1,000				\$1,000	GF
Alma Neighborhood Association	\$400				\$400	GF
Almaden Super Lions Charitable Foundation	\$200				\$200	GF
Almaden Valley Women's Club	\$23,469				\$23,469	GF, TOT
Alum Rock Counseling Center, Inc.	\$152,902				\$152,902	BEST

Organization Name	Grants	O&M	In-Kind	Lease Subsidy Amount	Total	Funding Sources
Alum Rock Educational Foundation	\$18,776				\$18,776	TOT
Alum Rock Neighborhood Association	\$500				\$500	GF
Alviso Post Office				\$33,543	\$33,543	GF
American Beethoven Society	\$13,470				\$13,470	TOT
American Cancer Society, California Division, Inc.	\$1,000				\$1,000	GF
American GI Forum of Santa Clara County				\$40,180	\$40,180	GF
Arab American Cultural Center of Silicon Valley	\$6,690				\$6,690	GF
Asian Americans for Community Involvement	\$63,750				\$63,750	GF
Asian Pacific American Leadership Institute APALI	\$1,000				\$1,000	GF
Assistance League of San José	\$3,500				\$3,500	GF
Association of Meadowfair Community	\$1,500				\$1,500	GF
Bay Area Cultural Connections	\$750				\$750	GF
Bay Area Glass Institute	\$73,663				\$73,663	TOT
Bay Area Tutoring Association	\$70,470				\$70,470	BEST
Bellarmino College Preparatory				\$73,703	\$73,703	GF
BESCA Booksin Elementary School Community Assoc.	\$1,000				\$1,000	GF
Bill Wilson Center	\$1,080,016				\$1,080,016	BEST, ESG, HALA

Organization Name	Grants	O&M	In-Kind	Lease Subsidy Amount	Total	Funding Sources
Blossom Valley Neighborhood Association	\$250				\$250	GF
Books Aloud, Inc.	\$89,613				\$89,613	GF
Books for Treats	\$400				\$400	GF
Boys & Girls Clubs of Silicon Valley	\$10,000				\$10,000	GF
Brahms/Edgeview Neighborhood Association	\$500				\$500	GF
Breathe California of the Bay Area	\$26,000				\$26,000	GF
Bret Harte Educational Association	\$500				\$500	GF
Building Peaceful Families	\$2,950				\$2,950	GF
Cadillac Winchester Neighborhood Association	\$500				\$500	GF
California Nevada District Exchange Clubs	\$1,350				\$1,350	GF
California Trolley & Railroad Corporation				\$26,136	\$26,136	GF
Cambodian American Resource Agency	\$9,576				\$9,576	TOT
Cambrian Educational Foundation	\$2,750				\$2,750	GF
Cambrian Park Kiwanis	\$1,000				\$1,000	GF
Cambrian School District	\$8,000				\$8,000	GF
Cambrian Symphony	\$250				\$250	GF
Caminar / Family and Children Services Division	\$86,040				\$86,040	BEST
Campbell Union School District	\$557				\$557	GF

Organization Name	Grants	O&M	In-Kind	Lease Subsidy Amount	Total	Funding Sources
Campus Community Association	\$16,632				\$16,632	TOT
Cancer Carepoint, Inc	\$1,000				\$1,000	GF
Carolyn Clark PTA	\$500				\$500	GF
Catholic Charities of Santa Clara County	\$557,451				\$557,451	GF, BEST
Center for Employment Training	\$3,500				\$3,500	GF
Center for Training and Careers	\$179,520				\$179,520	GF, BEST
Chamber Music Silicon Valley	\$4,480				\$4,480	TOT
Chavez Family Vision Inc.	\$500				\$500	GF
Children's Musical Theater San José	\$242,030				\$242,030	TOT
Children's Play House	\$370				\$370	GF
Chinese Performing Arts of America, San José	\$87,352				\$87,352	TOT
Christmas in the Park, Inc.	\$50,173		\$295,404		\$345,577	GF, TOT
Cinequest, Inc.	\$294,143				\$294,143	GF, TOT
City Lights Theatre Company of San José	\$93,725				\$93,725	GF, TOT
Code for America Labs, Inc	\$1,000				\$1,000	GF
College of Adaptive Arts	\$2,500				\$2,500	TOT
Connect2Better	\$500				\$500	GF
Cottle To Lean Neighborhood Association	\$275				\$275	GF
County of Santa Clara	\$1,160,500				\$1,160,500	HALA
Cupertino Union School District	\$250				\$250	GF

Organization Name	Grants	O&M	In-Kind	Lease Subsidy Amount	Total	Funding Sources
Dancing Sun Foundation	\$3,140				\$3,140	TOT
Department of Community Services & Workforce Development of The County of San Benito	\$50,000				\$50,000	HOPWA
Digital Clubhouse Network	\$250				\$250	GF
Downtown Streets Team	\$1,500,000				\$1,500,000	GF, CDBG
East Side Community Arts (Fiscally Sponsored by Alum Rock Educational Foundation)	\$7,584				\$7,584	TOT
East Side Union High School District	\$1,500				\$1,500	GF
East Side Youth Athletic Club, Inc	\$500				\$500	GF
Easterbrook Neighborhood Association	\$500				\$500	GF
Eden Church (Fiscal Agent for Trash Punx)	\$100				\$100	GF
Edenvale/Great Oaks Plan Implementation Coalition	\$500				\$500	GF
El Observador Foundation, Inc.	\$500				\$500	GF
Emotional Awareness Institute	\$25,000				\$25,000	GF
Empowering Our Community for Success	\$44,520				\$44,520	BEST
Ethiopian Community Services, Inc.	\$500				\$500	GF

Organization Name	Grants	O&M	In-Kind	Lease Subsidy Amount	Total	Funding Sources
Evergreen Elementary School District	\$500				\$500	GF
Evergreen School District	\$1,300				\$1,300	GF
Evergreen Valley Baptist Church	\$250				\$250	GF
Exhibition District	\$10,470				\$10,470	TOT
Far East Dragon Lion Dance Association Inc	\$500				\$500	GF
Far West Wheelchair Athletic Association	\$250				\$250	GF
Former Vietnamese Regional and Popular Foundation	\$600				\$600	GF
Fountain Blues Foundation	\$15,472				\$15,472	TOT
Fraternal Order of Police Lodge 52	\$750				\$750	GF
Fresh Lifelines For Youth	\$122,162				\$122,162	BEST
Friends of Hue Foundation	\$1,000				\$1,000	GF
Friends of the San José Rose Garden	\$625				\$625	GF
Gardner Family Health Network, Inc.				\$21,599	\$21,599	GF
Gardner Neighborhood Association	\$500				\$500	GF
Gay Pride Celebration Committee of San José	\$500				\$500	GF
Gilbert & Sullivan Society of San José	\$10,470				\$10,470	TOT
Girl Scouts of Northern California	\$72,017				\$72,017	BEST

Organization Name	Grants	O&M	In-Kind	Lease Subsidy Amount	Total	Funding Sources
Green Foothills Foundation	\$1,500				\$1,500	GF
Guadalupe Washington Neighborhood Association	\$500				\$500	GF
Habitat for Humanity East Bay/Silicon Valley	\$250,000				\$250,000	BEST
HABLA Friends of River Glen Elementary	\$500				\$500	GF
Hamann Park Neighborhood Association	\$241				\$241	GF
Happy Hollow Foundation	\$500				\$500	GF
Happy House	\$23,760				\$23,760	BEST
Hellyer-Christopher Neighborhood Association	\$200				\$200	GF
Herbert Hoover Middle PTSA	\$5,000				\$5,000	GF
Hispanic Foundation of Silicon Valley (HFSV)	\$5,000				\$5,000	GF
History San José	\$796,375	\$784,000		\$48,000	\$1,628,375	GF, TOT
HomeFirst Services of Santa Clara County	\$1,051,000				\$1,051,000	GF, HTF, CDBG
Housing Trust of Silicon Valley	\$250				\$250	GF
Hunger at Home	\$105,000				\$105,000	GF
India Community Center	\$5,000				\$5,000	TOT
International Children Assistance Network (ICAN)	\$14,920				\$14,920	GF, TOT
Iola Williams Senior Advisory Board	\$1,000				\$1,000	GF

Organization Name	Grants	O&M	In-Kind	Lease Subsidy Amount	Total	Funding Sources
Iranian Federated Women's Club	\$250				\$250	GF
Italian American Heritage Foundation	\$13,955				\$13,955	TOT
Jaliya	\$500				\$500	GF
Japanese American Museum of San José	\$750				\$750	GF
Joint Venture: Silicon Valley Network	\$2,500				\$2,500	TOT
Joyner/Payne Youth Service Agency	\$500				\$500	ESG
Kaisahan of San José Dance Company	\$32,668				\$32,668	TOT
Kingdom Family Resources	\$500				\$500	GF
Kiwanis Club of West San José Foundation	\$500				\$500	GF
Korean American Community Services, Inc (KACS)	\$46,000				\$46,000	GF
La Raza Historical Society	\$1,500				\$1,500	GF
Latimer Home and School Club	\$200				\$200	GF
Latino Alumni Network of the San José State University Alumni Association	\$650				\$650	GF
Laurelwood Elementary School	\$500				\$500	GF
Law Foundation of Silicon Valley	\$401,000				\$401,000	GF, CDBG
Leigh High School - Performing Arts Parent Assoc. (PAPA)	\$500				\$500	GF

Organization Name	Grants	O&M	In-Kind	Lease Subsidy Amount	Total	Funding Sources
Leitz Home and School Club	\$500				\$500	GF
Leland High School	\$500				\$500	GF
Lincoln Glen Little League	\$300				\$300	GF
Little Branham Rosswood Neighborhood Association	\$500				\$500	GF
Los Paseos Neighborhood Association	\$500				\$500	GF
Luna Park Arts Foundation	\$5,250				\$5,250	GF, TOT
Luther Burbank School District	\$250				\$250	GF
Martin-Fontana Parks Association	\$500				\$500	GF
McLaughlin Area Tenants	\$1,500				\$1,500	GF
McLaughlin Corridor Neighborhood Association	\$225				\$225	GF
Media Poetry Studio	\$8,711				\$8,711	TOT
Mexican Heritage Corporation	\$14,220				\$14,220	TOT
Midtown Family Services	\$48,000				\$48,000	BEST
Moreland School District	\$2,096				\$2,096	GF
Morgan Autism Center	\$200				\$200	GF
Mothers Out Front	\$1,000				\$1,000	GF
Mount Pleasant Neighborhood Association	\$500				\$500	GF
Mount Pleasant School District	\$500				\$500	GF
Movimiento de Arte y Cultura Latino Americana	\$147,936				\$147,936	GF, TOT

Organization Name	Grants	O&M	In-Kind	Lease Subsidy Amount	Total	Funding Sources
NAACP San José Silicon Valley	\$500				\$500	GF
NAMI of Santa Clara County	\$500				\$500	GF
National Hispanic Organization of Real Estate Associates	\$500				\$500	GF
New Hope for Youth	\$364,415				\$364,415	BEST
Next Door Solutions to Domestic Violence	\$1,063,800				\$1,063,800	GF, HOPWA-VAWA
Nikkei Matsuri, Inc	\$5,477				\$5,477	TOT
Noddin Home and School Club	\$500				\$500	GF
Norcal Academy of Performing Arts	\$500				\$500	GF
Northern California Chinese Chorus Alliance	\$7,485				\$7,485	TOT
Northside Theatre Council	\$11,970				\$11,970	TOT
Oak Grove Neighborhood Association	\$700				\$700	GF
Oak Grove School District	\$500				\$500	TR
Opera Cultura	\$18,970				\$18,970	GF, TOT
Opera San José, Inc.	\$291,278				\$291,278	GF, TOT
Our City Forest	\$403,000				\$403,000	ACP, Storm Fund 446
Parkview Elementary School	\$657				\$657	GF
PATH (People Assisting The Homeless)	\$535,000				\$535,000	HALA
Payne Home & School Club for Walk n 'Roll Program	\$500				\$500	GF

Organization Name	Grants	O&M	In-Kind	Lease Subsidy Amount	Total	Funding Sources
People Acting in Community Together (PACT)	\$2,500				\$2,500	GF
Portugese Heritage Society of California	\$10,250				\$10,250	GF, TOT
Portuguese Organization for Social Services & Opportunities (POSSO)	\$121,000				\$121,000	CDBG
Positive Alternative Recreation Teambuilding Impacting Program (P.A.R.T.I.)	\$12,870				\$12,870	GF, TOT
Preservation Action Council of San José	\$1,250				\$1,250	GF
Project Access	\$750				\$750	GF
Project Sentinel					\$3,312	GF
Prospect Silicon Valley				\$204,996	\$204,996	GF
Rancho Santa Teresa Swim & Racquet Club	\$500				\$500	GF
Rebuilding Together Silicon Valley	\$1,001,500				\$1,001,500	GF, CDBG
Recovery Cafe San José	\$150				\$150	GF
Resource Area for Teaching	\$43,900				\$43,900	IWM
Rocketship Education - Fuerza Community Prep	\$1,000				\$1,000	GF
Rocksprings Neighborhood Association	\$1,000				\$1,000	GF
Rotacare Bay Area, Inc	\$500				\$500	GF
Rotary Club of San José	\$17,222				\$17,222	GF, TOT

Organization Name	Grants	O&M	In-Kind	Lease Subsidy Amount	Total	Funding Sources
Sabor Del Valle	\$1,000				\$1,000	GF
San José Center for Poetry and Literature	\$16,414				\$16,414	TOT
San José Chamber Music Society	\$13,470				\$13,470	TOT
San José Chamber Orchestra	\$59,820				\$59,820	TOT
San José Children's Discovery Museum	\$238,544	\$270,750		\$720,000	\$1,229,294	GF, TOT
San José Choral Project	\$10,470				\$10,470	TOT
San José Community Media Access Corporation (CreaTV)	\$8,000				\$8,000	TOT
San José Conservation Corps	\$2,000			\$88,431	\$90,431	GF
San José Day Nursery	\$1,250				\$1,250	GF
San José Downtown Association	\$94,738				\$94,738	TOT
San José Downtown Foundation	\$16,020				\$16,020	GF, TOT
San José Firefighters Burn Foundation	\$500				\$500	GF
San José Firefighters Local 230	\$500				\$500	GF
San José Grail Family Services	\$1,250				\$1,250	GF
San José High School Bulldog Foundaiton	\$650				\$650	GF
San José Institute of Contemporary Art	\$103,424				\$103,424	GF, TOT
San José International Piano Competition	\$11,970				\$11,970	TOT
San José Jazz	\$375,847				\$375,847	BEST, TOT

Organization Name	Grants	O&M	In-Kind	Lease Subsidy Amount	Total	Funding Sources
San José Job Corps				\$19,488	\$19,488	GF
San José Multicultural Artists Guild	\$25,167			\$7,188	\$32,355	GF, TOT
San José Museum of Art Association	\$335,108	\$475,000		\$1,217,970	\$2,028,078	GF, TOT
San José Museum of Quilts & Textiles	\$87,908				\$87,908	TOT
San José Parent Participating Nursery School				\$43,200	\$43,200	GF
San José Parks Foundation	\$11,000				\$11,000	GF
San José Police Activities League			\$608,254		\$608,254	GF
San José Police Officers' Association Charitable Foundation	\$500				\$500	GF
San José Public Library- Berryessa Gift Trust Fund	\$200				\$200	GF
San José Public Library Foundation	\$4,600				\$4,600	GF
San José Stage Company	\$160,919				\$160,919	GF, TOT
San José State University - College of Humanities and the Arts		\$285,000			\$285,000	GF
San José State University Research Foundation	\$185,470				\$185,470	GF, TOT, CDBG
San José Symphonic Choir	\$21,883				\$21,883	TOT
San José Taiko Group, Inc	\$113,239				\$113,239	GF, TOT
San José Unified School District	\$1,000				\$1,000	GF
San José Youth Ballet	\$700				\$700	GF

Organization Name	Grants	O&M	In-Kind	Lease Subsidy Amount	Total	Funding Sources
San José Youth Shakespeare	\$9,975				\$9,975	TOT
San José Youth Symphony	\$82,281				\$82,281	TOT
Sangam Arts	\$500				\$500	GF
Santa Clara Commission on the Status of Women	\$4,500				\$4,500	GF
Santa Clara County Asian Law Alliance	\$4,750				\$4,750	GF
Santa Clara County Creeks Coalition	\$500				\$500	GF
Santa Clara Valley Audubon Society	\$500				\$500	GF
Santa Clara Valley Blind Center, Inc.	\$26,250				\$26,250	GF
Santa Clara Valley Performing Arts Association	\$11,970				\$11,970	TOT
Santa Visits Alviso Foundation	\$1,500				\$1,500	GF
Sartorette Home and School Club	\$500				\$500	GF
Schallenberger Home and School Association	\$3,500				\$3,500	GF
School of Arts and Culture at MHP	\$177,286	\$450,000		\$680,955	\$1,308,241	GF, TOT
Senior Adults Legal Assistance (SALA)	\$137,000				\$137,000	GF
Services, Immigrant Rights and Education Network	\$1,750				\$1,750	GF
Seven Trees Neighborhood Association	\$1,000				\$1,000	GF
Shasta Hanchett Park Neighborhood Association	\$1,300				\$1,300	GF
Shop With A Cop Foundation of Silicon Valley	\$2,750				\$2,750	GF

Organization Name	Grants	O&M	In-Kind	Lease Subsidy Amount	Total	Funding Sources
Sierra Club - Loma Prieta Chapter	\$4,000				\$4,000	GF
Silicon Valley African Film Festival (SVAFF)	\$20,472				\$20,472	GF, TOT
Silicon Valley Bicycle Coalition	\$1,400				\$1,400	GF
Silicon Valley Black Chamber of Commerce	\$500				\$500	GF
Silicon Valley Chamber of Commerce	\$500				\$500	GF
Silicon Valley Creates	\$32,355				\$32,355	GF, TOT
Silicon Valley Crime Stopper	\$1,000				\$1,000	GF
Silicon Valley De-Bug	\$500				\$500	GF
Silicon Valley Jewish Film Festival	\$12,438				\$12,438	TOT
Silicon Valley Monterey Bay Council of Boy Scouts of America	\$500				\$500	GF
Silicon Valley Shakespeare	\$28,683				\$28,683	TOT
Silver Oaks Elementary School - Parent Teacher Organization	\$500				\$500	GF
Simply Good Works	\$600				\$600	GF
SJ Bike Party, Inc.	\$500				\$500	GF
sjDANCEco	\$28,735				\$28,735	TOT
Somos Mayfair, Inc	\$151,000				\$151,000	GF
South Bay Church (Fiscal for Trash Punx)	\$1,000				\$1,000	GF
South Bay Guitar Society of San José	\$17,970				\$17,970	TOT
Special Olympics Northern California	\$200				\$200	GF
Starting Arts	\$92,262				\$92,262	TOT

Organization Name	Grants	O&M	In-Kind	Lease Subsidy Amount	Total	Funding Sources
Steindorf Home and School Club	\$500				\$500	GF
Steinway Society-The Bay Area	\$19,588				\$19,588	TOT
Symphony Silicon Valley	\$242,327				\$242,327	TOT
Team San José	\$12,655,450				\$12,655,450	CCF, TOT
Teatro Vision de San José	\$23,710				\$23,710	GF, TOT
Teen Success, Inc.	\$62,430				\$62,430	BEST
The Art of Yoga Project	\$50,229				\$50,229	BEST
The Firehouse Community Development Corporation	\$282,120				\$282,120	BEST
The Future Talent of Silicon Valley DBA The First Tee of Silicon Valley	\$1,000				\$1,000	GF
The Health Trust	\$6,418,176				\$6,418,176	GF, CDBG, HOPWA, HOPWA-VAWA, HALA, HOME
The New Ballet School	\$18,470				\$18,470	TOT
The Tabard Theatre Company	\$71,644				\$71,644	TOT
The Tech Museum of Innovation	\$8,000	\$1,049,750		\$1,404,000	\$2,461,750	GF
The Tenacious Group	\$80,850				\$80,850	BEST
The Tower Foundation of San José State University	\$4,000				\$4,000	GF
The Trash Punx	\$300				\$300	GF
The Vietnamese Voluntary Foundation, Inc. (VIVO)	\$3,819				\$3,819	TOT
TransForm	\$500				\$500	GF

Organization Name	Grants	O&M	In-Kind	Lease Subsidy Amount	Total	Funding Sources
Turning Wheels for Kids	\$250				\$250	GF
Ujima Adult and Family Services	\$161,369				\$161,369	BEST
Union School District	\$500				\$500	GF
United Veterans Council of Santa Clara County	\$10,571				\$10,571	TOT
Univerisity Neighborhoods Coalition	\$250				\$250	GF
Uplift Family Services	\$167,004				\$167,004	BEST
Valle Vista PTA	\$500				\$500	GF
Valley Medical Center Foundation	\$1,000				\$1,000	GF
Veggielution	\$3,879				\$3,879	TOT
Veterans Supportive Services Agency	\$650				\$650	GF
Vietnamese American Bar Association of Northern California Law Foundation	\$250				\$250	GF
Vietnamese American Roundtable	\$3,000				\$3,000	GF
Villages Music Society	\$1,000				\$1,000	GF
Vivace Youth Chorus of San José	\$39,874				\$39,874	TOT
Vovinam Viet-Vo-Dao of America	\$1,200				\$1,200	GF
Watkins Way Block Party	\$203				\$203	GF
We and Our Neighbors	\$1,000				\$1,000	GF
Willow Glen Business & Professional Association	\$21,989				\$21,989	TOT

Organization Name	Grants	O&M	In-Kind	Lease Subsidy Amount	Total	Funding Sources
Willow Glen Kiwanis Foundation	\$1,000				\$1,000	GF
Willow Glen Little League	\$300				\$300	GF
Willow Glen Middle School - California Congress of Parents, Teachers, and Students, Inc.	\$1,500				\$1,500	GF
Willow Glen Middle School and High School Foundation	\$3,000				\$3,000	GF
Willow Glen Performing Arts Booster	\$5,000				\$5,000	GF
Winchester Orchestra	\$8,725				\$8,725	TOT
Woodbridge Home Owners Association	\$500				\$500	GF
work2future Foundation	\$6,238,992		\$530,126		\$6,769,118	WIOA, CCI, RTW, GSCP, SPNEG, NEG Flood, SJW
Working Partnerships, USA	\$6,000				\$6,000	GF
Works/San José	\$8,725				\$8,725	GF
YMCA of Silicon Valley	\$2,000				\$2,000	GF
YMCA, South Valley Branch	\$10,000				\$10,000	GF
Youth Connections Foundation of San José/Formerly Alum Rock Youth Center Advisory Committee	\$3,350				\$3,350	GF

Organization Name	Grants	O&M	In-Kind	Lease Subsidy Amount	Total	Funding Sources
Yu-Ai Kai/Japanese American Community Senior Service	\$46,000			\$72,678	\$118,678	GF
YWCA of Silicon Valley	\$10,700				\$10,700	GF
ZER01: The Art & Technology Network	\$54,313				\$54,313	TOT
Grand Total	\$42,887,654	\$3,314,500	\$1,433,784	\$4,818,816	\$52,458,066	

SSIG GRANTS

Organization Name	Grants				Total	Funding Source
Andrew Hill High	\$8,500				\$8,500	BEST SSIG
Bay Area Tutoring Association	\$15,000				\$15,000	BEST SSIG
Bill Wilson Center	\$15,000				\$15,000	BEST SSIG
Breakthrough Silicon Valley	\$7,500				\$7,500	BEST SSIG
Californians for Justice Education Fund	\$8,500				\$8,500	BEST SSIG
CamCamp	\$7,500				\$7,500	BEST SSIG
Catholic Charities of Santa Clara County	\$8,500				\$8,500	BEST SSIG
Center for Training and Careers	\$7,500				\$7,500	BEST SSIG
Chains Broken	\$15,000				\$15,000	BEST SSIG
City Year Inc	\$7,500				\$7,500	BEST SSIG
Emotional Awareness Institute	\$5,695				\$5,695	BEST SSIG
Empowering our community for success	\$8,500				\$8,500	BEST SSIG
Escuela Xochitl Tonatiuh, Inc. dba Sunrise Middle School	\$7,500				\$7,500	BEST SSIG
Family Supportive Housing, Inc.	\$8,500				\$8,500	BEST SSIG
Foothill Health Center	\$15,000				\$15,000	BEST SSIG
Fresh Lifelines For Youth	\$17,000				\$17,000	BEST SSIG
Girl Scouts of Northern California	\$7,500				\$7,500	BEST SSIG
Happy House	\$7,500				\$7,500	BEST SSIG
Life Skills Training and Educational Programs	\$7,500				\$7,500	BEST SSIG
Lifestyle Changes for Obesity	\$14,400				\$14,400	BEST SSIG

Organization Name	Grants				Total	Funding Source
Midtown Family Services	\$15,000				\$15,000	BEST SSIG
Movimiento de Arte y Cultura Latino Americana	\$8,500				\$8,500	BEST SSIG
NextHitz Youth	\$15,000				\$15,000	BEST SSIG
Project Access	\$15,000				\$15,000	BEST SSIG
Sacred Heart Community Service	\$7,500				\$7,500	BEST SSIG
San Jose Children's Discovery Museum	\$7,500				\$7,500	BEST SSIG
San Jose Grail Family Services	\$7,500				\$7,500	BEST SSIG
San Jose Jazz	\$15,000				\$15,000	BEST SSIG
Santa Maria Urban Ministry	\$7,500				\$7,500	BEST SSIG
School of Arts and Culture at MHP	\$7,500				\$7,500	BEST SSIG
Silicon Valley Children's Fund	\$7,500				\$7,500	BEST SSIG
Silicon Valley FACES	\$7,500				\$7,500	BEST SSIG
Silicon Valley Urban Debate League	\$4,000				\$4,000	BEST SSIG
South Bay Teen Challenge	\$7,500				\$7,500	BEST SSIG
The Firehouse Community Development Corporation	\$16,000				\$16,000	BEST SSIG
The Vietnamese Voluntary Foundation, Inc. (VIVO)	\$7,500				\$7,500	BEST SSIG
Third Street Community Center	\$7,500				\$7,500	BEST SSIG
SSIG Total	\$363,095				\$363,095	