

## CITY AUDITOR

The mission of the San José City Auditor's Office is to independently assess and report on City operations and services.

## CITY AUDITOR

The City Auditor’s Office conducts performance audits that identify ways to increase the economy, efficiency, effectiveness, and accountability of City government and provide independent, reliable, accurate, and timely information to the City Council and other stakeholders. The Office also oversees a variety of external audits including the Comprehensive Annual Financial Report (CAFR) and the Single Audit.

The City Auditor’s [annual work plan](#) is posted online, along with copies of all issued audit reports and the semi-annual recommendation status reports.

The Office’s operating budget totaled \$2.5 million\* in 2016-17. Staffing remained at 15 positions; this was 3 positions less than 10 years ago.

In 2016-17, the City Auditor's Office identified \$3.2 million in monetary benefits from its audit recommendations, or \$1.28 in savings for every \$1 spent on audit costs in 2016-17 (target: \$4 to \$1). Identified monetary benefits vary from year to year based on the types of audits that are conducted.

\*In addition to expenditures paid out of its operating budget, the City Auditor’s Office was also responsible for \$307,000 in actual Citywide expenses in 2016-17 for the annual financial audit and the grant compliance single audit.

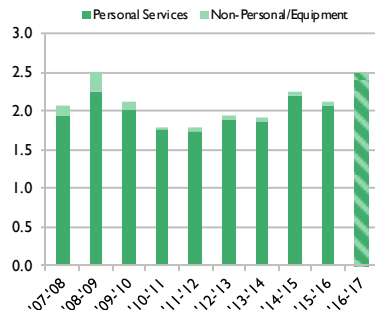
### KEY FACTS (2016-17)

Number of audit reports issued	15
Number of audit recommendations adopted	57
Number of audit reports per auditor	1.3
Ratio of identified monetary benefits to audit cost	\$1.28 to \$1
Percent of approved work plan completed or substantially completed during the fiscal year	58%

#### Subject area audits issued in 2016-17 include:

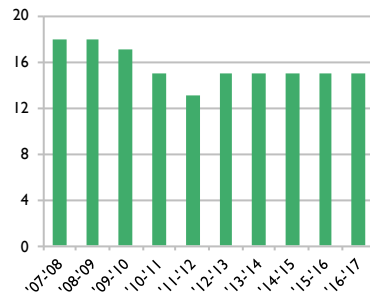
- Police Overtime
- Status of City Clerk Audit Recommendations
- Apartment Rent Ordinance
- Annual Performance Audit of Team San Jose FY 2015-16
- Mobile Devices
- Annual Report on City Services FY 2015-16
- Our City Forest
- Office of Equality Assurance

**City Auditor Operating Expenditures (\$millions)**

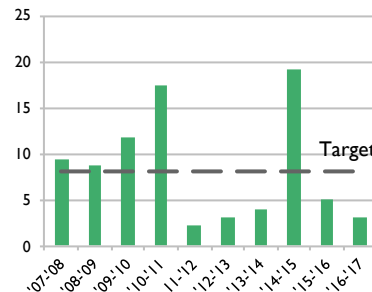


\*Note: 2016-17 is adopted budget data. All other years are actual expenses.

**City Auditor Authorized Positions**



**Identified Monetary Benefits (\$millions)**



**Audit Recommendation Implementation (Cumulative Over 10 Years)**

