

CITY OF SAN JOSE

2023-2024 ADOPTED OPERATING BUDGET

SAN JOSE AT A GLANCE

STRATEGIC LOCATION

Situated between the Diablo and Santa Cruz mountain ranges, San José encompasses approximately 181 square miles at the southern tip of the San Francisco Bay. San José's central location between San Francisco to the north and Monterey/Carmel to the south makes the "Capital of Silicon Valley" a gateway to adventures throughout California.

With a population of roughly one million, San José is the 12th largest city in the nation.¹ Roughly 1.9 million people reside in Santa Clara County, of which San José is the county seat.

HISTORY

In November 1777, El Pueblo San José de Guadalupe became the first civil settlement in California. The settlement was mostly occupied by the Ohlone Indians along the Guadalupe River and Spanish settlers. At that time, San José was a farming community cultivating a number of different crops, which served the military communities in San Francisco and Monterey. In 1850, San José became the first capital of California, but this honor remained for only two years due to flooding in downtown and the lack of hotel capacity. Furthering San José's difficulties, the city was plagued with floods, earthquakes, and fires in the early 1900s. However, over the next century, San José experienced one of the most significant economic changes in California history, transforming from an agricultural community to what is known today as the "Capital of Silicon Valley."



QUALITY OF LIFE

San José's quality of life is unsurpassed. With an average of 300 days of sunshine per year and temperature averages varying from 50 degrees in January to 70 degrees in July, those living and working in San José can enjoy the city's many attractions, cultural and performing arts, sports and recreation opportunities, and year-round festivals and celebrations. San José has received accolades from The Milken Institute, Forbes, The Atlantic, and other national media as the place to live and do business.

CULTURAL AND ETHNIC DIVERSITY

Diversity is a hallmark of San José; a city proud of the cultural and ethnic diversity of its population and workforce and the rich cultural identity of its many neighborhoods. City residents speak more than 50 different languages. A full 40% of San José residents were born in a country outside the US, including 52% of adult residents over the age of 25.² Japantown is a popular tourist stop and a cornerstone neighborhood full of tradition.



¹ U.S. Source: Census Bureau, Population Division, Annual Estimates of the Resident Population for Incorporated Places of 50,000 or More, Ranked by July 1, 2022 Population (Released May 2023)

² City of San José, Office of Economic Development and Cultural Affairs

CITY OF SAN JOSE 2023-2024 ADOPTED OPERATING BUDGET

SAN JOSE AT A GLANCE

CULTURAL AND ETHNIC DIVERSITY

Little Saigon is a haven of Vietnamese-owned and operated businesses where customers and tourists can experience unique shopping experiences and diverse restaurants. Biblioteca Latinoamericana, one of the City's innovative library branches, boasts one of the largest collections of Spanish language materials in northern California. The city hosts many cultural festivals and numerous ethnic chambers of commerce are active in the community. According to the United States Census Bureau as of July 2022, San José residents are 37.5% Asian, 31.0% Hispanic, 24.4% White, 3% African American, and 4.1% other/two or more races.



EDUCATION



Sixteen public school districts and an estimated 300 private and parochial schools provide families with a range of educational choices. Innovative programs in local school districts include a nationally acclaimed performing arts magnet and concentrations in aerospace, international studies, math and science, and radio and television. Higher education facilities in and around San José are distinguished. San José State University (SJSU) is California's oldest public university, founded in 1857. It offers strong programs in business, information technology, journalism, mass communications, and engineering, with SJSU graduating twice as many engineers annually as any nearby university. In addition, the collaboration between SJSU and the City of San José to construct and operate the Dr. Martin Luther King, Jr. Library (King Library), the first joint City/University library, earned the prestigious national title of Gale/Library Journal 2004 Library of the Year. The King Library also received the National Medal for Museum and Library Service from the Institute of Museum and Library Services in 2011.

Seven community colleges serve the County of Santa Clara, including two in San José – San José City College and Evergreen Valley College – which are part of the San José Evergreen Community College District. The two colleges educate more than 26,000 students per year so that they can transfer to universities, enter the workforce, or embark on a path of lifelong learning. They offer a variety of two-year programs and work-ready certificate programs. The district's Community College Center for Economic Mobility, a training partner that works with many corporations to develop and maintain a vital South Bay economy. The Metropolitan Education District and the Center for Employment Training also fill the need for basic skills and job training.

San José also benefits from its proximity to major research universities and institutions. Stanford University, University of California at Berkeley, Santa Clara University, University of California at San Francisco, and University of California Santa Cruz are within a 45-minute to one-hour drive. These universities produce discoveries that drive innovation and startup creation.

CITY OF SAN JOSE 2023-2024 ADOPTED OPERATING BUDGET

SAN JOSE AT A GLANCE

ECONOMIC DIVERSITY

Perhaps more important than rankings and statistics, the term “Capital of Silicon Valley” describes not only a city and geographic region, but also a culture, an entrepreneurial energy, a spirit of innovation, and a symbol of opportunity. While San José and the greater Silicon Valley are largely associated with the technology industry, the city’s business profile is diverse and healthy. San José is home to approximately 66,000 businesses employing a total of 439,000 workers in sectors ranging from advanced manufacturing to healthcare to software.³ Commercial, retail, industrial, professional, and service businesses all thrive in San José.

INTERNATIONAL

On the international front, San José attracts significant foreign investment from throughout the globe, particularly in information technology industrial sectors. San José is also a leading city in exporting goods and services. The City’s Office of Economic Development and Cultural Affairs also administers the Foreign Trade Zone, which allows manufacturing companies like Tesla, Lam Research, and Maxar Space to import parts used in manufacturing advanced technologies with reduced or delayed tariff assessment.

TOURISM



Residents and visitors enjoy the city’s many attractions year-round: museums, parks, sports, multicultural festivals, theme parks, shopping, and, of course, great hotels and restaurants. Attractions include the Tech Interactive, San José Museum of Art, Raging Waters, Happy Hollow Park & Zoo, Japanese Friendship Garden, Winchester Mystery House, and Children’s Discovery Museum of San José.

SPORTS

Several professional sports teams call San José home: the Sharks, National Hockey League; the Earthquakes, Major League Soccer; the Barracuda, Minor League Hockey; and the Giants, Minor League Baseball. The city also has a state-of-the-art community ice center, golf courses, and parklands, including over 61 miles of beautiful walking and biking trails.



³ City of San José, Office of Economic Development and Cultural Affairs

CITY OF SAN JOSE
2023-2024 ADOPTED OPERATING BUDGET

SAN JOSE AT A GLANCE

TRANSPORTATION

San José/Silicon Valley has the following transportation options:

- The San José Mineta International Airport, located within minutes of downtown, served 12.1 million passengers in fiscal year 2022-2023 and estimates 13.2 million passengers in fiscal year 2023-2024. As of June 30, 2023, there were 12 major passenger airlines operating service to 42 nonstop domestic and international destinations at SJC.
- The Santa Clara Valley Transportation Authority (VTA) carried an estimated total of 21.0 million passenger trips in 2022 on its bus and light rail system.
- Caltrain, a commuter rail service with 31 stations, runs from Gilroy through San José and north to San Francisco, with an average weekday ridership of 16,000 in 2022. Ridership was significantly impacted by the COVID-19 pandemic but is gradually increasing with return to the office policies prompting increased service to 104 weekday trains, up from 92 previously. Electrification of the Caltrain system is under construction, with electric trains anticipated to be in service in Fall 2024.
- Bay Area Rapid Transit (BART) and California High-Speed Rail both have planned routes to Diridon Station in San José. Phase II six-mile extension from Berryessa Station to Santa Clara Station was environmentally approved on April 5, 2018 construction activities are anticipated to begin in 2023.



CITY OF SAN JOSE 2023-2024 ADOPTED OPERATING BUDGET

SAN JOSE AT A GLANCE

Basic City Facts

Founded: 1777; California's first civilian settlement

Incorporated: March 27, 1850; California's first incorporated City, and site of the first State capital

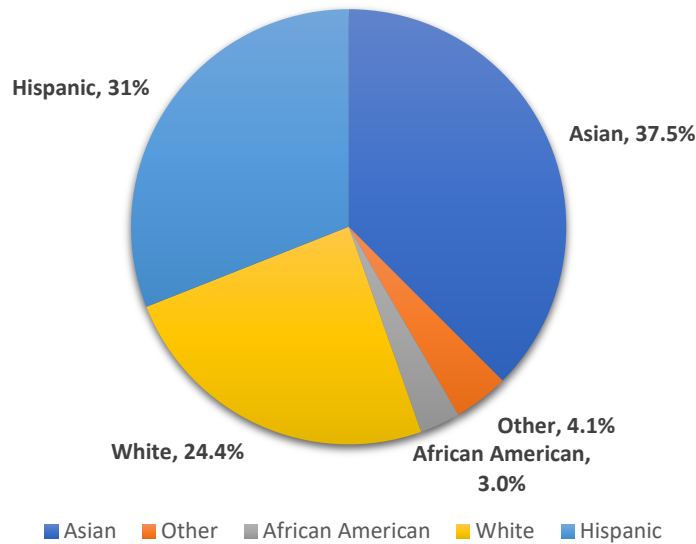
General Data

Population ⁴	959,256
Registered Voters ⁵	528,733
Median Household Income ⁶	\$125,075
Miles of Streets	2,519
Miles of Alleys	2.58
Area of City (square miles)	180.7
Land Use:	
Single-Family	34%
Two-Family	2%
Multi-Family	4%
Mobile Home	1%
Commercial	4%
Industrial	10%
Public/Quasi-Public	0.75%
Airports	1%
Schools	3%
Parks/Open Space	17%
Roadways	16%
Downtown	0.25%
Other	7%



Demographics

Breakdown of Race/Ethnicities⁷



⁴ State of California, Department of Finance, E-1 Population Estimates for Cities, Counties, and the State, January 1, 2022 and 2023 (Released May 2023)

⁵ Santa Clara County Registrar of Voters as of April 5, 2023

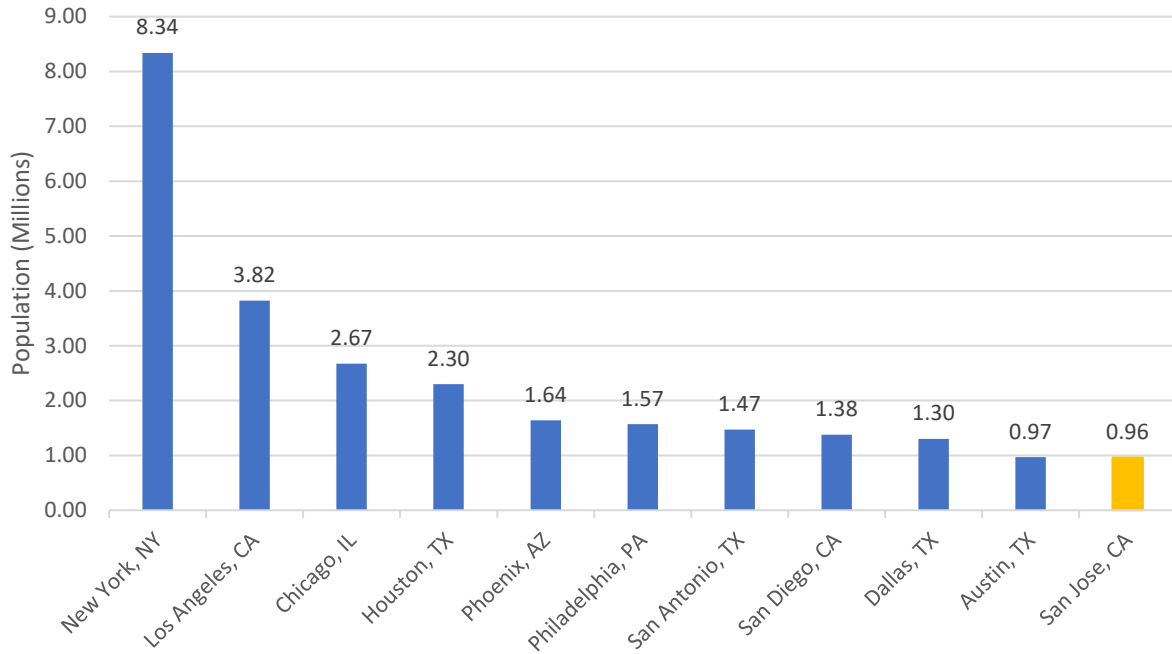
⁶ United States. Census Bureau, American Community Survey (ACS), 5-Year Estimates

⁷ United States. Census Bureau, Population Estimates Program (PEP) as of July 1, 2022

CITY OF SAN JOSE 2023-2024 ADOPTED OPERATING BUDGET

SAN JOSE AT A GLANCE

Population of 10 Largest U.S. Cities Compared to San Jose*



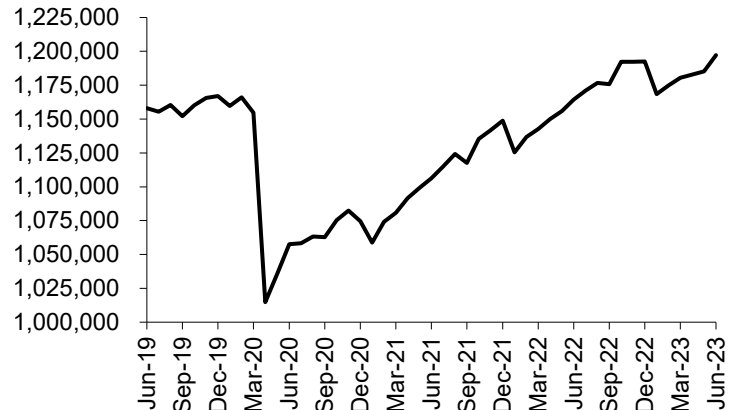
U.S. Source: Census Bureau, Population Division, Annual Estimates of the Resident Population for Incorporated Places of 50,000 or More, Ranked by July 1, 2022 Population (Released May 2023)

* San Jose is ranked the 12th largest U.S. City as of July 1, 2022, after Jacksonville, Florida with 0.97 million people

Major Employers⁸

Company	Number of Employees
County of Santa Clara	20,000
Cisco Systems	7,500
City of San José	6,844
Kaiser Permanente	4,400
San José State University	4,095
Adobe Systems Inc.	4,000
Western Digital	2,891
Broadcom	2,805
PayPal, Inc.	2,801
San Jose Unified School District	2,516
ByteDance	2,500
Target Stores	2,437
eBay	2,351
Super Micro Computer	2,219
IBM	2,070
Good Samaritan Hospital	1,850
Cadence Design Symptoms	1,844
Eastside School District	1,765
Safeway	1,693

San José Employment - MSA⁹



⁸ Source: City of San José, Office of Economic Development and Cultural Affairs Estimates as of April 2023. The information was gathered on an informal basis from sources believed to be reliable. The City can provide no assurances as to the accuracy or completeness of the information shown.

⁹ Source: U.S. Census Bureau, California Employment Development Department

CITY OF SAN JOSE
2023-2024 ADOPTED OPERATING BUDGET
SAN JOSE AT A GLANCE

Airport*

Approx. Acres	1,050
Terminals	2
Runways	2
Hours of Operation	24
Flights in 2022-2023:	
Commercial Airline Operations	113,832
Cargo Commercial Airlines Operations	1,522
General Aviation	52,900
Military Flights	26
Landings per Day in 2022-2023:	
Commercial	155
General Aviation	72
Number of Passengers in 2022-2023:	12.1 Million
Public Parking Spaces:	
Hourly Parking/Daily Parking	3,023
Economy Parking	2,509
Services:	
Passenger Airlines	12
All-Cargo Airlines	2
General Aviation Based Aircraft	140



Environment and Utilities*

Miles of Municipal Sanitary Sewer Mains	2,030
Number of Water Pollution Control Plants ¹⁰	1
Number of Square Miles the Sanitary Sewer System Spans	180.7
Gallons of Wastewater the Plant has the Capacity to Treat Per Day	167 Million
Gallons of Wastewater Treated Per Day	96.1 Million
Number of Municipal Water Systems ¹¹	1
Water Services in Municipal Water Service Area	26,980
Miles of Water Mains	344
Gallons of Potable Municipal Water Delivered	4.8 Billion
Gallons of Recycled Municipal Water Delivered	1.3 Billion
2022-2023 Recycled Materials:	
Tons of Paper	38,431
Tons of Glass	22,082.4
Tons of Cardboard	11,985
Tons of Metals	4,125
Tons of Plastics	6,703.5
Tons of Other Materials	584.3
Total Tons of Recyclables	83,281.7



* Current Counts or 2022-2023 Year-End Estimates

¹⁰ Serving the San José, Santa Clara, Milpitas, Campbell, Cupertino, Los Gatos, Saratoga, and Monte Sereno areas.

¹¹ Serving the Evergreen, North San José, Alviso, Edenvale, and Coyote Valley areas. Other areas served by private water companies.

CITY OF SAN JOSE
2023-2024 ADOPTED OPERATING BUDGET

SAN JOSE AT A GLANCE

Environment and Utilities*

2022-2023 Recycled Materials	
Multi-Family Dwelling Tons Composted	43,194
Single Family Dwelling Tons Composted	95,345.4
Tons of Yard Trimmings	127,331.1
Tons of Used Motor Oil	165.5
Tons of Used Oil Filters	4.2

Fire*

Fire Stations	34
Companies	44
Squad Units	3
Equipment	
Engines:	
Front Line	33
Relief	18
Trucks:	
Front Line	9
Relief	5
Brush Patrol Apparatus:	
Front Line	7
Relief	6
Aircraft Rescue and Firefighting Apparatus:	
Front Line	2
Relief	1
Urban Search/Rescue and Hazmat Apparatus:	
Front Line	3
Auxiliary Apparatus	95
Emergency Medical Calls	67,750
Fire Safety Code Inspections	16,700
Fires	4,590



Libraries*

Number of Outlets:	
Main Library	1
Branches	24
Items Checked Out (Circulation)	7,511,133
Electronic Resources Checked Out (Circulation)	1,775,544
Books (Inventory)	1,694,544
Audio Visual Materials (Inventory)	310,655



*Current Counts or 2022-2023 Year-End Estimates

**CITY OF SAN JOSE
2023-2024 ADOPTED OPERATING BUDGET
SAN JOSE AT A GLANCE**

Parking*

Parking Meters	2,253
City Parking Lots (1,107 total spaces)	6
City Parking Garages (6,186 total spaces)	8

Parks, Recreation and Neighborhood Services*

Park Sites	212
Basketball Hoops	164
Bocce Ball Courts	21
Exercise Courses	42
Handball Courts	11
Horseshoe Pits	52
Lawn Bowling Greens	1
Volleyball Courts	18
Skate Parks	7
Bike Parks	2
Multi-Use Fields	110
Swimming Pools	6
Tennis Courts	84.5
Park Acreage ¹²	3,620
Playgrounds	293
City-Operated Community Centers	12
Neighborhood Center Partner Program Operated Sites	29
Public Golf Courses	3
Gymnasiums	8
Fitness Rooms	6
Youth Centers	10
Walking and Biking Trails (miles)	64.93
Total Participation in Recreation Programs at Community Centers	725,719
Total Participation in Recreation Programs at Neighborhood Center Partners Program (formerly Re-Use Centers)	8,757



Police*

Police Stations	1
Police Marked Vehicles	323
Motorcycles	51
Horses	0
Dogs	16
Aircraft:	
Helicopter	1
Fixed Wing	0
Number of Emergency Calls Received	635,470
Number of Non-Emergency Calls Received	615,176
Cases Assigned Per Year	28,302



*Current Counts or 2022-2023 Year-End Estimates

¹² Data represents City services (excludes school data)