

PARKS, RECREATION, AND NEIGHBORHOOD SERVICES

VOLUNTEER PROGRAMS



COMMUNITY SERVICES DIVISION



RECREATION DIVISION



PARKS DIVISION

PARKS, RECREATION, AND NEIGHBORHOOD SERVICES

VOLUNTEER COORDINATION



Program Manager
Volunteer Management Unit



Recreation



Parks



Community Services



Senior Services



Community Centers




Adopt-A-Park



Volunteer Events



BeautifySJ



Project Hope

VOLUNTEER HOURS

The Independent Sector states that in 2022, one (1) hour of volunteer time in California was valued at \$37.32.

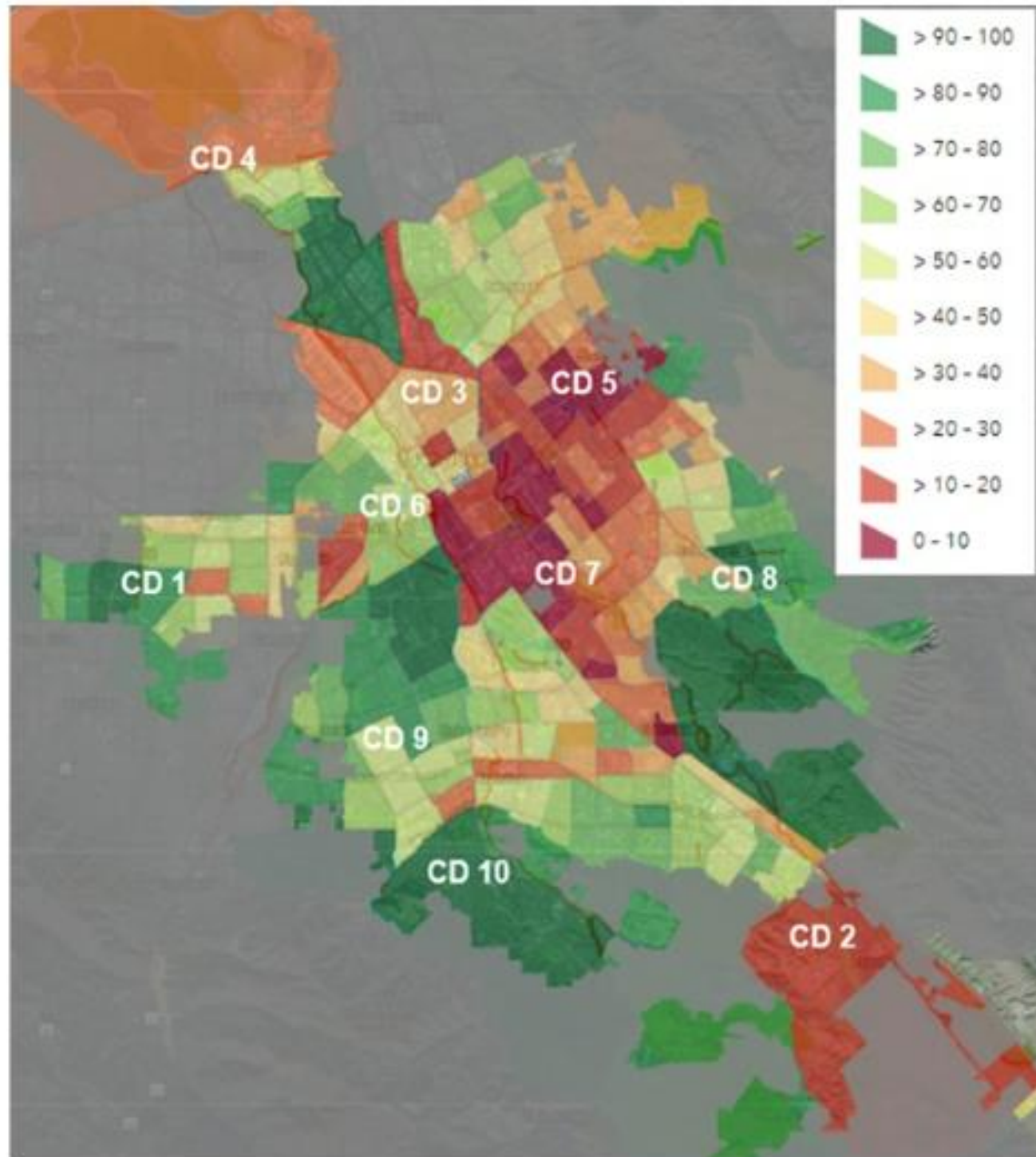
Volunteer Hours & Value*	2021-2022		2022-2023	
	Hours	Value	Hours	Value
Community Centers	6,926	\$246,288.56	17,575	\$655,899.00
Senior Nutrition & Special Events**	2,352	\$83,637.12		
Recreation Subtotal	9,278	\$329,925.68	17,575	\$655,899.00
Graffiti Removal Program	175	\$6,223.00	71	\$2,649.72
Neighborhood Litter Program	15,789	\$561,456.84	19,086	\$824,062.92
Project Hope***	2,507	\$89,148.92	2,765	\$103,189.80
Community Services Subtotal	18,471	\$656,828.76	22,152	\$826,712.64
Adopt-A-Park	14,850	\$528,066.00	11,281	\$421,006.92
One-Day Events	17,353	\$617,072.68	16,203	\$604,695.96
Family Camp****			1,205.5	\$44,989.26
Happy Hollow Park & Zoo****			6,316	\$235,713.12
Placemaking****			2,064	\$77,028.48
Parks Subtotal	32,203	\$1,145,138.68	37,069.5	\$1,383,433.74
Department Total	59,952	\$2,131,893.12	76,796.5	\$2,866,045.38

*The Independent Sector states that one (1) hour of volunteer time in California was valued at \$35.56 in 2021 and \$37.32 in 2022.

** Recreation combined their numbers for community centers and Senior Nutrition for FY 22-23

*** Project Hope volunteer hours were not reported in the annual report for 2020-2021.

**** Happy Hollow Park and Zoo and Family Camp are new measures for FY 22-23



COUNCIL DISTRICT	AVERAGE HPI PERCENTILE
1	63.90
2	54.40
3	27.90
4	52.23
5	14.96
6	64.85
7	25.11
8	54.88
9	66.03
10	76.33

VOLUNTEERS SUPPORT

Volunteer efforts support the guiding principles of ActivateSJ

ACTIVATESJ

- STEWARDSHIP
- NATURE
- EQUITY & ACCESS
- IDENTITY

PARK

HIGHLIGHTS


- One Day Events
- Adopt-A-Park
- Corporate Events
- Friends of Groups
- Eagle Scout Projects
- Sunday Series



6,396
VOLUNTEERS

37,069.5
HOURS

128
PARK LOCATIONS



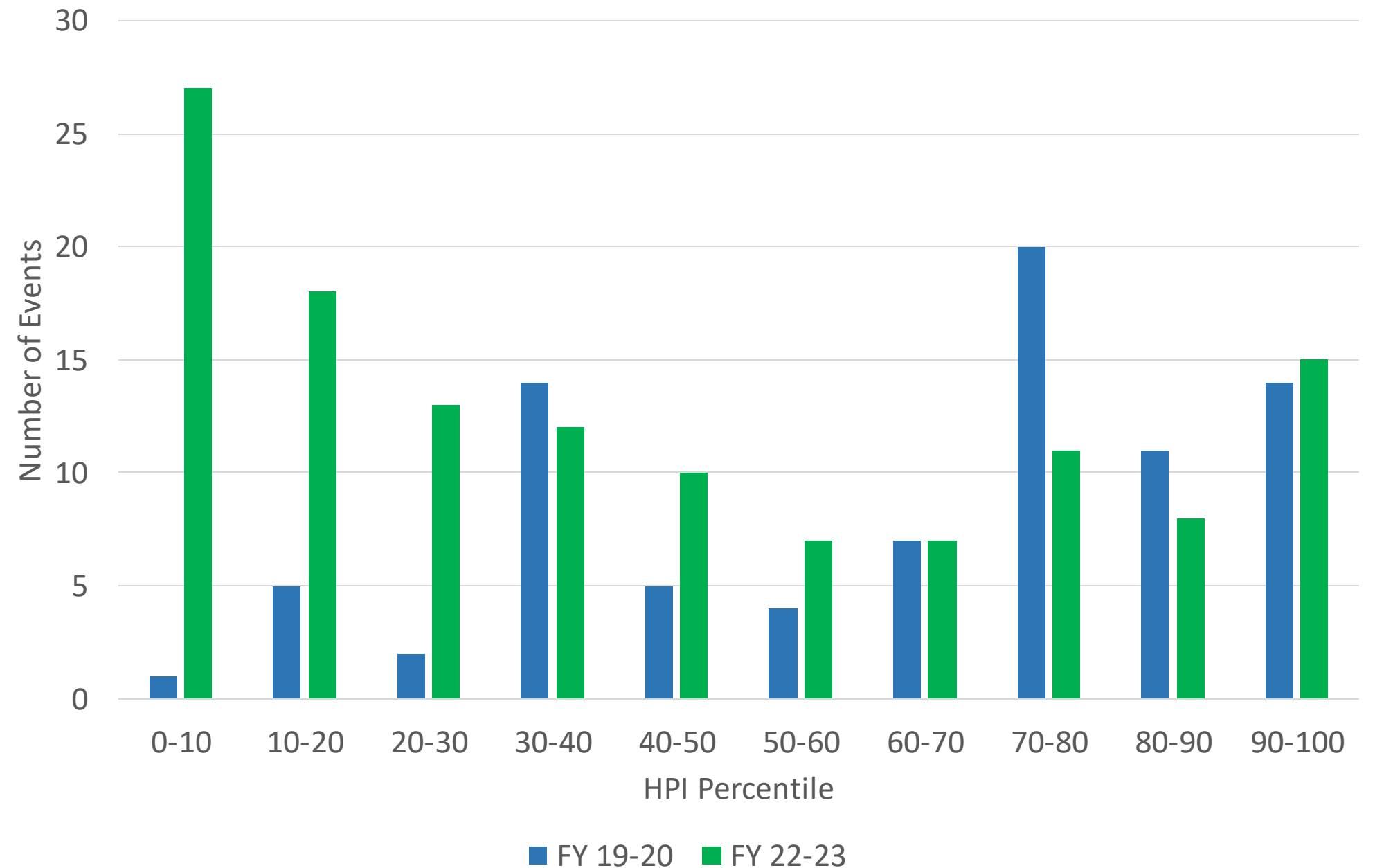
ONE DAY

EVENTS

Successful Events

- The use of HPI data dramatically altered one-day event planning.
- Events targeted to increase PCA scores.

Number of Volunteer Events by HPI



One Day Park Volunteer Events

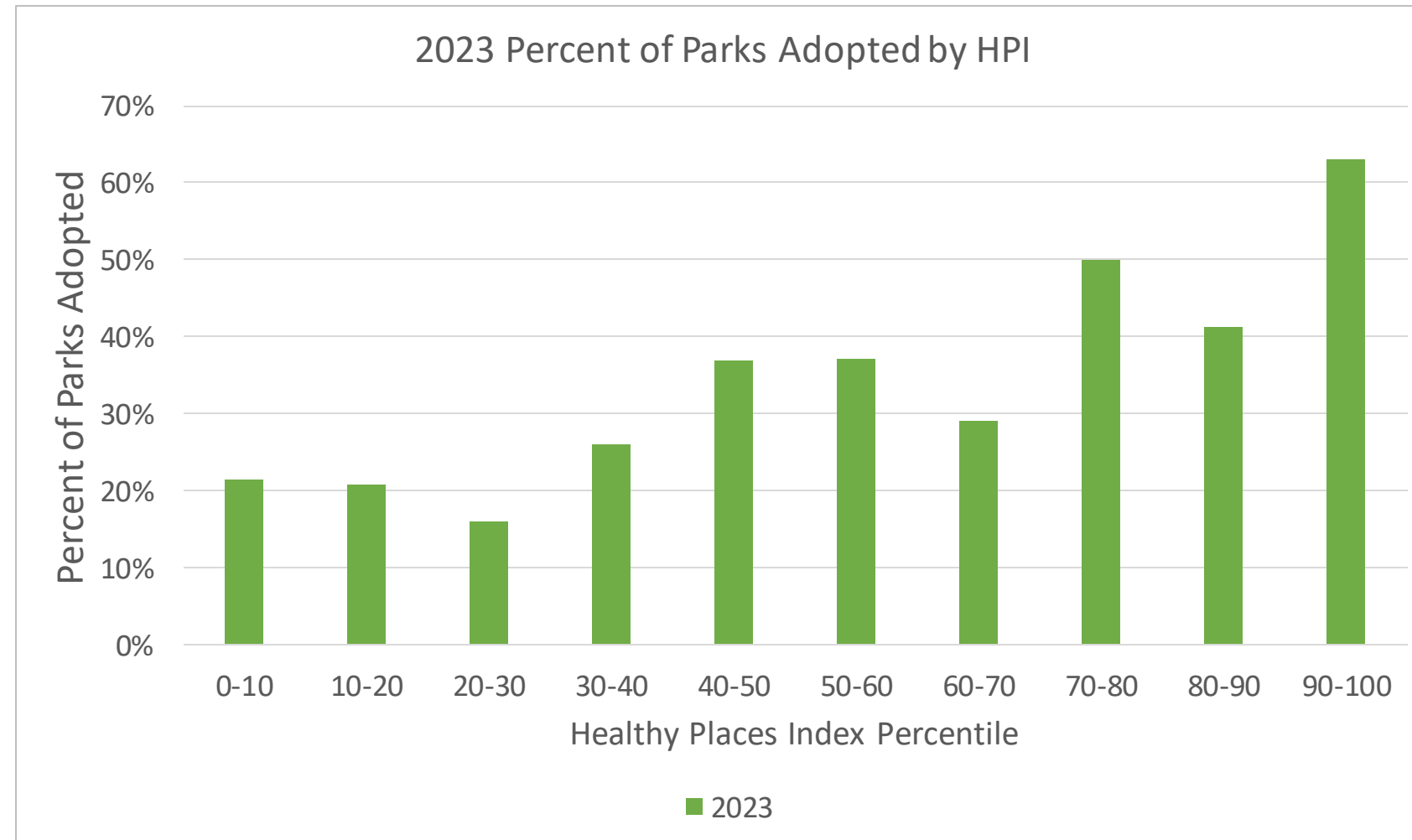
ADOPT-A-PARK

Increasing Participation

The Department recognizes that fewer parks in low HPI areas are currently adopted, and is actively working to

increase park adoption through:

- Engaging Communities
- Targeted Outreach Efforts
- Collaborative Partnerships



2023 Adopt-A-Park Program Statistics

COMMUNITY SERVICES

HIGHLIGHTS



21,851
HOURS VOLUNTEERED





BEAUTIFYSJ

Neighborhood Litter Program

Trash Collected:

- 425,110 Pounds

Efforts Through:

- School Events
- Community Groups
- Neighborhood Associations
- Creek Partners
- Highway Cleanups



12,756
VOLUNTEERS

19,086
HOURS

290
EVENTS

PROJECT HOPE

- Cadillac/Winchester (D1)
- Hoffman Via Monte (D10)
- Roundtable (D2)
- Welch Park (D8)
- Foxdale (D5)
- Poco Way (D5)
- Jeanne (D3)
- Santee (D7)
- Washington (D3)



2,765
HOURS VOLUNTEERED



RECREATION

HIGHLIGHTS

Senior Services &
Community Centers





SENIOR SERVICES

Senior Nutrition

- Senior Classes & Fitness
- Special Events
- Food Distribution



178
VOLUNTEERS

8,903
HOURS

14
SENIOR
PROGRAM SITES

COMMUNITY CENTERS

Gen2Gen events with Youth and Adults

- Special Events and Recreation Activities



5,451
HOURS



10
HUB SITES



3
OUTREACH SITES



403
VOLUNTEERS





NEXT STEPS

- Increase ease of volunteering
- Improved community outreach and engagement
- Equity training for volunteers
- Collaborative partnerships