

Memorandum

TO: HONORABLE MAYOR
AND CITY COUNCIL

FROM: Rick Bruneau

SUBJECT: 2021-2022 AND 2022-2023
REPORT OF FUNDING TO
COMMUNITY-BASED
ORGANIZATIONS

DATE: June 7, 2024

Approved



Date

6/10/24

INFORMATION

BACKGROUND

This memorandum reports an overview on the financial assistance provided by the City of San José for Fiscal Years (FY) 2021-2022 and 2022-2023 to community-based organizations (CBOs). This report represents a quantitative analysis of total funding, including not only grants, but also operations and maintenance agreements, in-kind contributions, and below-market leases.

Information in this report was collected from WebGrants, the City's grant management system as well as supplementary data collected directly from the departments. Each department that administers a grant on behalf of the City is responsible for ensuring its department data is correct and up to date in WebGrants. The WebGrants system allows online posting of funding opportunities, submittal of applications, evaluation and scoring of applications, and notification of awards. After a grant has been awarded, grantees submit status reports and invoices through the system. The WebGrants database can be queried to provide an open source of City grant related information.

The information contained in this memorandum is for FYs ended June 30, 2022, and June 30, 2023.

ANALYSIS

Since FY 2011-2012, the City has collected data on financial assistance to CBOs using WebGrants. Data from that system was used to create this memorandum for FY 2021-2022 and FY 2022-2023.

For the FY ended June 30, 2022, the City provided \$108,971,540 of combined financial assistance to CBOs in the form of grants, in-kind support, below market leases, and operations and maintenance agreements. Of that amount, \$98,853,294 was provided in grants, \$384,000 of

in-kind contributions, \$5,791,746 in below market leases and \$3,942,500 for operations and maintenance (see Charts 1 and 2).

For the FY ended June 30, 2023, the City provided \$90,117,218 of combined financial assistance to CBOs in the form of grants, in-kind support, below market leases, and operations and maintenance agreements. Of that amount, \$79,880,697 was provided in grants, \$384,000 of in-kind contributions, \$5,791,746 in below market leases, and \$4,060,775 for operations and maintenance (see Charts 1 and 2).

Total funding including all types increased from \$89,061,783 in FY 2020-2021 to \$108,971,540 in FY 2021-2022 and decreased to \$90,117,218 in FY 2022-2023 (See Chart 2). The decrease in funding in FY 2022-2023 is due to reduced federal and state COVID-19-related grant assistance.

Chart 1

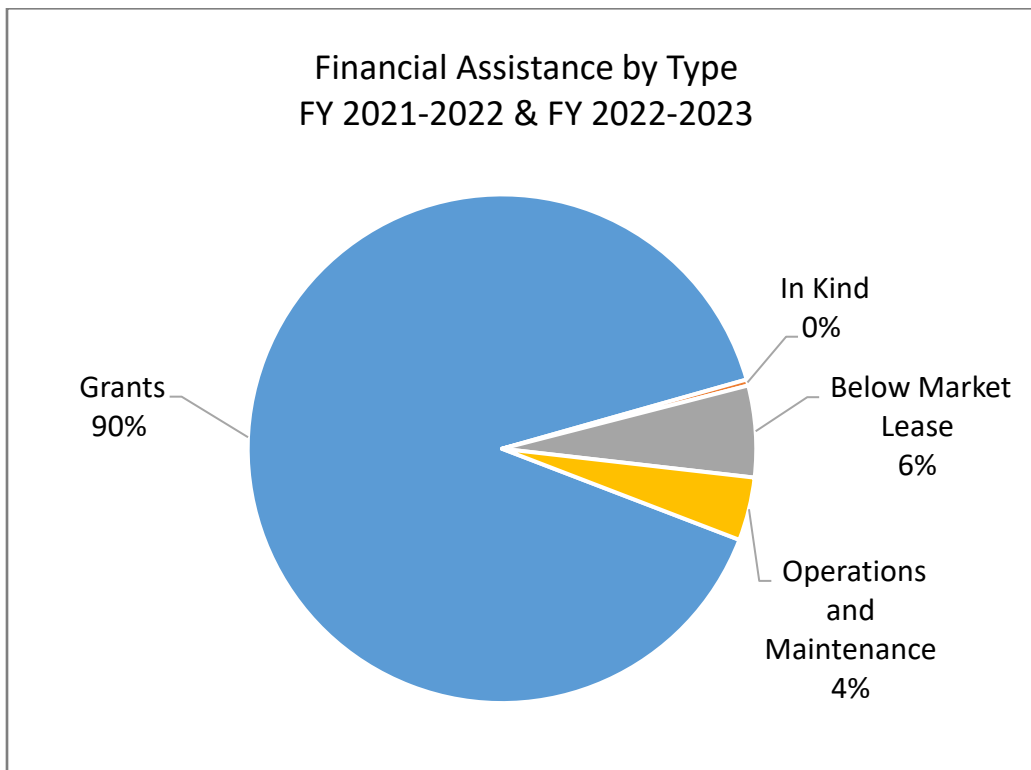
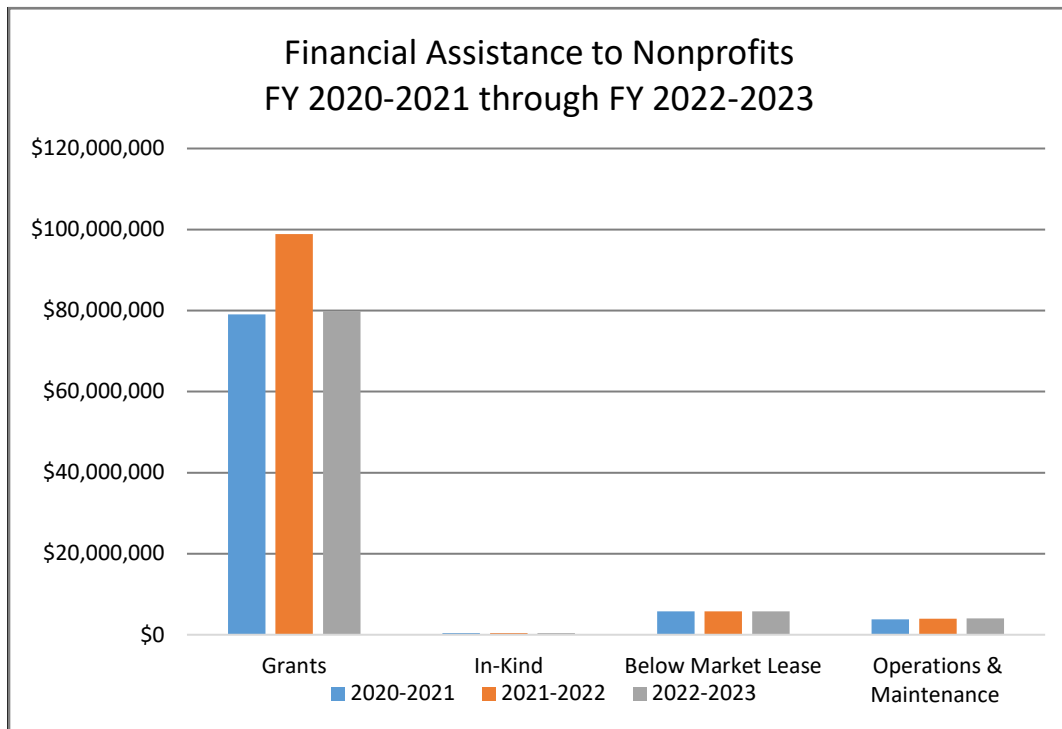


Chart 2



A full listing of CBOs and the amounts contributed by type of financial assistance are included in the **Attachment** - List of Grantees Receiving City Financial Assistance FY 2021-2022 and FY 2022-2023.

Grant Funding

For the FY ended June 30, 2022, the City of San José awarded grants totaling \$98,853,294 to 195 different organizations. For the FY ended June 30, 2023, the City of San José awarded grants totaling \$79,880,697 to 170 different organizations. The awards were made to support a wide range of services, including housing, workforce development, cultural programs, and services to underserved populations. As some organizations were awarded multiple grants, the number of grants awarded in FY 2021-2022 totaled 415. In FY 2022-2023, the number of grants awarded totaled 282. Charts 3a and 3b on the following pages show the sources of funds for these grants for FY 2021-2022 and FY 2022-2023, respectively.

In most cases, the funding sources are restricted for specific purposes with grantor guidelines for use. Other grant programs are funded with the City’s General Fund.

Chart 3a

**Source of Grant Funding
FY 2021-2022
\$98,853,294**

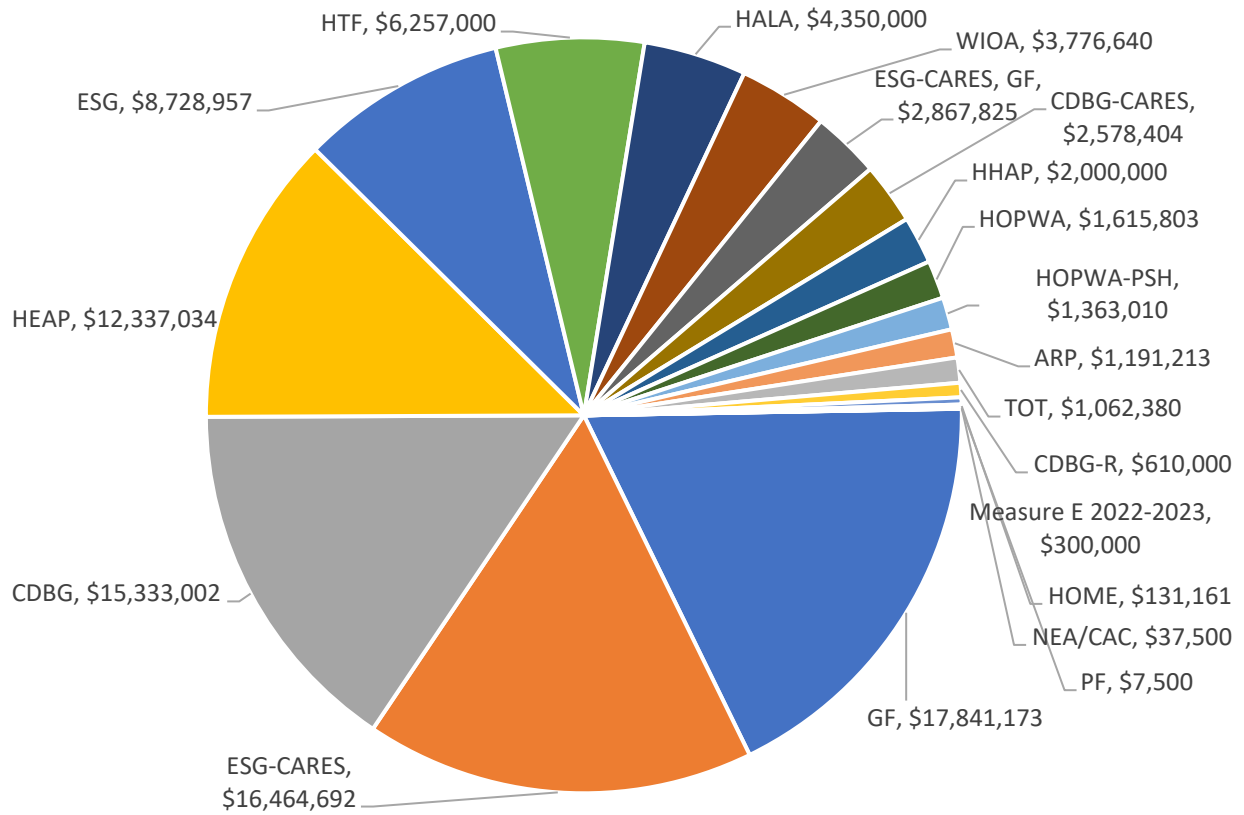
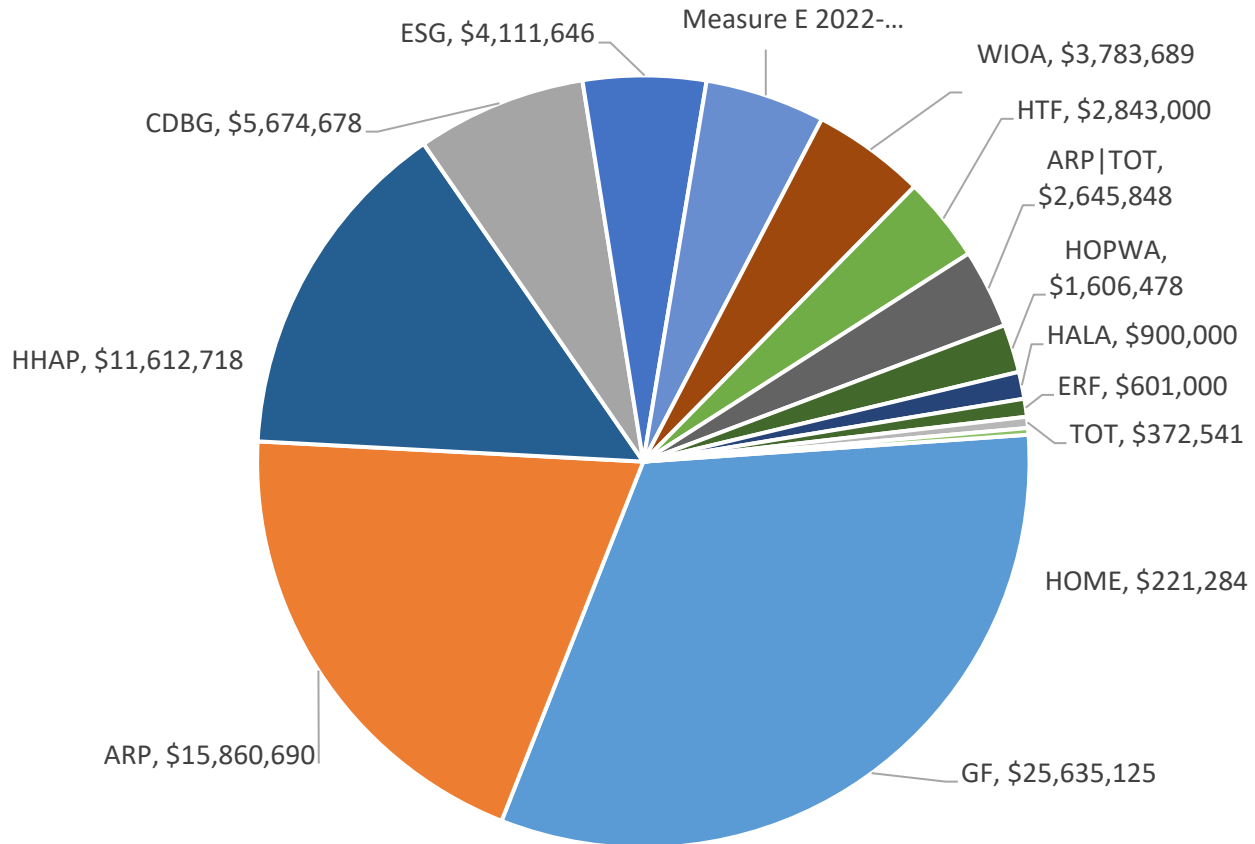


Chart 3b

Source of Grant Funding

FY 2022-2023

\$79,880,697



ARP	American Rescue Plan Act
CAC	California Arts Council
CARES	Coronavirus Aid, Relief, and Economic Security Act
CDBG	Community Development Block Grant
CDBG-CARES	Community Development Block Grant and CARES funding (One source)
CDBG-R	Community Development Block Grant – Recovery
HHAP	Homeless Housing, Assistance, and Prevention
HOME	Housing Rental Subsidy Program
HOPWA	Housing Opportunities for People with Aids
HOPWA-PSH	Competitive Permanent Supportive Housing Renewal Grant

ERF	Encampment Resolution Fund
ESG	Emergency Solutions Grant
ESG-CARES	Emergency Solutions Grant and CARES funding (One source)
GF	General Fund
HALA	Housing Affordability & Livability Agenda
HEAP	Homeless Emergency Assistance Program
HTF	Housing Trust Fund
MEASURE E	Measure E 2022-2023
NEA	National Endowment for Arts
PF	Packard Fund
TOT	Transient Occupancy Tax
WIOA	Workforce Innovation and Opportunity Act

Operations and Maintenance Agreements

For the FY ended June 30, 2022, a total of \$3,942,500 was allocated to six CBOs for the operations and maintenance of City art and cultural facilities. For the FY ended June 30, 2023, this allocation increased to \$4,060,775, also distributed among six CBOs. The following table lists the nonprofits with agreements and the amount of General Funds allocated annually for this purpose.

Cultural Facility	Date of Agreement	Agreement Term (Years)	O & M Agreement General Fund Annual Allocation FY 2021-2022	O & M Agreement General Fund Annual Allocation FY 2022-2023
San Jose Children’s Discovery Museum	May 1990	55 + 44-year renewal option	\$337,250	\$347,368
San José Museum of Art	June 1988	55	\$557,200	\$573,916
Hammer Theater Center (San José State University – College of Humanities and the Arts)	July 1, 2020	Through June 30, 2035	\$318,300	\$327,849
Tech Museum of Innovation	July 1994	55	\$1,389,250	\$1,430,927
History San José	April 1998	20 + 10-year renewal option	\$875,500	\$901,765
Mexican Heritage Plaza (School of Arts and Culture at MHP)	July, 2014	15 years	\$465,000	\$478,950
TOTAL			\$3,942,500	\$4,060,775

In-Kind Support

As reported by departments, one CBO, Christmas in the Park, Inc., received \$384,000 of in-kind contributions during both FY 2021-2022 and FY 2022-2023. In-kind support may include staffing, supplies, facilities, or storage space. In the case of Christmas in the Park, Inc., the in-kind support included use of the warehouse for storing its items when not in use.

Below Market Leases

The City provided \$5,791,746 in below market leases to 18 CBOs, in both FY 2021-2022 and FY 2022-2023, which are listed in the Attachment. The fair market value of City-owned

HONORABLE MAYOR AND CITY COUNCIL

June 7, 2024

Subject: 2021-2022 and 2022-2023 Annual Report of Funding to Community-Based Organizations

Page 8

properties was calculated, and the annualized amount paid by the CBOs was subtracted to determine the subsidization amount.

The below market leases are managed by the City Manager's Office of Economic Development and Cultural Affairs, the Department of Transportation, and the Parks, Recreation, and Neighborhood Services Department.

Looking Ahead

The citywide Grants Management Working Group is working through a transition with new staff members taking the lead. Moving forward, this group will continue to share the various responsibilities associated with citywide grants management, including training and compliance, ensuring that the financial assistance offered to CBOs remains a responsible use of City funds in service to San José residents.

/s/
RICK BRUNEAU
Director of Finance

For questions, please contact Alice Vurich, Division Manager, Finance Recovery and Grants Management, at alice.vurich@sanjoseca.gov.

Attachment: List of Grantees Receiving City Financial Assistance FY 2021-2022 and FY 2022-2023.

Attachment
List of Grantees Receiving Financial Assistance FY 2021-2022
Data is of 6/30/2022

Organization Legal Name:	Grant	In Kind	Below Market Lease	O&M	Total	Funding Sources
Abode Services	\$ 3,136,678				\$ 3,136,678	ESG, GF
ACT for Mental Health			\$ 82,572		\$ 82,572	GF
African American Community Services Agency	\$ 14,450		\$ 86,761		\$ 101,211	GF, ARP
Alliance for Youth Achievement	\$ 20,200				\$ 20,200	ARP
Almaden Valley Rotary Club Endowment	\$ 5,000				\$ 5,000	GF
Almaden Valley Women's Club	\$ 44,000				\$ 44,000	GF
Alviso Community Fund	\$ 500				\$ 500	GF
Alviso Post Office			\$ 33,543		\$ 33,543	GF
Alzheimer's Disease and Related Disorders Association, Inc (Alzheimer's Association)	\$ 10,000				\$ 10,000	GF
American Beethoven Society	\$ 5,500				\$ 5,500	ARP
American GI Forum of Santa Clara County			\$ 40,180		\$ 40,180	GF
Amigos De Guadalupe: Center for Justice and Empowerment	\$ 5,000				\$ 5,000	GF
Arbor E&T, LLC dba Equus Workforce Solutions	\$ 3,389,818				\$ 3,389,818	WIOA
Asgard Fencing	\$ 4,300				\$ 4,300	ARP
ASHWORTH - REMILLARD NPO (Nat Hist Site #76-000529)	\$ 1,000				\$ 1,000	GF
Asian American Center of Santa Clara County (AASC)	\$ 103,862				\$ 103,862	CDBG
Asian Americans for Community Involvement	\$ 27,298				\$ 27,298	GF
Bachrodt PTA	\$ 1,000				\$ 1,000	GF
Bay Area Community Health	\$ 33,845				\$ 33,845	GF
Bay Area Women's Sports Initiative	\$ 2,500				\$ 2,500	GF
Beautiful Day	\$ 2,000				\$ 2,000	GF
Bellermine College Preparatory			\$ 73,703		\$ 73,703	GF
BESCA Booksin Elementary School Community Assoc.	\$ 1,000				\$ 1,000	GF
Bill Wilson Center	\$ 6,468,371				\$ 6,468,371	HHAP, GF, CDBG, HEAP, HALA, ESG
Billy DeFrank LGBT Community Center	\$ 8,000				\$ 8,000	GF
Boys & Girls Clubs of Silicon Valley	\$ 7,000				\$ 7,000	GF
Breathe California of the Bay Area	\$ 4,202				\$ 4,202	GF
Cadillac/Winchester Neighborhood Association	\$ 6,000				\$ 6,000	GF
California Trolley & Railroad Corporation			\$ 26,136		\$ 26,136	GF
Cambodian American Resource Agency	\$ 5,500				\$ 5,500	ARP

Attachment
List of Grantees Receiving Financial Assistance FY 2021-2022
Data is of 6/30/2022

Organization Legal Name:	Grant	In Kind	Below Market Lease	O&M	Total	Funding Sources
Cambrian Educational Foundation	\$ 2,250				\$ 2,250	GF
Campus Community Association	\$ 500				\$ 500	GF
Catholic Charities of Santa Clara County	\$ 195,735				\$ 195,735	GF
Child Advocates of Silicon Valley	\$ 3,000				\$ 3,000	GF
Children's Musical Theater San Jose	\$ 204,631				\$ 204,631	TOT
Chopsticks Alley Art	\$ 13,700				\$ 13,700	GF
Christmas in the Park, Inc.	\$ 500	\$ 384,000			\$ 384,500	GF
Cinequest, Inc.	\$ 145,775				\$ 145,775	GF, TOT
City Lights Theatre Company of San Jose	\$ 101,965				\$ 101,965	TOT
Community Cycles of California	\$ 5,000				\$ 5,000	GF
Community Seva Inc	\$ 1,300				\$ 1,300	GF
Council District 5	\$ 1,000				\$ 1,000	GF
County of Santa Clara	\$ 850,000				\$ 850,000	HTF, HALA
County of Santa Clara Office of Supportive Housing	\$ 1,000,813				\$ 1,000,813	ARP
Department of Community Services & Workforce Development of The County of San Benito	\$ 150,000				\$ 150,000	HOPWA
Destination: Home	\$ 7,237,000				\$ 7,237,000	GF, HTF
District 5 Leadership Group	\$ 500				\$ 500	GF
Downtown Streets Team	\$ 250,000				\$ 250,000	CDBG
East Side Union High School District	\$ 2,000				\$ 2,000	GF
East Side Union High School District Education Foundation	\$ 2,000				\$ 2,000	GF
Echo Church	\$ 12,300				\$ 12,300	GF
Evergreen Leadership Neighborhood Association	\$ 1,000				\$ 1,000	GF
FIRST 5 Santa Clara County	\$ 900,000				\$ 900,000	CDBG
First Responder Support Network	\$ 8,000				\$ 8,000	GF
Franklin-McKinley School District	\$ 3,290				\$ 3,290	GF
Friends of Hue Foundation	\$ 1,500				\$ 1,500	GF
Friends of the San Jose Rose Garden	\$ 2,000				\$ 2,000	GF
Friends of the Winemakers	\$ 1,000				\$ 1,000	GF
Garden to Table	\$ 300				\$ 300	GF
Gardner Family Health Network, Inc.			\$ 21,599		\$ 21,599	GF
Gay Pride Celebration Committee of San Jose, Inc. DBA Silicon Valley Pride	\$ 2,500				\$ 2,500	GF
Gilbert & Sullivan Society of San Jose	\$ 5,500				\$ 5,500	ARP

Attachment
List of Grantees Receiving Financial Assistance FY 2021-2022
Data is of 6/30/2022

Organization Legal Name:	Grant	In Kind	Below Market Lease	O&M	Total	Funding Sources
Good Karma Bikes	\$ 2,000				\$ 2,000	GF
Grace Solutions, Inc	\$ 100,000				\$ 100,000	HTF
Green Foothills Foundation	\$ 3,000				\$ 3,000	GF
Guadalupe River Park Conservancy	\$ 1,000				\$ 1,000	GF
Habitat for Humanity East Bay/Silicon Valley	\$ 550,000				\$ 550,000	CDBG
HABLA Friends of River Glen Elementary	\$ 1,000				\$ 1,000	GF
Happy Hollow Foundation	\$ 1,500				\$ 1,500	GF
Hayes Neighborhood Association	\$ 500				\$ 500	GF
Healing Grove Health Center Foundation Inc	\$ 500				\$ 500	GF
Health Mobile	\$ 118,000				\$ 118,000	GF
Healthier Kids Foundation	\$ 1,500				\$ 1,500	GF
Hello Angels Foundation	\$ 500				\$ 500	GF
Hellyer Neighborhood Association	\$ 750				\$ 750	GF
Herbert Hoover Middle PTSA	\$ 5,000				\$ 5,000	GF
Hispanic Foundation of Silicon Valley (HFSV)	\$ 1,500				\$ 1,500	GF
History San Jose	\$ 2,500		\$ 48,000	\$ 875,500	\$ 926,000	GF
HomeFirst Services of Santa Clara County	\$ 20,771,261				\$ 20,771,261	ESG, ESGCARES, GF, CDBG, HTF
Hunger at Home	\$ 30,000				\$ 30,000	HTF, GF
International Children Assistance Network (ICAN)	\$ 8,500				\$ 8,500	GF, ARP
International Rescue Committee, Inc.	\$ 799,281				\$ 799,281	GF, CDBG, WIOA
JobTrain	\$ 500,000				\$ 500,000	CDBG-R
Keep Coyote Creek Beautiful	\$ 4,000				\$ 4,000	GF
Kids, Bikes, and Books	\$ 1,500				\$ 1,500	GF
Kiwanis Club of Almaden Valley Total	\$ 1,000				\$ 1,000	GF
Korean American Community Services, Inc (KACS)	\$ 23,691				\$ 23,691	GF
Laborers Local 270 Scholarship Committee	\$ 4,600				\$ 4,600	GF
Latina Coalition of Silicon Valley	\$ 5,000				\$ 5,000	GF
Latino Business Foundation of Silicon Valley	\$ 17,000				\$ 17,000	GF
Latinos United for a New America aka LUNA	\$ 6,000				\$ 6,000	GF
Law Foundation of Silicon Valley	\$ 3,453,519				\$ 3,453,519	CDBG, CDBG-CARES
Leigh High School Home and School Club	\$ 500				\$ 500	GF
LifeMoves	\$ 16,136,163				\$ 16,136,163	ESG, HEAP, HALA, Measure E

Attachment
List of Grantees Receiving Financial Assistance FY 2021-2022
Data is of 6/30/2022

Organization Legal Name:	Grant	In Kind	Below Market Lease	O&M	Total	Funding Sources
Lincoln High School Foundation	\$ 1,000				\$ 1,000	GF
Local Color	\$ 44,222				\$ 44,222	CAC, NEA, GF
Lone Bluff-Senter Neighborhood Association	\$ 250				\$ 250	GF
Lyndale Neighborhood Association	\$ 1,000				\$ 1,000	GF
MACLA/Movimiento de Arte y Cultura Latino Americana	\$ 1,000				\$ 1,000	GF
March of Dimes	\$ 1,500				\$ 1,500	GF
Martin-Fontana Parks Association	\$ 2,000				\$ 2,000	GF
McLaughlin Area Tenants	\$ 1,000				\$ 1,000	GF
McLaughlin Corridor Neighborhood Association	\$ 400				\$ 400	GF
Moreland Educational Foundation	\$ 1,000				\$ 1,000	GF
Mosaic America	\$ 10,700				\$ 10,700	GF, ARP
Mount Pleasant Neighborhood Association	\$ 8,675				\$ 8,675	GF
MVLA San Jose, Inc	\$ 1,800				\$ 1,800	GF
Next Door Solutions to Domestic Violence	\$ 922,742				\$ 922,742	CDBG, GF
Noddin Home and School Club	\$ 500				\$ 500	GF
NoonArts & Lectures	\$ 3,200				\$ 3,200	ARP
Opera Cultura	\$ 11,200				\$ 11,200	ARP
Opera San Jose, Inc.	\$ 225,836				\$ 225,836	TOT
Our City Forest	\$ 310				\$ 310	GF
PATH (People Assisting the Homeless)	\$ 6,566,188				\$ 6,566,188	CDBG, ESG, ESG-CARES
Penitencia Neighborhood Association	\$ 1,046				\$ 1,046	GF
PEOPLE ACTING IN COMMUNITY TOGETHER (PACT)	\$ 250				\$ 250	GF
Piedmont Hills High School	\$ 750				\$ 750	GF
Playful People Productions	\$ 7,000				\$ 7,000	ARP
Police Amateur Athletic Foundation PAAF	\$ 1,000				\$ 1,000	GF
Portuguese Organization for Social Services & Opportunities (POSSO)	\$ 159,986				\$ 159,986	CDBG-R, GF
Positive Alternative Recreation Teambuilding Impacting Program (P.A.R.T.I.)	\$ 2,500				\$ 2,500	GF
Project Access, Inc.	\$ 6,500				\$ 6,500	GF
Project Sentinel			\$ 3,312		\$ 3,312	GF
Project WeHOPE	\$ 500,000				\$ 500,000	HTF
Pulse For Good, L3C	\$ 42,000				\$ 42,000	HTF
Rebuilding Together Silicon Valley	\$ 1,100,000				\$ 1,100,000	CDBG
Recovery Cafe San Jose	\$ 10,000				\$ 10,000	GF
Red Ladder Theatre Company	\$ 11,200				\$ 11,200	ARP

Attachment
List of Grantees Receiving Financial Assistance FY 2021-2022
Data is of 6/30/2022

Organization Legal Name:	Grant	In Kind	Below Market Lease	O&M	Total	Funding Sources
Resource Area for Teaching	\$ 10,000				\$ 10,000	GF
Ricardo Cortez	\$ 7,500				\$ 7,500	PF
Sacred Heart Community Service	\$ 17,676,603				\$ 17,676,603	CDBG, GF
Saloni Heart Foundation	\$ 1,500				\$ 1,500	GF
San Jose Center for Poetry and Literature	\$ 18,700				\$ 18,700	ARP, CAC, NEA
San Jose Chamber Music Society	\$ 7,000				\$ 7,000	ARP
San Jose Children's Discovery Museum	\$ 1,500		\$ 720,000	\$ 337,250	\$ 1,058,750	GF
San Jose Choral Project	\$ 4,300				\$ 4,300	ARP
San Jose Community Media Access Corporation (CreaTV)	\$ 5,600				\$ 5,600	ARP, GF
San Jose Conservation Corps + Charter School			\$ 88,431		\$ 88,431	GF
San Jose Day Nursery	\$ 500				\$ 500	GF
San Jose Downtown Foundation	\$ 13,750				\$ 13,750	ARP, GF
San Jose Evergreen Community College District	\$ 30,000				\$ 30,000	WIOA
San Jose Institute of Contemporary Art	\$ 100,023				\$ 100,023	TOT
San Jose International Piano Competition	\$ 5,500				\$ 5,500	ARP
San Jose Jazz	\$ 5,000				\$ 5,000	GF
San Jose Job Corps			\$ 19,488		\$ 19,488	GF
San Jose Multicultural Artists Guild Inc	\$ 8,000		\$ 7,188		\$ 15,188	CAC, GF, NEA
San Jose Museum of Art Association	\$ 500		\$ 2,340,000	\$ 557,200	\$ 2,897,700	GF
San Jose Parent Participating Nursery School			\$ 43,200		\$ 43,200	GF
San Jose Parks Foundation	\$ 1,000				\$ 1,000	GF
San Jose Police Foundation	\$ 1,000				\$ 1,000	GF
San Jose Public Library Foundation	\$ 6,000				\$ 6,000	GF
San Jose Public Library Foundation (Tully Community Branch)	\$ 1,200				\$ 1,200	GF
San Jose Sports Authority (SJSA)	\$ 1,000				\$ 1,000	GF
San Jose State University Research Foundation	\$ 163,200				\$ 163,200	ARP, CDBG, GF
San Jose Unified School District	\$ 500				\$ 500	GF
San Jose Women's Club	\$ 500				\$ 500	GF
Santa Clara Valley Performing Arts Association	\$ 7,000				\$ 7,000	ARP
Santa Visits Alviso Foundation	\$ 5,010				\$ 5,010	GF
Schallenberger Home and School Association	\$ 2,250				\$ 2,250	GF
School of Arts and Culture at MHP	\$ 31,961		\$ 680,955	\$ 465,000	\$ 1,177,916	GF

Attachment
List of Grantees Receiving Financial Assistance FY 2021-2022
Data is of 6/30/2022

Organization Legal Name:	Grant	In Kind	Below Market Lease	O&M	Total	Funding Sources
School of Visual Philosophy, Inc.	\$ 7,500				\$ 7,500	CAC, NEA
Senior Adults Legal Assistance (SALA)	\$ 85,000				\$ 85,000	GF
Seven Trees Neighborhood Association	\$ 500				\$ 500	GF
Shasta Hanchett Park Neighborhood Association	\$ 300				\$ 300	GF
Shop With A Cop Foundation of Silicon Valley	\$ 2,500				\$ 2,500	GF
Sierra Club - Loma Prieta Chapter	\$ 1,000				\$ 1,000	GF
Sierramont Middle School PTSA	\$ 675				\$ 675	GF
Silicon Valley African Film Festival (SVAFF)	\$ 6,500				\$ 6,500	ARP, GF
Silicon Valley Creates	\$ 8,200				\$ 8,200	ARP
Silicon Valley Independent Living Center	\$ 9,568				\$ 9,568	GF
Silicon Valley Monterey Bay Council of Boy Scouts of America	\$ 1,500				\$ 1,500	GF
Silicon Valley Shakespeare	\$ 11,650				\$ 11,650	GF
Sister Cities International Inc.	\$ 5,000				\$ 5,000	GF
SJSU Hammer Theatre				\$ 318,300	\$ 318,300	GF
Social Good Fund Inc.	\$ 10,500				\$ 10,500	GF
SOMOS Mayfair	\$ 266,324				\$ 266,324	CDBG, GF
South Bay Guitar Society of San Jose	\$ 4,000				\$ 4,000	ARP
South County Neighborhood Disaster Preparedness Project	\$ 2,000				\$ 2,000	GF
Special Olympics Northern California	\$ 750				\$ 750	GF
Starting Arts	\$ 161,977				\$ 161,977	TOT
Stroke Awareness Foundation	\$ 3,100				\$ 3,100	GF
Team-M Taekwondo	\$ 2,400				\$ 2,400	GF
The Health Trust	\$ 3,092,313				\$ 3,092,313	CDBG, GF, HOPWA, HOPWA-PSH
The Herman Parent Faculty Club	\$ 500				\$ 500	GF
The New Ballet School	\$ 128,423				\$ 128,423	TOT
The Tech Ineractive			\$ 1,404,000	\$ 1,389,250	\$ 2,793,250	GF
The Trash Punx	\$ 500				\$ 500	GF
The Vietnamese Voluntary Foundation, Inc. (VIVO)	\$ 41,697				\$ 41,697	GF
Tropicana Lanai Neighborhood Association	\$ 400				\$ 400	GF
United States Technology Education Center (USTEC)	\$ 1,000				\$ 1,000	GF

Attachment
 List of Grantees Receiving Financial Assistance FY 2021-2022
 Data is of 6/30/2022

Organization Legal Name:	Grant	In Kind	Below Market Lease	O&M	Total	Funding Sources
United Veterans Council of Santa Clara County	\$ 8,800				\$ 8,800	GF
Valley Medical Center Foundation	\$ 500				\$ 500	GF
Veggielution	\$ 5,750				\$ 5,750	GF
Vietnamese American Cultural Foundation	\$ 2,500				\$ 2,500	GF
Vovinam Viet-Vo-Dao of America	\$ 5,000				\$ 5,000	GF
West Evergreen Neighborhood Association	\$ 1,000				\$ 1,000	GF
West Valley Community Services (WVCS)	\$ 57,000				\$ 57,000	GF, HTF
Willow Glen Business & Professional Association	\$ 1,000				\$ 1,000	GF
Willow Glen Education Foundation	\$ 5,000				\$ 5,000	GF
Willow Glen Elementary School PTA	\$ 5,000				\$ 5,000	GF
Willow Glen Little League	\$ 1,500				\$ 1,500	GF
Willow Glen Neighborhood Association	\$ 4,000				\$ 4,000	GF
Working Partnerships, USA	\$ 1,500				\$ 1,500	GF
Works/San Jose	\$ 11,000				\$ 11,000	ARP
YMCA of Silicon Valley	\$ 6,500				\$ 6,500	GF
Yu-Ai Kai/Japanese American Community Senior Service	\$ 22,906		\$ 72,678		\$ 95,584	GF
YWCA of Silicon Valley	\$ 131,861				\$ 131,861	GF, HOME
Grand Total	\$ 98,853,294	\$ 384,000	\$ 5,791,746	\$ 3,942,500	\$ 108,971,540	

COUNT OF ORGANIZATIONS	195	1	18	6	207
-------------------------------	------------	----------	-----------	----------	------------

Attachment
List of Grantees Receiving Financial Assistance FY 2022-2023
Data is of 6/30/2023

Organization Legal Name:	Grant	In Kind	Below Market Lease	O&M	Total	Funding Sources
Abhinaya Dance Company of San Jose	\$ 30,255.00				\$ 30,255.00	TOT
Abode Services	\$ 1,673,000.00				\$ 1,673,000.00	HHAP
ACT for Mental Health			\$ 82,572.00		\$ 82,572.00	GF
African American Community Services Agency	\$ 2,000.00		\$ 86,761.00		\$ 88,761.00	GF
Aimusic.us	\$ 61,640.00				\$ 61,640.00	TOT
Almaden Valley Women's Club	\$ 2,500.00				\$ 2,500.00	GF
Alum Rock Counseling Center, Inc.	\$ 1,000.00				\$ 1,000.00	GF
Alum Rock Santa Clara Street Business Association	\$ 8,000.00				\$ 8,000.00	GF
Alviso Post Office			\$ 33,543.00		\$ 33,543.00	GF
American GI Forum of Santa Clara County			\$ 40,180.00		\$ 40,180.00	GF
Amigos De Guadalupe: Center for Justice and Empowerment	\$ 3,500.00				\$ 3,500.00	GF
Arbor E&T, LLC dba Equus Workforce Solutions	\$ 2,833,953.00				\$ 2,833,953.00	WIOA
Asian Law Alliance	\$ 1,000.00				\$ 1,000.00	GF
Basking Ridge Neighborhood	\$ 1,500.00				\$ 1,500.00	GF
Bay Area Community Health	\$ 44,614.00				\$ 44,614.00	GF
Bay Area Glass Institute	\$ 82,053.00				\$ 82,053.00	ARP, TOT
Bay Area Women's Sports Initiative	\$ 250.00				\$ 250.00	GF
BAYMEC	\$ 2,000.00				\$ 2,000.00	GF
Bellermine College Preparatory			\$ 73,703.00		\$ 73,703.00	GF
BESCA Booksin Elementary School Community Assoc.	\$ 2,000.00				\$ 2,000.00	GF
Bill Wilson Center	\$ 2,169,718.00				\$ 2,169,718.00	GF, HHAP
Books for Treats	\$ 500.00				\$ 500.00	GF
Boys & Girls Clubs of Silicon Valley	\$ 5,000.00				\$ 5,000.00	GF
Breathe California of the Bay Area	\$ 4,328.00				\$ 4,328.00	GF
Cadillac/Winchester Neighborhood Association	\$ 4,600.00				\$ 4,600.00	GF
California Trolley & Railroad Corporation			\$ 26,136.00		\$ 26,136.00	GF

Attachment
List of Grantees Receiving Financial Assistance FY 2022-2023
Data is of 6/30/2023

Organization Legal Name:	Grant	In Kind	Below Market Lease	O&M	Total	Funding Sources
Campbell Union High School District	\$ 500.00				\$ 500.00	GF
Campbell Union High School District Education Foundation	\$ 2,500.00				\$ 2,500.00	GF
Cashion Cultural Legacy	\$ 32,073.00				\$ 32,073.00	ARP, TOT
Catholic Charities of Santa Clara County	\$ 1,365,585.00				\$ 1,365,585.00	CDBG, GF
Child Advocates of Silicon Valley	\$ 1,250.00				\$ 1,250.00	GF
Children's Musical Theater San Jose	\$ 206,946.00				\$ 206,946.00	ARP, TOT
Chinese Performing Arts of America, San Jose	\$ 52,511.00				\$ 52,511.00	TOT
Chopsticks Alley Art	\$ 500.00				\$ 500.00	GF
Christmas in the Park, Inc.		\$ 384,000			\$ 384,000	GF
Cinequest, Inc.	\$ 141,465.00				\$ 141,465.00	ARP, GF, TOT
City Lights Theatre Company of San Jose	\$ 93,706.00				\$ 93,706.00	ARP, TOT
Comanche Blossom Valley Neighborhood Association	\$ 300.00				\$ 300.00	GF
Comite de Fiestas Patrias de San Jose	\$ 3,500.00				\$ 3,500.00	GF
Communications Hill Neighborhood Association	\$ 750.00				\$ 750.00	GF
Community Seva Inc	\$ 1,000.00				\$ 1,000.00	GF
Council District 1	\$ 250.00				\$ 250.00	GF
Council District 5	\$ 500.00				\$ 500.00	GF
County of Santa Clara	\$ 1,503,500.00				\$ 1,503,500.00	GF, HHAP
County of Santa Clara Office of Supportive Housing	\$ 1,000,813.00				\$ 1,000,813.00	ARP
Department of Community Services & Workforce Development of The County of San Benito	\$ 149,675.00				\$ 149,675.00	HOPWA
Destination: Home	\$ 4,985,000.00				\$ 4,985,000.00	GF, HHAP, HTF
District 8 Community Roundtable	\$ 250.00				\$ 250.00	GF

Attachment
List of Grantees Receiving Financial Assistance FY 2022-2023
Data is of 6/30/2023

Organization Legal Name:	Grant	In Kind	Below Market Lease	O&M	Total	Funding Sources
East Side Union High School District	\$ 1,750.00				\$ 1,750.00	GF
Evergreen Elementary School District	\$ 7,500.00				\$ 7,500.00	GF
Evergreen Leadership Neighborhood Association	\$ 400.00				\$ 400.00	GF
FRANKLIN-MCKINLEY SCHOOL DISTRICT	\$ 5,000.00				\$ 5,000.00	GF
Friends of Hue Foundation	\$ 250.00				\$ 250.00	GF
Friends of the San Jose Rose Garden	\$ 2,000.00				\$ 2,000.00	GF
Friends of the Winemakers	\$ 300.00				\$ 300.00	GF
Gardner Family Health Network, Inc.			\$ 21,599.00		\$ 21,599.00	GF
Gay Pride Celebration Committee of San Jose, Inc. DBA Silicon Valley Pride	\$ 500.00				\$ 500.00	GF
Good Karma Bikes	\$ 50,000.00				\$ 50,000.00	GF
Goodwill of Silicon Valley	\$ 2,850,000.00				\$ 2,850,000.00	ARP
Great Oaks Neighborhood Association	\$ 500.00				\$ 500.00	HTF
Green Foothills Foundation	\$ 1,000.00				\$ 1,000.00	GF
Guadalupe River Park Conservancy	\$ 500.00				\$ 500.00	GF
Habitat for Humanity East Bay/Silicon Valley	\$ 550,000.00				\$ 550,000.00	CDBG
HABLA Friends of River Glen Elementary	\$ 2,000.00				\$ 2,000.00	GF
Hayes Neighborhood Association	\$ 3,000.00				\$ 3,000.00	GF
Health Mobile	\$ 121,540.00				\$ 121,540.00	GF
Healthier Kids Foundation	\$ 1,500.00				\$ 1,500.00	GF
Hellyer Neighborhood Association	\$ 1,000.00				\$ 1,000.00	GF
Herbert Hoover Middle PTSA	\$ 5,000.00				\$ 5,000.00	GF
History San Jose			\$ 48,000.00	\$ 901,765.00	\$ 949,765.00	GF

Attachment
List of Grantees Receiving Financial Assistance FY 2022-2023
Data is of 6/30/2023

Organization Legal Name:	Grant	In Kind	Below Market Lease	O&M	Total	Funding Sources
HomeFirst Services of Santa Clara County	\$ 25,006,983.00				\$ 25,006,983.00	CDBG, GF, HHAP, HTF, MEASURE E
Hunger at Home	\$ 1,015,000.00				\$ 1,015,000.00	CDBG, HTF
India Currents Foundation	\$ 1,000.00				\$ 1,000.00	GF
International Rescue Committee, Inc.	\$ 1,399,736.00				\$ 1,399,736.00	HALA, WIOA
JobTrain	\$ 450,000.00				\$ 450,000.00	HALA
Kaisahan of San Jose Dance Company	\$ 23,573.00				\$ 23,573.00	ARP, TOT
Karma Cat Rescue	\$ 500.00				\$ 500.00	GF
Korean American Community Services, Inc (KACS)	\$ 29,189.00				\$ 29,189.00	GF
Laborers Local 270 Scholarship Committee	\$ 4,500.00				\$ 4,500.00	GF
Latina Coalition of Silicon Valley	\$ 250.00				\$ 250.00	GF
Latino Leadership Alliance	\$ 200.00				\$ 200.00	GF
Latinos United for a New America aka LUNA	\$ 3,000.00				\$ 3,000.00	GF
Law Foundation of Silicon Valley	\$ 677,014.00				\$ 677,014.00	CDBG, GF, HOME
Life Skills Training and Educational Programs, Inc.	\$ 350.00				\$ 350.00	GF
LifeMoves	\$ 14,493,369.00				\$ 14,493,369.00	ARP, ESG, GF
Little Italy San Jose Foundation	\$ 1,000.00				\$ 1,000.00	GF
Local Color	\$ 250.00				\$ 250.00	GF
Lone Bluff-Senter Neighborhood Association	\$ 1,000.00				\$ 1,000.00	GF
Los Alamitos Elementary School	\$ 500.00				\$ 500.00	GF
Los Paseos Neighborhood Association	\$ 600.00				\$ 600.00	GF
MACLA/Movimiento de Arte y Cultura Latino Americana	\$ 110,467.00				\$ 110,467.00	ARP, GF, TOT

Attachment
List of Grantees Receiving Financial Assistance FY 2022-2023
Data is of 6/30/2023

Organization Legal Name:	Grant	In Kind	Below Market Lease	O&M	Total	Funding Sources
Martin-Fontana Parks Association	\$ 2,000.00				\$ 2,000.00	GF
Masters at Palmia	\$ 300.00				\$ 300.00	GF
McLaughlin Area Tenants	\$ 500.00				\$ 500.00	GF
Mosaic America	\$ 1,000.00				\$ 1,000.00	GF
MVLA San Jose, Inc	\$ 500.00				\$ 500.00	GF
NAMI of Santa Clara County	\$ 250.00				\$ 250.00	GF
Next Door Solutions to Domestic Violence	\$ 750.00				\$ 750.00	GF
Noddin Home and School Club	\$ 500.00				\$ 500.00	GF
Opera San Jose, Inc.	\$ 238,862.00				\$ 238,862.00	ARP, TOT
PATH (People Assisting the Homeless)	\$ 5,792,646.00				\$ 5,792,646.00	ARP, ERF, ESG, HHAP
PAWS for San Jose Animal Care & Services	\$ 2,000.00				\$ 2,000.00	GF
Planned Parenthood Mar Monte Inc.	\$ 250,000.00				\$ 250,000.00	GF
Portuguese Organization for Social Services & Opportunities (POSSO)	\$ 222,261.00				\$ 222,261.00	CDBG, GF
Positive Alternative Recreation Teambuilding Impacting Program (P.A.R.T.I.)	\$ 1,000.00				\$ 1,000.00	GF
Project Sentinel			\$ 3,312.00		\$ 3,312.00	GF
Project WeHOPE	\$ 500,000.00				\$ 500,000.00	HTF
Pulse For Good, L3C	\$ 63,000.00				\$ 63,000.00	HTF
Rebuilding Together Silicon Valley	\$ 1,100,000.00				\$ 1,100,000.00	CDBG
Reed Elementary PTA	\$ 500.00				\$ 500.00	GF
S V African American Cultural Center	\$ 560,000.00				\$ 560,000.00	MEASURE E
Sacred Heart Community Service	\$ 2,490,122.00				\$ 2,490,122.00	ARP, CDBG
San Jose Chamber Orchestra	\$ 49,241.00				\$ 49,241.00	TOT
San Jose Children's Discovery Museum	\$ 206,242.00		\$ 720,000.00	\$ 347,368.00	\$ 1,273,610.00	ARP, GF, TOT
San Jose Conservation Corps + Charter School	\$ 250.00		\$ 88,431.00		\$ 88,681.00	GF
San Jose Day Nursery	\$ 1,500.00				\$ 1,500.00	GF

Attachment
List of Grantees Receiving Financial Assistance FY 2022-2023
Data is of 6/30/2023

Organization Legal Name:	Grant	In Kind	Below Market Lease	O&M	Total	Funding Sources
San Jose Downtown Foundation	\$ 1,000.00				\$ 1,000.00	GF
San Jose Evergreen Community College District	\$ 2,000.00				\$ 2,000.00	GF
San Jose Grail Family Services	\$ 6,750.00				\$ 6,750.00	GF
San Jose Institute of Contemporary Art	\$ 108,070.00				\$ 108,070.00	ARP, TOT
San Jose Jazz	\$ 187,190.00				\$ 187,190.00	ARP, TOT
San Jose Job Corps			\$ 19,488.00		\$ 19,488.00	GF
San Jose Multicultural Artists Guild Inc	\$ 26,829.00		\$ 7,188.00		\$ 34,017.00	ARP, GF, TOT
San Jose Museum of Art Association	\$ 232,700.00		\$ 2,340,000.00	\$ 573,916.00	\$ 3,146,616.00	ARP, GF, TOT
San Jose Museum of Quilts & Textiles	\$ 82,615.00				\$ 82,615.00	TOT
San Jose Parent Participating Nursery School			\$ 43,200.00		\$ 43,200.00	GF
San Jose Parks Foundation	\$ 5,000.00				\$ 5,000.00	GF
San Jose Police Officers' Association Charitable Foundation	\$ 250.00				\$ 250.00	GF
San Jose Public Library Foundation	\$ 2,000.00				\$ 2,000.00	GF
San Jose Stage Company	\$ 98,776.00				\$ 98,776.00	ARP, TOT
San Jose State University Research Foundation	\$ 180,000.00				\$ 180,000.00	CDBG, GF
San Jose Symphonic Choir	\$ 15,123.00				\$ 15,123.00	ARP, TOT
San Jose Taiko Group, Inc	\$ 69,317.00				\$ 69,317.00	ARP, TOT
San Jose Youth Symphony	\$ 99,060.00				\$ 99,060.00	ARP, TOT
Schallenberger Home and School Association	\$ 500.00				\$ 500.00	GF
School of Arts and Culture at MHP	\$ 221,974.00		\$ 680,955.00	\$ 478,950.00	\$ 1,381,879.00	ARP, GF, TOT
Senior Adults Legal Assistance (SALA)	\$ 87,550.00				\$ 87,550.00	GF
Seven Trees Neighborhood Association	\$ 500.00				\$ 500.00	GF
Shop With A Cop Foundation of Silicon Valley	\$ 4,650.00				\$ 4,650.00	GF

Attachment
List of Grantees Receiving Financial Assistance FY 2022-2023
Data is of 6/30/2023

Organization Legal Name:	Grant	In Kind	Below Market Lease	O&M	Total	Funding Sources
Sierra Club - Loma Prieta Chapter	\$ 1,250.00				\$ 1,250.00	GF
Silicon Valley African Film Festival (SVAFF)	\$ 2,500.00				\$ 2,500.00	GF
Silicon Valley Monterey Bay Council of Boy Scouts of America	\$ 500.00				\$ 500.00	GF
Silicon Valley Shakespeare	\$ 36,578.00				\$ 36,578.00	GF, TOT
Silicon Valley Youth Climate Action	\$ 5,000.00				\$ 5,000.00	GF
Sister Cities International Inc.	\$ 12,750.00				\$ 12,750.00	GF
SJSU Hammer Theatre				\$ 327,849.00	\$ 327,849.00	GF
SOMOS Mayfair	\$ 157,850.00				\$ 157,850.00	CDBG
South Bay Community Land Trust	\$ 250,000.00				\$ 250,000.00	GF
Starting Arts	\$ 148,785.00				\$ 148,785.00	ARP, TOT
Steinway Society-The Bay Area	\$ 20,972.00				\$ 20,972.00	ARP, TOT
Stroke Awareness Foundation	\$ 1,000.00				\$ 1,000.00	GF
Symphony San Jose	\$ 171,629.00				\$ 171,629.00	ARP, TOT
Teatro Vision de San Jose	\$ 34,966.00				\$ 34,966.00	TOT
The Health Trust	\$ 2,397,803.00				\$ 2,397,803.00	ARP, CDBG, GF, HOPWA
The New Ballet School	\$ 118,286.00				\$ 118,286.00	ARP, TOT
The Tech Interactive			\$ 1,404,000.00	\$ 1,430,927.00	\$ 2,834,927.00	GF
The Vietnamese Voluntary Foundation, Inc. (VIVO)	\$ 42,948.00				\$ 42,948.00	GF
Thompson Creek Neighborhood Association	\$ 1,000.00				\$ 1,000.00	GF
Thousand Oaks Neighborhood Association	\$ 1,500.00				\$ 1,500.00	GF
Tropicana Lanai Neighborhood Association	\$ 800.00				\$ 800.00	GF
UC Hastings Foundation	\$ 500.00				\$ 500.00	GF
Ujima Adult and Family Services	\$ 500.00				\$ 500.00	GF
United States Technology Education Center (USTEC)	\$ 4,000.00				\$ 4,000.00	GF

Attachment
List of Grantees Receiving Financial Assistance FY 2022-2023
Data is of 6/30/2023

Organization Legal Name:	Grant	In Kind	Below Market Lease	O&M	Total	Funding Sources
United Veterans Council of Santa Clara County	\$ 3,000.00				\$ 3,000.00	GF
Valley Verde	\$ 5,000.00				\$ 5,000.00	GF
Veggielution	\$ 6,000.00				\$ 6,000.00	GF
Vietnamese American Cultural Foundation	\$ 3,000.00				\$ 3,000.00	GF
Vietnamese American Organization	\$ 500.00				\$ 500.00	GF
Vietnamese American Roundtable	\$ 1,000.00				\$ 1,000.00	GF
Vietnamese Voluntary Foundation (VIVO)	\$ 1,000.00				\$ 1,000.00	GF
Villages Music Society	\$ 1,500.00				\$ 1,500.00	GF
Vivace Youth Chorus of San Jose	\$ 34,735.00				\$ 34,735.00	TOT
VMC Foundation	\$ 17,000.00				\$ 17,000.00	GF
Vovinam Viet-Vo-Dao of America	\$ 3,500.00				\$ 3,500.00	GF
West Evergreen Neighborhood Association	\$ 500.00				\$ 500.00	GF
West Valley Community Services (WVCS)	\$ 118,118.00				\$ 118,118.00	CDBG, HTF
WILLOW GLEN COMMUNITY FOUNDATION	\$ 17,000.00				\$ 17,000.00	GF
Willow Glen Elementary School - California Congress of Parents, Teachers, and Students, Inc.	\$ 400.00				\$ 400.00	GF
Willow Glen Elementary School PTA	\$ 5,000.00				\$ 5,000.00	GF
Willow Glen Kiwanis Foundation	\$ 10,000.00				\$ 10,000.00	GF
Working Partnerships, USA	\$ 250.00				\$ 250.00	GF
Youth Science Institute	\$ 5,000.00				\$ 5,000.00	GF
Yu-Ai Kai/Japanese American Community Senior Service	\$ 23,593.00		\$ 72,678.00		\$ 96,271.00	GF
GRAND TOTAL	\$ 79,880,697.00	\$ 384,000.00	\$ 5,791,746.00	\$ 4,060,775.00	\$ 90,117,218.00	

COUNT OF ORGANIZATIONS	170	1	18	6	183
-------------------------------	------------	----------	-----------	----------	------------

Attachment
List of Grantees Receiving Financial Assistance
Funding Source Legend

ARP	American Rescue Plan Act
CAC	California Arts Council
CARES	Coronavirus Aid, Relief, and Economic Security Act
CDBG	Community Development Block Grant
CDBG-CARES	Community Development Block Grant and CARES funding (One source)
CDBG-R	Community Development Block Grant – Recovery
ERF	Encampment Resolution Fund
ESG	Emergency Solutions Grant
ESG-CARES	Emergency Solutions Grant and CARES funding (One source)
GF	General Fund
HALA	Housing Affordability & Livability Agenda
HEAP	Homeless Emergency Assistance Program
HHAP	Homeless Housing, Assistance, and Prevention
HOME	Housing Rental Subsidy Program
HOPWA	Housing Opportunities for People with Aids
HOPWA-PSH	Competitive Permanent Supportive Housing Renewal Grant
HTF	Housing Trust Fund
MEASURE E	Measure E 2022-2023
NEA	National Endowment for Arts
PF	Packard Fund
TOT	Transient Occupancy Tax
WIOA	Workforce Innovation and Opportunity Act