

LIBRARY

The San José Public Library's mission is to enrich lives by fostering lifelong learning and by ensuring that every member of the community has access to a vast array of ideas and information.

LIBRARY

The San José Public Library consists of 23 libraries, including the main Dr. Martin Luther King, Jr. Library downtown and branches across the City. In 2011-12 the Library offered 2.1 million materials in various forms including books, CDs, DVDs, and eBooks. The Library also provided programs such as summer reading, literacy assistance, and story times. In 2011-12, 19 of the libraries were open. Four recently constructed/renovated branches are expected to open in 2013.

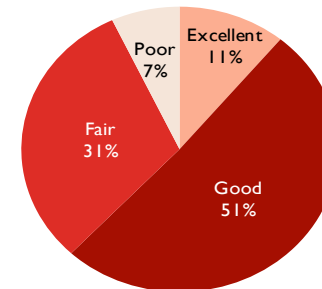
In 2011-12, the Library's operating expenditures totaled \$27.3 million, 11 percent less than one year ago and 19 percent less than five years ago. Staffing totaled 271 authorized positions, 10 percent less than one year ago and 26 percent less than five years ago. In 2011-12, hours open annually totaled 34,077, a drop of 14 percent from the prior year and 21 percent from five years ago.

In a resident survey, 62 percent rated the quality of public library services as good or excellent. 31 percent rated services fair and 7 percent rated services poor.

KEY FACTS (2011-12)

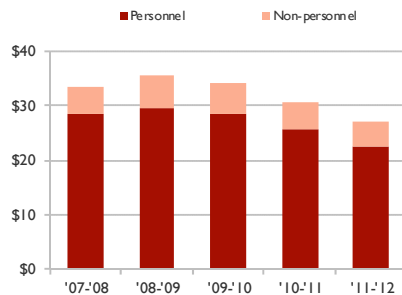
Libraries open	19
Libraries under construction or constructed but with deferred openings	4
Weekly library visitors	118,620
Total library materials	2,070,119
Number of eBooks	35,715
Number of items checked out (including eBooks)	11,544,886
Number of registered borrowers	550,190

How would you rate the quality of public library services in San José?

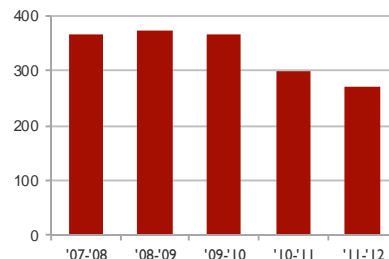


Source: The National Citizen Survey™

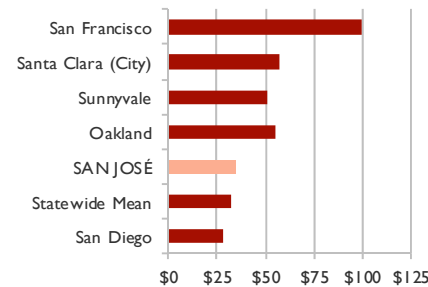
Library Operating Expenditures (\$millions)



Library Staffing

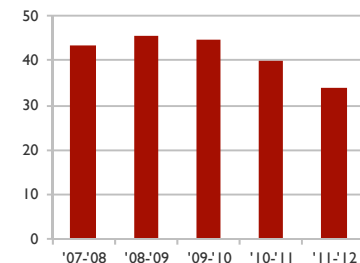


Expenditures Per Capita (2010-11)



Source: California Library Statistics 2012

Total Hours Open Annually (thousands)



LIBRARY COLLECTION AND CIRCULATION

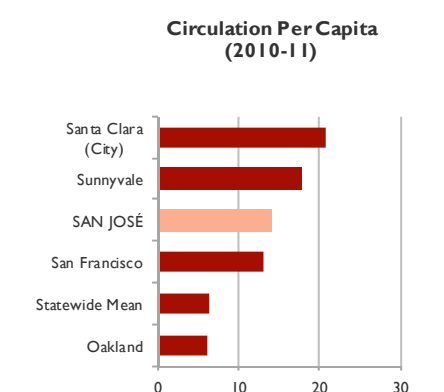
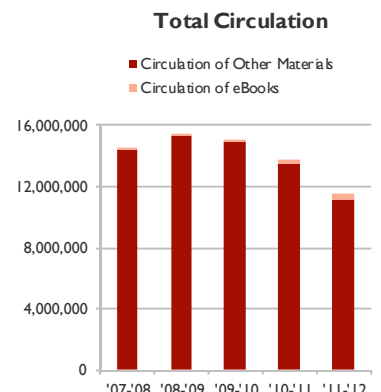
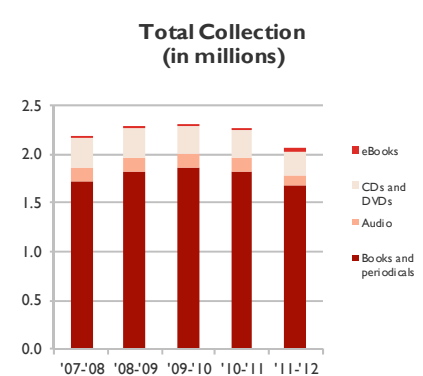
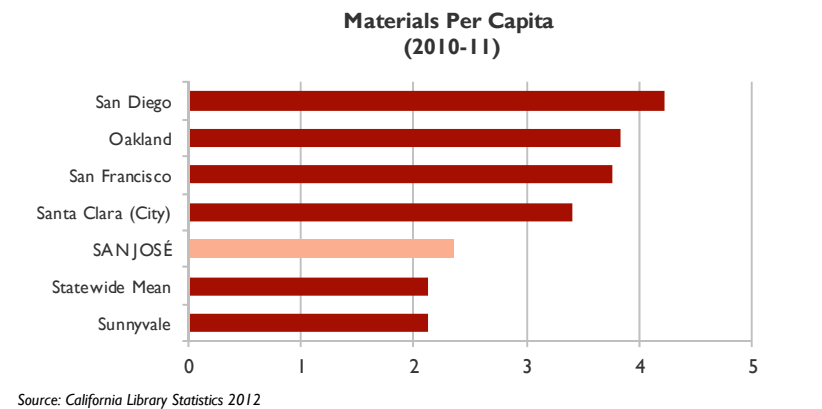
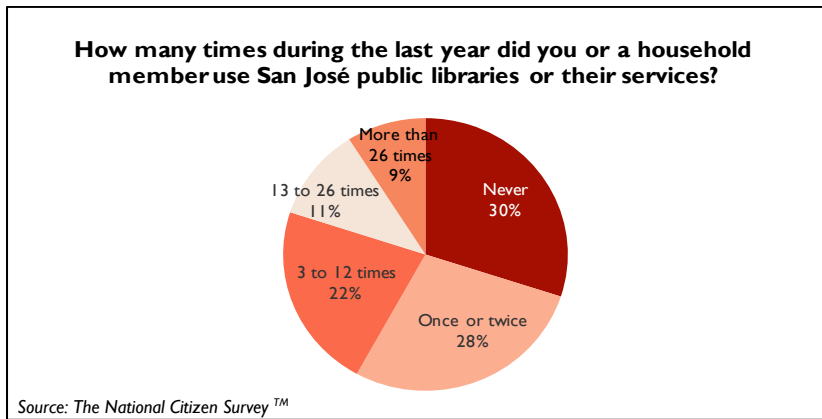
In 2011-12, the Library’s collection totaled about 2.1 million items, about 9 percent fewer than in 2010-11 and about 4 percent fewer than five years ago.

Although eBooks remain a small portion of the total collection, their number increased 84 percent to 35,715 in 2011-12, compared to the prior year and has increased 1,560 percent compared to five years ago. Circulation of eBooks has also continued to increase. It totaled 352,377 in 2011-12, a 99 percent increase over the prior year and a 392 percent increase over five years ago. During FY 2010-11, the Library began offering eBooks for Kindle devices and Kindle apps via a virtual branch.

Total circulation in 2011-12 (including eBooks) was 11.5 million, a 16 percent decrease over one year ago and a 20 percent decrease compared to five years ago, most likely due to continuing reductions in the number of hours that libraries are open. Library borrowers placed about 445,000 online holds to reserve materials.

In 2011-12, circulation per capita (including eBooks) was 11.9, a 17 percent decrease from the prior year and an 19 percent decrease from five years ago. The graph below shows that San José’s circulation per capita was lower than that of Santa Clara or Sunnyvale in 2010-11 but higher than San Francisco, Oakland, and the statewide mean.

Twenty percent of San José respondents to The National Citizen Survey indicated they, or someone in their household, used San José libraries more than 12 times during the last year.



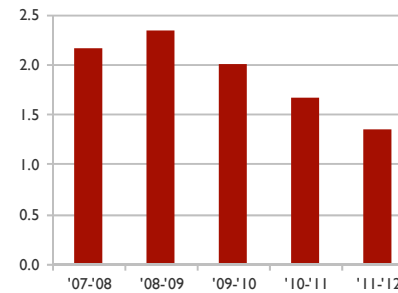
LIBRARY

The City's libraries provide programs to promote reading and literacy and support school readiness. Programs include adult and family literacy programs, preschool and early education initiatives, story time programs, and summer reading programs.

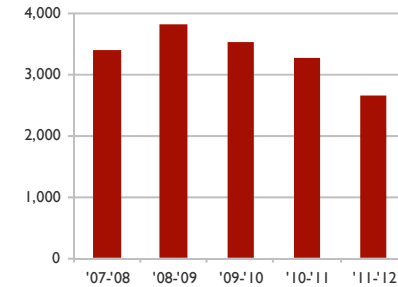
In 2011-12, City libraries offered 2,640 literacy programs or services with attendance totaling 87,421. Total attendance was down 22 percent from 2010-11 and down 17 percent compared to five years ago. In 2011-12, there were 15,547 participants in the summer reading program, 42 percent more than in 2010-11.

In 2011-12, the number of computer sessions on library computers totaled about 1.4 million, a 19 percent decrease from the prior year. According to the department, this was due primarily to the drop in hours open from 2010-11 to 2011-12.

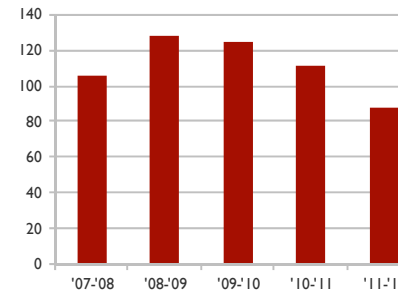
Computer Sessions in Library (millions)



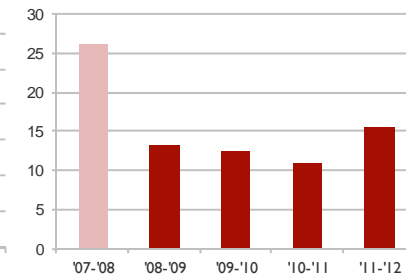
Number of Literacy Programs/Services



Attendance at Literacy Programs (thousands)

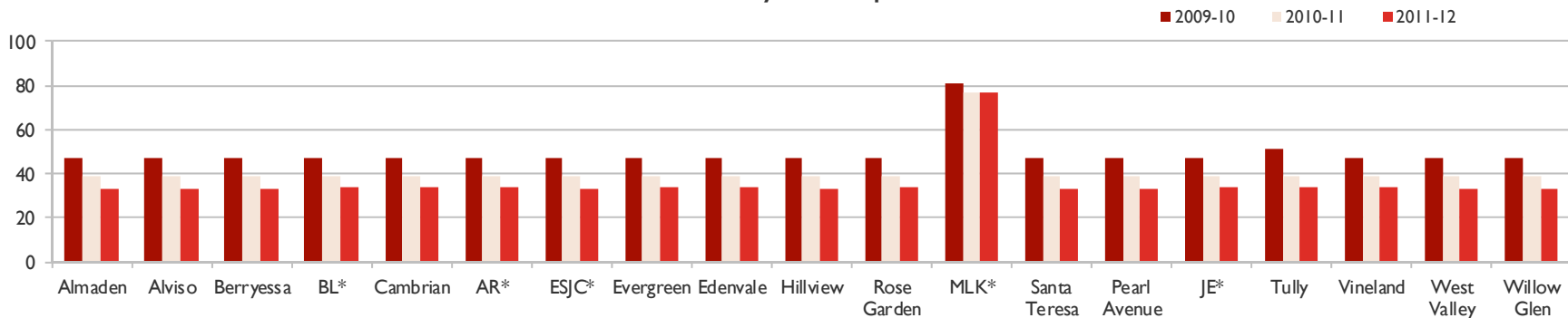


Participants in Summer Reading Program (thousands)*



*In 2008-09, the methodology for calculating Summer Reading participation changed. Data from 2007-08 may not be comparable.

Branch Library Hours Open Per Week



* BL = Biblioteca Latinoamericana; AR = Dr. Roberto Cruz Alum Rock; ESJC = East San José Carnegie; MLK = Dr. Martin Luther King, Jr. Library; JE = Joyce Ellington

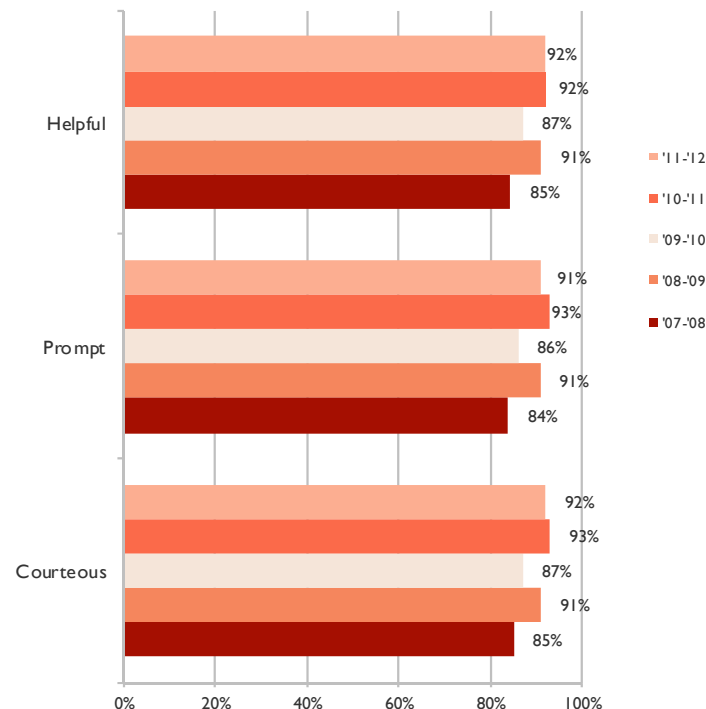
SAN JOSÉ BRANCH LIBRARIES

The main Dr. Martin Luther King, Jr. Library was open 77 hours per week in 2011-12 and 2010-11 (compared to 81 hours in 2009-10). Ongoing budget reductions have resulted in reduced branch library hours. Prior to 2003-04, all branch libraries (excluding King) were open 54 hours per week over six days of service. In 2009-10, branch libraries were open 47 hours per week over six days of service. In 2010-11, branch libraries were open 39 hours a week over five days of service. Such decreases continued into 2011-12 so that branches were open 33 or 34 hours over four days.

In 2010-11, construction was completed on Seven Trees Library and Community Center and the Bascom Library and Community Center. The Seven Trees Community Center opened in October 2010 but the opening of the library was deferred due to budget reductions and is now scheduled for January 2013. The Bascom Community Center opened in mid-2012 and the Library is scheduled to open in February 2013. In 2011-12, construction was completed on the Educational Park Branch and the Calabazas Branch and they are expected to open in May and June 2013, respectively.

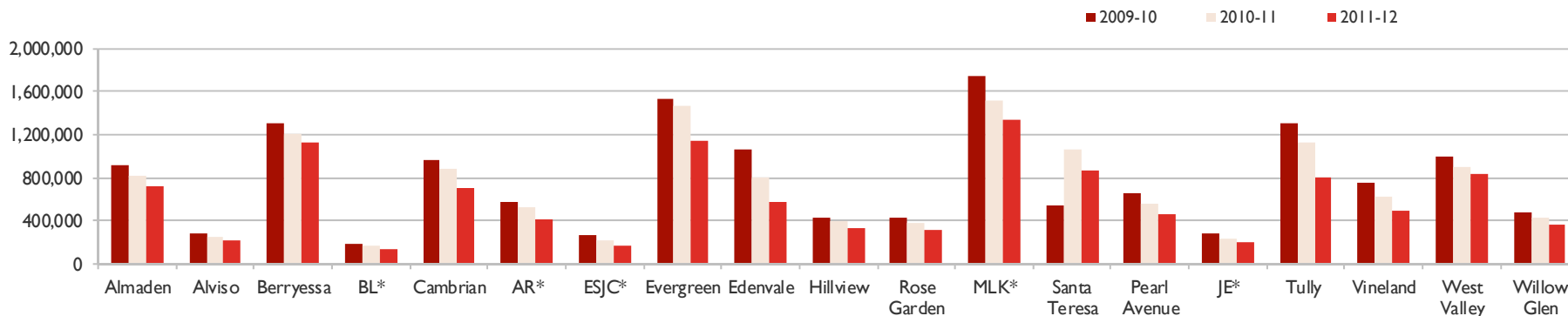
Circulation in 2011-12 varied significantly among locations. The main library (Dr. Martin Luther King, Jr.) downtown had the highest circulation, totaling 1.3 million. Both the Evergreen and Berryessa branch libraries had circulation that was nearly as high, at about 1.1 million. Other high circulation branches included Santa Teresa (861,964) and West Valley (834,342).

Percent of Library Customers Rating Staff Assistance as Helpful, Prompt, or Courteous



Source: Library customer surveys

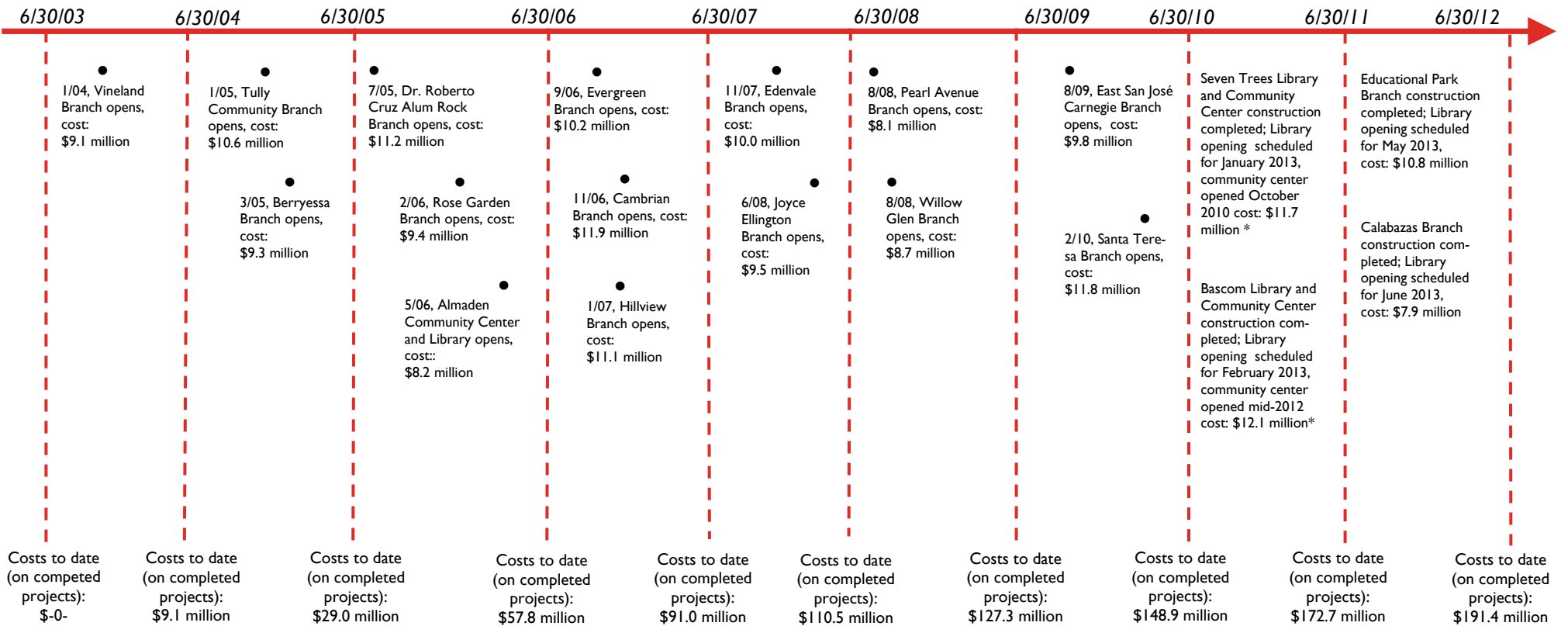
Branch Library Circulation



LIBRARY

In November 2000, voters approved a Branch Library Bond Measure, dedicating \$212 million over ten years for the construction of six new and 14 expanded branch libraries in San José. The first project to be completed under this measure was the new Vineland Branch in South San José, which opened its doors in January 2004.

Branch Library Development Timeline



Project in design phase:

Southeast Branch, projected opening summer 2015, project budget: \$12.1 million

*Library costs only.