

# CITY OF SAN JOSE

## 2024-2025 ADOPTED OPERATING BUDGET

---

### OPERATING BUDGET GUIDE

The Operating Budget document includes the **City Manager’s Budget Message**, outlining major policy issues and changes to City programs, including the General Fund Balancing Strategy Detail, status of Mayor and City Council referrals, and status of City Auditor recommendations with funding impact. The **Community Profile** section includes the roster of elected officials, as well as a listing of State and local legislative highlights. The **Budget Guide** section provides a flow chart of the City of San José’s annual budget process; City organization charts by City Service Area, Function, and Department/Core Service/Program; this operating budget guide; a list of boards, commissions, and committees; fund descriptions; a glossary of terms; and an acronyms index. **Summary Information** of expected revenues, expenditures and staffing is then presented, along with comparative five-year **History and Trend** information on revenues, expenditures, and staffing for the Adopted Budget. The **Budget Policies and Practices** section includes budgeting policies, a City Service Area policy framework, significant accounting practices, and information regarding debt service obligations. The **General Fund Revenue Estimates** section contains assumptions used in budget development, as well as descriptions of major General Fund revenue sources. The remaining Operating Budget document is organized by the following sections as discussed below.

**City Service Areas (CSAs)** align services provided in individual departments into the City’s six key lines of business as viewed from the community’s perspective. A collection of core services from various partner departments, CSAs show the results of the collaboration among the departments at a higher organizational level:

- Community and Economic Development
- Environmental and Utility Services
- Neighborhood Services
- Public Safety
- Transportation and Aviation Services
- Strategic Support

Strategic Support represents functions that provide organization-wide guidance and support to enable the delivery of the City’s direct services.

As an introduction to the CSA section, an **Overview** of the CSA concept, structure, and role in strategic planning and cross-departmental management of service delivery is included. Also, a **City Service Area/Core Service Map** is provided.

#### **CITY SERVICE AREAS (CSA)**

Individual sections on each of the six CSAs follow. Each individual CSA section begins with a **Cover Page** that lists the **CSA Mission Statement, Outcomes, and Primary Partners**, followed by a **Service Delivery Framework** that maps the linkage between the CSA mission, outcomes, and core services. A **CSA Dashboard** highlights key performance measures for the CSA.

A **Budget Overview** follows, which includes the **CSA’s Priorities/Expected 2024-2025 Service Delivery and 2024-2025 Key Budget Actions** for the next year, and a detailed **City Service Area Budget Summary**.

# CITY OF SAN JOSE

## 2024-2025 ADOPTED OPERATING BUDGET

---

### OPERATING BUDGET GUIDE

#### CITY SERVICE AREAS (CSA)

The CSA Overview continues with the **Budget Dollars At Work: Performance Goals** section, which focuses on strategic goals and performance measures by outcome. A chart is displayed under each outcome outlining the current year, subsequent year, and five-year Strategic Goals and associated performance measures. The **Budget Changes** section provides a listing of actions including position and budget changes.

Public Safety and Community and Economic Development City Service Areas and the corresponding departmental Core Services, as well as the Housing Department's Homelessness Response and Solutions Core Service in the Neighborhood Services City Service Area, underwent a performance management modernization in 2023-2024. This initiative started in 2022-2023 and included modernizing the elements of the City Service Areas structure and the corresponding departmental Core Services performance measures and activity and workload highlights, as well as adding **Community Indicators** in the CSA section that informs the equity, efficiency, and effectiveness of the City's service delivery system. For 2024-2025, the remaining three City Service Areas (Environmental and Utilities Services, Transportation and Aviation Services, and Strategic Support) and those related departmental Core Services will undergo performance management modernization.

#### CITY DEPARTMENTS/COUNCIL APPOINTEES

Next, the **City Departments** section, organized alphabetically, reflects technical budget information for each department and provides a full description of budget changes. Each department section begins with a brief synopsis of the department, including the department's **Mission Statement**, listing of the **City Service Areas** supported by the department, and listing and description of the department's **Core Services**. A **Service Delivery Framework** follows, which maps the linkage between the department's **Core Services** and **Programs** and provides program descriptions.

This framework is followed by a **Department Budget Summary**, which includes a summary description of expected 2024-2025 service delivery, impacts of 2024-2025 key budget actions, and a list of operating funds managed by the department (if applicable). A table reflecting funding by core service, category, and funding source for four separate points in time: 2022-2023 Actual Expenditures, 2023-2024 Adopted Budget, 2024-2025 Forecast (Base Budget), and 2024-2025 Adopted Budget follows. Starting in 2017-2018, the data included in this section has been expanded to include all operating costs managed by the department (e.g., City-Wide Expenses, debt service/financing costs) except Transfers, Reserves and Ending Fund Balances. Total Authorized Positions by Core Service are also provided. This section also includes a Dollars by Program that reflects the budget by Core Service and Budget Program.





Next, the **Budget Reconciliation** is presented, which reconciles the Personal Services and Non-Personal/Equipment budget from the 2023-2024 Adopted Budget to the 2024-2025 Adopted Budget. The significant Base Budget adjustments are described (such as negotiated salary and benefit changes and contractual obligations) from the prior year's Adopted Budget and a listing of Budget Actions for 2024-2025 is included.

**CITY OF SAN JOSE**  
**2024-2025 ADOPTED OPERATING BUDGET**  
**OPERATING BUDGET GUIDE**





**CITY DEPARTMENTS/COUNCIL APPOINTEES**

The details of **Budget Changes by Department** are provided next. Included for each change is a budget action title; the action’s impact on positions, all funds, and the General Fund; a list of the CSAs, core services and programs impacted; followed by a description of what will be added or deleted, the need for the change, and the amount and nature of the funding involved.

The **Performance Summary** charts are next. These charts present the measures and data used in evaluating core service results. Most core services include performance measures that describe expected results in four key measurement areas:

-  Quality – How well is the service doing what it is intended to do?
-  Cost – What resources are used to achieve results?
-  Cycle Time – Timeliness of service delivery.
-  Customer Satisfaction – How customers view the City’s service efforts.

As stated previously, some City Service Areas and associated departmental Core Services underwent a performance management modernization, which included the addition of these new key budget performance measure measurement areas:

<b>Four Key Budget Performance Measure Measurement Areas</b>			
			
<b>Access</b> - How well does a service enable access, participation, visitation, and usage? How well does the service lead to its intended outcome or opportunity pathway?	<b>Customer Satisfaction</b> - How well does a service meet customer needs? How well does a service resolve a customer’s problem? How well does a service deliver its intended experience for a customer?	<b>Reliability and Responsiveness</b> - How well does a service meet response time targets? How well does a service deliver resolution? How well does a service meet its efficiency goals?	<b>Cost Effectiveness</b> - How well does a service resource deliver its intended outcome? How well does a service resource deliver its intended output?

The **Activity and Workload Highlights** chart shows the scope and extent of the workload demand and the activities completed. For example, while the Performance Summary section focuses on percentages of workload accomplished successfully, the Activity and Workload Highlights section may provide a count of the total workload attempted/completed.

The City Departments section ends with a **Departmental Position Detail** that provides the authorized positions for the department and a one-year history of changes.

**CITY OF SAN JOSE**  
**2024-2025 ADOPTED OPERATING BUDGET**  

---

**OPERATING BUDGET GUIDE**

**CITY-WIDE**

The next major section of the budget document includes technical budget information. **City-Wide Expenses** are General Fund allocations that relate to more than one department or are not directly associated with ongoing departmental operations. These expenses are categorized to align to the CSAs to which they primarily contribute. **General Fund Capital, Transfers, and Reserves** includes budget information regarding capital contributions, transfers to other funds, earmarked reserves, and the contingency reserve. Both the City-Wide Expenses and General Fund Capital, Transfers, and Reserves sections include a **Mission Statement**, listing of **City Service Areas** and **Expense Types** supported by these allocations, **Budget Summary**, **Budget Reconciliation**, **Budget Changes by Expense Type**, and **Detail of Costs Description** (a listing of all allocations for each Expense Type).

**SOURCE AND USE OF FUNDS STATEMENTS**

The **Source and Use of Funds Statements** detail projected revenues, expenditures, and fund balances and are included for all budgeted special funds.

**APPENDICES**

In the Adopted Budget, the appendices section includes the Mayor's March and June Budget Messages, the Gann Limit Compliance Memorandum, the Budget Adoption Resolution, the Homelessness Budget for 2024-2025, Employee Compensation and Benefits, the 2024- 2025 retirement budgets presented to the Federated City Employees Retirement System Board and the Police and Fire Department Retirement Plan Board, the Community Development Block Grant (CDBG) Fund 2024-2025 Funding Allocation, and the Transient Occupancy Tax (TOT) Fund 2024-2025 Cultural Grants/Programs and Services Funding Plan.