

What does the Front Setback Paving Ordinance do?

This ordinance limits the amount of paving in the front setback of all lots with a single-family dwelling unit and all lots in **any R-1** Residence District in the City of San Jose.

When did the ordinance go into effect?

The Front Paving Ordinance went into effect on July 1, 1999.

Why did the City Council enact this Ordinance?

The Front Setback Paving Ordinance was enacted in response to community concerns about the damaging effect on neighborhood character of paving and parking in single-family front yards. Front yards paved as private parking lots are generally considered to be inconsistent with good neighborhood quality. Parking in front setback areas has increased noticeably in recent years and many neighborhoods have expressed an interest in having limits placed on the extent of such paving and parking.

Off-street parking on single-family lots is currently limited to paved areas in the front yard and corner side yard as a result of the Lawn Parking Ordinance enacted by the City Council December 1995.

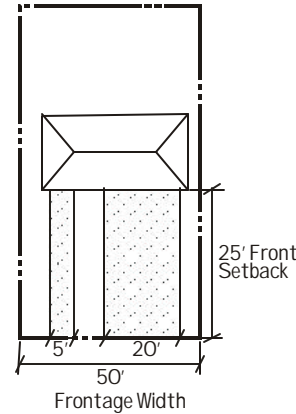
What is a "paved" surface?

A "paved" surface is one made of concrete, brick, asphalt, pavers, or other similar material. For more information regarding parking and paving, please refer to Planning brochure titled "What is the Lawn Parking Ordinance?"

What are the limitations under this Ordinance?

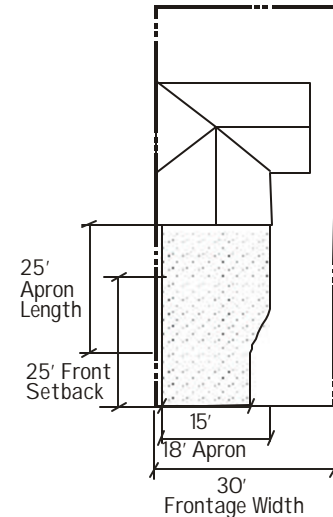
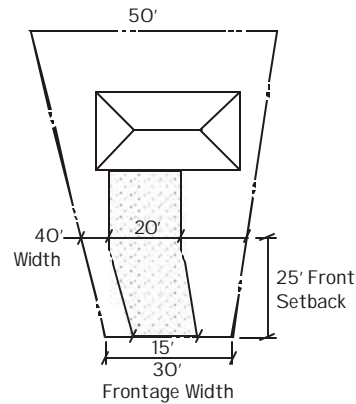
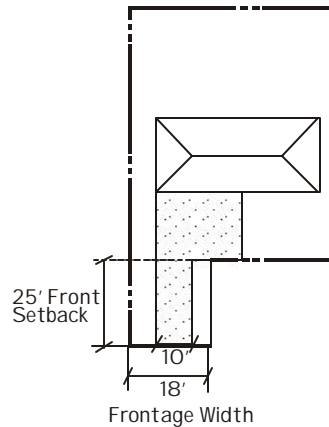
Single-Family Lots with a Frontage Width of 40 Feet or Greater:

- No more than 50% of the front setback area may be paved.



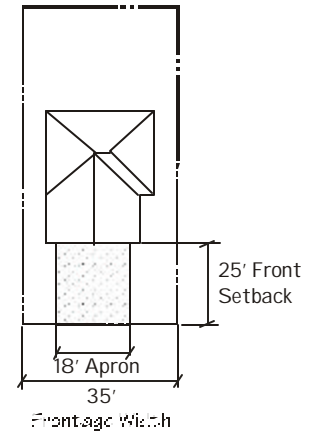
Single-Family Lots with a Frontage Width of Less Than 40 Feet:

- Paving in the front setback area is limited to 10 feet in width or 50% of the width of the lot at any given point, whichever is greater.



Also,...


- A "parking apron" is allowed as an exception to the 50% limitation for *single-family lots with a frontage width of less than 40 feet only*. To qualify as an exception, the parking apron must be located directly "in front" of, and provide primary access to, two side by side required parking spaces. In most cases, the required parking will be a garage. This apron is limited to a width of no more than 18 feet and a length of no more than 25 feet and may be located wholly or partially in the front setback area.



Front Setback Paving Ordinance



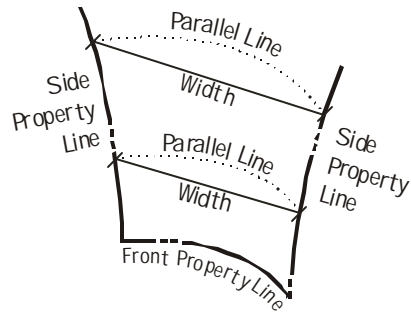
City of San Jose
Planning, Building and Code Enforcement
200 East Santa Clara Street
San Jose, CA 95113-1905



City of San Jose
Planning, Building and Code Enforcement
www.sanjoseca.gov/planning

How does a property owner determine the width of the property if it is an odd shape or configuration?

The width of the property is determined by a line drawn between two points at which the line parallel to the front property line crosses the side property lines.



What happens to the properties that don't conform to the Front Setback Paving Ordinance?

If the paving was done *prior* to the effective date of the ordinance, the paving is legal. If the paving is legal, the owner of the site would not have to remove it in order to comply with the current regulations. The current regulations do apply, however, to any increases in the amount of paved area after July 1, 1999. If you have questions regarding the regulations, contact the Planning staff at (408) 535-3555.

What is the required front setback for my lot? How can I find out what the setback requirements are?

The required setback for a lot is determined by its zoning district. Zoning districts in the City of San Jose can vary from block to block. To find out the zoning district and the required setbacks for a lot, contact the Planning staff at (408) 535-3555.

Para mas informacion,
por favor llame (408) 535-3555

For more information
call (408) 535-3555