



San Jose Arena Authority

**Special Annual Meeting of the Board of Directors
SAP Center at San Jose
Conference Room 1
525 W. Santa Clara Street
San Jose, CA
December 7, 2017
5:30 pm**

Agenda

Expected Board Attendees

Matthew Bright	John Kennett
Scott Bruner	Madison Nguyen
David Buchholz	Colleen Reilly
Jonathan Clough	Donald Rocha
Eileen Consiglio	Dylan Simon
Devora Davis	Kathy Sutherland
Loren Haley	Eva Terrazas
Leslee Hamilton	Vinni Walia
Carl Honaker	Rusty Weekes

Staff

Chris Morrissey (Executive Director)
Shelly Wang (Administrative Assistant)
Elizabeth Klotz (Deputy City Attorney)

Guests

Rich Sotelo (Sharks Sports & Entertainment)
Bill Ekern (City of San Jose)
Ben Tripousis (High Speed Rail Authority)

1. **Call to Order/Roll Call/Introductions**
2. **General Business**
 - a. Review and Approve October 2017 Board Meeting Minutes
3. **Committee Reports**
 - 3.1. *Standing Executive Committee (Chair: Hamilton)*
 - a. Accept Verbal Report on Format of Special Annual Board Meeting
 - 3.2. *Standing Finance Committee (Chair: Bright)*
 - a. Review and Approve Arena Authority FY 2016-17 Financial Compilation Report
 - 3.3. *Standing San Jose Sports Hall of Fame Committee (Chair: Reilly)*
 - a. Accept Report on 2017 San Jose Sports Hall of Fame Program
 - 3.4. *Standing Facilities Committee (Co-Chairs: Buchholz, Clough)*
 - a. Accept Verbal Report on Capital Budget Preparations for FY 2018-19
 - 3.5. *Standing San Jose Municipal Stadium Committee (Co-Chairs: Honaker, Kennett)*
 - a. Accept Verbal Report on Stadium Capital Budget Preparation for FY 2018-19

4. **Other Business**

- a. Accept Report on the High Speed Rail Project in the Vicinity of SAP Center at San Jose
- b. Accept Verbal Report on SAP Center at San Jose/San Jose Diridon Station Area Plan and Development

5. **Open Forum**

6. **Adjournment**

All public records relating to an open session on this agenda, which are not exempt from disclosure pursuant to the California Public Records Act, that are distributed to a majority of the legislative body will be available for public inspection at the office of the San Jose Arena Authority, SAP Center at San Jose, 525 W. Santa Clara Street, San Jose CA 95113 at the same time that the public records are distributed or made available to the legislative body.

To request an accommodation or alternative format for City-sponsored meetings, events or printed materials, please contact the San Jose Arena Authority at 408-977-4780 or 408-977-4779 (TTY) or contact wang@sjaa.com as soon as possible but at least three business days before the meeting/event.

November 25, 2017

San Jose Arena Authority

Regular Meeting of the Board of Directors
San Jose Municipal Stadium
588 E. Alma Avenue
San Jose, CA
October 25, 2017
4:00 pm

Meeting Minutes

Board Members in Attendance

Matthew Bright	Madison Nguyen
David Buchholz	Donald Rocha
Eileen Consiglio	Dylan Simon
Devora Davis	Kathy Sutherland
Carl Honaker	Vinni Walia
John Kennett	Rusty Weekes

Staff in Attendance

Chris Morrissey (Executive Director)
Shelly Wang (Administrative Assistant)
Elizabeth Klotz (Deputy City Attorney)

Guests in Attendance

Phillip Fernandez (Council District 6)
Daniel Orum (San Jose Giants)
Rich Sotelo (Sharks Sports & Entertainment)

Board Members Not in Attendance

Scott Bruner	Leslee Hamilton
Jonathan Clough	Colleen Reilly
Loren Haley	Eva Terrazas

1. **Call to Order/Roll Call/Introductions.** The Arena Authority convened the Regular Meeting of the Board of Directors at San Jose Municipal Stadium at 4:05 pm.
 - a. Welcome New Arena Authority Board Member Madison Nguyen. The Arena Authority welcomed former Vice Mayor Madison Nguyen to the Arena Authority Board.
2. **General Business**
 - a. Review and Approve September 2017 Board Meeting Minutes. Approved with 7 approvals. 2 Abstentions (Nguyen and Sutherland). 1st: Honaker, 2nd: Buchholz
 - b. Accept Report on Downtown Transit and Development Projects (Haley). See agenda item 2.b.
3. **Executive Director and Staff Reports**
 - 3.1. Executive Director (Morrissey)
 - a. Accept Verbal Reports on Arena Authority Oversight
 - SAP Center at San Jose. Sharks home season opened on October 4. Construction projects in the vicinity of the Center include sidewalk work along St. James and underground cable work by the VTA, which will be installing a new ADA access ramp following the underground cable work. Executive Director Morrissey attended a City Council District 3 public meeting to hear about future projects in the Downtown area. Projects being planned for Downtown include approximately 2,000 residential units and over 90,000 square feet of commercial/retail space.

- Solar4America Ice at San Jose. No report.
 - San Jose Municipal Stadium. Work continues on preparing and painting the stadium light standards.
- b. Accept Verbal Report on Arena Authority Administrative Issues
- South Campus Operations Team. Park and facility operators continue to provide fall programming and events.

3.2. Administrative Assistant (Wang)

- a. Accept Report on Recent and Upcoming Events at SAP Center at San Jose. Shows added not reflected on the event calendar: November 30, 94.9 Jingle Ball, and December 2, Poptopia.
- b. Accept Verbal Report on Activities at Solar4America Ice at San Jose. 2017 International Silver Stick Tournament will take place November 23-26, 2017.
- c. Accept Annual Report on the Arena Authority Ticket Distribution Program. See agenda item 3.2.c.

4. Committee Reports

4.1. Standing Executive Committee (Chair: Hamilton)

- a. Accept Verbal Report on December Annual Board Meeting. The Annual Board meeting will be held on Thursday, December 7 at 5:00 pm and will follow with Board recognition in the City suite for the Sharks game.

4.2. Standing Finance Committee (Chair: Bright)

- a. Update on the Transition of the Monthly Financial Statements. The Arena Authority is in the process of completing the monthly financial statements with the new accounting firm.
- b. Accept Verbal Report on Preparation of the FY 2016-17 Financial Compilation. The FY 2016-17 financial compilation will be presented at the Annual Meeting on December 7.
- c. Review and Approve Closing the Ticket Revenue Account at Heritage Bank and Transferring the Account to Bank of America and Approve Signatory Authorization to the Board Treasurer, Executive Director, and Administrative Assistant. Approved with 9 approvals. 1st: Sutherland, 2nd: Consiglio

4.3. Standing San Jose Sports Hall of Fame Committee (Chair: Reilly)

- a. Accept Verbal Report on 2017 San Jose Sports Hall of Fame Program. The Sports Hall of Fame Dinner and Induction Ceremony will take place on Thursday, November 9. Tickets are still available for the event.

4.4. Standing Facilities Committee (Co-Chairs: Buchholz, Clough)

- a. Accept Verbal Report on Capital Budget Preparations for FY 2018-19. No report.

4.5. Standing San Jose Municipal Stadium Committee (Co-Chairs: Honaker, Kennett)

- a. Accept Verbal Report on Stadium Capital Budget Preparation for FY 2018-19. No report.
- b. Tour of San Jose Municipal Stadium (at the end of the meeting). Dan Orum, President and CEO of the San Jose Giants, led the Arena Authority Board on a tour of Municipal Stadium.

4.6. Ad Hoc Board Recruitment Committee (Chair: Sutherland)

- a. Accept Verbal Report on Current Board Vacancy. The Arena Authority Board currently has one vacancy and will begin recruitment after January 1, 2018.

- 4.7. Standing Community Programs Committee (Co-Chairs: Bright, Terrazas)
 - a. Accept Report on Recent City and Community Events Program Activity. See agenda item 4.7.a.
5. **Open Forum.** Board members commended the San Jose Giants for their exceptional community engagement programs as presented in the 2017 San Jose Giants Community Report. On December 15, the U.S. Women's Hockey Team will compete at SAP Center at San Jose as part of the official U.S. Olympic Exhibition.
6. **Adjournment.** The meeting adjourned at 5:05pm.

Submitted by:



Shelly Wang

SAN JOSE ARENA AUTHORITY

FINANCIAL STATEMENTS

June 30, 2017

To the Board of Directors of the
San Jose Arena Authority

Management is responsible for the accompanying financial statements of San Jose Arena Authority (a non-profit corporation), which comprise the statement of financial position as of June 30, 2017, and the related statements of activity and cash flows for the year ended, and the related notes to the financial statements in accordance with U.S. generally accepted accounting principles. We have performed a compilation engagement in accordance with Statements on Standards for Accounting and Review Services promulgated by the Accounting and Review Services Committee of the AICPA. We did not audit or review the financial statements nor were we required to perform any procedures to verify the accuracy or completeness of the information provided by management. Accordingly, we do not express an opinion, a conclusion, nor provide any form of assurance on these financial statements.

Costantini, Immer & Reynolds

COSTANTINI, IMMER & REYNOLDS
SAN JOSE, CA

November 17, 2017

SAN JOSE ARENA AUTHORITY
(A Non-Profit California Corporation)
STATEMENT OF FINANCIAL POSITION
June 30, 2017

ASSETS

Current Assets:	
Cash	\$ 35,110
Prepaid insurance	<u>3,618</u>
Total Current Assets	38,728
Office Equipment, Furniture and Fixtures, Net of Accumulated Depreciation of \$60,752	 <u>3,327</u>
Total Assets	 <u>\$ 42,055</u>

LIABILITIES AND NET ASSETS

Current Liabilities:	
Accounts payable	\$ 1,841
Accrued liabilities	<u>15,497</u>
Total Current Liabilities	<u>17,338</u>
Net Assets:	
Unrestricted	24,717
Temporarily restricted	<u>0</u>
Total Net Assets	<u>24,717</u>
Total Liabilities and Net Assets	 <u>\$ 42,055</u>

See accompanying notes to the financial statements.

SAN JOSE ARENA AUTHORITY
(A Non-Profit California Corporation)
STATEMENT OF ACTIVITIES
For the Year Ended June 30, 2017

	<u>Unrestricted</u>	<u>Temporarily Restricted</u>	<u>Total</u>
Support and Revenues:			
City of San Jose	\$ -	\$ 239,900	\$ 239,900
Arena seat revenue	1,164	-	1,164
Interest income	45	31	76
Donated services	9,596	-	9,596
Satisfaction of purpose restrictions	<u>239,931</u>	<u>(239,931)</u>	<u>-</u>
Total Support and Revenues	<u>250,736</u>	<u>-</u>	<u>250,736</u>
Expenses:			
Program expenses:			
Oversight of Arena	56,692	-	56,692
Ticket Distribution	27,917	-	27,917
Community Programs	36,818	-	36,818
Oversight of Ice Center	37,356	-	37,356
Oversight of Muni Stadium	37,356	-	37,356
South Campus Program	28,017	-	28,017
Administrative	<u>24,749</u>	<u>-</u>	<u>24,749</u>
Total Expenses	<u>248,905</u>	<u>-</u>	<u>248,905</u>
Increase in Net Assets	1,831	-	1,831
Net Assets:			
Beginning of year	<u>22,886</u>	<u>-</u>	<u>22,886</u>
End of Year	<u>\$ 24,717</u>	<u>\$ 0</u>	<u>\$ 24,717</u>

See accompanying notes to the financial statements.

SAN JOSE ARENA AUTHORITY
(A Non-Profit California Corporation)
For the Year Ended June 30, 2017
STATEMENT OF FUNCTIONAL EXPENSES

	Program Services							Total Expenses
	Oversight of Arena	Ticket Distribution	Community Programs	Oversight of Ice Center	Oversight of Muni Stadium	South Campus Program	Administrative	
Wages	\$ 48,361	\$ 24,378	\$ 27,663	\$ 32,240	\$ 32,240	\$ 24,180	\$ 6,895	\$ 195,957
Payroll taxes and employee benefits	4,296	2,166	2,457	2,864	2,864	2,148	612	17,407
Vehicle	720	34	365	480	480	360	10	2,449
Accounting	0	0	0	0	0	0	5,700	5,700
Board support expenses	0	0	0	0	0	0	900	900
Meetings	658	0	0	0	0	0	659	1,317
Advocacy support	0	0	4,813	0	0	0	0	4,813
Depreciation	331	167	190	221	221	166	47	1,343
Insurance	1,277	644	730	851	851	638	182	5,173
Repairs and maintenance	240	121	137	160	160	120	34	972
Office supplies	353	178	202	236	235	177	50	1,431
Telephone and internet	262	131	150	175	175	131	37	1,061
Outside services	107	54	61	71	71	53	15	432
Miscellaneous	87	44	50	58	59	44	12	354
Donated services	0	0	0	0	0	0	9,596	9,596
Total Expenses	\$ 56,692	\$ 27,917	\$ 36,818	\$ 37,356	\$ 37,356	\$ 28,017	\$ 24,749	\$ 248,905

See accompanying notes to the financial statements.

SAN JOSE ARENA AUTHORITY
(A Non-Profit California Corporation)
STATEMENT OF CASH FLOWS
For the Year Ended June 30, 2017

Cash Flows From Operating Activities:		
Increase in Net Assets		\$ 1,831
Adjustments to reconcile change in net assets to net cash used by operating activities:		
Depreciation		1,343
Prepaid Insurance		145
Accounts payable		1,668
Accrued liabilities		<u>3,034</u>
Net Cash Provided By Operating Activities		8,021
Cash Flows From Investing Activities		-
Cash Flows From Financing Activities		<u>-</u>
Net Increase in Cash		8,021
Cash:		
Beginning of year		<u>27,089</u>
End of Year		<u>\$ 35,110</u>

See accompanying notes to the financial statements.

SAN JOSE ARENA AUTHORITY
(A Non-Profit California Corporation)
NOTES TO FINANCIAL STATEMENTS
For the Year Ended June 30, 2017

NOTE 1 – SUMMARY OF SIGNIFICANT ACCOUNTING POLICIES

Organization:

The San Jose Arena Authority (the SJAA) was formed by resolution of the San Jose City Council to represent the City's interest in the oversight and operation of SAP Center at San Jose. The SJAA also serves as the City's community liaison concerning the day-to-day management and operation of SAP Center at San Jose. Additionally, the SJAA was designated by the San Jose City Council to evaluate the operations and management of Sharks Ice at San Jose, San Jose Municipal Stadium and the South Campus Operations Program.

Basis of Accounting:

The financial statements of the SJAA have been prepared on the accrual basis of accounting and accordingly reflect all significant receivables, payables, and other liabilities. The SJAA reports information regarding their financial position and activities according to three classes of net assets: unrestricted net assets, temporarily restricted net assets, and permanently restricted net assets as follows:

Unrestricted Net Assets—Net assets that are not subject to donor-imposed stipulations.

Temporarily Restricted Net Assets—Net assets subject to donor-imposed stipulations that may or will be met either by actions of SJAA and/or the passage of time.

Permanently Restricted Net Assets—Net assets to be held in perpetuity as directed by donors. The income from the contributions is available to support activities as designated by the donors.

Revenues are reported as increases in unrestricted net assets unless use of the related assets is limited by donor-imposed restrictions. Expenses are reported as decreases in unrestricted net assets. Gains and losses on assets and liabilities are reported as increases or decreases in unrestricted net assets unless their use is restricted by explicit donor restriction or by law.

Support and Revenues:

The majority of support and revenues are received from the City of San Jose for the operation of San Jose Arena Authority.

Recognition of Donor Restrictions:

Support that is restricted by the donor is reported as an increase in unrestricted net assets if the restriction expires in the reporting period in which the support is recognized. All other donor-restricted support is reported as an increase in temporarily or permanently restricted net assets depending on the nature of the restriction. When a restriction expires, temporarily restricted net assets are reclassified to unrestricted net assets.

SAN JOSE ARENA AUTHORITY
(A Non-Profit California Corporation)
NOTES TO FINANCIAL STATEMENTS (Continued)
For the Year Ended June 30, 2017

Office Equipment, Furniture and Fixtures:

Office furniture and equipment is recorded at cost. Depreciation is computed on a straight-line basis over estimated useful lives of 5-20 years.

Accrued Vacation:

Vacation pay is accrued for full-time, salaried employees based upon their length of service at the following:

<u>Service</u>	<u>Vacation Days</u>
1-3 years	10 days
3-5 years	15 days
5-10 years	20 days
After 10 years and there after	25 days

There is no maximum amount of accrued vacation. Accrued vacation represents vacation carried, but not taken as of June 30, 2017 and is included in "accrued liabilities" in the statement of financial position. The accrued vacation balance as of June 30, 2017 was \$7,324.

Income Taxes:

The organization is a non-profit corporation that is exempt from income taxes under Section 501(c)(3) of the Internal Revenue Code and related California code sections.

Use of Estimates:

In preparing financial statements in conformity with accounting principles generally accepted in the United States of America, management is required to make estimates and assumptions that affect certain reported amounts and disclosures. Actual results could differ from those estimates under different assumptions of conditions.

Functional Allocation of Expenses:

The costs of providing the various programs and other activities have been summarized on a functional basis in the statement of activities. Accordingly, certain costs have been allocated among the programs and supporting services benefited.

Cash and Cash Equivalents:

Cash equivalents consist of highly liquid investments with an initial maturity of three months or less. Fair value approximates carrying amounts.

SAN JOSE ARENA AUTHORITY
(A Non-Profit California Corporation)
NOTES TO FINANCIAL STATEMENTS (Continued)
For the Year Ended June 30, 2017

NOTE 2 – FAIR VALUE MEASUREMENTS

The SJAA measure fair value in accordance ASC Topic 820, Fair Value Measurement. ASC 820 applies to all financial instruments that are being measured and reported on a fair value basis.

ASC 820 defines fair value as the price that would be received to sell an asset or paid to transfer a liability in an orderly transaction between market participants at the measurement date. ASC 820 establishes a fair value hierarchy that prioritizes the inputs to valuation techniques used to measure fair value. The hierarchy gives the highest priority to unadjusted quoted prices in active markets for identical assets or liabilities (Level 1 measurements) and the lowest priority to measurements involving significant unobservable inputs (Level 3 measurements). The three levels of the fair value hierarchy are as follows:

Level 1: Inputs are quoted market prices (unadjusted) in active markets for identical assets or liabilities that the entity has the ability to access at the measurement date.

Level 2: Inputs other than quoted prices within Level 1 that are observable, either directly or indirectly such as quoted prices for similar assets or liabilities in active markets or inactive markets, or inputs other than quoted prices that are observable for the asset or liability.

Level 3: Inputs are unobservable. Valuations for assets and liabilities that are derived from other valuation methodologies, including option pricing models, discounted cash flow models and similar techniques, and not based on market exchange, dealer, or broker traded transactions. Level 3 valuations incorporate certain assumptions and projections in determining the fair value assigned to such assets or liabilities.

NOTE 3 - OFFICE EQUIPMENT, FURNITURE AND FIXTURES

Office equipment, furniture and fixtures, and office improvements consist of the following at June 30, 2017:

Equipment	\$ 10,618
Furniture and fixtures/office improvements	<u>53,461</u>
	64,079
Less accumulated depreciation	<u>60,752</u>
	<u>\$ 3,327</u>

SAN JOSE ARENA AUTHORITY
(A Non-Profit California Corporation)
NOTES TO FINANCIAL STATEMENTS
For the Year Ended June 30, 2017

NOTE 4 – TEMPORARILY RESTRICTED NET ASSETS

Net assets were released from donor restrictions by incurring expenses satisfying the purpose restrictions specified by donors as follows:

Purpose restriction accomplished:	
Oversight of Arena, Sharks Ice and Municipal Stadium	<u>\$ 239,931</u>

NOTE 5 – DONATED SERVICES

For the year ended June 30, 2017, the Organization recognized \$9,596 of donated services for tax preparation.

NOTE 6 – SUBSEQUENT EVENTS

The management of the SJAA have reviewed the results of operations and evaluated subsequent events for the period of time from its year end June 30, 2017 through November 17, 2017, the date the combined financial statements were available to be issued, and have determined that no adjustments are necessary to the amounts reported in the accompanying combined financial statements nor have any subsequent events occurred, the nature of which would require disclosure.

SAN JOSE SPORTS HALL OF FAME 2017

WELCOME

TO THE 23rd ANNIVERSARY OF THE SAN JOSE SPORTS HALL OF FAME INDUCTION CEREMONY.


Twenty-three years. One hundred and six inductees. The celebration continues!

Tonight, we are proud to induct five remarkable individuals into the San Jose Sports Hall of Fame for their athletic achievements and their contributions to our community: Baseball All-Star, Gold Glove Winner and 1996 National League MVP, Ken Caminiti, San Francisco 49er Wide Receiver, Super Bowl Winner and Humanitarian, Dwight Clark, All American Player/Gold Medal and NCAA Championship Coach, Mark Marquess, Rodeo Hall of Famer, Collegiate and Professional Steer Wrestling Champion, Jack Roddy and National Champion Soccer Player, Olympic Medalist, Danielle Slaton.

In addition to honoring elite athletes and coaches, the San Jose Sports Hall of Fame is committed to supporting local sports at all levels. Tonight, the Hall of Fame will also recognize the High School Athletes of the Year, Amateur Athletes of the Year and the Special Olympics Athlete of the Year. This evening is possible because of the generous partnership and valuable contributions from the sponsors listed in this program. Tonight's ceremony and silent auction will benefit Special Olympics Northern California and the respective athletic departments of the high school award winners.

Thank you for your support of San Jose's history and community.

EVENT PARTNERS



The San Jose Sports
Hall of Fame
THANKS
the San Jose Arena Authority
for their dedication
and partnership for the
past 23 years.



San Jose Arena Authority Board Members

Leslee Hamilton, **Board Chairperson** | John Kennett, **Board Vice Chairperson**
Matthew Bright, **Board Treasurer** | Scott Bruner | Eva Terrazas | **Board Secretary**
Scott Bruner | David Buchholz | Jonathan Clough | Eileen Consiglio | Carl Honaker
Madison Nguyen | Colleen Reilly | Kathy Sutherland | Vinni Walia | Rusty Weekes

Ex-Officio Board Members Loren Haley, **City Manager's Office**

Dev Davis | **San Jose City Council** | Donald Rocha | **San Jose City Council**

Dylan Simon | **Mayor Sam Liccardo's Office**

Executive Staff Executive Director, Chris Morrisey

Administrative Manager, Shelly Wang | **City Attorney Liaison**, Elizabeth Klotz



SAN FRANCISCO TO SAN JOSE PROJECT SECTION

Ben Tripousis
Northern California Regional Director
San Jose Arena Authority
Thursday, December 7, 2017

AGENDA REVIEW

- California High-Speed Rail Program Update
- San Francisco to San Jose Project Section Update
- San Jose to Merced Project Section Update
- Outreach Update
- Questions & Comments


CALIFORNIA HIGH-SPEED RAIL PROGRAM UPDATE



3

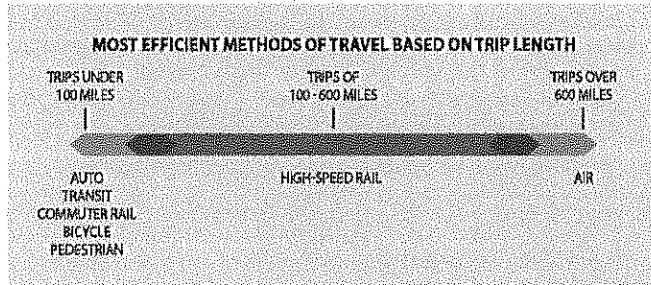
HIGH-SPEED RAIL: More Than A Transportation Program

- California is 6th Largest Economy in the World
- Comparable to Northeast Corridor in Terms of Distance, Population and Complexity
- Transformative Investment
- Connecting all California Population Centers


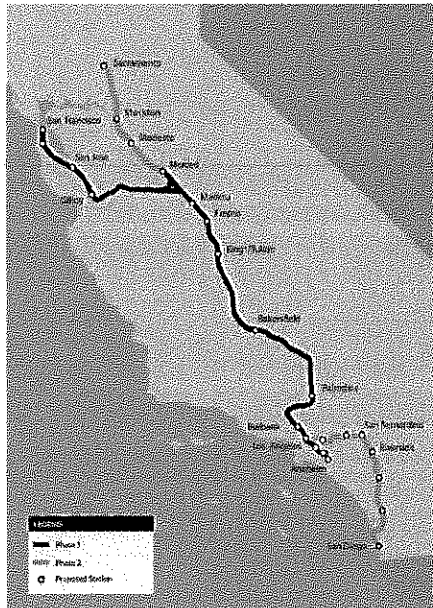


HIGH-SPEED: A More Efficient Alternative

- High-Speed Rail Fills a Gap in California's Infrastructure
- Equivalent New Capacity Between SF-LA would cost \$158 billion, and would require:
 - »4,300 New Highway Lane Miles
 - »115 Additional Airport Gates
 - »4 New Airports, Runways




HIGH-SPEED RAIL: Connecting California



Increase Mobility



Needed Alternative






Better Air Quality



Job Growth

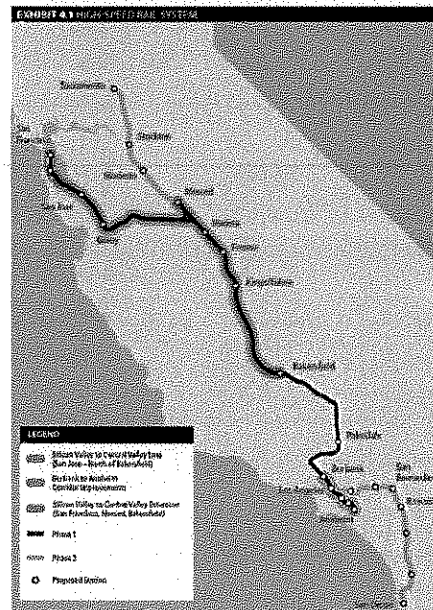
HIGH-SPEED RAIL: Helping Shape Cities

- **Ties Economies Together**
 - San Jose to Fresno = 60 Minutes
 - Bakersfield to Los Angeles = 60 Minutes
 - San Francisco to Los Angeles = 2 Hours and 40 Minutes
- **Connects With and Reinforces Local Mobility**
- **Foundation for Sustainable Growth**
- **Opportunities for Revitalization in Downtown Cores**



2016 BUSINESS PLAN: Key Highlights

- **Capital Cost Reduction:**
 - » \$67.6 Billion (2014) to \$64.2 Billion
- **Silicon Valley to Central Valley Line**
 - » Operational by 2025
 - » San Jose-North of Bakersfield
 - » \$20.7 Billion
- **Extension to San Francisco, Merced & Bakersfield**
- **Phase 1**
 - » Operational by 2029
 - » San Francisco-LA/Anaheim
 - » \$64 Billion



HIGH-SPEED RAIL: It's Happening!



- Approximately 119 Miles Under Construction
- Madera to North of Bakersfield
- Dozens of Active Sites
- Over 1400 Craft Laborers Dispatched
- 100% of Steel/Concrete Generated for Demolition Recycled
- Hundreds of Acres of Habitat Land Preserved



HIGH-SPEED RAIL: Economic Impact



\$2.3 Billion



\$2.3 Billion from July 2006 through June 2016

- 94% Went to California Firms And Workers
- Over 70% was Funded by Federal Funds (ARRA)

HIGH-SPEED RAIL: Economic Impact

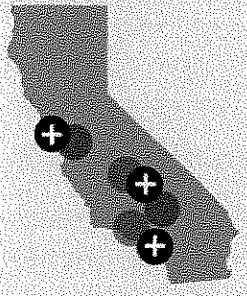


630 different private sector firms
have been contracted to work on the program


HIGH-SPEED RAIL: Economic Impact

52%

of project expenditure occurred
in designated disadvantaged
communities throughout
California, spurring economic
activity in these areas.



HIGH-SPEED RAIL: California Economic Impacts




**JOB-YEARS OF
EMPLOYMENT**

19,900 - 23,600



**LABOR
INCOME**

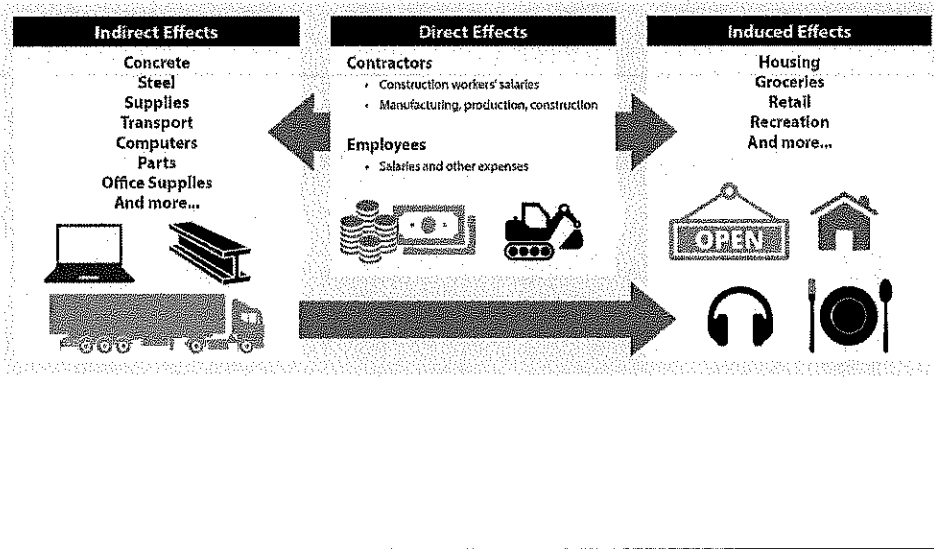
\$1.38B - \$1.68B



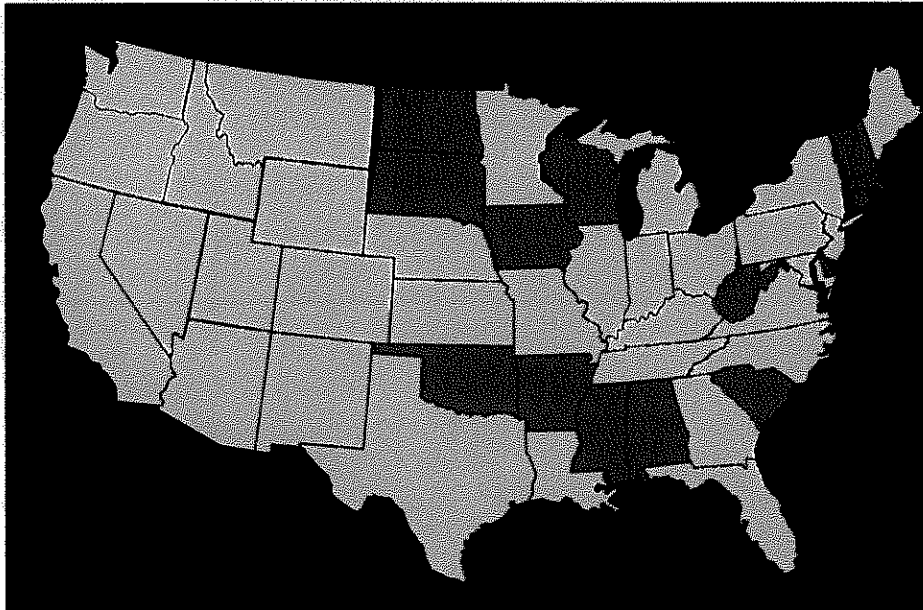
**ECONOMIC
OUTPUT**

\$3.5B - \$4.1B

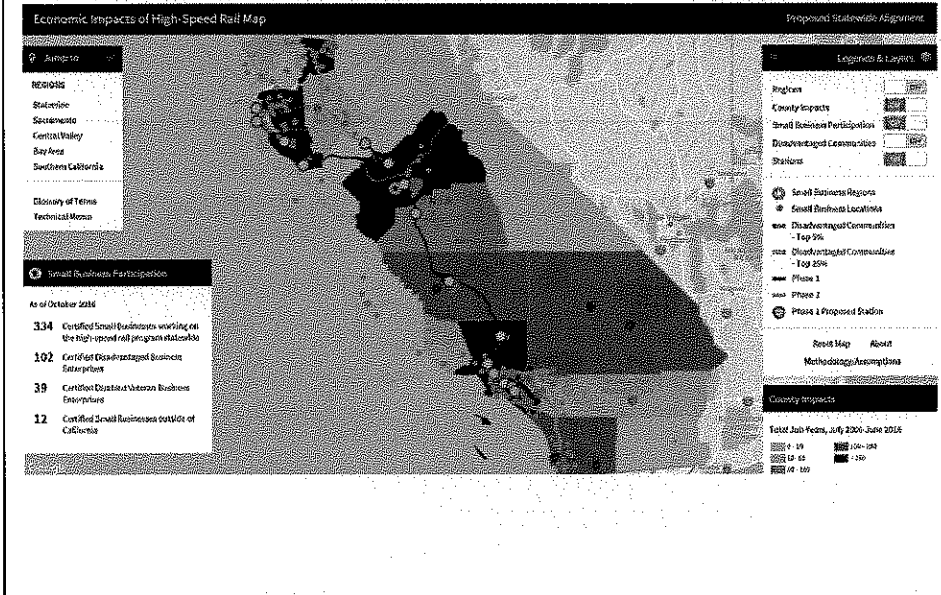
HIGH-SPEED RAIL: Economic Output




CALIFORNIA PROJECT: National Impact



ECONOMIC IMPACT TOOLS




FEDERAL INVESTMENT IN CALIFORNIA



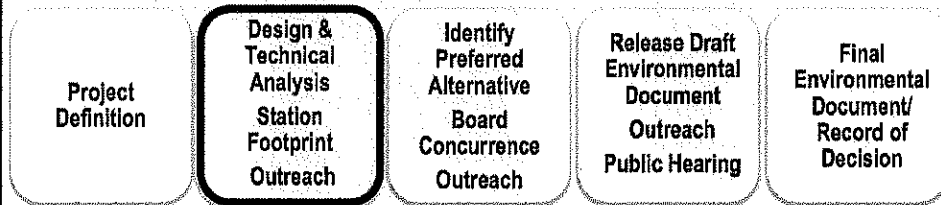
- **Hundreds of Private Sector Firms Have Worked on the Program**
- **Thousands of Good Paying Jobs Have Put People Back to Work**
- **Billions of Dollars Have Infused the State's Economy**

SAN FRANCISCO TO SAN JOSE SECTION OVERVIEW



MILESTONE SCHEDULE

- Extension of environmental review and outreach process
- An updated schedule will reflect additional time for outreach, information sharing and partner agency and stakeholder coordination

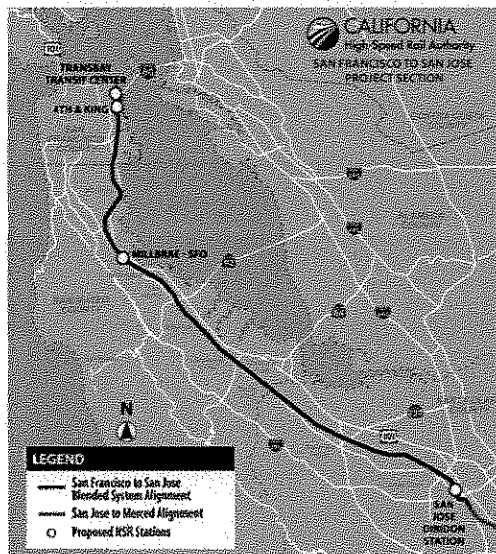


*Preliminary/Subject to Change

19

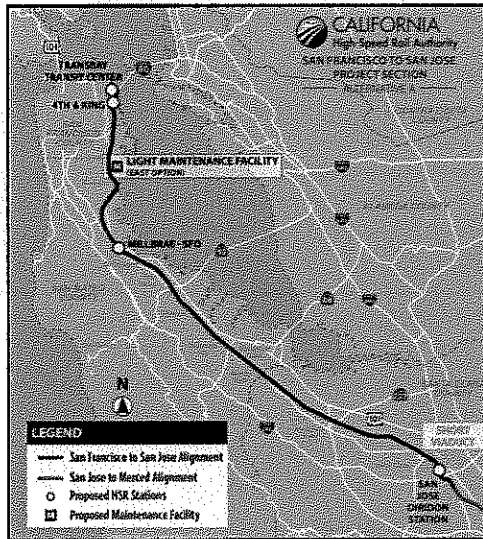
SAN FRANCISCO TO SAN JOSE: Overview

- 51-Mile Blended Corridor
- Smallest footprint of previously considered alternatives
 - » Fewer impacts to landowners
 - » Fewer environmental impacts
- Currently evaluating two alternatives
 - » Three Key Project Elements
 - » Common Project Elements
- Stations being studied
 - » San Francisco (4th and King)
 - » Millbrae (SFO)
 - » San Jose (Diridon)
- Elements of the alternatives can be "mixed and matched"



20

SAN FRANCISCO TO SAN JOSE: Range of Alternatives



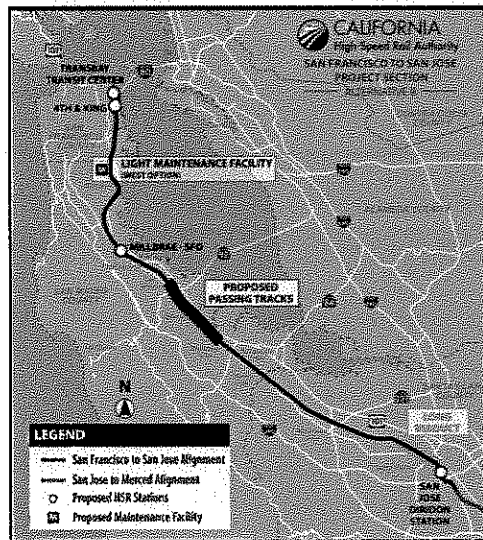
Alternative A

- Light Maintenance Facility – Brisbane East
- No Additional Passing Tracks
- Aerial Approach to Diridon—Short Viaduct

Elements of the alternatives can be "mixed and matched"

21

SAN FRANCISCO TO SAN JOSE: Range of Alternatives



Alternative B

- Light Maintenance Facility – Brisbane West
- Additional Passing Tracks
- Aerial Approach to Diridon—Long Viaduct

Elements of the alternatives can be "mixed and matched"

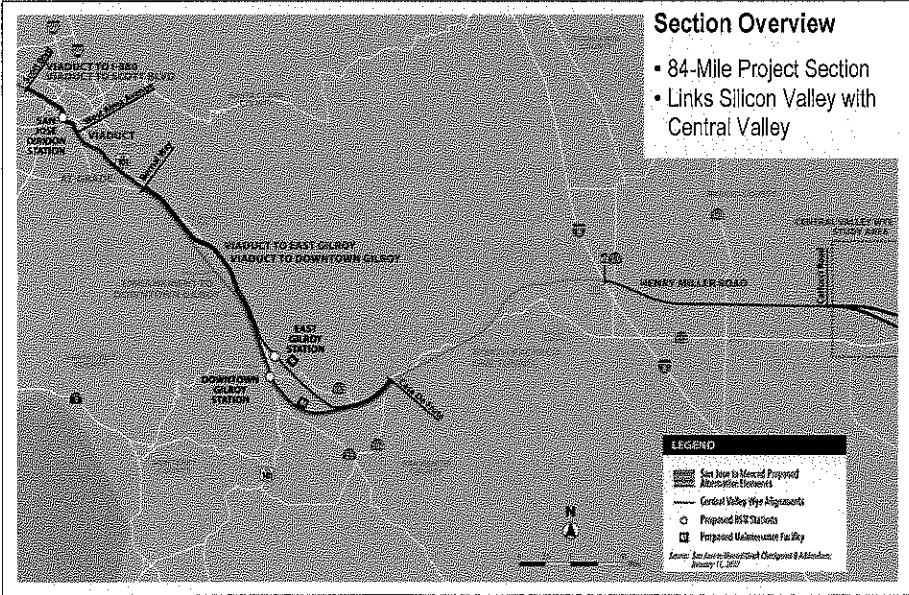
22

SAN JOSE TO MERCED SECTION OVERVIEW



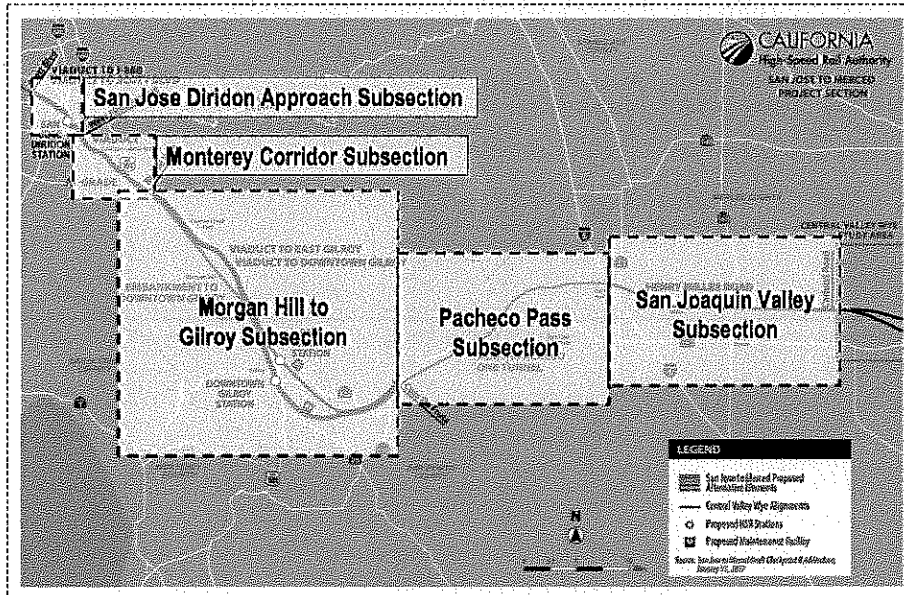
23

SAN JOSE TO MERCED: 2017 Alternatives



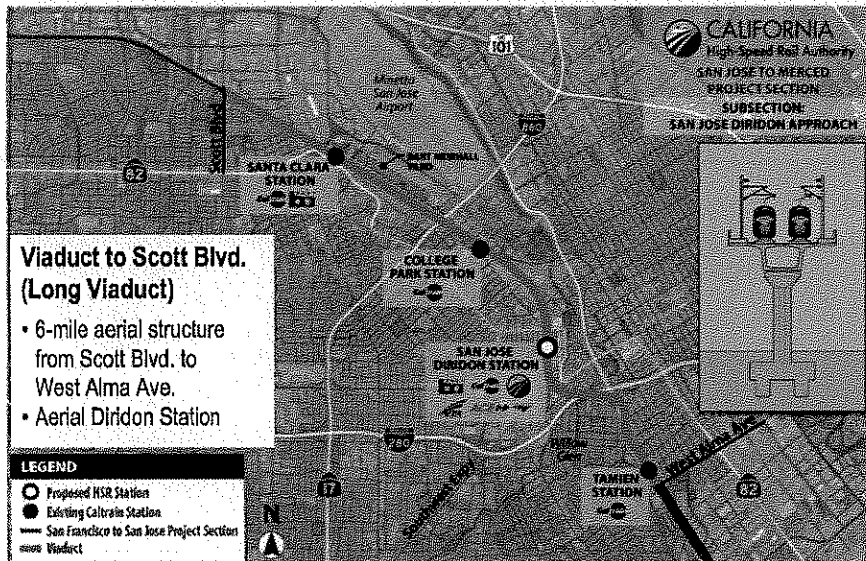
24

SAN JOSE TO MERCED: 2017 Range of Alternatives



25

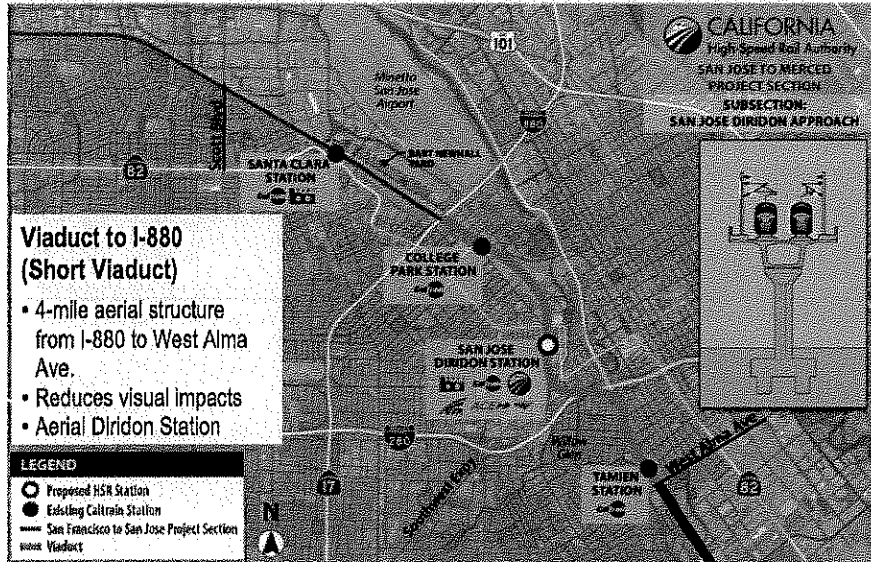
SAN JOSE DIRIDON APPROACH: Long viaduct option



Note: At-Grade at Diridon still being studied.

26

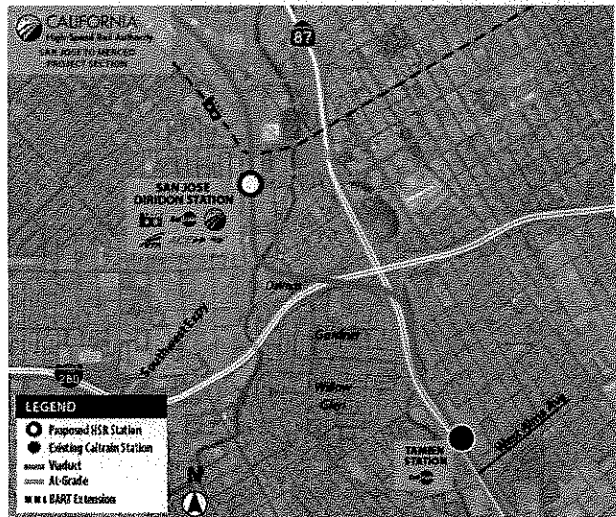
SAN JOSE DIRIDON APPROACH: Short viaduct option



Note: At-Grade at Diridon still being studied.

27

SAN JOSE DIRIDON: Current Alternatives



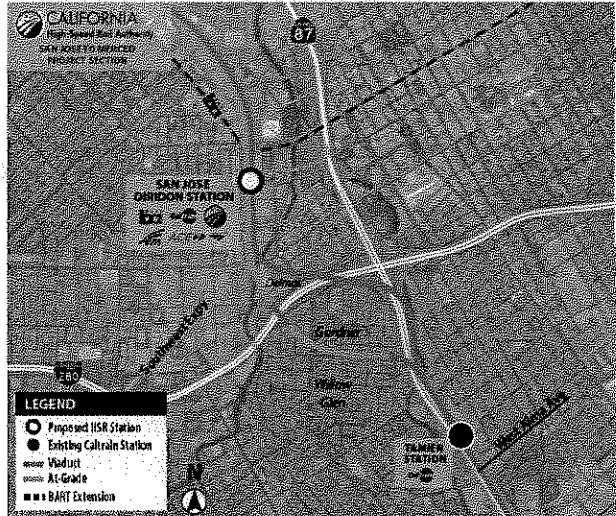
SR 87 / I-280 (2010)

- Elevated station at Diridon Station
- High-speed rail on viaduct mostly within existing public right of way
- Visual Design Guidelines

At-Grade (Under study)

28

SAN JOSE DIRIDON: Current Alternatives



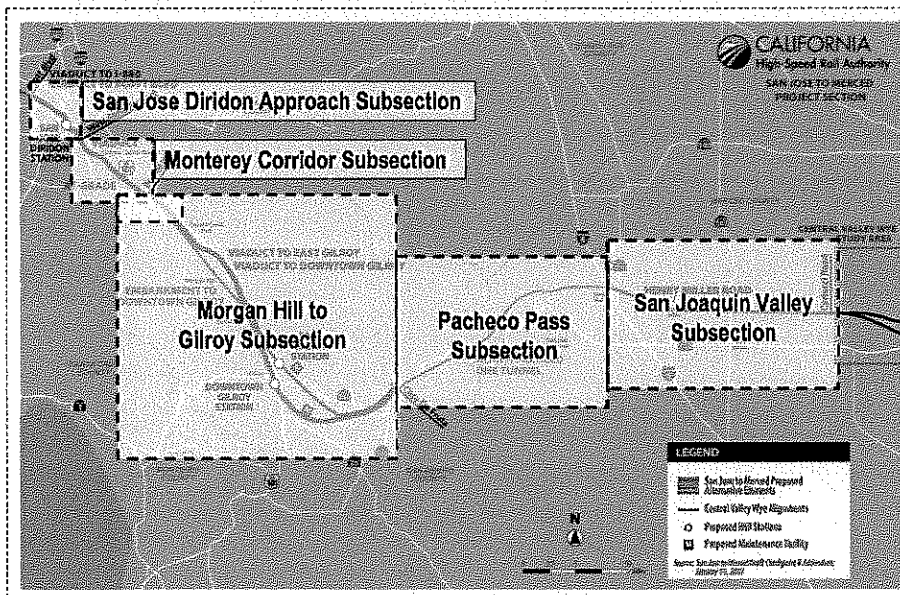
SR 87 / I-280 (2010)

At-Grade (Under study)

- Extending blended services through Diridon Station
- Evaluating station and neighborhood impacts
- Evaluating blended service operations

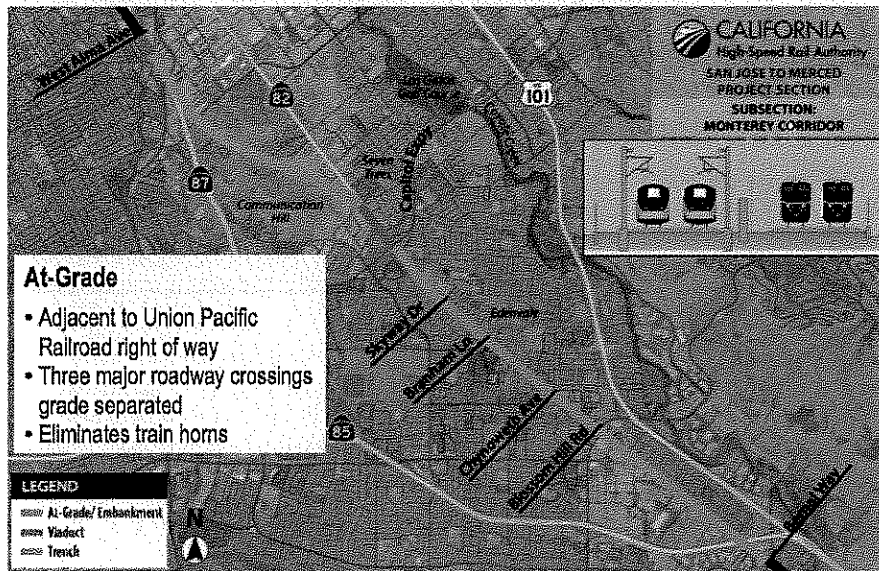
29

SAN JOSE TO MERCED: 2017 Range of Alternatives



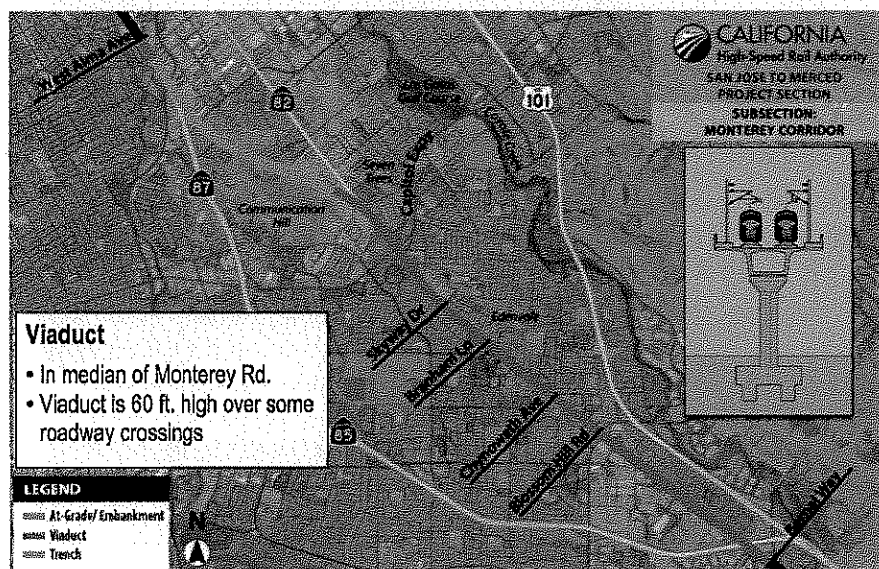
30

MONTEREY CORRIDOR: Current Alternatives



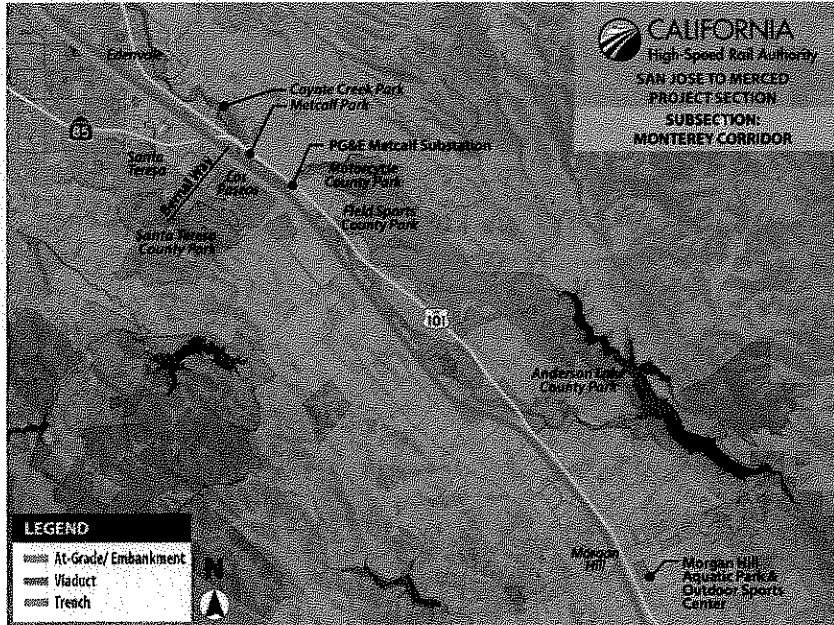
31

MONTEREY CORRIDOR: Current Alternatives




32

MONTEREY CORRIDOR: Current Alternatives



OUTREACH UPDATE



CITY/COUNTY STAFF COORDINATING GROUP: Oct 18 Tour

- **Points of Interest:**

- » Salesforce Transit Center, Brisbane LMF sites, Proposed HSR Stations, Passing tracks at San Carlos Station, existing passing tracks at Redwood City Station



- **Stakeholders in attendance:**

- » City of San Francisco, City of Santa Clara, City of Palo Alto, City of Redwood City, San Francisco County Transportation Authority, City of Sunnyvale, City of Mountain View, City of San Jose, SamTrans, City of Menlo Park, City of Millbrae, Transbay Joint Powers Authority

35

NEXT STEPS / FURTHER WORK


- **Continue outreach along the corridor with additional public meetings in:**

- » San Francisco, Millbrae, Diridon, and Gilroy on high-speed rail stations
- » Brisbane on the location of a light maintenance facility
- » San Mateo, Belmont, San Carlos, and Redwood City on potential passing tracks
- » Santa Clara, San Jose, and communities along the Monterey Corridor

- **Environmental Justice Outreach Continues**

36

QUESTIONS & COMMENTS



37

THANK YOU & STAY INVOLVED

Website: www.hsr.ca.gov


Helpline: 1-800-435-8670

Email: san.francisco_san.jose@hsr.ca.gov

[instagram.com/cahsra](https://www.instagram.com/cahsra)

 [facebook.com/CaliforniaHighSpeedRail](https://www.facebook.com/CaliforniaHighSpeedRail)

 twitter.com/cahsra

 [youtube.com/user/CAHighSpeedRail](https://www.youtube.com/user/CAHighSpeedRail)

Northern California Regional Office
California High-Speed Rail Authority
100 Paseo De San Antonio, Suite 206
San Jose, CA 95113
www.hsr.ca.gov

38