

4-Year Review Progress Report



Envision San Jose 2040 4-Year Review

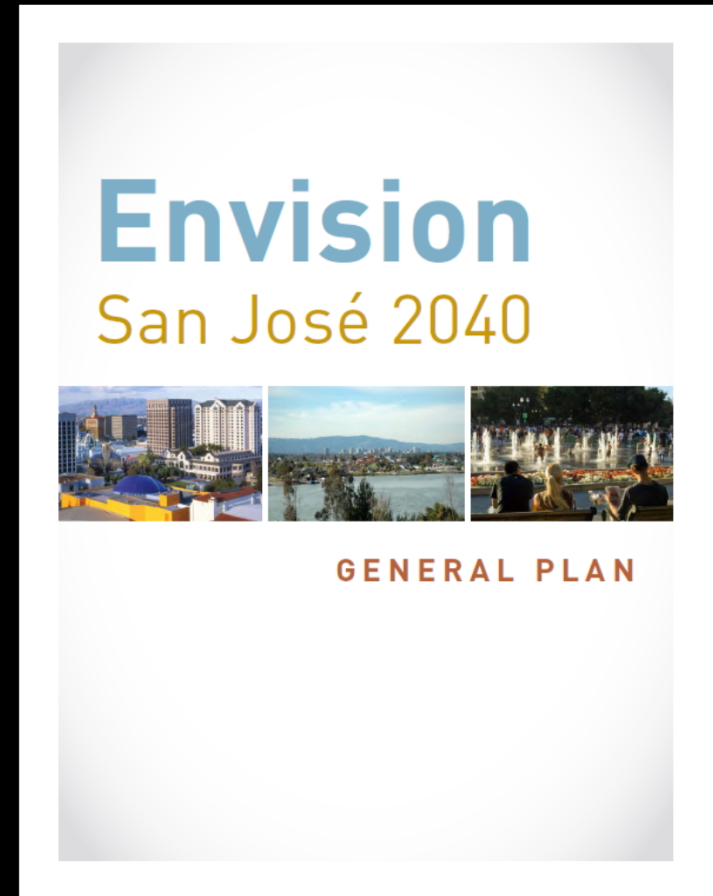
Task Force Meeting

November 16, 2015

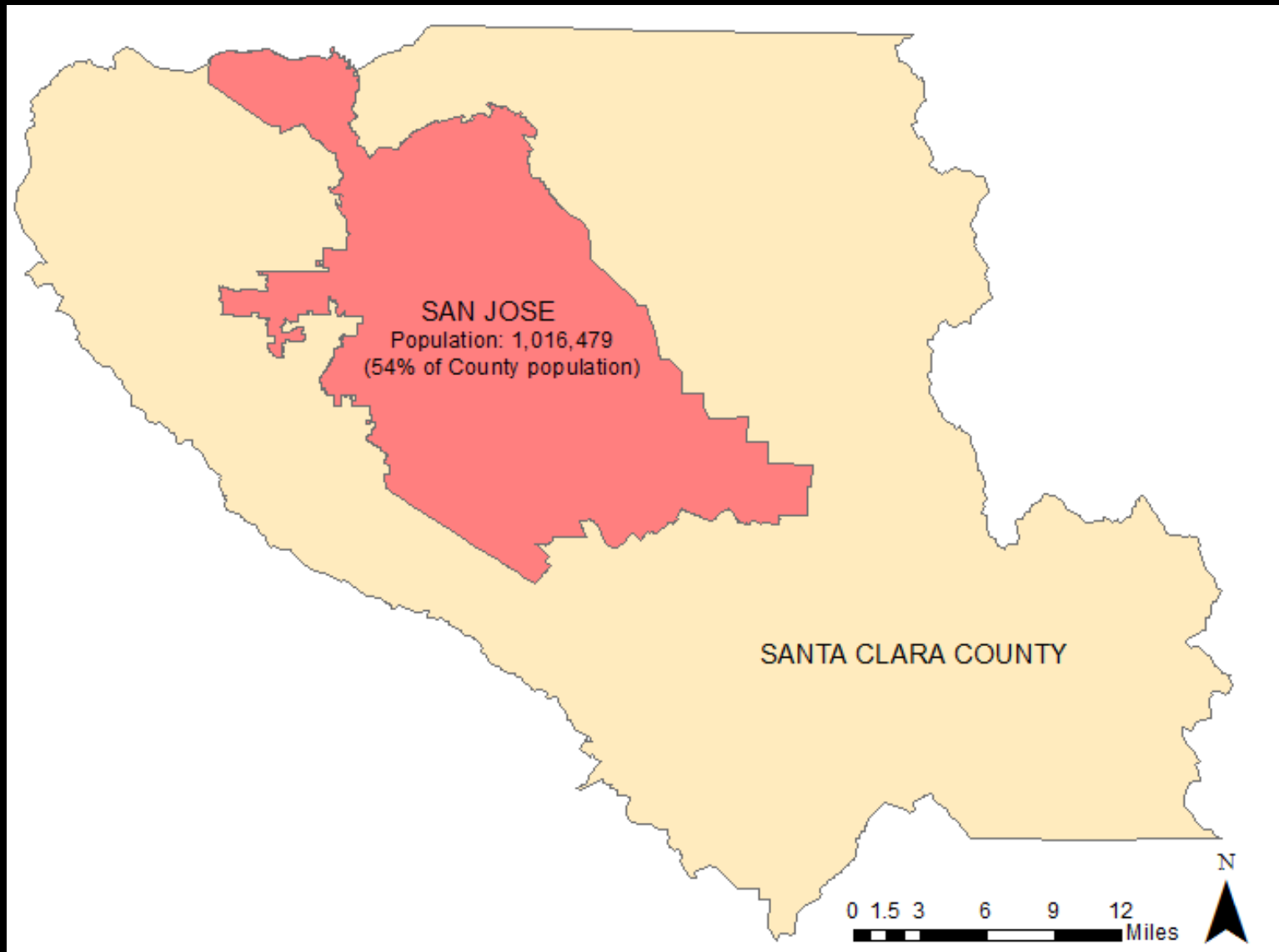
4-Year Progress Report

Presentation Outline

- Development Trends
- Availability/Affordability of Housing
- Urban Villages
- Economic Development Goals
- Environmental Goals
- Healthful Community Goals



Development Trends - Population



Development Trends - Commercial

- > 5.4 million sq. ft. of new commercial space since Nov. 2011
- 80% of new commercial space constructed in Growth Areas

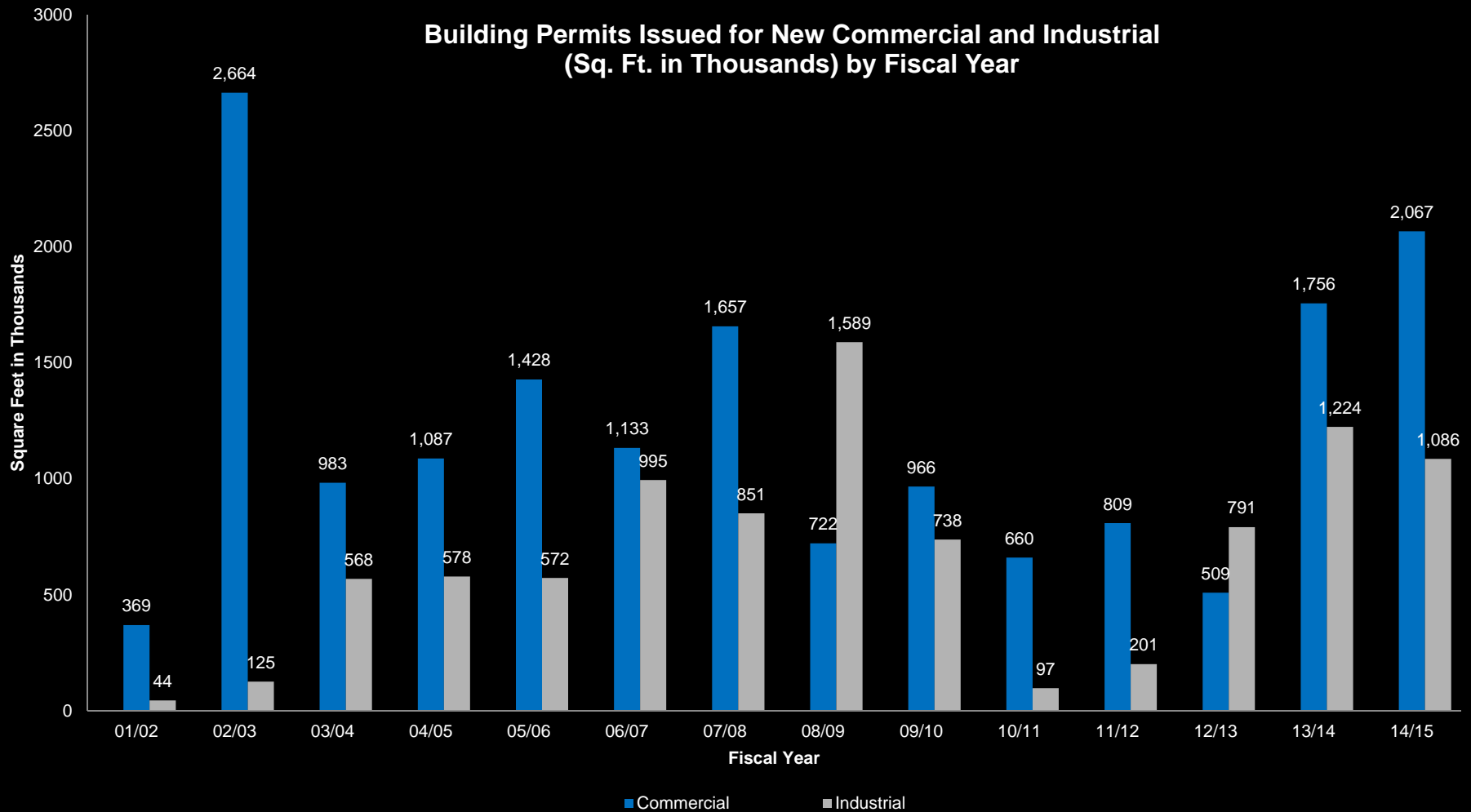


Development Trends - Industrial

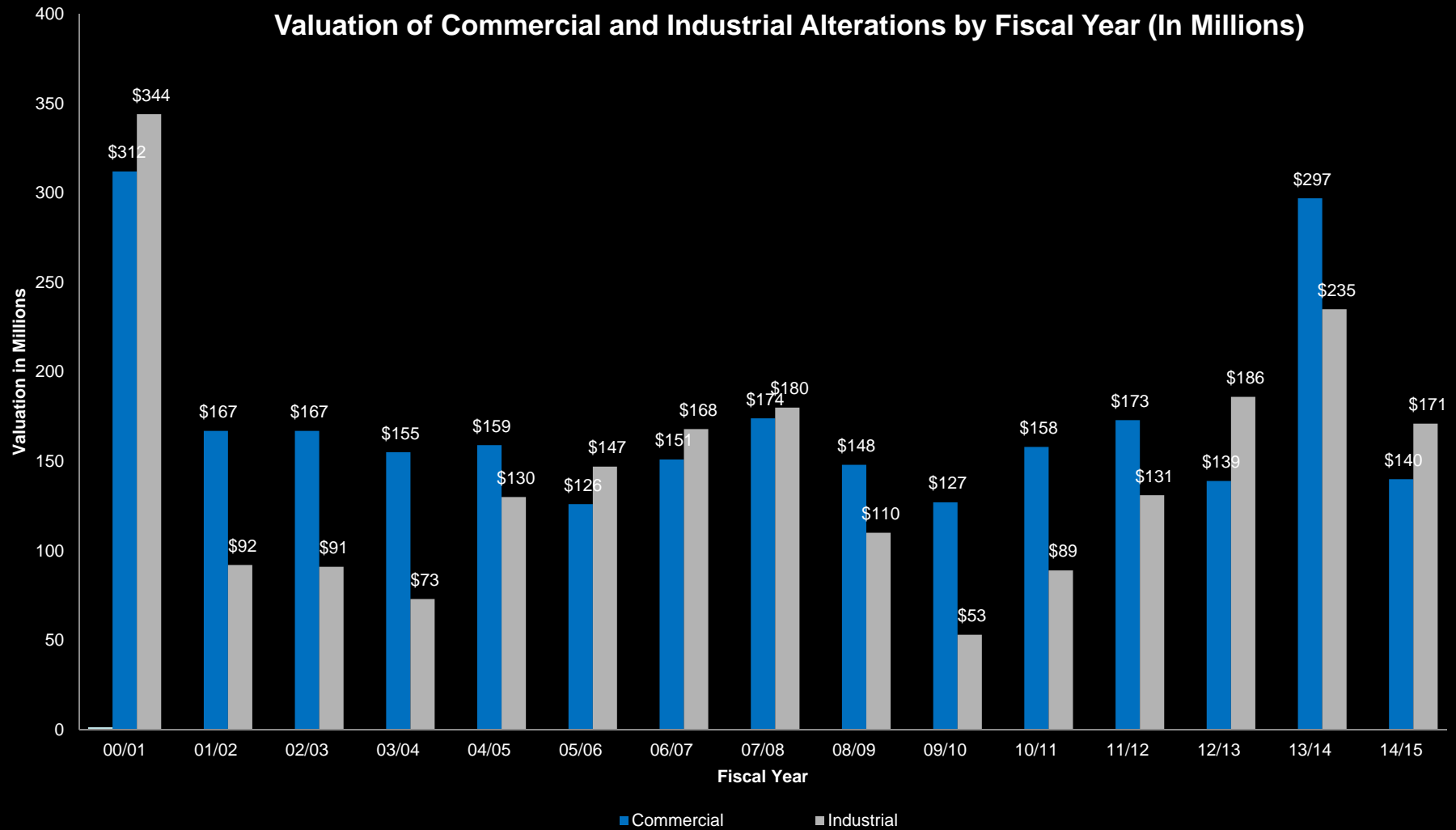
- 3.3 million sq. ft. of new industrial space since Nov. 2011
- All (99%) new industrial space constructed in Growth Areas



Development Trends – COM/IND




Development Trends – COM/IND



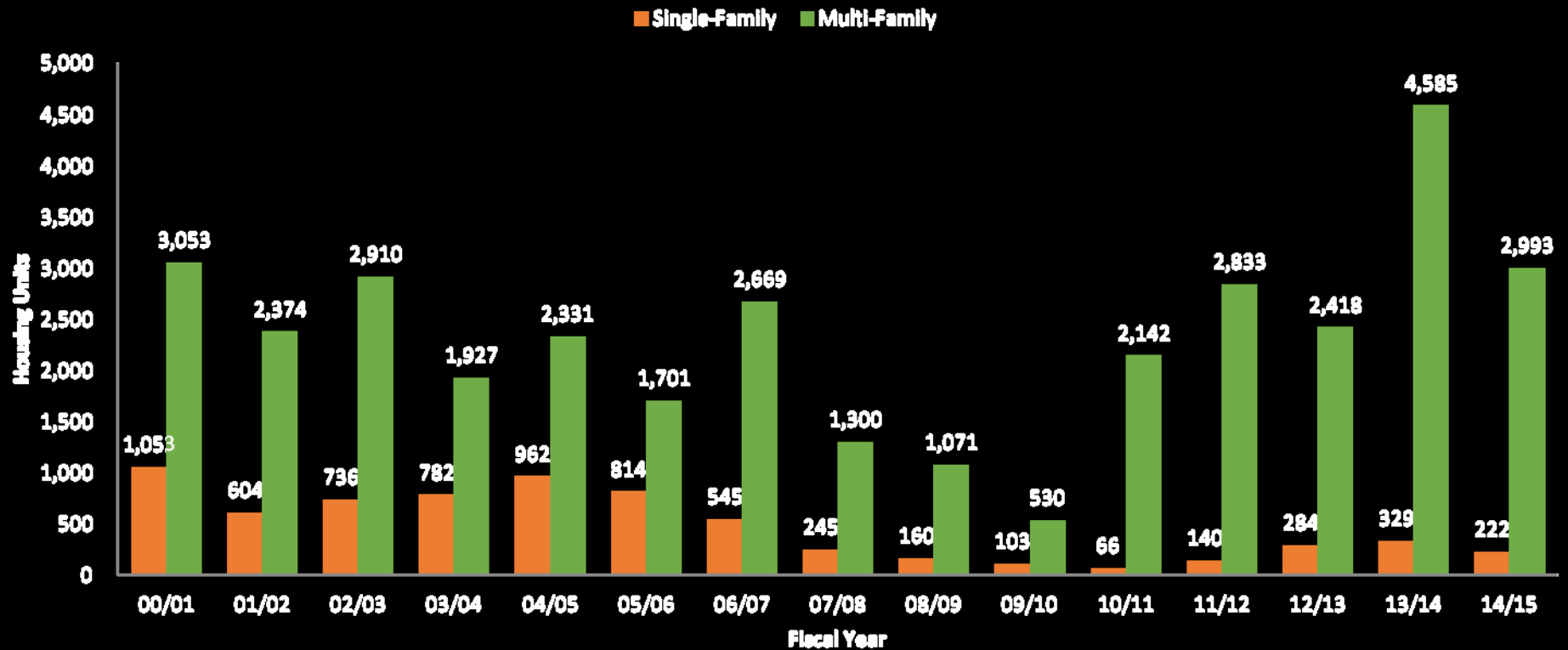
Development Trends - Residential

- 14,300 units issued building permits since Nov. 2011
- 80% of new units constructed in Growth Areas
- 90% of new units are multi-family



Development Trends - Residential

Building Permits Issued for New Residential Units by Fiscal Years



Availability of Housing Supply

- Housing Element certified April 2015
- Regional Housing Need Allocation (2014 – 2022) = 35,080
- Adequate capacity in Planning Horizon 1
- Stay in current Planning Horizon



City of San José
2014-2023 Housing Element

Adopted by City Council
January 27, 2015



Affordability of Housing

- 60% of RHNA allocation assigned as affordable units (20,849 units)
- 1,400 new affordable units between 2012 and 2014 (12% of all new units)



Affordability of Housing

- Challenges:

- Dissolution of RDA
- Depletion of state funding
- Reductions in federal programs


- Strategies:

- Housing Element work plan
- Inclusionary Housing Ordinance
- Affordable Housing Impact Fee



Urban Villages

- 6 Urban Village plans approved
- 8 Urban Village plans in planning process
- Extensive community engagement and input



Five Wounds
Urban Village Plan

LITTLE PORTUGAL
URBAN VILLAGE PLAN



Approved by the City Council on November 19, 2013




Approved by the City Council on November 19, 2013

The Alameda
Urban Village Plan



Urban Villages

- Planning permit approvals:
 - > 4,700 units
 - > 1.3 million sq. ft. of commercial/industrial uses
- Entitlements prior to Envision San Jose 2040
- No new residential entitlements
- Planning staff currently evaluating two “Signature Projects”



Economic Development Goals

- 39,500 new jobs between 2011 and 2014
- Current J/ER Ratio = 0.84
- Technical Reports (coming soon)
 - Updated Jobs and Population Projections
 - Employment Lands Market Analysis



Environmental Goals

- Greenhouse Gas Reduction Strategy Implementation Policy
 - 4-Year Review will update GHG inventory
- Green Vision
 - 73% of trash diverted from landfills
 - 57 miles of off-street trails
 - 12,000 new Clean Tech jobs

Environmental Leadership

CHAPTER 3



Environmental Goals

- Water Conservation:
 - Residents conserve 28 million gallons per day
 - 14 million gallons of water recycled per day
- Water Supply Analysis



Healthful Community Goals

- Transportation Investments
 - 236 miles of bike lanes
 - BRT and BART (2017)
 - Bike Share expansion
- Access to Healthful Foods:
 - 11 weekly Farmer's Markets
 - Urban agriculture
 - 19 active community gardens



4-Year Review Progress Report



Envision San Jose 2040 4-Year Review

Task Force Meeting

November 16, 2015