

Preliminary Tree Report
Westfield Valley Fair
2855 Stevens Creek Blvd.
Santa Clara, CA

Prepared for:
David J. Powers & Assoc.
1871 The Alameda, Suite 200
San Jose, CA 95126

Prepared by:
Concentric Ecologies
187 Laurel Grove Lane
San Jose, CA 95126

December
2012

Preliminary Tree Report
Westfield Valley Fair
2855 Stevens Creek Blvd.
Santa Clara, CA

Table of Contents

Table of Contents.....	2
Introduction and Overview	3
Methods.....	4
Description of Comments.....	5
Description of Trees.....	7

List of Tables

Complete Inventory
Suitability for Preservation
Count by Species
Health and Frequency
Health by Species

Attachments

Tree Survey Aerial View
Photos of interesting or ordinance trees

Introduction and Overview

David J. Powers & Assoc., while coordinating an Environmental Impact Statement, has contracted with Concentric Ecologies to develop a Tree Report for review by the City of San Jose, California. The site will be referred to as:

Westfield Valley Fair
2855 Stevens Creek Blvd.
Santa Clara, CA

The report includes the following information:

- An evaluation of the health of the trees from a ground level, visual inspection.
- An evaluation of the impacts of the proposed development on the trees.
- Overhead maps showing tree locations.

The inspection was done at ground level and no biological tests were performed.

Methods

The inventory includes the diameter at 48 inches above grade, overall health/vigor and the potential hazards the trees may pose to structures and pedestrians. The inspection includes all tree measuring 6 inches in diameter and greater. The inspection was done visually and no biological tests were performed. The survey followed the following steps:

1. Tree Identification, as per species and variety, where able.
2. Measuring the diameter of each tree at 40 inches above grade.
3. Evaluating the overall health of each individual tree using a 1 through 5 rating system whereas;

1. = Poor Health
2. = Fair Health
3. = Average
4. = Good Health
5. = Excellent Health

4. Rated the suitability for preservation whereas:

Good = Trees with good or excellent health and good or excellent structure and have a reasonable chance to survive construction.

Moderate = Trees that have an average or fair health and average or fair structure and, with adequate care, may survive the construction.

Poor = Trees that, either because of poor health or poor structure, are not good candidates for survival. This category may include species that are unsuitable for landscapes.

Tree preservation considers several different factors.

- Overall tree health is the main consideration when ascertaining a tree's chance of surviving the ordeal of surviving in a construction zone.
- Species life span or longevity – if a tree is near the end of its useful life it may not be a good candidate for preservation.
- Structure – Often overlooked, improper structure can limit a tree's lifespan and therefore lower the tree's overall suitability for preservation.
- Individual tree responses – Some trees are more tolerant of disturbance; while others are not.

Description of Comments

(As seen in the Complete Inventory Report)

<i>Comment Code</i>	<i>Description</i>
AP	Aphids – Tree exhibits signs of infestation by this sucking insect.
BB	Bark Beetles- tree exhibits signs consistent with this boring insect.
BF	Previous Branch Failure – Trees that have previously had branch failures are likely to have additional branch failures.
CB	Crossed Branches – Crossed branches can cause injury and predispose a limb for failure
CD	Co-dominant stems – Two or more main stems (or "leaders") that are about the same diameter and emerge from the same location
DE	Decay – The tree displays significant decay that may undermine the structural integrity of the plant.
GR	Girdling Root(s) =Root have grown around the main stem of the tree and are cutting off and/or restricting the movement of water, plant nutrients and stored food reserves.
HZ	HAZARDOUS CONDITIONS EXIST FOR THIS TREE. THE TREE SHOULD BE ADDRESSED IMMEDIATELY.
IC	Inspect Cables- The tree contains cables that should be inspected annually.
II	Insect infestation- The tree exhibits signs of Insect infestation.
LN	Leaning- The tree exhibits a lean that is dangerous and can lead to failure (toppling).
LT	Loins Tailing- a form of over-pruning; leaves too much weight at the

	end of the branch.
MS	Multi-Stemmed - branches are generally too narrow, and as the tightly-crowded branches grow in girth, the tree begins to push itself apart.
NP	Neutral Plane Crack = compression and tension stresses in a leaning tree or elongated branch. Cracks and damage along the neutral plane between compressive zones
PI	Poor Irrigation- Moisture Deficient.
RC	Root Collar – Tree has it's root collar buried; significant issues may arise from this abiotic condition.
RM	Remove; Arborist recommends removal of this tree due to higher than average risk of failure.
SC	Stress Cracks- Cracks running vertically along the trunk of the tree; usually a result of great movement as a result of poor pruning habits.
TC	Tightly crowned branches - angle of the tree's branches are generally too narrow.
TP	Topped- Topping is the indiscriminate cutting of tree branches to stubs or lateral branches that are not large enough to assume the terminal role

Description of Trees

The inspection was conducted in December 2012. 5887 trees were inspected. The survey includes all trees and large shrubs that are at least 6 feet tall. The survey was done from ground level and no biological tests were performed.

The survey site consists of a flat and level lot, comprised of a shopping mall, parking lots and landscaped areas.

There are 9 trees that could be considered 'Native Species' on the survey site. There are no trees with any historical significance.

The 9 trees that could be considered as native species are Oak Trees (*Quercus x*) and are located at the south east section of the property. All 9 Oaks are in average health and are Moderately Suitability for preservation.

There are 120 Eucalyptus (*Eucalyptus x*) trees on the property, 102 are in average health and moderate candidates for preservation, 18 are in poor health and are poor candidates for preservation.

The property is lined along the southern border with 117 Southern Magnolias (*Magnolia x*) 101 Magnolias are in average health with 16 in moderate health, 101 Magnolias are moderately suitable for preservation with 16 magnolias classified as poor candidates for preservation.

68 Ash trees (*Fraxinus x*) are loated in the parking areas. The summer heat along with inadequate irrigation have taken their toll on the ash trees, 47 are in average health and are moderate candidates for preservation, with 21 Ash in fair health and poorly suited for preservation.

41 Coastal Redwoods (*Sequoia sempervirens*) are planted around the parking structures all 41 are in average health and are moderate candidates for preservation, these trees receive adequate irrigation for their size.

The remaining trees are listed in the reports below with their comments, when applicable, in the 'Complete Inventory Report' below.

Westfield Valley Fair

Report Description:

Complete Inventory

<u>Tag</u>	<u>Diameter</u>	<u>Common Name</u>	<u>Health Description</u>	<u>Preservation Description</u>	<u>Comment</u>	<u>Picture</u>
289	22	Eucalyptus	Fair Health	Poor Suitability	PF	853
290	14	Ash	Average Health	Moderate Suitability		
291	15	Ash	Fair Health	Poor Suitability		
292	15	Ash	Average Health	Moderate Suitability		
293	26	Eucalyptus	Average Health	Moderate Suitability		854
294	17	Eucalyptus	Average Health	Moderate Suitability		
295	17	Ash	Average Health	Moderate Suitability		
296	14	Ash	Average Health	Moderate Suitability		
297	15	Ash	Average Health	Moderate Suitability		
298	13	Ash	Average Health	Moderate Suitability		
299	10	Ash	Fair Health	Poor Suitability		
300	21	Eucalyptus	Average Health	Moderate Suitability		855
301	19	Eucalyptus	Average Health	Moderate Suitability		855
302	25	Eucalyptus	Average Health	Moderate Suitability		856
303	14	Ash	Average Health	Moderate Suitability		
304	16	Ash	Average Health	Moderate Suitability		
305	7	Ash	Fair Health	Poor Suitability		
306	9	Ash	Fair Health	Poor Suitability	LN	
307	25	Eucalyptus	Average Health	Moderate Suitability		857
308	27	Eucalyptus	Average Health	Moderate Suitability		857
309	23	Eucalyptus	Average Health	Moderate Suitability		858
310	18	Ash	Fair Health	Poor Suitability		859
311	14	Ash	Average Health	Moderate Suitability		
312	15	Ash	Average Health	Moderate Suitability		
313	15	Ash	Average Health	Moderate Suitability		
314	23	Eucalyptus	Fair Health	Poor Suitability	PF	860
315	18	Eucalyptus	Average Health	Moderate Suitability		861
316	19	Ash	Average Health	Moderate Suitability		862
317	11	Ash	Average Health	Moderate Suitability		
318	4	Ash	Fair Health	Poor Suitability		
319	21	Eucalyptus	Average Health	Moderate Suitability		863
320	15	Eucalyptus	Average Health	Moderate Suitability		864
321	16	Eucalyptus	Average Health	Moderate Suitability		864
322	5	Ash	Fair Health	Poor Suitability		
323	5	Ash	Fair Health	Poor Suitability		
324	12	Ash	Average Health	Moderate Suitability		
325	17	Ash	Average Health	Moderate Suitability		
326	13	Ash	Average Health	Moderate Suitability		
327	9	Ash	Average Health	Moderate Suitability		
328	22	Eucalyptus	Average Health	Moderate Suitability		865
329	14	Eucalyptus	Fair Health	Poor Suitability		865
330	23	Eucalyptus	Average Health	Moderate Suitability		867
331	14	Eucalyptus	Average Health	Moderate Suitability		867
332	21	Eucalyptus	Average Health	Moderate Suitability		867
333	15	Eucalyptus	Average Health	Moderate Suitability		867
334	23	Eucalyptus	Average Health	Moderate Suitability		868
335	17	Eucalyptus	Average Health	Moderate Suitability		
336	9	Eucalyptus	Average Health	Moderate Suitability		
337	12	Ash	Average Health	Moderate Suitability		
338	6	Ash	Average Health	Moderate Suitability		
339	14	Eucalyptus	Fair Health	Poor Suitability	PF	
340	18	Eucalyptus	Average Health	Moderate Suitability		869
341	16	Eucalyptus	Average Health	Moderate Suitability		870

* Comments: AP= Aphids, BB= Bark Beetles, BC= Buried Root Collar, BF= Previous Branch Failure, CB= Crossed Branches, CD= Co-Dominant Stems, DE= Decay, GR= Girdling Root(s), HZ= Hazardous, IC= Inspect Cables, II= Insect Infestation, LN= Leaning, LT= Lions Tailed, MS=Multi-Stemmed, NP= Neutral Plane Crack, PI= Poor Irrigation, RC= Root Collar, RM= Remove, SC= Stress Cracks, TC= Tightly-Crowded Branches, TP= Topped

Westfield Valley Fair

Report Description:

Complete Inventory

<u>Tag</u>	<u>Diameter</u>	<u>Common Name</u>	<u>Health Description</u>	<u>Preservation Description</u>	<u>Comment</u>	<u>Picture</u>
342	17	Eucalyptus	Average Health	Moderate Suitability		870
343	11	Ash	Average Health	Moderate Suitability		
344	9	Ash	Average Health	Moderate Suitability		
345	18	Eucalyptus	Average Health	Moderate Suitability		871
346	17	Eucalyptus	Average Health	Moderate Suitability		872
347	8	Ash	Fair Health	Poor Suitability		
348	9	Ash	Average Health	Moderate Suitability		
349	9	Ash	Average Health	Moderate Suitability		
350	20	Eucalyptus	Average Health	Moderate Suitability		873
351	11	Podocarpus	Average Health	Moderate Suitability		
352	6	Crape Myrtle	Average Health	Moderate Suitability	Group of 6	
353	27	Eucalyptus	Average Health	Moderate Suitability		874
354	20	Eucalyptus	Average Health	Moderate Suitability		875
355	18	Eucalyptus	Average Health	Moderate Suitability		875
356	20	Eucalyptus	Average Health	Moderate Suitability		875
357	21	Eucalyptus	Average Health	Moderate Suitability		875
358	13	Camphor	Average Health	Moderate Suitability		
359	9	Camphor	Average Health	Moderate Suitability		
360	14	Camphor	Average Health	Moderate Suitability		
361	16	Camphor	Average Health	Moderate Suitability		
362	14	Camphor	Average Health	Moderate Suitability		
363	6	Privet	Average Health	Moderate Suitability	MS	
364	12	Camphor	Average Health	Moderate Suitability		
365	18	Chinese Elm	Average Health	Moderate Suitability		
366	6	Camphor	Fair Health	Poor Suitability		
367	9	Camphor	Fair Health	Poor Suitability		
368	11	Camphor	Fair Health	Poor Suitability		
369	7	Camphor	Fair Health	Poor Suitability		
370	9	Camphor	Fair Health	Poor Suitability		
371	10	Camphor	Fair Health	Poor Suitability		
372	9	Eucalyptus	Fair Health	Poor Suitability		
373	15	Eucalyptus	Fair Health	Poor Suitability		
374	16	Eucalyptus	Average Health	Moderate Suitability		
375	20	Eucalyptus	Average Health	Moderate Suitability		876
376	17	Eucalyptus	Average Health	Moderate Suitability		
377	18	Eucalyptus	Average Health	Moderate Suitability		877
378	16	Eucalyptus	Average Health	Moderate Suitability		
379	15	Eucalyptus	Average Health	Moderate Suitability		
380	14	Eucalyptus	Average Health	Moderate Suitability		
381	9	Eucalyptus	Fair Health	Poor Suitability		
382	10	Eucalyptus	Fair Health	Poor Suitability		
383	14	Eucalyptus	Average Health	Moderate Suitability		
384	16	Eucalyptus	Fair Health	Poor Suitability		
385	6	Ash	Average Health	Moderate Suitability		
386	9	Ash	Average Health	Moderate Suitability		
387	7	Ash	Fair Health	Poor Suitability		
388	12	Ash	Fair Health	Poor Suitability		
389	15	Ash	Average Health	Moderate Suitability		
390	16	Eucalyptus	Average Health	Moderate Suitability		
391	9	Eucalyptus	Fair Health	Poor Suitability		
392	17	Eucalyptus	Average Health	Moderate Suitability		
393	17	Eucalyptus	Average Health	Moderate Suitability		
394	10	Eucalyptus	Fair Health	Poor Suitability		

* Comments: AP= Aphids, BB= Bark Beetles, BC= Buried Root Collar, BF= Previous Branch Failure, CB= Crossed Branches, CD= Co-Dominant Stems, DE= Decay, GR= Girdling Root(s), HZ= Hazardous, IC= Inspect Cables, II= Insect Infestation, LN= Leaning, LT= Lions Tailed, MS=Multi-Stemmed, NP= Neutral Plane Crack, PI= Poor Irrigation, RC= Root Collar, RM= Remove, SC= Stress Cracks, TC= Tightly-Crowded Branches, TP= Topped

Westfield Valley Fair

Report Description:

Complete Inventory

<u>Tag</u>	<u>Diameter</u>	<u>Common Name</u>	<u>Health Description</u>	<u>Preservation Description</u>	<u>Comment</u>	<u>Picture</u>
395	11	Eucalyptus	Fair Health	Poor Suitability		
396	11	Eucalyptus	Average Health	Moderate Suitability		
397	10	Eucalyptus	Fair Health	Poor Suitability		
398	21	Eucalyptus	Average Health	Moderate Suitability		878
399	22	Eucalyptus	Average Health	Moderate Suitability		878
400	18	Eucalyptus	Average Health	Moderate Suitability		879
401	16	Eucalyptus	Average Health	Moderate Suitability		879
402	16	Eucalyptus	Average Health	Moderate Suitability		879
403	18	Eucalyptus	Average Health	Moderate Suitability		879
404	21	Eucalyptus	Average Health	Moderate Suitability		879
405	8	Ash	Average Health	Moderate Suitability		
406	13	Ash	Average Health	Moderate Suitability		
407	13	Ash	Average Health	Moderate Suitability		
408	12	Ash	Average Health	Moderate Suitability		
409	14	Ash	Average Health	Moderate Suitability		
410	13	Ash	Average Health	Moderate Suitability		
411	10	Ash	Average Health	Moderate Suitability		
412	8	Ash	Average Health	Moderate Suitability		
413	6	Podocarpus	Average Health	Moderate Suitability		
414	21	Redwood	Average Health	Moderate Suitability		880
415	20	Redwood	Average Health	Moderate Suitability		880
416	4	Crape Myrtle	Average Health	Moderate Suitability		
417	5	Southern Magnolia	Average Health	Moderate Suitability		
418	4	Crape Myrtle	Average Health	Moderate Suitability		
419	4	Crape Myrtle	Average Health	Moderate Suitability		
420	22	Redwood	Average Health	Moderate Suitability		881
421	21	Redwood	Average Health	Moderate Suitability		882
422	22	Redwood	Average Health	Moderate Suitability		883
423	20	Redwood	Average Health	Moderate Suitability		883
424	21	Redwood	Average Health	Moderate Suitability		883
425	20	Pine	Average Health	Moderate Suitability		884
426	13	Pine	Average Health	Moderate Suitability		
427	9	Pine	Average Health	Moderate Suitability		
428	13	Pine	Average Health	Moderate Suitability		
429	15	Tree-of-Heaven	Average Health	Moderate Suitability	MS	
430	14	Tree-of-Heaven	Average Health	Moderate Suitability		
431	12	Tree-of-Heaven	Average Health	Moderate Suitability		
432	14	Tree-of-Heaven	Average Health	Moderate Suitability		
433	12	Tree-of-Heaven	Average Health	Moderate Suitability		
434	15	Tree-of-Heaven	Average Health	Moderate Suitability		
435	13	Tree-of-Heaven	Average Health	Moderate Suitability		
436	17	Pine	Average Health	Moderate Suitability		
437	15	Pine	Average Health	Moderate Suitability		
438	18	Pine	Average Health	Moderate Suitability		885
439	13	Tree-of-Heaven	Average Health	Moderate Suitability		
440	15	Pine	Average Health	Moderate Suitability		886
441	15	Pine	Average Health	Moderate Suitability		886
442	17	Pine	Average Health	Moderate Suitability		886
443	18	Pine	Average Health	Moderate Suitability		886
444	12	Tree-of-Heaven	Average Health	Moderate Suitability		
445	8	Pear	Average Health	Moderate Suitability		
446	6	Pear	Average Health	Moderate Suitability		
447	9	Pear	Average Health	Moderate Suitability		

* Comments: AP= Aphids, BB= Bark Beetles, BC= Buried Root Collar, BF= Previous Branch Failure, CB= Crossed Branches, CD= Co-Dominant Stems, DE= Decay, GR= Girdling Root(s), HZ= Hazardous, IC= Inspect Cables, II= Insect Infestation, LN= Leaning, LT= Lions Tailed, MS=Multi-Stemmed, NP= Neutral Plane Crack, PI= Poor Irrigation, RC= Root Collar, RM= Remove, SC= Stress Cracks, TC= Tightly-Crowded Branches, TP= Topped

Westfield Valley Fair

Report Description:

Complete Inventory

<u>Tag</u>	<u>Diameter</u>	<u>Common Name</u>	<u>Health Description</u>	<u>Preservation Description</u>	<u>Comment</u>	<u>Picture</u>
448	6	Pear	Average Health	Moderate Suitability		
449	9	Pear	Average Health	Moderate Suitability		
450	4	Pear	Average Health	Moderate Suitability		
451	17	Pine	Average Health	Moderate Suitability		
452	17	Pine	Average Health	Moderate Suitability		887
453	17	Pine	Average Health	Moderate Suitability		
454	13	Pine	Average Health	Moderate Suitability		
455	5	Ginko	Average Health	Moderate Suitability		
456	12	Tree-of-Heaven	Average Health	Moderate Suitability		
457	12	Tree-of-Heaven	Average Health	Moderate Suitability	MS	
458	5	Ginko	Average Health	Moderate Suitability		
459	8	Pistache	Average Health	Moderate Suitability		
460	10	Pistache	Average Health	Moderate Suitability		
461	17	Tree-of-Heaven	Average Health	Moderate Suitability	MS	
462	15	Tree-of-Heaven	Average Health	Moderate Suitability	MS	
463	10	Tree-of-Heaven	Average Health	Moderate Suitability	MS	
464	4	Ginko	Average Health	Moderate Suitability		
465	4	Ginko	Average Health	Moderate Suitability		
466	18	Pine	Average Health	Moderate Suitability		888
467	13	Pine	Average Health	Moderate Suitability		
468	13	Pine	Average Health	Moderate Suitability		
469	12	Pine	Average Health	Moderate Suitability		
470	20	Pine	Average Health	Moderate Suitability		888
471	11	Pine	Average Health	Moderate Suitability		
472	9	Pine	Average Health	Moderate Suitability		
473	20	Pine	Average Health	Moderate Suitability		889
474	14	Pine	Average Health	Moderate Suitability		
475	10	Pear	Average Health	Moderate Suitability		
476	11	Pear	Average Health	Moderate Suitability		
477	13	Pear	Average Health	Moderate Suitability		
478	4	Tree-of-Heaven	Average Health	Moderate Suitability	MS	
479	6	Tree-of-Heaven	Average Health	Moderate Suitability	MS	
480	8	Redwood	Average Health	Moderate Suitability		
481	9	Redwood	Average Health	Moderate Suitability		
482	13	Pine	Average Health	Moderate Suitability		
483	14	Pine	Average Health	Moderate Suitability		
484	12	Pine	Average Health	Moderate Suitability		
485	15	Pine	Average Health	Moderate Suitability		
486	12	Pine	Average Health	Moderate Suitability		
487	15	Pine	Average Health	Moderate Suitability		
488	16	Pine	Average Health	Moderate Suitability		
489	10	Tree-of-Heaven	Average Health	Moderate Suitability		
490	9	Tree-of-Heaven	Average Health	Moderate Suitability		
491	17	Tree-of-Heaven	Average Health	Moderate Suitability	MS	
492	9	Tree-of-Heaven	Average Health	Moderate Suitability		
493	10	Tree-of-Heaven	Average Health	Moderate Suitability		
494	11	Tree-of-Heaven	Average Health	Moderate Suitability		
495	11	Redwood	Average Health	Moderate Suitability		
496	20	Redwood	Average Health	Moderate Suitability		890
497	18	Redwood	Average Health	Moderate Suitability		890
498	18	Redwood	Average Health	Moderate Suitability		891
499	12	Redwood	Average Health	Moderate Suitability		
500	13	Redwood	Average Health	Moderate Suitability		

* Comments: AP= Aphids, BB= Bark Beetles, BC= Buried Root Collar, BF= Previous Branch Failure, CB= Crossed Branches, CD= Co-Dominant Stems, DE= Decay, GR= Girdling Root(s), HZ= Hazardous, IC= Inspect Cables, II= Insect Infestation, LN= Leaning, LT= Lions Tailed, MS=Multi-Stemmed, NP= Neutral Plane Crack, PI= Poor Irrigation, RC= Root Collar, RM= Remove, SC= Stress Cracks, TC= Tightly-Crowded Branches, TP= Topped

Westfield Valley Fair

Report Description:

Complete Inventory

<u>Tag</u>	<u>Diameter</u>	<u>Common Name</u>	<u>Health Description</u>	<u>Preservation Description</u>	<u>Comment</u>	<u>Picture</u>
501	12	Redwood	Average Health	Moderate Suitability		
502	5	Redwood	Average Health	Moderate Suitability		
503	6	Podocarpus	Average Health	Moderate Suitability		
504	6	Podocarpus	Average Health	Moderate Suitability		
505	17	Redwood	Average Health	Moderate Suitability		
506	16	Redwood	Average Health	Moderate Suitability		
507	17	Tree-of-Heaven	Average Health	Moderate Suitability		
508	6	Podocarpus	Average Health	Moderate Suitability		
509	6	Podocarpus	Average Health	Moderate Suitability		
510	6	Podocarpus	Average Health	Moderate Suitability		
511	6	Podocarpus	Average Health	Moderate Suitability		
512	17	Tree-of-Heaven	Average Health	Moderate Suitability		
513	15	Redwood	Average Health	Moderate Suitability		
514	16	Redwood	Average Health	Moderate Suitability		
515	6	Podocarpus	Average Health	Moderate Suitability		
516	4	Crape Myrtle	Average Health	Moderate Suitability		
517	4	Crape Myrtle	Average Health	Moderate Suitability		
518	4	Crape Myrtle	Average Health	Moderate Suitability		
519	4	Crape Myrtle	Average Health	Moderate Suitability		
520	4	Crape Myrtle	Average Health	Moderate Suitability		
521	4	Crape Myrtle	Average Health	Moderate Suitability		
522	4	Crape Myrtle	Average Health	Moderate Suitability		
523	4	Crape Myrtle	Average Health	Moderate Suitability		
524	4	Crape Myrtle	Average Health	Moderate Suitability		
525	7	Southern Magnolia	Fair Health	Poor Suitability		
526	8	Southern Magnolia	Average Health	Moderate Suitability		
527	4	Crape Myrtle	Average Health	Moderate Suitability		
528	4	Crape Myrtle	Average Health	Moderate Suitability		
529	4	Crape Myrtle	Average Health	Moderate Suitability		
530	4	Crape Myrtle	Average Health	Moderate Suitability		
531	4	Crape Myrtle	Average Health	Moderate Suitability		
532	4	Crape Myrtle	Average Health	Moderate Suitability		
533	4	Crape Myrtle	Average Health	Moderate Suitability		
534	4	Crape Myrtle	Average Health	Moderate Suitability		
535	4	Crape Myrtle	Average Health	Moderate Suitability		
536	4	Crape Myrtle	Average Health	Moderate Suitability		
537	4	Crape Myrtle	Average Health	Moderate Suitability		
538	4	Crape Myrtle	Average Health	Moderate Suitability		
539	4	Crape Myrtle	Average Health	Moderate Suitability		
540	11	Southern Magnolia	Average Health	Moderate Suitability		
541	9	Southern Magnolia	Average Health	Moderate Suitability		
542	12	Southern Magnolia	Average Health	Moderate Suitability		
543	24	Eucalyptus	Average Health	Moderate Suitability		1
544	18	Eucalyptus	Average Health	Moderate Suitability		1
545	7	Ash	Average Health	Moderate Suitability		
546	13	Ash	Average Health	Moderate Suitability		
547	12	Ash	Average Health	Moderate Suitability		
548	24	Eucalyptus	Average Health	Moderate Suitability		2
549	21	Eucalyptus	Average Health	Moderate Suitability		3
550	14	Ash	Average Health	Moderate Suitability		
551	11	Ash	Fair Health	Poor Suitability		
552	6	Ash	Fair Health	Poor Suitability		
553	27	Eucalyptus	Average Health	Moderate Suitability		4

* Comments: AP= Aphids, BB= Bark Beetles, BC= Buried Root Collar, BF= Previous Branch Failure, CB= Crossed Branches, CD= Co-Dominant Stems, DE= Decay, GR= Girdling Root(s), HZ= Hazardous, IC= Inspect Cables, II= Insect Infestation, LN= Leaning, LT= Lions Tailed, MS=Multi-Stemmed, NP= Neutral Plane Crack, PI= Poor Irrigation, RC= Root Collar, RM= Remove, SC= Stress Cracks, TC= Tightly-Crowded Branches, TP= Topped

Westfield Valley Fair

Report Description:

Complete Inventory

<u>Tag</u>	<u>Diameter</u>	<u>Common Name</u>	<u>Health Description</u>	<u>Preservation Description</u>	<u>Comment</u>	<u>Picture</u>
554	18	Eucalyptus	Average Health	Moderate Suitability		4
555	20	Eucalyptus	Average Health	Moderate Suitability		5
556	22	Eucalyptus	Average Health	Moderate Suitability		5
557	9	Eucalyptus	Fair Health	Poor Suitability		
558	11	Eucalyptus	Fair Health	Poor Suitability	PF	
559	24	Eucalyptus	Average Health	Moderate Suitability		6
560	24	Eucalyptus	Average Health	Moderate Suitability		6
561	21	Eucalyptus	Fair Health	Poor Suitability		7
562	7	Crape Myrtle	Average Health	Moderate Suitability		
563	6	Crape Myrtle	Average Health	Moderate Suitability		
564	9	Crape Myrtle	Average Health	Moderate Suitability		
565	9	Crape Myrtle	Average Health	Moderate Suitability		
566	8	Crape Myrtle	Average Health	Moderate Suitability		
567	8	Crape Myrtle	Average Health	Moderate Suitability		
568	9	Crape Myrtle	Average Health	Moderate Suitability		
569	9	Crape Myrtle	Average Health	Moderate Suitability		
570	9	Crape Myrtle	Average Health	Moderate Suitability		
571	9	Crape Myrtle	Average Health	Moderate Suitability		
572	9	Ash	Fair Health	Poor Suitability		
573	14	Ash	Average Health	Moderate Suitability		
574	6	Ash	Average Health	Moderate Suitability		
575	13	Southern Magnolia	Average Health	Moderate Suitability		
576	9	Southern Magnolia	Average Health	Moderate Suitability		
577	11	Southern Magnolia	Average Health	Moderate Suitability		
578	11	Southern Magnolia	Average Health	Moderate Suitability		
579	11	Southern Magnolia	Average Health	Moderate Suitability		
580	22	Eucalyptus	Average Health	Moderate Suitability		8
581	25	Eucalyptus	Average Health	Moderate Suitability		8
582	17	Eucalyptus	Average Health	Moderate Suitability		8
583	15	Eucalyptus	Fair Health	Poor Suitability		8
584	25	Eucalyptus	Average Health	Moderate Suitability		8
585	11	Camphor	Fair Health	Poor Suitability	PF	
586	17	Camphor	Average Health	Moderate Suitability		
587	16	Ash	Fair Health	Poor Suitability		
588	15	Tree-of-Heaven	Average Health	Moderate Suitability		
589	25	Eucalyptus	Average Health	Moderate Suitability		9
590	10	Camphor	Average Health	Moderate Suitability		
591	8	Camphor	Average Health	Moderate Suitability		
592	9	Camphor	Average Health	Moderate Suitability		
593	22	Eucalyptus	Average Health	Moderate Suitability		10
594	17	Eucalyptus	Average Health	Moderate Suitability		10
595	20	Eucalyptus	Average Health	Moderate Suitability		11
596	11	Camphor	Average Health	Moderate Suitability		
597	13	Camphor	Average Health	Moderate Suitability		
598	11	Camphor	Average Health	Moderate Suitability		
599	13	Eucalyptus	Fair Health	Poor Suitability		
600	20	Eucalyptus	Average Health	Moderate Suitability		
601	25	Eucalyptus	Average Health	Moderate Suitability		12
602	18	Eucalyptus	Average Health	Moderate Suitability		
603	17	Eucalyptus	Average Health	Moderate Suitability		
604	20	Eucalyptus	Average Health	Moderate Suitability		
605	21	Eucalyptus	Average Health	Moderate Suitability		13
606	14	Eucalyptus	Average Health	Moderate Suitability		

* Comments: AP= Aphids, BB= Bark Beetles, BC= Buried Root Collar, BF= Previous Branch Failure, CB= Crossed Branches, CD= Co-Dominant Stems, DE= Decay, GR= Girdling Root(s), HZ= Hazardous, IC= Inspect Cables, II= Insect Infestation, LN= Leaning, LT= Lions Tailed, MS=Multi-Stemmed, NP= Neutral Plane Crack, PI= Poor Irrigation, RC= Root Collar, RM= Remove, SC= Stress Cracks, TC= Tightly-Crowded Branches, TP= Topped

Westfield Valley Fair

Report Description:

Complete Inventory

<u>Tag</u>	<u>Diameter</u>	<u>Common Name</u>	<u>Health Description</u>	<u>Preservation Description</u>	<u>Comment</u>	<u>Picture</u>
607	21	Eucalyptus	Average Health	Moderate Suitability		14
608	21	Eucalyptus	Average Health	Moderate Suitability		14
609	10	Camphor	Average Health	Moderate Suitability		
610	8	Camphor	Average Health	Moderate Suitability		
611	8	Camphor	Average Health	Moderate Suitability		
612	9	Camphor	Average Health	Moderate Suitability		
613	10	Camphor	Average Health	Moderate Suitability		
614	11	Camphor	Average Health	Moderate Suitability		
615	23	Eucalyptus	Average Health	Moderate Suitability		15
616	19	Eucalyptus	Average Health	Moderate Suitability		15
617	14	Ash	Average Health	Moderate Suitability		
618	14	Ash	Fair Health	Poor Suitability		
619	8	Ash	Fair Health	Poor Suitability	LN	
620	6	Ash	Fair Health	Poor Suitability		
621	18	Redwood	Average Health	Moderate Suitability		16
622	19	Ash	Average Health	Moderate Suitability		17
623	18	Ash	Average Health	Moderate Suitability		18
624	12	Camphor	Average Health	Moderate Suitability		
625	10	Camphor	Average Health	Moderate Suitability		
626	13	Camphor	Average Health	Moderate Suitability		
627	18	Ash	Average Health	Moderate Suitability		19
628	10	Ash	Fair Health	Poor Suitability		
629	15	Ash	Fair Health	Poor Suitability		
630	12	Ash	Fair Health	Poor Suitability		
631	13	Camphor	Average Health	Moderate Suitability		
632	21	Ash	Average Health	Moderate Suitability		20
633	6	Crape Myrtle	Average Health	Moderate Suitability		
634	6	Crape Myrtle	Average Health	Moderate Suitability		
635	6	Podocarpus	Average Health	Moderate Suitability		
636	11	Redwood	Average Health	Moderate Suitability		
637	14	Redwood	Average Health	Moderate Suitability		
638	11	Camphor	Poor Health	Moderate Suitability	PF	
639	16	Camphor	Average Health	Poor Suitability		
640	8	Redwood	Average Health	Moderate Suitability		
641	4	Crape Myrtle	Average Health	Moderate Suitability		
642	4	Crape Myrtle	Average Health	Moderate Suitability		
643	4	Crape Myrtle	Average Health	Moderate Suitability		
644	12	Chinese Elm	Average Health	Moderate Suitability		
645	12	Chinese Elm	Average Health	Moderate Suitability		
646	14	Chinese Elm	Average Health	Moderate Suitability		
647	12	Chinese Elm	Average Health	Moderate Suitability		
648	13	Chinese Elm	Average Health	Moderate Suitability		
649	9	Chinese Elm	Average Health	Moderate Suitability		
650	10	Chinese Elm	Average Health	Moderate Suitability		
651	14	Chinese Elm	Average Health	Moderate Suitability		
652	10	Southern Magnolia	Average Health	Moderate Suitability		
653	8	Southern Magnolia	Average Health	Moderate Suitability		
654	9	Southern Magnolia	Average Health	Moderate Suitability		
655	9	Southern Magnolia	Average Health	Moderate Suitability		
656	8	Southern Magnolia	Average Health	Moderate Suitability		
657	11	Southern Magnolia	Average Health	Moderate Suitability		
658	9	Southern Magnolia	Average Health	Moderate Suitability		
659	11	Southern Magnolia	Average Health	Moderate Suitability		

* Comments: AP= Aphids, BB= Bark Beetles, BC= Buried Root Collar, BF= Previous Branch Failure, CB= Crossed Branches, CD= Co-Dominant Stems, DE= Decay, GR= Girdling Root(s), HZ= Hazardous, IC= Inspect Cables, II= Insect Infestation, LN= Leaning, LT= Lions Tailed, MS=Multi-Stemmed, NP= Neutral Plane Crack, PI= Poor Irrigation, RC= Root Collar, RM= Remove, SC= Stress Cracks, TC= Tightly-Crowded Branches, TP= Topped

Westfield Valley Fair

Report Description:

Complete Inventory

<u>Tag</u>	<u>Diameter</u>	<u>Common Name</u>	<u>Health Description</u>	<u>Preservation Description</u>	<u>Comment</u>	<u>Picture</u>
660	10	Southern Magnolia	Average Health	Moderate Suitability		
661	9	Southern Magnolia	Average Health	Moderate Suitability		
662	10	Southern Magnolia	Average Health	Moderate Suitability		
663	7	Southern Magnolia	Average Health	Moderate Suitability		
664	9	Southern Magnolia	Average Health	Moderate Suitability		
665	7	Southern Magnolia	Average Health	Moderate Suitability		
666	9	Southern Magnolia	Average Health	Moderate Suitability		
667	13	Southern Magnolia	Average Health	Moderate Suitability		
668	11	Southern Magnolia	Average Health	Moderate Suitability		
669	10	Southern Magnolia	Average Health	Moderate Suitability		
670	11	Southern Magnolia	Fair Health	Poor Suitability		
671	11	Southern Magnolia	Fair Health	Poor Suitability		
672	10	Southern Magnolia	Fair Health	Poor Suitability		
673	8	Southern Magnolia	Average Health	Moderate Suitability		
674	10	Southern Magnolia	Average Health	Moderate Suitability		
675	10	Southern Magnolia	Fair Health	Poor Suitability		
676	10	Southern Magnolia	Fair Health	Poor Suitability		
677	10	Southern Magnolia	Average Health	Moderate Suitability		
678	6	Southern Magnolia	Fair Health	Poor Suitability		
679	8	Southern Magnolia	Fair Health	Poor Suitability		
680	9	Southern Magnolia	Average Health	Moderate Suitability		
681	12	Southern Magnolia	Average Health	Moderate Suitability		
682	12	Southern Magnolia	Average Health	Moderate Suitability		
683	12	Southern Magnolia	Average Health	Moderate Suitability		
684	10	Southern Magnolia	Average Health	Moderate Suitability		
685	12	Southern Magnolia	Average Health	Moderate Suitability		
686	12	Southern Magnolia	Average Health	Moderate Suitability		
687	12	Southern Magnolia	Average Health	Moderate Suitability		
688	14	Southern Magnolia	Average Health	Moderate Suitability		
689	10	Southern Magnolia	Average Health	Moderate Suitability		
690	14	Southern Magnolia	Average Health	Moderate Suitability		
691	9	Southern Magnolia	Average Health	Moderate Suitability		
692	12	Southern Magnolia	Average Health	Moderate Suitability		
693	8	Southern Magnolia	Average Health	Moderate Suitability		
694	12	Southern Magnolia	Average Health	Moderate Suitability		
695	14	Southern Magnolia	Average Health	Moderate Suitability		
696	12	Southern Magnolia	Average Health	Moderate Suitability		
697	12	Southern Magnolia	Average Health	Moderate Suitability		
698	10	Southern Magnolia	Average Health	Moderate Suitability		
699	9	Southern Magnolia	Average Health	Moderate Suitability		
700	9	Southern Magnolia	Average Health	Moderate Suitability		
701	11	Southern Magnolia	Average Health	Moderate Suitability		
702	14	Southern Magnolia	Average Health	Moderate Suitability		
703	11	Southern Magnolia	Average Health	Moderate Suitability		
704	11	Southern Magnolia	Average Health	Moderate Suitability		
705	12	Southern Magnolia	Average Health	Moderate Suitability		
706	8	Southern Magnolia	Average Health	Moderate Suitability		
707	8	Southern Magnolia	Average Health	Moderate Suitability		
708	8	Southern Magnolia	Average Health	Moderate Suitability		
709	11	Southern Magnolia	Average Health	Moderate Suitability		
710	7	Southern Magnolia	Average Health	Moderate Suitability		
711	9	Southern Magnolia	Average Health	Moderate Suitability		
712	6	Southern Magnolia	Average Health	Moderate Suitability		

* Comments: AP= Aphids, BB= Bark Beetles, BC= Buried Root Collar, BF= Previous Branch Failure, CB= Crossed Branches, CD= Co-Dominant Stems, DE= Decay, GR= Girdling Root(s), HZ= Hazardous, IC= Inspect Cables, II= Insect Infestation, LN= Leaning, LT= Lions Tailed, MS=Multi-Stemmed, NP= Neutral Plane Crack, PI= Poor Irrigation, RC= Root Collar, RM= Remove, SC= Stress Cracks, TC= Tightly-Crowded Branches, TP= Topped

Westfield Valley Fair

Report Description:

Complete Inventory

<u>Tag</u>	<u>Diameter</u>	<u>Common Name</u>	<u>Health Description</u>	<u>Preservation Description</u>	<u>Comment</u>	<u>Picture</u>
713	6	Southern Magnolia	Average Health	Moderate Suitability		
714	5	Southern Magnolia	Average Health	Moderate Suitability		
715	9	Southern Magnolia	Average Health	Moderate Suitability		
716	9	Southern Magnolia	Average Health	Moderate Suitability		
717	5	Southern Magnolia	Average Health	Moderate Suitability		
718	9	Southern Magnolia	Average Health	Moderate Suitability		
719	7	Southern Magnolia	Average Health	Moderate Suitability		
720	7	Southern Magnolia	Average Health	Moderate Suitability		
721	4	Southern Magnolia	Average Health	Moderate Suitability		
722	5	Southern Magnolia	Average Health	Moderate Suitability		
723	6	Southern Magnolia	Fair Health	Poor Suitability		
724	4	Southern Magnolia	Fair Health	Poor Suitability		
725	4	Southern Magnolia	Average Health	Moderate Suitability		
726	8	Southern Magnolia	Average Health	Moderate Suitability		
727	4	Southern Magnolia	Average Health	Moderate Suitability		
728	6	Southern Magnolia	Fair Health	Poor Suitability		
729	10	Southern Magnolia	Fair Health	Poor Suitability		
730	19	Hackberry	Average Health	Moderate Suitability		21
731	5	Southern Magnolia	Fair Health	Poor Suitability		
732	7	Southern Magnolia	Average Health	Moderate Suitability		
733	6	Southern Magnolia	Fair Health	Poor Suitability		
734	5	Southern Magnolia	Average Health	Moderate Suitability		
735	23	Oak	Average Health	Moderate Suitability		22
736	5	Southern Magnolia	Fair Health	Poor Suitability		
737	6	Southern Magnolia	Fair Health	Poor Suitability		
738	9	Southern Magnolia	Average Health	Moderate Suitability		
739	9	Southern Magnolia	Average Health	Moderate Suitability		
740	11	Southern Magnolia	Average Health	Moderate Suitability		
741	4	Sycamore	Average Health	Moderate Suitability		
742	4	Southern Magnolia	Average Health	Moderate Suitability		
743	8	Oak	Average Health	Moderate Suitability		22
744	10	Southern Magnolia	Average Health	Moderate Suitability		
745	9	Southern Magnolia	Average Health	Moderate Suitability		
746	9	Southern Magnolia	Average Health	Moderate Suitability		
747	9	Southern Magnolia	Average Health	Moderate Suitability		
748	10	Southern Magnolia	Average Health	Moderate Suitability		
749	10	Southern Magnolia	Average Health	Moderate Suitability		
750	12	Southern Magnolia	Average Health	Moderate Suitability		
751	10	Southern Magnolia	Average Health	Moderate Suitability		
752	10	Southern Magnolia	Average Health	Moderate Suitability		
753	5	Southern Magnolia	Average Health	Moderate Suitability		
754	8	Southern Magnolia	Average Health	Moderate Suitability		
755	10	Southern Magnolia	Average Health	Moderate Suitability		
756	13	Olive	Fair Health	Poor Suitability		
757	19	Southern Magnolia	Average Health	Moderate Suitability		23
758	22	Eucalyptus	Average Health	Moderate Suitability		24
759	28	Eucalyptus	Average Health	Moderate Suitability		24
760	12	Evergreen Pear	Average Health	Moderate Suitability		
761	20	Eucalyptus	Average Health	Moderate Suitability		25
762	20	Eucalyptus	Average Health	Moderate Suitability		25
763	17	Pine	Average Health	Moderate Suitability		26
764	16	Pine	Average Health	Moderate Suitability		26
765	16	Pine	Average Health	Moderate Suitability		26

* Comments: AP= Aphids, BB= Bark Beetles, BC= Buried Root Collar, BF= Previous Branch Failure, CB= Crossed Branches, CD= Co-Dominant Stems, DE= Decay, GR= Girdling Root(s), HZ= Hazardous, IC= Inspect Cables, II= Insect Infestation, LN= Leaning, LT= Lions Tailed, MS=Multi-Stemmed, NP= Neutral Plane Crack, PI= Poor Irrigation, RC= Root Collar, RM= Remove, SC= Stress Cracks, TC= Tightly-Crowded Branches, TP= Topped

Westfield Valley Fair

Report Description:

Complete Inventory

<u>Tag</u>	<u>Diameter</u>	<u>Common Name</u>	<u>Health Description</u>	<u>Preservation Description</u>	<u>Comment</u>	<u>Picture</u>
766	12	Evergreen Pear	Average Health	Moderate Suitability		
767	22	Pine	Average Health	Moderate Suitability		27
768	20	Pine	Average Health	Moderate Suitability		27
769	18	Pine	Average Health	Moderate Suitability		27
770	16	Southern Magnolia	Average Health	Moderate Suitability		
771	12	Evergreen Pear	Average Health	Moderate Suitability		
772	13	Privet	Average Health	Moderate Suitability		
773	13	Privet	Average Health	Moderate Suitability		
774	12	Southern Magnolia	Average Health	Moderate Suitability		
775	17	Privet	Average Health	Moderate Suitability		
776	28	Olive	Average Health	Moderate Suitability		28
777	9	Privet	Average Health	Moderate Suitability		
778	32	Olive	Average Health	Moderate Suitability		29
779	29	Olive	Average Health	Moderate Suitability		30
780	16	Oak	Average Health	Moderate Suitability		31
781	10	Evergreen Pear	Average Health	Moderate Suitability		
782	28	Pine	Average Health	Moderate Suitability		32
783	30	Pine	Average Health	Moderate Suitability		32
784	14	Oak	Average Health	Moderate Suitability		
785	15	Oak	Average Health	Moderate Suitability		
786	9	Oak	Average Health	Moderate Suitability		
787	17	Olive	Average Health	Moderate Suitability		30
788	13	Privet	Average Health	Moderate Suitability		
789	17	Olive	Average Health	Moderate Suitability		30
790	8	Privet	Average Health	Moderate Suitability		
791	14	Oak	Average Health	Moderate Suitability		
792	17	Oak	Average Health	Moderate Suitability		
793	12	Oak	Average Health	Moderate Suitability		
794	9	Acacia	Average Health	Moderate Suitability		
795	11	Redwood	Average Health	Moderate Suitability		
796	14	Redwood	Average Health	Moderate Suitability		
797	13	Redwood	Average Health	Moderate Suitability		
798	16	Redwood	Average Health	Moderate Suitability		
799	10	Redwood	Average Health	Moderate Suitability		
800	16	Redwood	Average Health	Moderate Suitability		
801	11	Redwood	Average Health	Moderate Suitability		
802	10	Redwood	Average Health	Moderate Suitability		
803	16	Redwood	Average Health	Moderate Suitability		
804	13	Redwood	Average Health	Moderate Suitability		
805	9	Redwood	Average Health	Moderate Suitability		
806	17	Redwood	Average Health	Moderate Suitability		
807	11	Redwood	Average Health	Moderate Suitability		
808	13	Redwood	Average Health	Moderate Suitability		
809	11	Redwood	Average Health	Moderate Suitability		
810	9	Ash	Average Health	Moderate Suitability		
811	9	Ash	Average Health	Moderate Suitability		
812	19	Eucalyptus	Average Health	Moderate Suitability		33
813	33	Eucalyptus	Average Health	Moderate Suitability		33
814	26	Eucalyptus	Average Health	Moderate Suitability		33
815	26	Eucalyptus	Average Health	Moderate Suitability		33
816	13	Eucalyptus	Average Health	Moderate Suitability		
817	14	Eucalyptus	Average Health	Moderate Suitability		
818	31	Eucalyptus	Average Health	Moderate Suitability		34

* Comments: AP= Aphids, BB= Bark Beetles, BC= Buried Root Collar, BF= Previous Branch Failure, CB= Crossed Branches, CD= Co-Dominant Stems, DE= Decay, GR= Girdling Root(s), HZ= Hazardous, IC= Inspect Cables, II= Insect Infestation, LN= Leaning, LT= Lions Tailed, MS=Multi-Stemmed, NP= Neutral Plane Crack, PI= Poor Irrigation, RC= Root Collar, RM= Remove, SC= Stress Cracks, TC= Tightly-Crowded Branches, TP= Topped

Westfield Valley Fair

Report Description:

Complete Inventory

<u>Tag</u>	<u>Diameter</u>	<u>Common Name</u>	<u>Health Description</u>	<u>Preservation Description</u>	<u>Comment</u>	<u>Picture</u>
819	22	Eucalyptus	Average Health	Moderate Suitability		34
820	31	Eucalyptus	Average Health	Moderate Suitability		34
821	14	Eucalyptus	Average Health	Moderate Suitability		
822	13	Eucalyptus	Average Health	Moderate Suitability		
823	8	Redwood	Average Health	Moderate Suitability		
824	28	Eucalyptus	Average Health	Moderate Suitability		35
825	32	Eucalyptus	Average Health	Moderate Suitability		35
826	11	Eucalyptus	Average Health	Moderate Suitability		35
827	35	Eucalyptus	Average Health	Moderate Suitability		36
828	13	Eucalyptus	Average Health	Moderate Suitability		36
829	19	Eucalyptus	Average Health	Moderate Suitability		36
830	13	Eucalyptus	Average Health	Moderate Suitability		
831	14	Eucalyptus	Average Health	Moderate Suitability		
832	17	Olive	Average Health	Moderate Suitability		37
833	14	Southern Magnolia	Average Health	Moderate Suitability		
834	15	Olive	Average Health	Moderate Suitability		
835	15	Olive	Average Health	Moderate Suitability		
836	10	Southern Magnolia	Average Health	Moderate Suitability		
837	10	Evergreen Pear	Average Health	Moderate Suitability		
838	14	Evergreen Pear	Average Health	Moderate Suitability		
839	25	Southern Magnolia	Average Health	Moderate Suitability		38
840	14	Evergreen Pear	Average Health	Moderate Suitability		
841	11	Evergreen Pear	Average Health	Moderate Suitability		
842	9	Privet	Average Health	Moderate Suitability		
843	9	Privet	Average Health	Moderate Suitability		
844	16	Olive	Average Health	Moderate Suitability		
845	15	Olive	Average Health	Moderate Suitability		
846	16	Olive	Average Health	Moderate Suitability		
847	11	Privet	Average Health	Moderate Suitability		
848	12	Privet	Average Health	Moderate Suitability		
849	12	Privet	Average Health	Moderate Suitability		
850	9	Evergreen Pear	Average Health	Moderate Suitability		
851	13	Olive	Average Health	Moderate Suitability		
852	19	Olive	Average Health	Moderate Suitability		39
853	6	Locust	Fair Health	Poor Suitability		
854	4	Locust	Average Health	Moderate Suitability		
855	3	Crape Myrtle	Average Health	Moderate Suitability		
856	7	Locust	Average Health	Moderate Suitability		
857	5	Locust	Average Health	Moderate Suitability		
858	6	Locust	Average Health	Moderate Suitability		
859	8	Locust	Average Health	Moderate Suitability		
860	3	Crape Myrtle	Average Health	Moderate Suitability		
861	6	Locust	Poor Health	Poor Suitability		
862	6	Locust	Fair Health	Poor Suitability		
863	7	Locust	Average Health	Moderate Suitability		
864	6	Locust	Average Health	Moderate Suitability		
865	3	Locust	Average Health	Moderate Suitability		
866	7	Locust	Fair Health	Poor Suitability		
867	8	Locust	Fair Health	Poor Suitability	PF	
868	6	Locust	Average Health	Moderate Suitability		
869	3	Crape Myrtle	Average Health	Moderate Suitability		
870	3	Crape Myrtle	Average Health	Moderate Suitability		
871	3	Crape Myrtle	Average Health	Moderate Suitability		

* Comments: AP= Aphids, BB= Bark Beetles, BC= Buried Root Collar, BF= Previous Branch Failure, CB= Crossed Branches, CD= Co-Dominant Stems, DE= Decay, GR= Girdling Root(s), HZ= Hazardous, IC= Inspect Cables, II= Insect Infestation, LN= Leaning, LT= Lions Tailed, MS=Multi-Stemmed, NP= Neutral Plane Crack, PI= Poor Irrigation, RC= Root Collar, RM= Remove, SC= Stress Cracks, TC= Tightly-Crowded Branches, TP= Topped

Westfield Valley Fair

Report Description:

Complete Inventory

<u>Tag</u>	<u>Diameter</u>	<u>Common Name</u>	<u>Health Description</u>	<u>Preservation Description</u>	<u>Comment</u>	<u>Picture</u>
872	6	Locust	Average Health	Moderate Suitability		
873	6	Tree-of-Heaven	Average Health	Moderate Suitability		
874	9	Australian Willow	Average Health	Moderate Suitability		
875	12	Australian Willow	Average Health	Moderate Suitability		

Total Number Of Trees:

587

Average Diameter:

13

* Comments: AP= Aphids, BB= Bark Beetles, BC= Buried Root Collar, BF= Previous Branch Failure, CB= Crossed Branches, CD= Co-Dominant Stems, DE= Decay, GR= Girdling Root(s), HZ= Hazardous, IC= Inspect Cables, II= Insect Infestation, LN= Leaning, LT= Lions Tailed, MS=Multi-Stemed, NP= Neutral Plane Crack, PI= Poor Irrigation, RC= Root Collar, RM= Remove, SC= Stress Cracks, TC= Tightly-Crowded Branches, TP= Topped

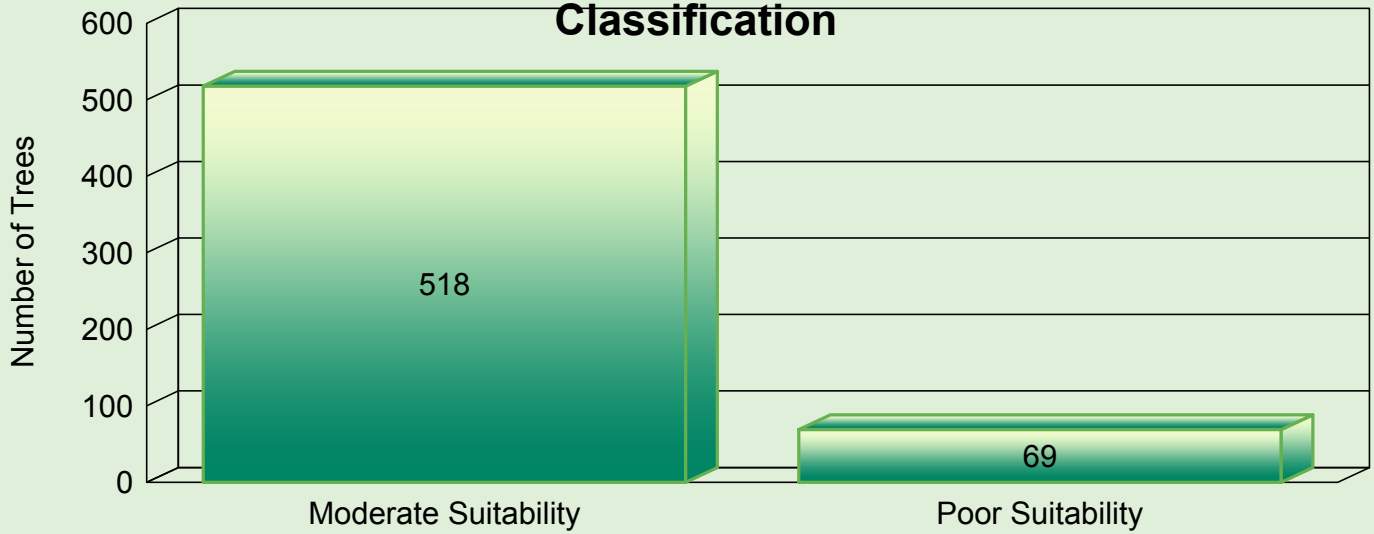
Westfield Valley Fair

Printed Date: 12/22/2012

Last modified: 12/19/2012

Report Description:

Number of Trees in Preservation Classification



Tag	Diameter	Common Name	Health Description	Comment	Picture
Moderate Suitability					
290	14	Ash	Average Health		
292	15	Ash	Average Health		
293	26	Eucalyptus	Average Health		854
294	17	Eucalyptus	Average Health		
295	17	Ash	Average Health		
296	14	Ash	Average Health		
297	15	Ash	Average Health		
298	13	Ash	Average Health		
300	21	Eucalyptus	Average Health		855
301	19	Eucalyptus	Average Health		855
302	25	Eucalyptus	Average Health		856
303	14	Ash	Average Health		
304	16	Ash	Average Health		
307	25	Eucalyptus	Average Health		857
308	27	Eucalyptus	Average Health		857
309	23	Eucalyptus	Average Health		858
311	14	Ash	Average Health		
312	15	Ash	Average Health		
313	15	Ash	Average Health		
315	18	Eucalyptus	Average Health		861
316	19	Ash	Average Health		862
317	11	Ash	Average Health		
319	21	Eucalyptus	Average Health		863
320	15	Eucalyptus	Average Health		864
321	16	Eucalyptus	Average Health		864
324	12	Ash	Average Health		
325	17	Ash	Average Health		
326	13	Ash	Average Health		
327	9	Ash	Average Health		
328	22	Eucalyptus	Average Health		865
330	23	Eucalyptus	Average Health		867
331	14	Eucalyptus	Average Health		867
332	21	Eucalyptus	Average Health		867

* Comments: AP= Aphids, BB= Bark Beetles, BC= Buried Root Collar, BF= Previous Branch Failure, CB= Crossed Branches, CD= Co-Dominant Stems, DE= Decay, GR= Girdling Root(s), HZ= Hazardous, IC= Inspect Cables, II= Insect Infestation, LN= Leaning, LT= Lions Tailed, MS=Multi-Stemmed, NP= Neutral Plane Crack, PI= Poor Irrigation, RC= Root Collar, RM= Remove, SC= Stress Cracks, TC= Tightly-Crowded Branches, TP= Topped

Tag	Diameter	Common Name	Health Description	Comment	Picture
333	15	Eucalyptus	Average Health		867
334	23	Eucalyptus	Average Health		868
335	17	Eucalyptus	Average Health		
336	9	Eucalyptus	Average Health		
337	12	Ash	Average Health		
338	6	Ash	Average Health		
340	18	Eucalyptus	Average Health		869
341	16	Eucalyptus	Average Health		870
342	17	Eucalyptus	Average Health		870
343	11	Ash	Average Health		
344	9	Ash	Average Health		
345	18	Eucalyptus	Average Health		871
346	17	Eucalyptus	Average Health		872
348	9	Ash	Average Health		
349	9	Ash	Average Health		
350	20	Eucalyptus	Average Health		873
351	11	Podocarpus	Average Health		
352	6	Crape Myrtle	Average Health	Group of 6	
353	27	Eucalyptus	Average Health		874
354	20	Eucalyptus	Average Health		875
355	18	Eucalyptus	Average Health		875
356	20	Eucalyptus	Average Health		875
357	21	Eucalyptus	Average Health		875
358	13	Camphor	Average Health		
359	9	Camphor	Average Health		
360	14	Camphor	Average Health		
361	16	Camphor	Average Health		
362	14	Camphor	Average Health		
363	6	Privet	Average Health	MS	
364	12	Camphor	Average Health		
365	18	Chinese Elm	Average Health		
374	16	Eucalyptus	Average Health		
375	20	Eucalyptus	Average Health		876
376	17	Eucalyptus	Average Health		
377	18	Eucalyptus	Average Health		877

* Comments: AP= Aphids, BB= Bark Beetles, BC= Buried Root Collar, BF= Previous Branch Failure, CB= Crossed Branches, CD= Co-Dominant Stems, DE= Decay, GR= Girdling Root(s), HZ= Hazardous, IC= Inspect Cables, II= Insect Infestation, LN= Leaning, LT= Lions Tailed, MS=Multi-Stemmed, NP= Neutral Plane Crack, PI= Poor Irrigation, RC= Root Collar, RM= Remove, SC= Stress Cracks, TC= Tightly-Crowded Branches, TP= Topped

Tag	Diameter	Common Name	Health Description	Comment	Picture
378	16	Eucalyptus	Average Health		
379	15	Eucalyptus	Average Health		
380	14	Eucalyptus	Average Health		
383	14	Eucalyptus	Average Health		
385	6	Ash	Average Health		
386	9	Ash	Average Health		
389	15	Ash	Average Health		
390	16	Eucalyptus	Average Health		
392	17	Eucalyptus	Average Health		
393	17	Eucalyptus	Average Health		
396	11	Eucalyptus	Average Health		
398	21	Eucalyptus	Average Health		878
399	22	Eucalyptus	Average Health		878
400	18	Eucalyptus	Average Health		879
401	16	Eucalyptus	Average Health		879
402	16	Eucalyptus	Average Health		879
403	18	Eucalyptus	Average Health		879
404	21	Eucalyptus	Average Health		879
405	8	Ash	Average Health		
406	13	Ash	Average Health		
407	13	Ash	Average Health		
408	12	Ash	Average Health		
409	14	Ash	Average Health		
410	13	Ash	Average Health		
411	10	Ash	Average Health		
412	8	Ash	Average Health		
413	6	Podocarpus	Average Health		
414	21	Redwood	Average Health		880
415	20	Redwood	Average Health		880
416	4	Crape Myrtle	Average Health		
417	5	Southern Magnolia	Average Health		
418	4	Crape Myrtle	Average Health		
419	4	Crape Myrtle	Average Health		
420	22	Redwood	Average Health		881
421	21	Redwood	Average Health		882

* Comments: AP= Aphids, BB= Bark Beetles, BC= Buried Root Collar, BF= Previous Branch Failure, CB= Crossed Branches, CD= Co-Dominant Stems, DE= Decay, GR= Girdling Root(s), HZ= Hazardous, IC= Inspect Cables, II= Insect Infestation, LN= Leaning, LT= Lions Tailed, MS=Multi-Stemmed, NP= Neutral Plane Crack, PI= Poor Irrigation, RC= Root Collar, RM= Remove, SC= Stress Cracks, TC= Tightly-Crowded Branches, TP= Topped

Tag	Diameter	Common Name	Health Description	Comment	Picture
422	22	Redwood	Average Health		883
423	20	Redwood	Average Health		883
424	21	Redwood	Average Health		883
425	20	Pine	Average Health		884
426	13	Pine	Average Health		
427	9	Pine	Average Health		
428	13	Pine	Average Health		
429	15	Tree-of-Heaven	Average Health	MS	
430	14	Tree-of-Heaven	Average Health		
431	12	Tree-of-Heaven	Average Health		
432	14	Tree-of-Heaven	Average Health		
433	12	Tree-of-Heaven	Average Health		
434	15	Tree-of-Heaven	Average Health		
435	13	Tree-of-Heaven	Average Health		
436	17	Pine	Average Health		
437	15	Pine	Average Health		
438	18	Pine	Average Health		885
439	13	Tree-of-Heaven	Average Health		
440	15	Pine	Average Health		886
441	15	Pine	Average Health		886
442	17	Pine	Average Health		886
443	18	Pine	Average Health		886
444	12	Tree-of-Heaven	Average Health		
445	8	Pear	Average Health		
446	6	Pear	Average Health		
447	9	Pear	Average Health		
448	6	Pear	Average Health		
449	9	Pear	Average Health		
450	4	Pear	Average Health		
451	17	Pine	Average Health		
452	17	Pine	Average Health		887
453	17	Pine	Average Health		
454	13	Pine	Average Health		
455	5	Ginko	Average Health		
456	12	Tree-of-Heaven	Average Health		

* Comments: AP= Aphids, BB= Bark Beetles, BC= Buried Root Collar, BF= Previous Branch Failure, CB= Crossed Branches, CD= Co-Dominant Stems, DE= Decay, GR= Girdling Root(s), HZ= Hazardous, IC= Inspect Cables, II= Insect Infestation, LN= Leaning, LT= Lions Tailed, MS=Multi-Stemmed, NP= Neutral Plane Crack, PI= Poor Irrigation, RC= Root Collar, RM= Remove, SC= Stress Cracks, TC= Tightly-Crowded Branches, TP= Topped

Tag	Diameter	Common Name	Health Description	Comment	Picture
457	12	Tree-of-Heaven	Average Health	MS	
458	5	Ginko	Average Health		
459	8	Pistache	Average Health		
460	10	Pistache	Average Health		
461	17	Tree-of-Heaven	Average Health	MS	
462	15	Tree-of-Heaven	Average Health	MS	
463	10	Tree-of-Heaven	Average Health	MS	
464	4	Ginko	Average Health		
465	4	Ginko	Average Health		
466	18	Pine	Average Health		888
467	13	Pine	Average Health		
468	13	Pine	Average Health		
469	12	Pine	Average Health		
470	20	Pine	Average Health		888
471	11	Pine	Average Health		
472	9	Pine	Average Health		
473	20	Pine	Average Health		889
474	14	Pine	Average Health		
475	10	Pear	Average Health		
476	11	Pear	Average Health		
477	13	Pear	Average Health		
478	4	Tree-of-Heaven	Average Health	MS	
479	6	Tree-of-Heaven	Average Health	MS	
480	8	Redwood	Average Health		
481	9	Redwood	Average Health		
482	13	Pine	Average Health		
483	14	Pine	Average Health		
484	12	Pine	Average Health		
485	15	Pine	Average Health		
486	12	Pine	Average Health		
487	15	Pine	Average Health		
488	16	Pine	Average Health		
489	10	Tree-of-Heaven	Average Health		
490	9	Tree-of-Heaven	Average Health		
491	17	Tree-of-Heaven	Average Health	MS	

* Comments: AP= Aphids, BB= Bark Beetles, BC= Buried Root Collar, BF= Previous Branch Failure, CB= Crossed Branches, CD= Co-Dominant Stems, DE= Decay, GR= Girdling Root(s), HZ= Hazardous, IC= Inspect Cables, II= Insect Infestation, LN= Leaning, LT= Lions Tailed, MS=Multi-Stemmed, NP= Neutral Plane Crack, PI= Poor Irrigation, RC= Root Collar, RM= Remove, SC= Stress Cracks, TC= Tightly-Crowded Branches, TP= Topped

Tag	Diameter	Common Name	Health Description	Comment	Picture
492	9	Tree-of-Heaven	Average Health		
493	10	Tree-of-Heaven	Average Health		
494	11	Tree-of-Heaven	Average Health		
495	11	Redwood	Average Health		
496	20	Redwood	Average Health		890
497	18	Redwood	Average Health		890
498	18	Redwood	Average Health		891
499	12	Redwood	Average Health		
500	13	Redwood	Average Health		
501	12	Redwood	Average Health		
502	5	Redwood	Average Health		
504	6	Podocarpus	Average Health		
503	6	Podocarpus	Average Health		
505	17	Redwood	Average Health		
506	16	Redwood	Average Health		
507	17	Tree-of-Heaven	Average Health		
508	6	Podocarpus	Average Health		
509	6	Podocarpus	Average Health		
510	6	Podocarpus	Average Health		
511	6	Podocarpus	Average Health		
512	17	Tree-of-Heaven	Average Health		
513	15	Redwood	Average Health		
514	16	Redwood	Average Health		
515	6	Podocarpus	Average Health		
516	4	Crape Myrtle	Average Health		
517	4	Crape Myrtle	Average Health		
518	4	Crape Myrtle	Average Health		
519	4	Crape Myrtle	Average Health		
520	4	Crape Myrtle	Average Health		
521	4	Crape Myrtle	Average Health		
522	4	Crape Myrtle	Average Health		
523	4	Crape Myrtle	Average Health		
524	4	Crape Myrtle	Average Health		
526	8	Southern Magnolia	Average Health		
527	4	Crape Myrtle	Average Health		

* Comments: AP= Aphids, BB= Bark Beetles, BC= Buried Root Collar, BF= Previous Branch Failure, CB= Crossed Branches, CD= Co-Dominant Stems, DE= Decay, GR= Girdling Root(s), HZ= Hazardous, IC= Inspect Cables, II= Insect Infestation, LN= Leaning, LT= Lions Tailed, MS=Multi-Stemmed, NP= Neutral Plane Crack, PI= Poor Irrigation, RC= Root Collar, RM= Remove, SC= Stress Cracks, TC= Tightly-Crowded Branches, TP= Topped

Tag	Diameter	Common Name	Health Description	Comment	Picture
528	4	Crape Myrtle	Average Health		
529	4	Crape Myrtle	Average Health		
530	4	Crape Myrtle	Average Health		
531	4	Crape Myrtle	Average Health		
532	4	Crape Myrtle	Average Health		
533	4	Crape Myrtle	Average Health		
534	4	Crape Myrtle	Average Health		
535	4	Crape Myrtle	Average Health		
536	4	Crape Myrtle	Average Health		
537	4	Crape Myrtle	Average Health		
538	4	Crape Myrtle	Average Health		
539	4	Crape Myrtle	Average Health		
540	11	Southern Magnolia	Average Health		
541	9	Southern Magnolia	Average Health		
542	12	Southern Magnolia	Average Health		
543	24	Eucalyptus	Average Health		1
544	18	Eucalyptus	Average Health		1
545	7	Ash	Average Health		
546	13	Ash	Average Health		
547	12	Ash	Average Health		
548	24	Eucalyptus	Average Health		2
549	21	Eucalyptus	Average Health		3
550	14	Ash	Average Health		
553	27	Eucalyptus	Average Health		4
554	18	Eucalyptus	Average Health		4
555	20	Eucalyptus	Average Health		5
556	22	Eucalyptus	Average Health		5
559	24	Eucalyptus	Average Health		6
560	24	Eucalyptus	Average Health		6
562	7	Crape Myrtle	Average Health		
563	6	Crape Myrtle	Average Health		
564	9	Crape Myrtle	Average Health		
565	9	Crape Myrtle	Average Health		
566	8	Crape Myrtle	Average Health		
567	8	Crape Myrtle	Average Health		

* Comments: AP= Aphids, BB= Bark Beetles, BC= Buried Root Collar, BF= Previous Branch Failure, CB= Crossed Branches, CD= Co-Dominant Stems, DE= Decay, GR= Girdling Root(s), HZ= Hazardous, IC= Inspect Cables, II= Insect Infestation, LN= Leaning, LT= Lions Tailed, MS=Multi-Stemmed, NP= Neutral Plane Crack, PI= Poor Irrigation, RC= Root Collar, RM= Remove, SC= Stress Cracks, TC= Tightly-Crowded Branches, TP= Topped

Tag	Diameter	Common Name	Health Description	Comment	Picture
568	9	Crape Myrtle	Average Health		
569	9	Crape Myrtle	Average Health		
570	9	Crape Myrtle	Average Health		
571	9	Crape Myrtle	Average Health		
573	14	Ash	Average Health		
574	6	Ash	Average Health		
575	13	Southern Magnolia	Average Health		
576	9	Southern Magnolia	Average Health		
577	11	Southern Magnolia	Average Health		
578	11	Southern Magnolia	Average Health		
579	11	Southern Magnolia	Average Health		
580	22	Eucalyptus	Average Health		8
581	25	Eucalyptus	Average Health		8
582	17	Eucalyptus	Average Health		8
584	25	Eucalyptus	Average Health		8
586	17	Camphor	Average Health		
588	15	Tree-of-Heaven	Average Health		
589	25	Eucalyptus	Average Health		9
590	10	Camphor	Average Health		
591	8	Camphor	Average Health		
592	9	Camphor	Average Health		
593	22	Eucalyptus	Average Health		10
594	17	Eucalyptus	Average Health		10
595	20	Eucalyptus	Average Health		11
596	11	Camphor	Average Health		
597	13	Camphor	Average Health		
598	11	Camphor	Average Health		
600	20	Eucalyptus	Average Health		
601	25	Eucalyptus	Average Health		12
602	18	Eucalyptus	Average Health		
603	17	Eucalyptus	Average Health		
604	20	Eucalyptus	Average Health		
605	21	Eucalyptus	Average Health		13
606	14	Eucalyptus	Average Health		
607	21	Eucalyptus	Average Health		14

* Comments: AP= Aphids, BB= Bark Beetles, BC= Buried Root Collar, BF= Previous Branch Failure, CB= Crossed Branches, CD= Co-Dominant Stems, DE= Decay, GR= Girdling Root(s), HZ= Hazardous, IC= Inspect Cables, II= Insect Infestation, LN= Leaning, LT= Lions Tailed, MS=Multi-Stemmed, NP= Neutral Plane Crack, PI= Poor Irrigation, RC= Root Collar, RM= Remove, SC= Stress Cracks, TC= Tightly-Crowded Branches, TP= Topped

Tag	Diameter	Common Name	Health Description	Comment	Picture
608	21	Eucalyptus	Average Health		14
609	10	Camphor	Average Health		
610	8	Camphor	Average Health		
611	8	Camphor	Average Health		
612	9	Camphor	Average Health		
613	10	Camphor	Average Health		
614	11	Camphor	Average Health		
615	23	Eucalyptus	Average Health		15
616	19	Eucalyptus	Average Health		15
617	14	Ash	Average Health		
621	18	Redwood	Average Health		16
622	19	Ash	Average Health		17
623	18	Ash	Average Health		18
624	12	Camphor	Average Health		
625	10	Camphor	Average Health		
626	13	Camphor	Average Health		
627	18	Ash	Average Health		19
631	13	Camphor	Average Health		
632	21	Ash	Average Health		20
633	6	Crape Myrtle	Average Health		
634	6	Crape Myrtle	Average Health		
635	6	Podocarpus	Average Health		
636	11	Redwood	Average Health		
637	14	Redwood	Average Health		
638	11	Camphor	Poor Health	PF	
640	8	Redwood	Average Health		
641	4	Crape Myrtle	Average Health		
642	4	Crape Myrtle	Average Health		
643	4	Crape Myrtle	Average Health		
644	12	Chinese Elm	Average Health		
645	12	Chinese Elm	Average Health		
646	14	Chinese Elm	Average Health		
647	12	Chinese Elm	Average Health		
648	13	Chinese Elm	Average Health		
649	9	Chinese Elm	Average Health		

* Comments: AP= Aphids, BB= Bark Beetles, BC= Buried Root Collar, BF= Previous Branch Failure, CB= Crossed Branches, CD= Co-Dominant Stems, DE= Decay, GR= Girdling Root(s), HZ= Hazardous, IC= Inspect Cables, II= Insect Infestation, LN= Leaning, LT= Lions Tailed, MS=Multi-Stemmed, NP= Neutral Plane Crack, PI= Poor Irrigation, RC= Root Collar, RM= Remove, SC= Stress Cracks, TC= Tightly-Crowded Branches, TP= Topped

Tag	Diameter	Common Name	Health Description	Comment	Picture
650	10	Chinese Elm	Average Health		
651	14	Chinese Elm	Average Health		
652	10	Southern Magnolia	Average Health		
653	8	Southern Magnolia	Average Health		
654	9	Southern Magnolia	Average Health		
655	9	Southern Magnolia	Average Health		
656	8	Southern Magnolia	Average Health		
657	11	Southern Magnolia	Average Health		
658	9	Southern Magnolia	Average Health		
659	11	Southern Magnolia	Average Health		
660	10	Southern Magnolia	Average Health		
661	9	Southern Magnolia	Average Health		
662	10	Southern Magnolia	Average Health		
663	7	Southern Magnolia	Average Health		
664	9	Southern Magnolia	Average Health		
665	7	Southern Magnolia	Average Health		
666	9	Southern Magnolia	Average Health		
667	13	Southern Magnolia	Average Health		
668	11	Southern Magnolia	Average Health		
669	10	Southern Magnolia	Average Health		
673	8	Southern Magnolia	Average Health		
674	10	Southern Magnolia	Average Health		
677	10	Southern Magnolia	Average Health		
680	9	Southern Magnolia	Average Health		
681	12	Southern Magnolia	Average Health		
682	12	Southern Magnolia	Average Health		
683	12	Southern Magnolia	Average Health		
684	10	Southern Magnolia	Average Health		
685	12	Southern Magnolia	Average Health		
686	12	Southern Magnolia	Average Health		
687	12	Southern Magnolia	Average Health		
688	14	Southern Magnolia	Average Health		
689	10	Southern Magnolia	Average Health		
690	14	Southern Magnolia	Average Health		
691	9	Southern Magnolia	Average Health		

* Comments: AP= Aphids, BB= Bark Beetles, BC= Buried Root Collar, BF= Previous Branch Failure, CB= Crossed Branches, CD= Co-Dominant Stems, DE= Decay, GR= Girdling Root(s), HZ= Hazardous, IC= Inspect Cables, II= Insect Infestation, LN= Leaning, LT= Lions Tailed, MS=Multi-Stemmed, NP= Neutral Plane Crack, PI= Poor Irrigation, RC= Root Collar, RM= Remove, SC= Stress Cracks, TC= Tightly-Crowded Branches, TP= Topped

Tag	Diameter	Common Name	Health Description	Comment	Picture
692	12	Southern Magnolia	Average Health		
693	8	Southern Magnolia	Average Health		
694	12	Southern Magnolia	Average Health		
695	14	Southern Magnolia	Average Health		
696	12	Southern Magnolia	Average Health		
697	12	Southern Magnolia	Average Health		
698	10	Southern Magnolia	Average Health		
699	9	Southern Magnolia	Average Health		
700	9	Southern Magnolia	Average Health		
701	11	Southern Magnolia	Average Health		
702	14	Southern Magnolia	Average Health		
703	11	Southern Magnolia	Average Health		
704	11	Southern Magnolia	Average Health		
705	12	Southern Magnolia	Average Health		
706	8	Southern Magnolia	Average Health		
707	8	Southern Magnolia	Average Health		
708	8	Southern Magnolia	Average Health		
709	11	Southern Magnolia	Average Health		
710	7	Southern Magnolia	Average Health		
711	9	Southern Magnolia	Average Health		
712	6	Southern Magnolia	Average Health		
713	6	Southern Magnolia	Average Health		
714	5	Southern Magnolia	Average Health		
715	9	Southern Magnolia	Average Health		
716	9	Southern Magnolia	Average Health		
717	5	Southern Magnolia	Average Health		
718	9	Southern Magnolia	Average Health		
719	7	Southern Magnolia	Average Health		
720	7	Southern Magnolia	Average Health		
721	4	Southern Magnolia	Average Health		
722	5	Southern Magnolia	Average Health		
725	4	Southern Magnolia	Average Health		
726	8	Southern Magnolia	Average Health		
727	4	Southern Magnolia	Average Health		
730	19	Hackberry	Average Health		21

* Comments: AP= Aphids, BB= Bark Beetles, BC= Buried Root Collar, BF= Previous Branch Failure, CB= Crossed Branches, CD= Co-Dominant Stems, DE= Decay, GR= Girdling Root(s), HZ= Hazardous, IC= Inspect Cables, II= Insect Infestation, LN= Leaning, LT= Lions Tailed, MS=Multi-Stemmed, NP= Neutral Plane Crack, PI= Poor Irrigation, RC= Root Collar, RM= Remove, SC= Stress Cracks, TC= Tightly-Crowded Branches, TP= Topped

Tag	Diameter	Common Name	Health Description	Comment	Picture
732	7	Southern Magnolia	Average Health		
734	5	Southern Magnolia	Average Health		
735	23	Oak	Average Health		22
738	9	Southern Magnolia	Average Health		
739	9	Southern Magnolia	Average Health		
740	11	Southern Magnolia	Average Health		
741	4	Sycamore	Average Health		
742	4	Southern Magnolia	Average Health		
743	8	Oak	Average Health		22
744	10	Southern Magnolia	Average Health		
745	9	Southern Magnolia	Average Health		
746	9	Southern Magnolia	Average Health		
747	9	Southern Magnolia	Average Health		
748	10	Southern Magnolia	Average Health		
749	10	Southern Magnolia	Average Health		
750	12	Southern Magnolia	Average Health		
751	10	Southern Magnolia	Average Health		
752	10	Southern Magnolia	Average Health		
753	5	Southern Magnolia	Average Health		
754	8	Southern Magnolia	Average Health		
755	10	Southern Magnolia	Average Health		
757	19	Southern Magnolia	Average Health		23
758	22	Eucalyptus	Average Health		24
759	28	Eucalyptus	Average Health		24
760	12	Evergreen Pear	Average Health		
761	20	Eucalyptus	Average Health		25
762	20	Eucalyptus	Average Health		25
763	17	Pine	Average Health		26
764	16	Pine	Average Health		26
765	16	Pine	Average Health		26
766	12	Evergreen Pear	Average Health		
767	22	Pine	Average Health		27
768	20	Pine	Average Health		27
769	18	Pine	Average Health		27
770	16	Southern Magnolia	Average Health		

* Comments: AP= Aphids, BB= Bark Beetles, BC= Buried Root Collar, BF= Previous Branch Failure, CB= Crossed Branches, CD= Co-Dominant Stems, DE= Decay, GR= Girdling Root(s), HZ= Hazardous, IC= Inspect Cables, II= Insect Infestation, LN= Leaning, LT= Lions Tailed, MS=Multi-Stemmed, NP= Neutral Plane Crack, PI= Poor Irrigation, RC= Root Collar, RM= Remove, SC= Stress Cracks, TC= Tightly-Crowded Branches, TP= Topped

Tag	Diameter	Common Name	Health Description	Comment	Picture
771	12	Evergreen Pear	Average Health		
772	13	Privet	Average Health		
773	13	Privet	Average Health		
774	12	Southern Magnolia	Average Health		
775	17	Privet	Average Health		
776	28	Olive	Average Health		28
777	9	Privet	Average Health		
778	32	Olive	Average Health		29
779	29	Olive	Average Health		30
780	16	Oak	Average Health		31
781	10	Evergreen Pear	Average Health		
782	28	Pine	Average Health		32
783	30	Pine	Average Health		32
784	14	Oak	Average Health		
785	15	Oak	Average Health		
786	9	Oak	Average Health		
787	17	Olive	Average Health		30
788	13	Privet	Average Health		
789	17	Olive	Average Health		30
790	8	Privet	Average Health		
791	14	Oak	Average Health		
792	17	Oak	Average Health		
793	12	Oak	Average Health		
794	9	Acacia	Average Health		
795	11	Redwood	Average Health		
796	14	Redwood	Average Health		
797	13	Redwood	Average Health		
798	16	Redwood	Average Health		
799	10	Redwood	Average Health		
800	16	Redwood	Average Health		
801	11	Redwood	Average Health		
802	10	Redwood	Average Health		
803	16	Redwood	Average Health		
804	13	Redwood	Average Health		
805	9	Redwood	Average Health		

* Comments: AP= Aphids, BB= Bark Beetles, BC= Buried Root Collar, BF= Previous Branch Failure, CB= Crossed Branches, CD= Co-Dominant Stems, DE= Decay, GR= Girdling Root(s), HZ= Hazardous, IC= Inspect Cables, II= Insect Infestation, LN= Leaning, LT= Lions Tailed, MS=Multi-Stemmed, NP= Neutral Plane Crack, PI= Poor Irrigation, RC= Root Collar, RM= Remove, SC= Stress Cracks, TC= Tightly-Crowded Branches, TP= Topped

Tag	Diameter	Common Name	Health Description	Comment	Picture
806	17	Redwood	Average Health		
807	11	Redwood	Average Health		
808	13	Redwood	Average Health		
809	11	Redwood	Average Health		
810	9	Ash	Average Health		
811	9	Ash	Average Health		
812	19	Eucalyptus	Average Health		33
813	33	Eucalyptus	Average Health		33
814	26	Eucalyptus	Average Health		33
815	26	Eucalyptus	Average Health		33
816	13	Eucalyptus	Average Health		
817	14	Eucalyptus	Average Health		
818	31	Eucalyptus	Average Health		34
819	22	Eucalyptus	Average Health		34
820	31	Eucalyptus	Average Health		34
821	14	Eucalyptus	Average Health		
822	13	Eucalyptus	Average Health		
823	8	Redwood	Average Health		
824	28	Eucalyptus	Average Health		35
825	32	Eucalyptus	Average Health		35
826	11	Eucalyptus	Average Health		35
827	35	Eucalyptus	Average Health		36
828	13	Eucalyptus	Average Health		36
829	19	Eucalyptus	Average Health		36
830	13	Eucalyptus	Average Health		
831	14	Eucalyptus	Average Health		
832	17	Olive	Average Health		37
833	14	Southern Magnolia	Average Health		
834	15	Olive	Average Health		
835	15	Olive	Average Health		
836	10	Southern Magnolia	Average Health		
837	10	Evergreen Pear	Average Health		
838	14	Evergreen Pear	Average Health		
839	25	Southern Magnolia	Average Health		38
840	14	Evergreen Pear	Average Health		

* Comments: AP= Aphids, BB= Bark Beetles, BC= Buried Root Collar, BF= Previous Branch Failure, CB= Crossed Branches, CD= Co-Dominant Stems, DE= Decay, GR= Girdling Root(s), HZ= Hazardous, IC= Inspect Cables, II= Insect Infestation, LN= Leaning, LT= Lions Tailed, MS=Multi-Stemmed, NP= Neutral Plane Crack, PI= Poor Irrigation, RC= Root Collar, RM= Remove, SC= Stress Cracks, TC= Tightly-Crowded Branches, TP= Topped

Tag	Diameter	Common Name	Health Description	Comment	Picture
841	11	Evergreen Pear	Average Health		
842	9	Privet	Average Health		
843	9	Privet	Average Health		
844	16	Olive	Average Health		
845	15	Olive	Average Health		
846	16	Olive	Average Health		
847	11	Privet	Average Health		
848	12	Privet	Average Health		
849	12	Privet	Average Health		
850	9	Evergreen Pear	Average Health		
851	13	Olive	Average Health		
852	19	Olive	Average Health		39
854	4	Locust	Average Health		
855	3	Crape Myrtle	Average Health		
856	7	Locust	Average Health		
857	5	Locust	Average Health		
858	6	Locust	Average Health		
859	8	Locust	Average Health		
860	3	Crape Myrtle	Average Health		
863	7	Locust	Average Health		
864	6	Locust	Average Health		
865	3	Locust	Average Health		
868	6	Locust	Average Health		
869	3	Crape Myrtle	Average Health		
870	3	Crape Myrtle	Average Health		
871	3	Crape Myrtle	Average Health		
872	6	Locust	Average Health		
873	6	Tree-of-Heaven	Average Health		
874	9	Australian Willow	Average Health		
875	12	Australian Willow	Average Health		

Total for Moderate Suitability: 518

* Comments: AP= Aphids, BB= Bark Beetles, BC= Buried Root Collar, BF= Previous Branch Failure, CB= Crossed Branches, CD= Co-Dominant Stems, DE= Decay, GR= Girdling Root(s), HZ= Hazardous, IC= Inspect Cables, II= Insect Infestation, LN= Leaning, LT= Lions Tailed, MS=Multi-Stemmed, NP= Neutral Plane Crack, PI= Poor Irrigation, RC= Root Collar, RM= Remove, SC= Stress Cracks, TC= Tightly-Crowded Branches, TP= Topped

Tag	Diameter	Common Name	Health Description	Comment	Picture
Poor Suitability					
289	22	Eucalyptus	Fair Health	PF	853
291	15	Ash	Fair Health		
299	10	Ash	Fair Health		
305	7	Ash	Fair Health		
306	9	Ash	Fair Health	LN	
310	18	Ash	Fair Health		859
314	23	Eucalyptus	Fair Health	PF	860
318	4	Ash	Fair Health		
322	5	Ash	Fair Health		
323	5	Ash	Fair Health		
329	14	Eucalyptus	Fair Health		865
339	14	Eucalyptus	Fair Health	PF	
347	8	Ash	Fair Health		
366	6	Camphor	Fair Health		
367	9	Camphor	Fair Health		
368	11	Camphor	Fair Health		
369	7	Camphor	Fair Health		
370	9	Camphor	Fair Health		
371	10	Camphor	Fair Health		
372	9	Eucalyptus	Fair Health		
373	15	Eucalyptus	Fair Health		
381	9	Eucalyptus	Fair Health		
382	10	Eucalyptus	Fair Health		
384	16	Eucalyptus	Fair Health		
387	7	Ash	Fair Health		
388	12	Ash	Fair Health		
391	9	Eucalyptus	Fair Health		
394	10	Eucalyptus	Fair Health		
395	11	Eucalyptus	Fair Health		
397	10	Eucalyptus	Fair Health		
525	7	Southern Magnolia	Fair Health		
551	11	Ash	Fair Health		
552	6	Ash	Fair Health		

* Comments: AP= Aphids, BB= Bark Beetles, BC= Buried Root Collar, BF= Previous Branch Failure, CB= Crossed Branches, CD= Co-Dominant Stems, DE= Decay, GR= Girdling Root(s), HZ= Hazardous, IC= Inspect Cables, II= Insect Infestation, LN= Leaning, LT= Lions Tailed, MS=Multi-Stemmed, NP= Neutral Plane Crack, PI= Poor Irrigation, RC= Root Collar, RM= Remove, SC= Stress Cracks, TC= Tightly-Crowded Branches, TP= Topped

Tag	Diameter	Common Name	Health Description	Comment	Picture
557	9	Eucalyptus	Fair Health		
558	11	Eucalyptus	Fair Health	PF	
561	21	Eucalyptus	Fair Health		7
572	9	Ash	Fair Health		
583	15	Eucalyptus	Fair Health		8
585	11	Camphor	Fair Health	PF	
587	16	Ash	Fair Health		
599	13	Eucalyptus	Fair Health		
618	14	Ash	Fair Health		
619	8	Ash	Fair Health	LN	
620	6	Ash	Fair Health		
628	10	Ash	Fair Health		
629	15	Ash	Fair Health		
630	12	Ash	Fair Health		
639	16	Camphor	Average Health		
670	11	Southern Magnolia	Fair Health		
671	11	Southern Magnolia	Fair Health		
672	10	Southern Magnolia	Fair Health		
675	10	Southern Magnolia	Fair Health		
676	10	Southern Magnolia	Fair Health		
678	6	Southern Magnolia	Fair Health		
679	8	Southern Magnolia	Fair Health		
723	6	Southern Magnolia	Fair Health		
724	4	Southern Magnolia	Fair Health		
728	6	Southern Magnolia	Fair Health		
729	10	Southern Magnolia	Fair Health		
731	5	Southern Magnolia	Fair Health		
733	6	Southern Magnolia	Fair Health		
736	5	Southern Magnolia	Fair Health		
737	6	Southern Magnolia	Fair Health		
756	13	Olive	Fair Health		
853	6	Locust	Fair Health		
861	6	Locust	Poor Health		
862	6	Locust	Fair Health		
866	7	Locust	Fair Health		

* Comments: AP= Aphids, BB= Bark Beetles, BC= Buried Root Collar, BF= Previous Branch Failure, CB= Crossed Branches, CD= Co-Dominant Stems, DE= Decay, GR= Girdling Root(s), HZ= Hazardous, IC= Inspect Cables, II= Insect Infestation, LN= Leaning, LT= Lions Tailed, MS=Multi-Stemmed, NP= Neutral Plane Crack, PI= Poor Irrigation, RC= Root Collar, RM= Remove, SC= Stress Cracks, TC= Tightly-Crowded Branches, TP= Topped

Tag	Diameter	Common Name	Health Description	Comment	Picture
867	8	Locust	Fair Health	PF	

Total for Poor Suitability: 69

* Comments: AP= Aphids, BB= Bark Beetles, BC= Buried Root Collar, BF= Previous Branch Failure, CB= Crossed Branches, CD= Co-Dominant Stems, DE= Decay, GR= Girdling Root(s), HZ= Hazardous, IC= Inspect Cables, II= Insect Infestation, LN= Leaning, LT= Lions Tailed, MS=Multi-Stemmed, NP= Neutral Plane Crack, PI= Poor Irrigation, RC= Root Collar, RM= Remove, SC= Stress Cracks, TC= Tightly-Crowded Branches, TP= Topped

Count by Species

Printed Date: 12/22/2012

Last modified: 12/19/2012

Report Description:

<u>Common Name</u>	<u>Genus</u>	<u>Species/Variety</u>	<u>Sum</u>
Acacia	Acacia	melanoxyton	1
Ash	Fraxinus	x	68
Australian Willow	Geijera	parviflora	2
Camphor	Cinnamomum	camphora	32
Chinese Elm	Ulmus	parvifolia	9
Crape Myrtle	Lagerstroemia	x	46
Eucalyptus	Eucalyptus	x	120
Evergreen Pear	Pyrus	kawakamii	9
Ginko	Ginkgo	biloba	4
Hackberry	Celtis	x	1
Locust	Robinia	x	15
Oak	Quercus	x	9
Olive	Olea	europaea	14
Pear	Pyrus	x	9
Pine	Pinus	x	39
Pistache	Pistache	chinensis	2
Podocarpus	Podocarpaceae	x	10
Privet	Ligustrum	x	12
Redwood	Sequoia	sempervirens	41
Southern Magnolia	Magnolia	x	117
Sycamore	Platanus	platanaceae	1
Tree-of-Heaven	Ailanthus	x	26

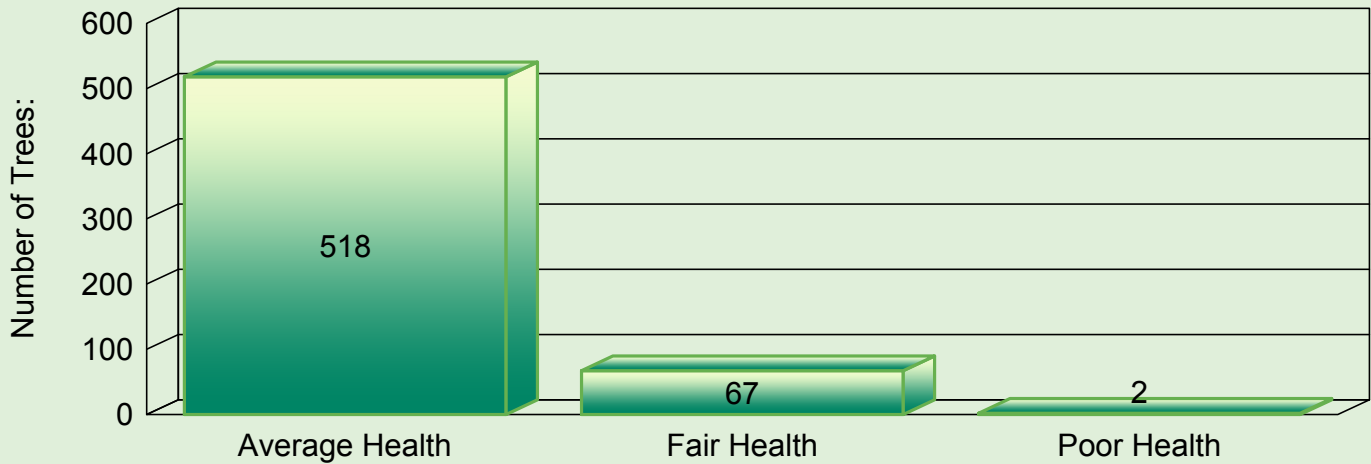
Westfield Valley Fair

Printed Date: 12/22/2012

Last modified: 12/19/2012

Report Description: Tree Health and Frequency of Occurrence

Number of Trees in Health Condition



The inspection was done at ground level and no biological tests were performed.

Page 1 of 19

* Comments: AP= Aphids, BB= Bark Beetles, BC= Buried Root Collar, BF= Previous Branch Failure, CB= Crossed Branches, CD= Co-Dominant Stems, DE= Decay, GR= Girdling Root(s), HZ= Hazardous, IC= Inspect Cables, II= Insect Infestation, LN= Leaning, LT= Lions Tailed, MS=Multi-Stemmed, NP= Neutral Plane Crack, PI= Poor Irrigation, RC= Root Collar, RM= Remove, SC= Stress Cracks, TC= Tightly-Crowded Branches, TP= Topped

Tag	Dia	Common Name	genus	varitey	comment
290	14	Ash	Fraxinus	x	
292	15	Ash	Fraxinus	x	
293	26	Eucalyptus	Eucalyptus	x	
294	17	Eucalyptus	Eucalyptus	x	
295	17	Ash	Fraxinus	x	
296	14	Ash	Fraxinus	x	
297	15	Ash	Fraxinus	x	
298	13	Ash	Fraxinus	x	
300	21	Eucalyptus	Eucalyptus	x	
301	19	Eucalyptus	Eucalyptus	x	
302	25	Eucalyptus	Eucalyptus	x	
303	14	Ash	Fraxinus	x	
304	16	Ash	Fraxinus	x	
307	25	Eucalyptus	Eucalyptus	x	
308	27	Eucalyptus	Eucalyptus	x	
309	23	Eucalyptus	Eucalyptus	x	
311	14	Ash	Fraxinus	x	
312	15	Ash	Fraxinus	x	
313	15	Ash	Fraxinus	x	
315	18	Eucalyptus	Eucalyptus	x	
316	19	Ash	Fraxinus	x	
317	11	Ash	Fraxinus	x	
319	21	Eucalyptus	Eucalyptus	x	
320	15	Eucalyptus	Eucalyptus	x	
321	16	Eucalyptus	Eucalyptus	x	
324	12	Ash	Fraxinus	x	
325	17	Ash	Fraxinus	x	
326	13	Ash	Fraxinus	x	
327	9	Ash	Fraxinus	x	
328	22	Eucalyptus	Eucalyptus	x	
330	23	Eucalyptus	Eucalyptus	x	
331	14	Eucalyptus	Eucalyptus	x	
332	21	Eucalyptus	Eucalyptus	x	
333	15	Eucalyptus	Eucalyptus	x	

The inspection was done at ground level and no biological tests were performed.

Page 2 of 19

* Comments: AP= Aphids, BB= Bark Beetles, BC= Buried Root Collar, BF= Previous Branch Failure, CB= Crossed Branches, CD= Co-Dominant Stems, DE= Decay, GR= Girdling Root(s), HZ= Hazardous, IC= Inspect Cables, II= Insect Infestation, LN= Leaning, LT= Lions Tailed, MS=Multi-Stemmed, NP= Neutral Plane Crack, PI= Poor Irrigation, RC= Root Collar, RM= Remove, SC= Stress Cracks, TC= Tightly-Crowded Branches, TP= Topped

Tag	Dia	Common Name	genus	varitey	comment
334	23	Eucalyptus	Eucalyptus	x	
335	17	Eucalyptus	Eucalyptus	x	
336	9	Eucalyptus	Eucalyptus	x	
337	12	Ash	Fraxinus	x	
338	6	Ash	Fraxinus	x	
340	18	Eucalyptus	Eucalyptus	x	
341	16	Eucalyptus	Eucalyptus	x	
342	17	Eucalyptus	Eucalyptus	x	
343	11	Ash	Fraxinus	x	
344	9	Ash	Fraxinus	x	
345	18	Eucalyptus	Eucalyptus	x	
346	17	Eucalyptus	Eucalyptus	x	
348	9	Ash	Fraxinus	x	
349	9	Ash	Fraxinus	x	
350	20	Eucalyptus	Eucalyptus	x	
351	11	Podocarpus	Podocarpaceae	x	
352	6	Crape Myrtle	Lagerstroemia	x	Group of 6
353	27	Eucalyptus	Eucalyptus	x	
354	20	Eucalyptus	Eucalyptus	x	
355	18	Eucalyptus	Eucalyptus	x	
356	20	Eucalyptus	Eucalyptus	x	
357	21	Eucalyptus	Eucalyptus	x	
358	13	Camphor	Cinnamomum	camphora	
359	9	Camphor	Cinnamomum	camphora	
360	14	Camphor	Cinnamomum	camphora	
361	16	Camphor	Cinnamomum	camphora	
362	14	Camphor	Cinnamomum	camphora	
363	6	Privet	Ligustrum	x	MS
364	12	Camphor	Cinnamomum	camphora	
365	18	Chinese Elm	Ulmus	parvifolia	
374	16	Eucalyptus	Eucalyptus	x	
375	20	Eucalyptus	Eucalyptus	x	
376	17	Eucalyptus	Eucalyptus	x	
377	18	Eucalyptus	Eucalyptus	x	
378	16	Eucalyptus	Eucalyptus	x	
379	15	Eucalyptus	Eucalyptus	x	

The inspection was done at ground level and no biological tests were performed.

Page 3 of 19

* Comments: AP= Aphids, BB= Bark Beetles, BC= Buried Root Collar, BF= Previous Branch Failure, CB= Crossed Branches, CD= Co-Dominant Stems, DE= Decay, GR= Girdling Root(s), HZ= Hazardous, IC= Inspect Cables, II= Insect Infestation, LN= Leaning, LT= Lions Tailed, MS=Multi-Stemmed, NP= Neutral Plane Crack, PI= Poor Irrigation, RC= Root Collar, RM= Remove, SC= Stress Cracks, TC= Tightly-Crowded Branches, TP= Topped

Tag	Dia	Common Name	genus	varitey	comment
380	14	Eucalyptus	Eucalyptus	x	
383	14	Eucalyptus	Eucalyptus	x	
385	6	Ash	Fraxinus	x	
386	9	Ash	Fraxinus	x	
389	15	Ash	Fraxinus	x	
390	16	Eucalyptus	Eucalyptus	x	
392	17	Eucalyptus	Eucalyptus	x	
393	17	Eucalyptus	Eucalyptus	x	
396	11	Eucalyptus	Eucalyptus	x	
398	21	Eucalyptus	Eucalyptus	x	
399	22	Eucalyptus	Eucalyptus	x	
400	18	Eucalyptus	Eucalyptus	x	
401	16	Eucalyptus	Eucalyptus	x	
402	16	Eucalyptus	Eucalyptus	x	
403	18	Eucalyptus	Eucalyptus	x	
404	21	Eucalyptus	Eucalyptus	x	
405	8	Ash	Fraxinus	x	
406	13	Ash	Fraxinus	x	
407	13	Ash	Fraxinus	x	
408	12	Ash	Fraxinus	x	
409	14	Ash	Fraxinus	x	
410	13	Ash	Fraxinus	x	
411	10	Ash	Fraxinus	x	
412	8	Ash	Fraxinus	x	
413	6	Podocarpus	Podocarpaceae	x	
414	21	Redwood	Sequoia	sempervirens	
415	20	Redwood	Sequoia	sempervirens	
416	4	Crape Myrtle	Lagerstroemia	x	
417	5	Southern Magnolia	Magnolia	x	
418	4	Crape Myrtle	Lagerstroemia	x	
419	4	Crape Myrtle	Lagerstroemia	x	
420	22	Redwood	Sequoia	sempervirens	
421	21	Redwood	Sequoia	sempervirens	
422	22	Redwood	Sequoia	sempervirens	
423	20	Redwood	Sequoia	sempervirens	
424	21	Redwood	Sequoia	sempervirens	

The inspection was done at ground level and no biological tests were performed.

Page 4 of 19

* Comments: AP= Aphids, BB= Bark Beetles, BC= Buried Root Collar, BF= Previous Branch Failure, CB= Crossed Branches, CD= Co-Dominant Stems, DE= Decay, GR= Girdling Root(s), HZ= Hazardous, IC= Inspect Cables, II= Insect Infestation, LN= Leaning, LT= Lions Tailed, MS=Multi-Stemmed, NP= Neutral Plane Crack, PI= Poor Irrigation, RC= Root Collar, RM= Remove, SC= Stress Cracks, TC= Tightly-Crowded Branches, TP= Topped

Tag	Dia	Common Name	genus	varitey	comment
425	20	Pine	Pinus	x	
426	13	Pine	Pinus	x	
427	9	Pine	Pinus	x	
428	13	Pine	Pinus	x	
429	15	Tree-of-Heaven	Ailanthus	x	MS
430	14	Tree-of-Heaven	Ailanthus	x	
431	12	Tree-of-Heaven	Ailanthus	x	
432	14	Tree-of-Heaven	Ailanthus	x	
433	12	Tree-of-Heaven	Ailanthus	x	
434	15	Tree-of-Heaven	Ailanthus	x	
435	13	Tree-of-Heaven	Ailanthus	x	
436	17	Pine	Pinus	x	
437	15	Pine	Pinus	x	
438	18	Pine	Pinus	x	
439	13	Tree-of-Heaven	Ailanthus	x	
440	15	Pine	Pinus	x	
441	15	Pine	Pinus	x	
442	17	Pine	Pinus	x	
443	18	Pine	Pinus	x	
444	12	Tree-of-Heaven	Ailanthus	x	
445	8	Pear	Pyrus	x	
446	6	Pear	Pyrus	x	
447	9	Pear	Pyrus	x	
448	6	Pear	Pyrus	x	
449	9	Pear	Pyrus	x	
450	4	Pear	Pyrus	x	
451	17	Pine	Pinus	x	
452	17	Pine	Pinus	x	
453	17	Pine	Pinus	x	
454	13	Pine	Pinus	x	
455	5	Ginko	Ginkgo	biloba	
456	12	Tree-of-Heaven	Ailanthus	x	
457	12	Tree-of-Heaven	Ailanthus	x	MS
458	5	Ginko	Ginkgo	biloba	
459	8	Pistache	Pistache	chinensis	
460	10	Pistache	Pistache	chinensis	

The inspection was done at ground level and no biological tests were performed.

Page 5 of 19

* Comments: AP= Aphids, BB= Bark Beetles, BC= Buried Root Collar, BF= Previous Branch Failure, CB= Crossed Branches, CD= Co-Dominant Stems, DE= Decay, GR= Girdling Root(s), HZ= Hazardous, IC= Inspect Cables, II= Insect Infestation, LN= Leaning, LT= Lions Tailed, MS=Multi-Stemmed, NP= Neutral Plane Crack, PI= Poor Irrigation, RC= Root Collar, RM= Remove, SC= Stress Cracks, TC= Tightly-Crowded Branches, TP= Topped

Tag	Dia	Common Name	genus	varitey	comment
461	17	Tree-of-Heaven	Ailanthus	x	MS
462	15	Tree-of-Heaven	Ailanthus	x	MS
463	10	Tree-of-Heaven	Ailanthus	x	MS
464	4	Ginko	Ginkgo	biloba	
465	4	Ginko	Ginkgo	biloba	
466	18	Pine	Pinus	x	
467	13	Pine	Pinus	x	
468	13	Pine	Pinus	x	
469	12	Pine	Pinus	x	
470	20	Pine	Pinus	x	
471	11	Pine	Pinus	x	
472	9	Pine	Pinus	x	
473	20	Pine	Pinus	x	
474	14	Pine	Pinus	x	
475	10	Pear	Pyrus	x	
476	11	Pear	Pyrus	x	
477	13	Pear	Pyrus	x	
478	4	Tree-of-Heaven	Ailanthus	x	MS
479	6	Tree-of-Heaven	Ailanthus	x	MS
480	8	Redwood	Sequoia	sempervirens	
481	9	Redwood	Sequoia	sempervirens	
482	13	Pine	Pinus	x	
483	14	Pine	Pinus	x	
484	12	Pine	Pinus	x	
485	15	Pine	Pinus	x	
486	12	Pine	Pinus	x	
487	15	Pine	Pinus	x	
488	16	Pine	Pinus	x	
489	10	Tree-of-Heaven	Ailanthus	x	
490	9	Tree-of-Heaven	Ailanthus	x	
491	17	Tree-of-Heaven	Ailanthus	x	MS
492	9	Tree-of-Heaven	Ailanthus	x	
493	10	Tree-of-Heaven	Ailanthus	x	
494	11	Tree-of-Heaven	Ailanthus	x	
495	11	Redwood	Sequoia	sempervirens	
496	20	Redwood	Sequoia	sempervirens	

The inspection was done at ground level and no biological tests were performed.

Page 6 of 19

* Comments: AP= Aphids, BB= Bark Beetles, BC= Buried Root Collar, BF= Previous Branch Failure, CB= Crossed Branches, CD= Co-Dominant Stems, DE= Decay, GR= Girdling Root(s), HZ= Hazardous, IC= Inspect Cables, II= Insect Infestation, LN= Leaning, LT= Lions Tailed, MS=Multi-Stemmed, NP= Neutral Plane Crack, PI= Poor Irrigation, RC= Root Collar, RM= Remove, SC= Stress Cracks, TC= Tightly-Crowded Branches, TP= Topped

Tag	Dia	Common Name	genus	varitey	comment
497	18	Redwood	Sequoia	sempervirens	
498	18	Redwood	Sequoia	sempervirens	
499	12	Redwood	Sequoia	sempervirens	
500	13	Redwood	Sequoia	sempervirens	
501	12	Redwood	Sequoia	sempervirens	
502	5	Redwood	Sequoia	sempervirens	
503	6	Podocarpus	Podocarpaceae	x	
504	6	Podocarpus	Podocarpaceae	x	
505	17	Redwood	Sequoia	sempervirens	
506	16	Redwood	Sequoia	sempervirens	
507	17	Tree-of-Heaven	Ailanthus	x	
508	6	Podocarpus	Podocarpaceae	x	
509	6	Podocarpus	Podocarpaceae	x	
510	6	Podocarpus	Podocarpaceae	x	
511	6	Podocarpus	Podocarpaceae	x	
512	17	Tree-of-Heaven	Ailanthus	x	
513	15	Redwood	Sequoia	sempervirens	
514	16	Redwood	Sequoia	sempervirens	
515	6	Podocarpus	Podocarpaceae	x	
516	4	Crape Myrtle	Lagerstroemia	x	
517	4	Crape Myrtle	Lagerstroemia	x	
518	4	Crape Myrtle	Lagerstroemia	x	
519	4	Crape Myrtle	Lagerstroemia	x	
520	4	Crape Myrtle	Lagerstroemia	x	
521	4	Crape Myrtle	Lagerstroemia	x	
522	4	Crape Myrtle	Lagerstroemia	x	
523	4	Crape Myrtle	Lagerstroemia	x	
524	4	Crape Myrtle	Lagerstroemia	x	
526	8	Southern Magnolia	Magnolia	x	
527	4	Crape Myrtle	Lagerstroemia	x	
528	4	Crape Myrtle	Lagerstroemia	x	
529	4	Crape Myrtle	Lagerstroemia	x	
530	4	Crape Myrtle	Lagerstroemia	x	
531	4	Crape Myrtle	Lagerstroemia	x	
532	4	Crape Myrtle	Lagerstroemia	x	
533	4	Crape Myrtle	Lagerstroemia	x	

The inspection was done at ground level and no biological tests were performed.

Page 7 of 19

* Comments: AP= Aphids, BB= Bark Beetles, BC= Buried Root Collar, BF= Previous Branch Failure, CB= Crossed Branches, CD= Co-Dominant Stems, DE= Decay, GR= Girdling Root(s), HZ= Hazardous, IC= Inspect Cables, II= Insect Infestation, LN= Leaning, LT= Lions Tailed, MS=Multi-Stemmed, NP= Neutral Plane Crack, PI= Poor Irrigation, RC= Root Collar, RM= Remove, SC= Stress Cracks, TC= Tightly-Crowded Branches, TP= Topped

Tag	Dia	Common Name	genus	varitey	comment
534	4	Crape Myrtle	Lagerstroemia	x	
535	4	Crape Myrtle	Lagerstroemia	x	
536	4	Crape Myrtle	Lagerstroemia	x	
537	4	Crape Myrtle	Lagerstroemia	x	
538	4	Crape Myrtle	Lagerstroemia	x	
539	4	Crape Myrtle	Lagerstroemia	x	
540	11	Southern Magnolia	Magnolia	x	
541	9	Southern Magnolia	Magnolia	x	
542	12	Southern Magnolia	Magnolia	x	
543	24	Eucalyptus	Eucalyptus	x	
544	18	Eucalyptus	Eucalyptus	x	
545	7	Ash	Fraxinus	x	
546	13	Ash	Fraxinus	x	
547	12	Ash	Fraxinus	x	
548	24	Eucalyptus	Eucalyptus	x	
549	21	Eucalyptus	Eucalyptus	x	
550	14	Ash	Fraxinus	x	
553	27	Eucalyptus	Eucalyptus	x	
554	18	Eucalyptus	Eucalyptus	x	
555	20	Eucalyptus	Eucalyptus	x	
556	22	Eucalyptus	Eucalyptus	x	
559	24	Eucalyptus	Eucalyptus	x	
560	24	Eucalyptus	Eucalyptus	x	
562	7	Crape Myrtle	Lagerstroemia	x	
563	6	Crape Myrtle	Lagerstroemia	x	
564	9	Crape Myrtle	Lagerstroemia	x	
565	9	Crape Myrtle	Lagerstroemia	x	
566	8	Crape Myrtle	Lagerstroemia	x	
567	8	Crape Myrtle	Lagerstroemia	x	
568	9	Crape Myrtle	Lagerstroemia	x	
569	9	Crape Myrtle	Lagerstroemia	x	
570	9	Crape Myrtle	Lagerstroemia	x	
571	9	Crape Myrtle	Lagerstroemia	x	
573	14	Ash	Fraxinus	x	
574	6	Ash	Fraxinus	x	
575	13	Southern Magnolia	Magnolia	x	

The inspection was done at ground level and no biological tests were performed.

Page 8 of 19

* Comments: AP= Aphids, BB= Bark Beetles, BC= Buried Root Collar, BF= Previous Branch Failure, CB= Crossed Branches, CD= Co-Dominant Stems, DE= Decay, GR= Girdling Root(s), HZ= Hazardous, IC= Inspect Cables, II= Insect Infestation, LN= Leaning, LT= Lions Tailed, MS=Multi-Stemmed, NP= Neutral Plane Crack, PI= Poor Irrigation, RC= Root Collar, RM= Remove, SC= Stress Cracks, TC= Tightly-Crowded Branches, TP= Topped

Tag	Dia	Common Name	genus	varitey	comment
576	9	Southern Magnolia	Magnolia	x	
577	11	Southern Magnolia	Magnolia	x	
578	11	Southern Magnolia	Magnolia	x	
579	11	Southern Magnolia	Magnolia	x	
580	22	Eucalyptus	Eucalyptus	x	
581	25	Eucalyptus	Eucalyptus	x	
582	17	Eucalyptus	Eucalyptus	x	
584	25	Eucalyptus	Eucalyptus	x	
586	17	Camphor	Cinnamomum	camphora	
588	15	Tree-of-Heaven	Ailanthus	x	
589	25	Eucalyptus	Eucalyptus	x	
590	10	Camphor	Cinnamomum	camphora	
591	8	Camphor	Cinnamomum	camphora	
592	9	Camphor	Cinnamomum	camphora	
593	22	Eucalyptus	Eucalyptus	x	
594	17	Eucalyptus	Eucalyptus	x	
595	20	Eucalyptus	Eucalyptus	x	
596	11	Camphor	Cinnamomum	camphora	
597	13	Camphor	Cinnamomum	camphora	
598	11	Camphor	Cinnamomum	camphora	
600	20	Eucalyptus	Eucalyptus	x	
601	25	Eucalyptus	Eucalyptus	x	
602	18	Eucalyptus	Eucalyptus	x	
603	17	Eucalyptus	Eucalyptus	x	
604	20	Eucalyptus	Eucalyptus	x	
605	21	Eucalyptus	Eucalyptus	x	
606	14	Eucalyptus	Eucalyptus	x	
607	21	Eucalyptus	Eucalyptus	x	
608	21	Eucalyptus	Eucalyptus	x	
609	10	Camphor	Cinnamomum	camphora	
610	8	Camphor	Cinnamomum	camphora	
611	8	Camphor	Cinnamomum	camphora	
612	9	Camphor	Cinnamomum	camphora	
613	10	Camphor	Cinnamomum	camphora	
614	11	Camphor	Cinnamomum	camphora	
615	23	Eucalyptus	Eucalyptus	x	

The inspection was done at ground level and no biological tests were performed.

Page 9 of 19

* Comments: AP= Aphids, BB= Bark Beetles, BC= Buried Root Collar, BF= Previous Branch Failure, CB= Crossed Branches, CD= Co-Dominant Stems, DE= Decay, GR= Girdling Root(s), HZ= Hazardous, IC= Inspect Cables, II= Insect Infestation, LN= Leaning, LT= Lions Tailed, MS=Multi-Stemed, NP= Neutral Plane Crack, PI= Poor Irrigation, RC= Root Collar, RM= Remove, SC= Stress Cracks, TC= Tightly-Crowded Branches, TP= Topped

Tag	Dia	Common Name	genus	varitey	comment
616	19	Eucalyptus	Eucalyptus	x	
617	14	Ash	Fraxinus	x	
621	18	Redwood	Sequoia	sempervirens	
622	19	Ash	Fraxinus	x	
623	18	Ash	Fraxinus	x	
624	12	Camphor	Cinnamomum	camphora	
625	10	Camphor	Cinnamomum	camphora	
626	13	Camphor	Cinnamomum	camphora	
627	18	Ash	Fraxinus	x	
631	13	Camphor	Cinnamomum	camphora	
632	21	Ash	Fraxinus	x	
633	6	Crape Myrtle	Lagerstroemia	x	
634	6	Crape Myrtle	Lagerstroemia	x	
635	6	Podocarpus	Podocarpaceae	x	
636	11	Redwood	Sequoia	sempervirens	
637	14	Redwood	Sequoia	sempervirens	
639	16	Camphor	Cinnamomum	camphora	
640	8	Redwood	Sequoia	sempervirens	
641	4	Crape Myrtle	Lagerstroemia	x	
642	4	Crape Myrtle	Lagerstroemia	x	
643	4	Crape Myrtle	Lagerstroemia	x	
644	12	Chinese Elm	Ulmus	parvifolia	
645	12	Chinese Elm	Ulmus	parvifolia	
646	14	Chinese Elm	Ulmus	parvifolia	
647	12	Chinese Elm	Ulmus	parvifolia	
648	13	Chinese Elm	Ulmus	parvifolia	
649	9	Chinese Elm	Ulmus	parvifolia	
650	10	Chinese Elm	Ulmus	parvifolia	
651	14	Chinese Elm	Ulmus	parvifolia	
652	10	Southern Magnolia	Magnolia	x	
653	8	Southern Magnolia	Magnolia	x	
654	9	Southern Magnolia	Magnolia	x	
655	9	Southern Magnolia	Magnolia	x	
656	8	Southern Magnolia	Magnolia	x	
657	11	Southern Magnolia	Magnolia	x	
658	9	Southern Magnolia	Magnolia	x	

The inspection was done at ground level and no biological tests were performed.

Page 10 of 19

* Comments: AP= Aphids, BB= Bark Beetles, BC= Buried Root Collar, BF= Previous Branch Failure, CB= Crossed Branches, CD= Co-Dominant Stems, DE= Decay, GR= Girdling Root(s), HZ= Hazardous, IC= Inspect Cables, II= Insect Infestation, LN= Leaning, LT= Lions Tailed, MS=Multi-Stemmed, NP= Neutral Plane Crack, PI= Poor Irrigation, RC= Root Collar, RM= Remove, SC= Stress Cracks, TC= Tightly-Crowded Branches, TP= Topped

Tag	Dia	Common Name	genus	varitey	comment
659	11	Southern Magnolia	Magnolia	x	
660	10	Southern Magnolia	Magnolia	x	
661	9	Southern Magnolia	Magnolia	x	
662	10	Southern Magnolia	Magnolia	x	
663	7	Southern Magnolia	Magnolia	x	
664	9	Southern Magnolia	Magnolia	x	
665	7	Southern Magnolia	Magnolia	x	
666	9	Southern Magnolia	Magnolia	x	
667	13	Southern Magnolia	Magnolia	x	
668	11	Southern Magnolia	Magnolia	x	
669	10	Southern Magnolia	Magnolia	x	
673	8	Southern Magnolia	Magnolia	x	
674	10	Southern Magnolia	Magnolia	x	
677	10	Southern Magnolia	Magnolia	x	
680	9	Southern Magnolia	Magnolia	x	
681	12	Southern Magnolia	Magnolia	x	
682	12	Southern Magnolia	Magnolia	x	
683	12	Southern Magnolia	Magnolia	x	
684	10	Southern Magnolia	Magnolia	x	
685	12	Southern Magnolia	Magnolia	x	
686	12	Southern Magnolia	Magnolia	x	
687	12	Southern Magnolia	Magnolia	x	
688	14	Southern Magnolia	Magnolia	x	
689	10	Southern Magnolia	Magnolia	x	
690	14	Southern Magnolia	Magnolia	x	
691	9	Southern Magnolia	Magnolia	x	
692	12	Southern Magnolia	Magnolia	x	
693	8	Southern Magnolia	Magnolia	x	
694	12	Southern Magnolia	Magnolia	x	
695	14	Southern Magnolia	Magnolia	x	
696	12	Southern Magnolia	Magnolia	x	
697	12	Southern Magnolia	Magnolia	x	
698	10	Southern Magnolia	Magnolia	x	
699	9	Southern Magnolia	Magnolia	x	
700	9	Southern Magnolia	Magnolia	x	
701	11	Southern Magnolia	Magnolia	x	

The inspection was done at ground level and no biological tests were performed.

Page 11 of 19

* Comments: AP= Aphids, BB= Bark Beetles, BC= Buried Root Collar, BF= Previous Branch Failure, CB= Crossed Branches, CD= Co-Dominant Stems, DE= Decay, GR= Girdling Root(s), HZ= Hazardous, IC= Inspect Cables, II= Insect Infestation, LN= Leaning, LT= Lions Tailed, MS=Multi-Stemmed, NP= Neutral Plane Crack, PI= Poor Irrigation, RC= Root Collar, RM= Remove, SC= Stress Cracks, TC= Tightly-Crowded Branches, TP= Topped

Tag	Dia	Common Name	genus	varitey	comment
702	14	Southern Magnolia	Magnolia	x	
703	11	Southern Magnolia	Magnolia	x	
704	11	Southern Magnolia	Magnolia	x	
705	12	Southern Magnolia	Magnolia	x	
706	8	Southern Magnolia	Magnolia	x	
707	8	Southern Magnolia	Magnolia	x	
708	8	Southern Magnolia	Magnolia	x	
709	11	Southern Magnolia	Magnolia	x	
710	7	Southern Magnolia	Magnolia	x	
711	9	Southern Magnolia	Magnolia	x	
712	6	Southern Magnolia	Magnolia	x	
713	6	Southern Magnolia	Magnolia	x	
714	5	Southern Magnolia	Magnolia	x	
715	9	Southern Magnolia	Magnolia	x	
716	9	Southern Magnolia	Magnolia	x	
717	5	Southern Magnolia	Magnolia	x	
718	9	Southern Magnolia	Magnolia	x	
719	7	Southern Magnolia	Magnolia	x	
720	7	Southern Magnolia	Magnolia	x	
721	4	Southern Magnolia	Magnolia	x	
722	5	Southern Magnolia	Magnolia	x	
725	4	Southern Magnolia	Magnolia	x	
726	8	Southern Magnolia	Magnolia	x	
727	4	Southern Magnolia	Magnolia	x	
730	19	Hackberry	Celtis	x	
732	7	Southern Magnolia	Magnolia	x	
734	5	Southern Magnolia	Magnolia	x	
735	23	Oak	Quercus	x	
738	9	Southern Magnolia	Magnolia	x	
739	9	Southern Magnolia	Magnolia	x	
740	11	Southern Magnolia	Magnolia	x	
741	4	Sycamore	Platanus	platanaceae	
742	4	Southern Magnolia	Magnolia	x	
743	8	Oak	Quercus	x	
744	10	Southern Magnolia	Magnolia	x	
745	9	Southern Magnolia	Magnolia	x	

The inspection was done at ground level and no biological tests were performed.

Page 12 of 19

* Comments: AP= Aphids, BB= Bark Beetles, BC= Buried Root Collar, BF= Previous Branch Failure, CB= Crossed Branches, CD= Co-Dominant Stems, DE= Decay, GR= Girdling Root(s), HZ= Hazardous, IC= Inspect Cables, II= Insect Infestation, LN= Leaning, LT= Lions Tailed, MS=Multi-Stemmed, NP= Neutral Plane Crack, PI= Poor Irrigation, RC= Root Collar, RM= Remove, SC= Stress Cracks, TC= Tightly-Crowded Branches, TP= Topped

Tag	Dia	Common Name	genus	varitey	comment
746	9	Southern Magnolia	Magnolia	x	
747	9	Southern Magnolia	Magnolia	x	
748	10	Southern Magnolia	Magnolia	x	
749	10	Southern Magnolia	Magnolia	x	
750	12	Southern Magnolia	Magnolia	x	
751	10	Southern Magnolia	Magnolia	x	
752	10	Southern Magnolia	Magnolia	x	
753	5	Southern Magnolia	Magnolia	x	
754	8	Southern Magnolia	Magnolia	x	
755	10	Southern Magnolia	Magnolia	x	
757	19	Southern Magnolia	Magnolia	x	
758	22	Eucalyptus	Eucalyptus	x	
759	28	Eucalyptus	Eucalyptus	x	
760	12	Evergreen Pear	Pyrus	kawakamii	
761	20	Eucalyptus	Eucalyptus	x	
762	20	Eucalyptus	Eucalyptus	x	
763	17	Pine	Pinus	x	
764	16	Pine	Pinus	x	
765	16	Pine	Pinus	x	
766	12	Evergreen Pear	Pyrus	kawakamii	
767	22	Pine	Pinus	x	
768	20	Pine	Pinus	x	
769	18	Pine	Pinus	x	
770	16	Southern Magnolia	Magnolia	x	
771	12	Evergreen Pear	Pyrus	kawakamii	
772	13	Privet	Ligustrum	x	
773	13	Privet	Ligustrum	x	
774	12	Southern Magnolia	Magnolia	x	
775	17	Privet	Ligustrum	x	
776	28	Olive	Olea	europaea	
777	9	Privet	Ligustrum	x	
778	32	Olive	Olea	europaea	
779	29	Olive	Olea	europaea	
780	16	Oak	Quercus	x	
781	10	Evergreen Pear	Pyrus	kawakamii	
782	28	Pine	Pinus	x	

The inspection was done at ground level and no biological tests were performed.

Page 13 of 19

* Comments: AP= Aphids, BB= Bark Beetles, BC= Buried Root Collar, BF= Previous Branch Failure, CB= Crossed Branches, CD= Co-Dominant Stems, DE= Decay, GR= Girdling Root(s), HZ= Hazardous, IC= Inspect Cables, II= Insect Infestation, LN= Leaning, LT= Lions Tailed, MS=Multi-Stemmed, NP= Neutral Plane Crack, PI= Poor Irrigation, RC= Root Collar, RM= Remove, SC= Stress Cracks, TC= Tightly-Crowded Branches, TP= Topped

Tag	Dia	Common Name	genus	varitey	comment
783	30	Pine	Pinus	x	
784	14	Oak	Quercus	x	
785	15	Oak	Quercus	x	
786	9	Oak	Quercus	x	
787	17	Olive	Olea	europaea	
788	13	Privet	Ligustrum	x	
789	17	Olive	Olea	europaea	
790	8	Privet	Ligustrum	x	
791	14	Oak	Quercus	x	
792	17	Oak	Quercus	x	
793	12	Oak	Quercus	x	
794	9	Acacia	Acacia	melanoxyton	
795	11	Redwood	Sequoia	sempervirens	
796	14	Redwood	Sequoia	sempervirens	
797	13	Redwood	Sequoia	sempervirens	
798	16	Redwood	Sequoia	sempervirens	
799	10	Redwood	Sequoia	sempervirens	
800	16	Redwood	Sequoia	sempervirens	
801	11	Redwood	Sequoia	sempervirens	
802	10	Redwood	Sequoia	sempervirens	
803	16	Redwood	Sequoia	sempervirens	
804	13	Redwood	Sequoia	sempervirens	
805	9	Redwood	Sequoia	sempervirens	
806	17	Redwood	Sequoia	sempervirens	
807	11	Redwood	Sequoia	sempervirens	
808	13	Redwood	Sequoia	sempervirens	
809	11	Redwood	Sequoia	sempervirens	
810	9	Ash	Fraxinus	x	
811	9	Ash	Fraxinus	x	
812	19	Eucalyptus	Eucalyptus	x	
813	33	Eucalyptus	Eucalyptus	x	
814	26	Eucalyptus	Eucalyptus	x	
815	26	Eucalyptus	Eucalyptus	x	
816	13	Eucalyptus	Eucalyptus	x	
817	14	Eucalyptus	Eucalyptus	x	
818	31	Eucalyptus	Eucalyptus	x	

The inspection was done at ground level and no biological tests were performed.

Page 14 of 19

* Comments: AP= Aphids, BB= Bark Beetles, BC= Buried Root Collar, BF= Previous Branch Failure, CB= Crossed Branches, CD= Co-Dominant Stems, DE= Decay, GR= Girdling Root(s), HZ= Hazardous, IC= Inspect Cables, II= Insect Infestation, LN= Leaning, LT= Lions Tailed, MS=Multi-Stemmed, NP= Neutral Plane Crack, PI= Poor Irrigation, RC= Root Collar, RM= Remove, SC= Stress Cracks, TC= Tightly-Crowded Branches, TP= Topped

Tag	Dia	Common Name	genus	varitey	comment
819	22	Eucalyptus	Eucalyptus	x	
820	31	Eucalyptus	Eucalyptus	x	
821	14	Eucalyptus	Eucalyptus	x	
822	13	Eucalyptus	Eucalyptus	x	
823	8	Redwood	Sequoia	sempervirens	
824	28	Eucalyptus	Eucalyptus	x	
825	32	Eucalyptus	Eucalyptus	x	
826	11	Eucalyptus	Eucalyptus	x	
827	35	Eucalyptus	Eucalyptus	x	
828	13	Eucalyptus	Eucalyptus	x	
829	19	Eucalyptus	Eucalyptus	x	
830	13	Eucalyptus	Eucalyptus	x	
831	14	Eucalyptus	Eucalyptus	x	
832	17	Olive	Olea	europaea	
833	14	Southern Magnolia	Magnolia	x	
834	15	Olive	Olea	europaea	
835	15	Olive	Olea	europaea	
836	10	Southern Magnolia	Magnolia	x	
837	10	Evergreen Pear	Pyrus	kawakamii	
838	14	Evergreen Pear	Pyrus	kawakamii	
839	25	Southern Magnolia	Magnolia	x	
840	14	Evergreen Pear	Pyrus	kawakamii	
841	11	Evergreen Pear	Pyrus	kawakamii	
842	9	Privet	Ligustrum	x	
843	9	Privet	Ligustrum	x	
844	16	Olive	Olea	europaea	
845	15	Olive	Olea	europaea	
846	16	Olive	Olea	europaea	
847	11	Privet	Ligustrum	x	
848	12	Privet	Ligustrum	x	
849	12	Privet	Ligustrum	x	
850	9	Evergreen Pear	Pyrus	kawakamii	
851	13	Olive	Olea	europaea	
852	19	Olive	Olea	europaea	
854	4	Locust	Robinia	x	
855	3	Crape Myrtle	Lagerstroemia	x	

The inspection was done at ground level and no biological tests were performed.

Page 15 of 19

* Comments: AP= Aphids, BB= Bark Beetles, BC= Buried Root Collar, BF= Previous Branch Failure, CB= Crossed Branches, CD= Co-Dominant Stems, DE= Decay, GR= Girdling Root(s), HZ= Hazardous, IC= Inspect Cables, II= Insect Infestation, LN= Leaning, LT= Lions Tailed, MS=Multi-Stemmed, NP= Neutral Plane Crack, PI= Poor Irrigation, RC= Root Collar, RM= Remove, SC= Stress Cracks, TC= Tightly-Crowded Branches, TP= Topped

Tag	Dia	Common Name	genus	varitey	comment
856	7	Locust	Robinia	x	
857	5	Locust	Robinia	x	
858	6	Locust	Robinia	x	
859	8	Locust	Robinia	x	
860	3	Crape Myrtle	Lagerstroemia	x	
863	7	Locust	Robinia	x	
864	6	Locust	Robinia	x	
865	3	Locust	Robinia	x	
868	6	Locust	Robinia	x	
869	3	Crape Myrtle	Lagerstroemia	x	
870	3	Crape Myrtle	Lagerstroemia	x	
871	3	Crape Myrtle	Lagerstroemia	x	
872	6	Locust	Robinia	x	
873	6	Tree-of-Heaven	Ailanthus	x	
874	9	Australian Willow	Geijera	parviflora	
875	12	Australian Willow	Geijera	parviflora	

Total for Average Health: 518

The inspection was done at ground level and no biological tests were performed.

Page 16 of 19

* Comments: AP= Aphids, BB= Bark Beetles, BC= Buried Root Collar, BF= Previous Branch Failure, CB= Crossed Branches, CD= Co-Dominant Stems, DE= Decay, GR= Girdling Root(s), HZ= Hazardous, IC= Inspect Cables, II= Insect Infestation, LN= Leaning, LT= Lions Tailed, MS=Multi-Stemed, NP= Neutral Plane Crack, PI= Poor Irrigation, RC= Root Collar, RM= Remove, SC= Stress Cracks, TC= Tightly-Crowded Branches, TP= Topped

Tag	Dia	Common Name	genus	varitey	comment
Fair Health					
289	22	Eucalyptus	Eucalyptus	x	PF
291	15	Ash	Fraxinus	x	
299	10	Ash	Fraxinus	x	
305	7	Ash	Fraxinus	x	
306	9	Ash	Fraxinus	x	LN
310	18	Ash	Fraxinus	x	
314	23	Eucalyptus	Eucalyptus	x	PF
318	4	Ash	Fraxinus	x	
322	5	Ash	Fraxinus	x	
323	5	Ash	Fraxinus	x	
329	14	Eucalyptus	Eucalyptus	x	
339	14	Eucalyptus	Eucalyptus	x	PF
347	8	Ash	Fraxinus	x	
366	6	Camphor	Cinnamomum	camphora	
367	9	Camphor	Cinnamomum	camphora	
368	11	Camphor	Cinnamomum	camphora	
369	7	Camphor	Cinnamomum	camphora	
370	9	Camphor	Cinnamomum	camphora	
371	10	Camphor	Cinnamomum	camphora	
372	9	Eucalyptus	Eucalyptus	x	
373	15	Eucalyptus	Eucalyptus	x	
381	9	Eucalyptus	Eucalyptus	x	
382	10	Eucalyptus	Eucalyptus	x	
384	16	Eucalyptus	Eucalyptus	x	
387	7	Ash	Fraxinus	x	
388	12	Ash	Fraxinus	x	
391	9	Eucalyptus	Eucalyptus	x	
394	10	Eucalyptus	Eucalyptus	x	
395	11	Eucalyptus	Eucalyptus	x	
397	10	Eucalyptus	Eucalyptus	x	
525	7	Southern Magnolia	Magnolia	x	
551	11	Ash	Fraxinus	x	
552	6	Ash	Fraxinus	x	
557	9	Eucalyptus	Eucalyptus	x	

The inspection was done at ground level and no biological tests were performed.

Page 17 of 19

* Comments: AP= Aphids, BB= Bark Beetles, BC= Buried Root Collar, BF= Previous Branch Failure, CB= Crossed Branches, CD= Co-Dominant Stems, DE= Decay, GR= Girdling Root(s), HZ= Hazardous, IC= Inspect Cables, II= Insect Infestation, LN= Leaning, LT= Lions Tailed, MS=Multi-Stemmed, NP= Neutral Plane Crack, PI= Poor Irrigation, RC= Root Collar, RM= Remove, SC= Stress Cracks, TC= Tightly-Crowded Branches, TP= Topped

Tag	Dia	Common Name	genus	varitey	comment
558	11	Eucalyptus	Eucalyptus	x	PF
561	21	Eucalyptus	Eucalyptus	x	
572	9	Ash	Fraxinus	x	
583	15	Eucalyptus	Eucalyptus	x	
585	11	Camphor	Cinnamomum	camphora	PF
587	16	Ash	Fraxinus	x	
599	13	Eucalyptus	Eucalyptus	x	
618	14	Ash	Fraxinus	x	
619	8	Ash	Fraxinus	x	LN
620	6	Ash	Fraxinus	x	
628	10	Ash	Fraxinus	x	
629	15	Ash	Fraxinus	x	
630	12	Ash	Fraxinus	x	
670	11	Southern Magnolia	Magnolia	x	
671	11	Southern Magnolia	Magnolia	x	
672	10	Southern Magnolia	Magnolia	x	
675	10	Southern Magnolia	Magnolia	x	
676	10	Southern Magnolia	Magnolia	x	
678	6	Southern Magnolia	Magnolia	x	
679	8	Southern Magnolia	Magnolia	x	
723	6	Southern Magnolia	Magnolia	x	
724	4	Southern Magnolia	Magnolia	x	
728	6	Southern Magnolia	Magnolia	x	
729	10	Southern Magnolia	Magnolia	x	
731	5	Southern Magnolia	Magnolia	x	
733	6	Southern Magnolia	Magnolia	x	
736	5	Southern Magnolia	Magnolia	x	
737	6	Southern Magnolia	Magnolia	x	
756	13	Olive	Olea	europaea	
853	6	Locust	Robinia	x	
862	6	Locust	Robinia	x	
866	7	Locust	Robinia	x	
867	8	Locust	Robinia	x	PF

Total for Fair Health: 67

The inspection was done at ground level and no biological tests were performed.

Page 18 of 19

* Comments: AP= Aphids, BB= Bark Beetles, BC= Buried Root Collar, BF= Previous Branch Failure, CB= Crossed Branches, CD= Co-Dominant Stems, DE= Decay, GR= Girdling Root(s), HZ= Hazardous, IC= Inspect Cables, II= Insect Infestation, LN= Leaning, LT= Lions Tailed, MS=Multi-Stemmed, NP= Neutral Plane Crack, PI= Poor Irrigation, RC= Root Collar, RM= Remove, SC= Stress Cracks, TC= Tightly-Crowded Branches, TP= Topped

Tag	Dia	Common Name	genus	varitey	comment
Poor Health					
638	11	Camphor	Cinnamomum	camphora	PF
861	6	Locust	Robinia	x	

Total for Poor Health: 2

The inspection was done at ground level and no biological tests were performed.

* Comments: AP= Aphids, BB= Bark Beetles, BC= Buried Root Collar, BF= Previous Branch Failure, CB= Crossed Branches, CD= Co-Dominant Stems, DE= Decay, GR= Girdling Root(s), HZ= Hazardous, IC= Inspect Cables, II= Insect Infestation, LN= Leaning, LT= Lions Tailed, MS=Multi-Stemed, NP= Neutral Plane Crack, PI= Poor Irrigation, RC= Root Collar, RM= Remove, SC= Stress Cracks, TC= Tightly-Crowded Branches, TP= Topped

Westfield Valley Fair Health by Species Report:

Printed Date: 12/22/2012

Last modified: 12/19/2012

Report Description:

Acacia

Common_name	diameter	tag	health_desc	genus	varitey
-------------	----------	-----	-------------	-------	---------

Average Health : Acacia

Acacia	9	794	Average Health	Acacia	melanoxyton
--------	---	-----	----------------	--------	-------------

Total for Average Health: 1

Total for Acacia: 1

Ash

Common_name	diameter	tag	health_desc	genus	varitey
-------------	----------	-----	-------------	-------	---------

Average Health : Ash

Ash	14	290	Average Health	Fraxinus	x
Ash	15	292	Average Health	Fraxinus	x
Ash	17	295	Average Health	Fraxinus	x
Ash	14	296	Average Health	Fraxinus	x
Ash	15	297	Average Health	Fraxinus	x
Ash	13	298	Average Health	Fraxinus	x
Ash	14	303	Average Health	Fraxinus	x
Ash	16	304	Average Health	Fraxinus	x
Ash	14	311	Average Health	Fraxinus	x
Ash	15	312	Average Health	Fraxinus	x
Ash	15	313	Average Health	Fraxinus	x
Ash	19	316	Average Health	Fraxinus	x
Ash	11	317	Average Health	Fraxinus	x
Ash	12	324	Average Health	Fraxinus	x
Ash	17	325	Average Health	Fraxinus	x
Ash	13	326	Average Health	Fraxinus	x
Ash	9	327	Average Health	Fraxinus	x
Ash	12	337	Average Health	Fraxinus	x
Ash	6	338	Average Health	Fraxinus	x
Ash	11	343	Average Health	Fraxinus	x
Ash	9	344	Average Health	Fraxinus	x

Ash	9	348	Average Health	Fraxinus	x
Ash	9	349	Average Health	Fraxinus	x
Ash	6	385	Average Health	Fraxinus	x
Ash	9	386	Average Health	Fraxinus	x
Ash	15	389	Average Health	Fraxinus	x
Ash	8	405	Average Health	Fraxinus	x
Ash	13	406	Average Health	Fraxinus	x
Ash	13	407	Average Health	Fraxinus	x
Ash	12	408	Average Health	Fraxinus	x
Ash	14	409	Average Health	Fraxinus	x
Ash	13	410	Average Health	Fraxinus	x
Ash	10	411	Average Health	Fraxinus	x
Ash	8	412	Average Health	Fraxinus	x
Ash	7	545	Average Health	Fraxinus	x
Ash	13	546	Average Health	Fraxinus	x
Ash	12	547	Average Health	Fraxinus	x
Ash	14	550	Average Health	Fraxinus	x
Ash	14	573	Average Health	Fraxinus	x
Ash	6	574	Average Health	Fraxinus	x
Ash	14	617	Average Health	Fraxinus	x
Ash	19	622	Average Health	Fraxinus	x
Ash	18	623	Average Health	Fraxinus	x
Ash	18	627	Average Health	Fraxinus	x
Ash	21	632	Average Health	Fraxinus	x
Ash	9	810	Average Health	Fraxinus	x
Ash	9	811	Average Health	Fraxinus	x

Total for Average Health: 47

Fair Health : Ash

Ash	15	291	Fair Health	Fraxinus	x
Ash	10	299	Fair Health	Fraxinus	x
Ash	7	305	Fair Health	Fraxinus	x
Ash	9	306	Fair Health	Fraxinus	x
Ash	18	310	Fair Health	Fraxinus	x
Ash	4	318	Fair Health	Fraxinus	x
Ash	5	322	Fair Health	Fraxinus	x
Ash	5	323	Fair Health	Fraxinus	x
Ash	8	347	Fair Health	Fraxinus	x
Ash	7	387	Fair Health	Fraxinus	x
Ash	12	388	Fair Health	Fraxinus	x
Ash	11	551	Fair Health	Fraxinus	x
Ash	6	552	Fair Health	Fraxinus	x
Ash	9	572	Fair Health	Fraxinus	x

Ash	16	587	Fair Health	Fraxinus	x
Ash	14	618	Fair Health	Fraxinus	x
Ash	8	619	Fair Health	Fraxinus	x
Ash	6	620	Fair Health	Fraxinus	x
Ash	10	628	Fair Health	Fraxinus	x
Ash	15	629	Fair Health	Fraxinus	x
Ash	12	630	Fair Health	Fraxinus	x

Total for Fair Health: 21

Total for Ash: 68

Australian Willow

Common_name	diameter	tag	health_desc	genus	varitey
-------------	----------	-----	-------------	-------	---------

Average Health : Australian Willow

Australian Willow	9	874	Average Health	Geijera	parviflora
Australian Willow	12	875	Average Health	Geijera	parviflora

Total for Average Health: 2

Total for Australian Willow: 2

Camphor

Common_name	diameter	tag	health_desc	genus	varitey
-------------	----------	-----	-------------	-------	---------

Average Health : Camphor

Camphor	13	358	Average Health	Cinnamomum	camphora
Camphor	9	359	Average Health	Cinnamomum	camphora
Camphor	14	360	Average Health	Cinnamomum	camphora
Camphor	16	361	Average Health	Cinnamomum	camphora
Camphor	14	362	Average Health	Cinnamomum	camphora
Camphor	12	364	Average Health	Cinnamomum	camphora
Camphor	17	586	Average Health	Cinnamomum	camphora
Camphor	10	590	Average Health	Cinnamomum	camphora
Camphor	8	591	Average Health	Cinnamomum	camphora
Camphor	9	592	Average Health	Cinnamomum	camphora
Camphor	11	596	Average Health	Cinnamomum	camphora
Camphor	13	597	Average Health	Cinnamomum	camphora
Camphor	11	598	Average Health	Cinnamomum	camphora
Camphor	10	609	Average Health	Cinnamomum	camphora
Camphor	8	610	Average Health	Cinnamomum	camphora

Camphor	8	611	Average Health	Cinnamomum	camphora
Camphor	9	612	Average Health	Cinnamomum	camphora
Camphor	10	613	Average Health	Cinnamomum	camphora
Camphor	11	614	Average Health	Cinnamomum	camphora
Camphor	12	624	Average Health	Cinnamomum	camphora
Camphor	10	625	Average Health	Cinnamomum	camphora
Camphor	13	626	Average Health	Cinnamomum	camphora
Camphor	13	631	Average Health	Cinnamomum	camphora
Camphor	16	639	Average Health	Cinnamomum	camphora

Total for Average Health: 24

Fair Health : Camphor

Camphor	6	366	Fair Health	Cinnamomum	camphora
Camphor	9	367	Fair Health	Cinnamomum	camphora
Camphor	11	368	Fair Health	Cinnamomum	camphora
Camphor	7	369	Fair Health	Cinnamomum	camphora
Camphor	9	370	Fair Health	Cinnamomum	camphora
Camphor	10	371	Fair Health	Cinnamomum	camphora
Camphor	11	585	Fair Health	Cinnamomum	camphora

Total for Fair Health: 7

Poor Health : Camphor

Camphor	11	638	Poor Health	Cinnamomum	camphora
---------	----	-----	-------------	------------	----------

Total for Poor Health: 1

Total for Camphor: 32

Chinese Elm

Common_name	diameter	tag	health_desc	genus	varitey
-------------	----------	-----	-------------	-------	---------

Average Health : Chinese Elm

Chinese Elm	18	365	Average Health	Ulmus	parvifolia
Chinese Elm	12	644	Average Health	Ulmus	parvifolia
Chinese Elm	12	645	Average Health	Ulmus	parvifolia
Chinese Elm	14	646	Average Health	Ulmus	parvifolia
Chinese Elm	12	647	Average Health	Ulmus	parvifolia
Chinese Elm	13	648	Average Health	Ulmus	parvifolia
Chinese Elm	9	649	Average Health	Ulmus	parvifolia
Chinese Elm	10	650	Average Health	Ulmus	parvifolia
Chinese Elm	14	651	Average Health	Ulmus	parvifolia

Total for Average Health: 9

Total for Chinese Elm: 9

Crape Myrtle

Common_name	diameter	tag	health_desc	genus	varitey
-------------	----------	-----	-------------	-------	---------

Average Health : Crape Myrtle

Crape Myrtle	6	352	Average Health	Lagerstroemia	x
Crape Myrtle	4	416	Average Health	Lagerstroemia	x
Crape Myrtle	4	418	Average Health	Lagerstroemia	x
Crape Myrtle	4	419	Average Health	Lagerstroemia	x
Crape Myrtle	4	516	Average Health	Lagerstroemia	x
Crape Myrtle	4	517	Average Health	Lagerstroemia	x
Crape Myrtle	4	518	Average Health	Lagerstroemia	x
Crape Myrtle	4	519	Average Health	Lagerstroemia	x
Crape Myrtle	4	520	Average Health	Lagerstroemia	x
Crape Myrtle	4	521	Average Health	Lagerstroemia	x
Crape Myrtle	4	522	Average Health	Lagerstroemia	x
Crape Myrtle	4	523	Average Health	Lagerstroemia	x
Crape Myrtle	4	524	Average Health	Lagerstroemia	x
Crape Myrtle	4	527	Average Health	Lagerstroemia	x
Crape Myrtle	4	528	Average Health	Lagerstroemia	x
Crape Myrtle	4	529	Average Health	Lagerstroemia	x
Crape Myrtle	4	530	Average Health	Lagerstroemia	x
Crape Myrtle	4	531	Average Health	Lagerstroemia	x
Crape Myrtle	4	532	Average Health	Lagerstroemia	x
Crape Myrtle	4	533	Average Health	Lagerstroemia	x
Crape Myrtle	4	534	Average Health	Lagerstroemia	x
Crape Myrtle	4	535	Average Health	Lagerstroemia	x
Crape Myrtle	4	536	Average Health	Lagerstroemia	x
Crape Myrtle	4	537	Average Health	Lagerstroemia	x
Crape Myrtle	4	538	Average Health	Lagerstroemia	x
Crape Myrtle	4	539	Average Health	Lagerstroemia	x
Crape Myrtle	7	562	Average Health	Lagerstroemia	x
Crape Myrtle	6	563	Average Health	Lagerstroemia	x
Crape Myrtle	9	564	Average Health	Lagerstroemia	x
Crape Myrtle	9	565	Average Health	Lagerstroemia	x
Crape Myrtle	8	566	Average Health	Lagerstroemia	x
Crape Myrtle	8	567	Average Health	Lagerstroemia	x
Crape Myrtle	9	568	Average Health	Lagerstroemia	x
Crape Myrtle	9	569	Average Health	Lagerstroemia	x

Crape Myrtle	9	570	Average Health	Lagerstroemia	x
Crape Myrtle	9	571	Average Health	Lagerstroemia	x
Crape Myrtle	6	633	Average Health	Lagerstroemia	x
Crape Myrtle	6	634	Average Health	Lagerstroemia	x
Crape Myrtle	4	641	Average Health	Lagerstroemia	x
Crape Myrtle	4	642	Average Health	Lagerstroemia	x
Crape Myrtle	4	643	Average Health	Lagerstroemia	x
Crape Myrtle	3	855	Average Health	Lagerstroemia	x
Crape Myrtle	3	860	Average Health	Lagerstroemia	x
Crape Myrtle	3	869	Average Health	Lagerstroemia	x
Crape Myrtle	3	870	Average Health	Lagerstroemia	x
Crape Myrtle	3	871	Average Health	Lagerstroemia	x

Total for Average Health: 46

Total for Crape Myrtle: 46

Eucalyptus

Common_name	diameter	tag	health_desc	genus	varitey
-------------	----------	-----	-------------	-------	---------

Average Health : Eucalyptus

Eucalyptus	26	293	Average Health	Eucalyptus	x
Eucalyptus	17	294	Average Health	Eucalyptus	x
Eucalyptus	21	300	Average Health	Eucalyptus	x
Eucalyptus	19	301	Average Health	Eucalyptus	x
Eucalyptus	25	302	Average Health	Eucalyptus	x
Eucalyptus	25	307	Average Health	Eucalyptus	x
Eucalyptus	27	308	Average Health	Eucalyptus	x
Eucalyptus	23	309	Average Health	Eucalyptus	x
Eucalyptus	18	315	Average Health	Eucalyptus	x
Eucalyptus	21	319	Average Health	Eucalyptus	x
Eucalyptus	15	320	Average Health	Eucalyptus	x
Eucalyptus	16	321	Average Health	Eucalyptus	x
Eucalyptus	22	328	Average Health	Eucalyptus	x
Eucalyptus	23	330	Average Health	Eucalyptus	x
Eucalyptus	14	331	Average Health	Eucalyptus	x
Eucalyptus	21	332	Average Health	Eucalyptus	x
Eucalyptus	15	333	Average Health	Eucalyptus	x
Eucalyptus	23	334	Average Health	Eucalyptus	x
Eucalyptus	17	335	Average Health	Eucalyptus	x
Eucalyptus	9	336	Average Health	Eucalyptus	x
Eucalyptus	18	340	Average Health	Eucalyptus	x
Eucalyptus	16	341	Average Health	Eucalyptus	x

Eucalyptus	17	342	Average Health	Eucalyptus	x
Eucalyptus	18	345	Average Health	Eucalyptus	x
Eucalyptus	17	346	Average Health	Eucalyptus	x
Eucalyptus	20	350	Average Health	Eucalyptus	x
Eucalyptus	27	353	Average Health	Eucalyptus	x
Eucalyptus	20	354	Average Health	Eucalyptus	x
Eucalyptus	18	355	Average Health	Eucalyptus	x
Eucalyptus	20	356	Average Health	Eucalyptus	x
Eucalyptus	21	357	Average Health	Eucalyptus	x
Eucalyptus	16	374	Average Health	Eucalyptus	x
Eucalyptus	20	375	Average Health	Eucalyptus	x
Eucalyptus	17	376	Average Health	Eucalyptus	x
Eucalyptus	18	377	Average Health	Eucalyptus	x
Eucalyptus	16	378	Average Health	Eucalyptus	x
Eucalyptus	15	379	Average Health	Eucalyptus	x
Eucalyptus	14	380	Average Health	Eucalyptus	x
Eucalyptus	14	383	Average Health	Eucalyptus	x
Eucalyptus	16	390	Average Health	Eucalyptus	x
Eucalyptus	17	392	Average Health	Eucalyptus	x
Eucalyptus	17	393	Average Health	Eucalyptus	x
Eucalyptus	11	396	Average Health	Eucalyptus	x
Eucalyptus	21	398	Average Health	Eucalyptus	x
Eucalyptus	22	399	Average Health	Eucalyptus	x
Eucalyptus	18	400	Average Health	Eucalyptus	x
Eucalyptus	16	401	Average Health	Eucalyptus	x
Eucalyptus	16	402	Average Health	Eucalyptus	x
Eucalyptus	18	403	Average Health	Eucalyptus	x
Eucalyptus	21	404	Average Health	Eucalyptus	x
Eucalyptus	24	543	Average Health	Eucalyptus	x
Eucalyptus	18	544	Average Health	Eucalyptus	x
Eucalyptus	24	548	Average Health	Eucalyptus	x
Eucalyptus	21	549	Average Health	Eucalyptus	x
Eucalyptus	27	553	Average Health	Eucalyptus	x
Eucalyptus	18	554	Average Health	Eucalyptus	x
Eucalyptus	20	555	Average Health	Eucalyptus	x
Eucalyptus	22	556	Average Health	Eucalyptus	x
Eucalyptus	24	559	Average Health	Eucalyptus	x
Eucalyptus	24	560	Average Health	Eucalyptus	x
Eucalyptus	22	580	Average Health	Eucalyptus	x
Eucalyptus	25	581	Average Health	Eucalyptus	x
Eucalyptus	17	582	Average Health	Eucalyptus	x
Eucalyptus	25	584	Average Health	Eucalyptus	x
Eucalyptus	25	589	Average Health	Eucalyptus	x
Eucalyptus	22	593	Average Health	Eucalyptus	x

Eucalyptus	17	594	Average Health	Eucalyptus	x
Eucalyptus	20	595	Average Health	Eucalyptus	x
Eucalyptus	20	600	Average Health	Eucalyptus	x
Eucalyptus	25	601	Average Health	Eucalyptus	x
Eucalyptus	18	602	Average Health	Eucalyptus	x
Eucalyptus	17	603	Average Health	Eucalyptus	x
Eucalyptus	20	604	Average Health	Eucalyptus	x
Eucalyptus	21	605	Average Health	Eucalyptus	x
Eucalyptus	14	606	Average Health	Eucalyptus	x
Eucalyptus	21	607	Average Health	Eucalyptus	x
Eucalyptus	21	608	Average Health	Eucalyptus	x
Eucalyptus	23	615	Average Health	Eucalyptus	x
Eucalyptus	19	616	Average Health	Eucalyptus	x
Eucalyptus	22	758	Average Health	Eucalyptus	x
Eucalyptus	28	759	Average Health	Eucalyptus	x
Eucalyptus	20	761	Average Health	Eucalyptus	x
Eucalyptus	20	762	Average Health	Eucalyptus	x
Eucalyptus	19	812	Average Health	Eucalyptus	x
Eucalyptus	33	813	Average Health	Eucalyptus	x
Eucalyptus	26	814	Average Health	Eucalyptus	x
Eucalyptus	26	815	Average Health	Eucalyptus	x
Eucalyptus	13	816	Average Health	Eucalyptus	x
Eucalyptus	14	817	Average Health	Eucalyptus	x
Eucalyptus	31	818	Average Health	Eucalyptus	x
Eucalyptus	22	819	Average Health	Eucalyptus	x
Eucalyptus	31	820	Average Health	Eucalyptus	x
Eucalyptus	14	821	Average Health	Eucalyptus	x
Eucalyptus	13	822	Average Health	Eucalyptus	x
Eucalyptus	28	824	Average Health	Eucalyptus	x
Eucalyptus	32	825	Average Health	Eucalyptus	x
Eucalyptus	11	826	Average Health	Eucalyptus	x
Eucalyptus	35	827	Average Health	Eucalyptus	x
Eucalyptus	13	828	Average Health	Eucalyptus	x
Eucalyptus	19	829	Average Health	Eucalyptus	x
Eucalyptus	13	830	Average Health	Eucalyptus	x
Eucalyptus	14	831	Average Health	Eucalyptus	x

Total for Average Health: 102

Fair Health : Eucalyptus

Eucalyptus	22	289	Fair Health	Eucalyptus	x
Eucalyptus	23	314	Fair Health	Eucalyptus	x
Eucalyptus	14	329	Fair Health	Eucalyptus	x
Eucalyptus	14	339	Fair Health	Eucalyptus	x

Eucalyptus	9	372	Fair Health	Eucalyptus	x
Eucalyptus	15	373	Fair Health	Eucalyptus	x
Eucalyptus	9	381	Fair Health	Eucalyptus	x
Eucalyptus	10	382	Fair Health	Eucalyptus	x
Eucalyptus	16	384	Fair Health	Eucalyptus	x
Eucalyptus	9	391	Fair Health	Eucalyptus	x
Eucalyptus	10	394	Fair Health	Eucalyptus	x
Eucalyptus	11	395	Fair Health	Eucalyptus	x
Eucalyptus	10	397	Fair Health	Eucalyptus	x
Eucalyptus	9	557	Fair Health	Eucalyptus	x
Eucalyptus	11	558	Fair Health	Eucalyptus	x
Eucalyptus	21	561	Fair Health	Eucalyptus	x
Eucalyptus	15	583	Fair Health	Eucalyptus	x
Eucalyptus	13	599	Fair Health	Eucalyptus	x

Total for Fair Health: 18

Total for Eucalyptus: 120

Evergreen Pear

Common_name	diameter	tag	health_desc	genus	varitey
-------------	----------	-----	-------------	-------	---------

Average Health : Evergreen Pear

Evergreen Pear	12	760	Average Health	Pyrus	kawakamii
Evergreen Pear	12	766	Average Health	Pyrus	kawakamii
Evergreen Pear	12	771	Average Health	Pyrus	kawakamii
Evergreen Pear	10	781	Average Health	Pyrus	kawakamii
Evergreen Pear	10	837	Average Health	Pyrus	kawakamii
Evergreen Pear	14	838	Average Health	Pyrus	kawakamii
Evergreen Pear	14	840	Average Health	Pyrus	kawakamii
Evergreen Pear	11	841	Average Health	Pyrus	kawakamii
Evergreen Pear	9	850	Average Health	Pyrus	kawakamii

Total for Average Health: 9

Total for Evergreen Pear: 9

Ginko

Common_name	diameter	tag	health_desc	genus	varitey
-------------	----------	-----	-------------	-------	---------

Average Health : Ginko

Ginko	5	455	Average Health	Ginkgo	biloba
-------	---	-----	----------------	--------	--------

Ginkgo	5	458	Average Health	Ginkgo	biloba
Ginkgo	4	464	Average Health	Ginkgo	biloba
Ginkgo	4	465	Average Health	Ginkgo	biloba

Total for Average Health: 4

Total for Ginkgo: 4

Hackberry

Common_name	diameter	tag	health_desc	genus	varitey
-------------	----------	-----	-------------	-------	---------

Average Health : Hackberry

Hackberry	19	730	Average Health	Celtis	x
-----------	----	-----	----------------	--------	---

Total for Average Health: 1

Total for Hackberry: 1

Locust

Common_name	diameter	tag	health_desc	genus	varitey
-------------	----------	-----	-------------	-------	---------

Average Health : Locust

Locust	4	854	Average Health	Robinia	x
Locust	7	856	Average Health	Robinia	x
Locust	5	857	Average Health	Robinia	x
Locust	6	858	Average Health	Robinia	x
Locust	8	859	Average Health	Robinia	x
Locust	7	863	Average Health	Robinia	x
Locust	6	864	Average Health	Robinia	x
Locust	3	865	Average Health	Robinia	x
Locust	6	868	Average Health	Robinia	x
Locust	6	872	Average Health	Robinia	x

Total for Average Health: 10

Fair Health : Locust

Locust	6	853	Fair Health	Robinia	x
Locust	6	862	Fair Health	Robinia	x
Locust	7	866	Fair Health	Robinia	x
Locust	8	867	Fair Health	Robinia	x

Total for Fair Health: 4

Poor Health : Locust

Locust	6	861	Poor Health	Robinia	x
Total for Poor Health:					1
Total for Locust:					15

Oak

Common_name	diameter	tag	health_desc	genus	varitey
-------------	----------	-----	-------------	-------	---------

Average Health : Oak

Oak	23	735	Average Health	Quercus	x
Oak	8	743	Average Health	Quercus	x
Oak	16	780	Average Health	Quercus	x
Oak	14	784	Average Health	Quercus	x
Oak	15	785	Average Health	Quercus	x
Oak	9	786	Average Health	Quercus	x
Oak	14	791	Average Health	Quercus	x
Oak	17	792	Average Health	Quercus	x
Oak	12	793	Average Health	Quercus	x
Total for Average Health:					9
Total for Oak:					9

Olive

Common_name	diameter	tag	health_desc	genus	varitey
-------------	----------	-----	-------------	-------	---------

Average Health : Olive

Olive	28	776	Average Health	Olea	europaea
Olive	32	778	Average Health	Olea	europaea
Olive	29	779	Average Health	Olea	europaea
Olive	17	787	Average Health	Olea	europaea
Olive	17	789	Average Health	Olea	europaea
Olive	17	832	Average Health	Olea	europaea
Olive	15	834	Average Health	Olea	europaea
Olive	15	835	Average Health	Olea	europaea
Olive	16	844	Average Health	Olea	europaea
Olive	15	845	Average Health	Olea	europaea
Olive	16	846	Average Health	Olea	europaea

Olive	13	851	Average Health	Olea	europaea
Olive	19	852	Average Health	Olea	europaea

Total for Average Health: 13

Fair Health : Olive

Olive	13	756	Fair Health	Olea	europaea
-------	----	-----	-------------	------	----------

Total for Fair Health: 1

Total for Olive: 14

Pear

Common_name	diameter	tag	health_desc	genus	varitey
-------------	----------	-----	-------------	-------	---------

Average Health : Pear

Pear	8	445	Average Health	Pyrus	x
Pear	6	446	Average Health	Pyrus	x
Pear	9	447	Average Health	Pyrus	x
Pear	6	448	Average Health	Pyrus	x
Pear	9	449	Average Health	Pyrus	x
Pear	4	450	Average Health	Pyrus	x
Pear	10	475	Average Health	Pyrus	x
Pear	11	476	Average Health	Pyrus	x
Pear	13	477	Average Health	Pyrus	x

Total for Average Health: 9

Total for Pear: 9

Pine

Common_name	diameter	tag	health_desc	genus	varitey
-------------	----------	-----	-------------	-------	---------

Average Health : Pine

Pine	20	425	Average Health	Pinus	x
Pine	13	426	Average Health	Pinus	x
Pine	9	427	Average Health	Pinus	x
Pine	13	428	Average Health	Pinus	x
Pine	17	436	Average Health	Pinus	x
Pine	15	437	Average Health	Pinus	x
Pine	18	438	Average Health	Pinus	x
Pine	15	440	Average Health	Pinus	x

Pine	15	441	Average Health	Pinus	x
Pine	17	442	Average Health	Pinus	x
Pine	18	443	Average Health	Pinus	x
Pine	17	451	Average Health	Pinus	x
Pine	17	452	Average Health	Pinus	x
Pine	17	453	Average Health	Pinus	x
Pine	13	454	Average Health	Pinus	x
Pine	18	466	Average Health	Pinus	x
Pine	13	467	Average Health	Pinus	x
Pine	13	468	Average Health	Pinus	x
Pine	12	469	Average Health	Pinus	x
Pine	20	470	Average Health	Pinus	x
Pine	11	471	Average Health	Pinus	x
Pine	9	472	Average Health	Pinus	x
Pine	20	473	Average Health	Pinus	x
Pine	14	474	Average Health	Pinus	x
Pine	13	482	Average Health	Pinus	x
Pine	14	483	Average Health	Pinus	x
Pine	12	484	Average Health	Pinus	x
Pine	15	485	Average Health	Pinus	x
Pine	12	486	Average Health	Pinus	x
Pine	15	487	Average Health	Pinus	x
Pine	16	488	Average Health	Pinus	x
Pine	17	763	Average Health	Pinus	x
Pine	16	764	Average Health	Pinus	x
Pine	16	765	Average Health	Pinus	x
Pine	22	767	Average Health	Pinus	x
Pine	20	768	Average Health	Pinus	x
Pine	18	769	Average Health	Pinus	x
Pine	28	782	Average Health	Pinus	x
Pine	30	783	Average Health	Pinus	x

Total for Average Health: 39

Total for Pine: 39

Pistache

Common_name	diameter	tag	health_desc	genus	varitey
-------------	----------	-----	-------------	-------	---------

Average Health : Pistache

Pistache	8	459	Average Health	Pistache	chinensis
Pistache	10	460	Average Health	Pistache	chinensis

Total for Average Health: 2

Total for Pistache:

2

Podocarpus

Common_name	diameter	tag	health_desc	genus	varitey
-------------	----------	-----	-------------	-------	---------

Average Health : Podocarpus

Podocarpus	11	351	Average Health	Podocarpaceae	x
Podocarpus	6	413	Average Health	Podocarpaceae	x
Podocarpus	6	504	Average Health	Podocarpaceae	x
Podocarpus	6	503	Average Health	Podocarpaceae	x
Podocarpus	6	508	Average Health	Podocarpaceae	x
Podocarpus	6	509	Average Health	Podocarpaceae	x
Podocarpus	6	510	Average Health	Podocarpaceae	x
Podocarpus	6	511	Average Health	Podocarpaceae	x
Podocarpus	6	515	Average Health	Podocarpaceae	x
Podocarpus	6	635	Average Health	Podocarpaceae	x

Total for Average Health: 10

Total for Podocarpus: 10

Privet

Common_name	diameter	tag	health_desc	genus	varitey
-------------	----------	-----	-------------	-------	---------

Average Health : Privet

Privet	6	363	Average Health	Ligustrum	x
Privet	13	772	Average Health	Ligustrum	x
Privet	13	773	Average Health	Ligustrum	x
Privet	17	775	Average Health	Ligustrum	x
Privet	9	777	Average Health	Ligustrum	x
Privet	13	788	Average Health	Ligustrum	x
Privet	8	790	Average Health	Ligustrum	x
Privet	9	842	Average Health	Ligustrum	x
Privet	9	843	Average Health	Ligustrum	x
Privet	11	847	Average Health	Ligustrum	x
Privet	12	848	Average Health	Ligustrum	x
Privet	12	849	Average Health	Ligustrum	x

Total for Average Health: 12

Total for Privet: 12

Redwood

Common name	diameter	tag	health_desc	genus	varitey
-------------	----------	-----	-------------	-------	---------

Average Health : Redwood

Redwood	21	414	Average Health	Sequoia	sempervirens
Redwood	20	415	Average Health	Sequoia	sempervirens
Redwood	22	420	Average Health	Sequoia	sempervirens
Redwood	21	421	Average Health	Sequoia	sempervirens
Redwood	22	422	Average Health	Sequoia	sempervirens
Redwood	20	423	Average Health	Sequoia	sempervirens
Redwood	21	424	Average Health	Sequoia	sempervirens
Redwood	8	480	Average Health	Sequoia	sempervirens
Redwood	9	481	Average Health	Sequoia	sempervirens
Redwood	11	495	Average Health	Sequoia	sempervirens
Redwood	20	496	Average Health	Sequoia	sempervirens
Redwood	18	497	Average Health	Sequoia	sempervirens
Redwood	18	498	Average Health	Sequoia	sempervirens
Redwood	12	499	Average Health	Sequoia	sempervirens
Redwood	13	500	Average Health	Sequoia	sempervirens
Redwood	12	501	Average Health	Sequoia	sempervirens
Redwood	5	502	Average Health	Sequoia	sempervirens
Redwood	17	505	Average Health	Sequoia	sempervirens
Redwood	16	506	Average Health	Sequoia	sempervirens
Redwood	15	513	Average Health	Sequoia	sempervirens
Redwood	16	514	Average Health	Sequoia	sempervirens
Redwood	18	621	Average Health	Sequoia	sempervirens
Redwood	11	636	Average Health	Sequoia	sempervirens
Redwood	14	637	Average Health	Sequoia	sempervirens
Redwood	8	640	Average Health	Sequoia	sempervirens
Redwood	11	795	Average Health	Sequoia	sempervirens
Redwood	14	796	Average Health	Sequoia	sempervirens
Redwood	13	797	Average Health	Sequoia	sempervirens
Redwood	16	798	Average Health	Sequoia	sempervirens
Redwood	10	799	Average Health	Sequoia	sempervirens
Redwood	16	800	Average Health	Sequoia	sempervirens
Redwood	11	801	Average Health	Sequoia	sempervirens
Redwood	10	802	Average Health	Sequoia	sempervirens
Redwood	16	803	Average Health	Sequoia	sempervirens
Redwood	13	804	Average Health	Sequoia	sempervirens
Redwood	9	805	Average Health	Sequoia	sempervirens
Redwood	17	806	Average Health	Sequoia	sempervirens

Redwood	11	807	Average Health	Sequoia	sempervirens
Redwood	13	808	Average Health	Sequoia	sempervirens
Redwood	11	809	Average Health	Sequoia	sempervirens
Redwood	8	823	Average Health	Sequoia	sempervirens

Total for Average Health: 41

Total for Redwood: 41

Southern Magnolia

Common_name	diameter	tag	health_desc	genus	varitey
-------------	----------	-----	-------------	-------	---------

Average Health : Southern Magnolia

Southern Magnolia	5	417	Average Health	Magnolia	x
Southern Magnolia	8	526	Average Health	Magnolia	x
Southern Magnolia	11	540	Average Health	Magnolia	x
Southern Magnolia	9	541	Average Health	Magnolia	x
Southern Magnolia	12	542	Average Health	Magnolia	x
Southern Magnolia	13	575	Average Health	Magnolia	x
Southern Magnolia	9	576	Average Health	Magnolia	x
Southern Magnolia	11	577	Average Health	Magnolia	x
Southern Magnolia	11	578	Average Health	Magnolia	x
Southern Magnolia	11	579	Average Health	Magnolia	x
Southern Magnolia	10	652	Average Health	Magnolia	x
Southern Magnolia	8	653	Average Health	Magnolia	x
Southern Magnolia	9	654	Average Health	Magnolia	x
Southern Magnolia	9	655	Average Health	Magnolia	x
Southern Magnolia	8	656	Average Health	Magnolia	x
Southern Magnolia	11	657	Average Health	Magnolia	x
Southern Magnolia	9	658	Average Health	Magnolia	x
Southern Magnolia	11	659	Average Health	Magnolia	x
Southern Magnolia	10	660	Average Health	Magnolia	x
Southern Magnolia	9	661	Average Health	Magnolia	x
Southern Magnolia	10	662	Average Health	Magnolia	x
Southern Magnolia	7	663	Average Health	Magnolia	x
Southern Magnolia	9	664	Average Health	Magnolia	x
Southern Magnolia	7	665	Average Health	Magnolia	x
Southern Magnolia	9	666	Average Health	Magnolia	x
Southern Magnolia	13	667	Average Health	Magnolia	x
Southern Magnolia	11	668	Average Health	Magnolia	x
Southern Magnolia	10	669	Average Health	Magnolia	x
Southern Magnolia	8	673	Average Health	Magnolia	x
Southern Magnolia	10	674	Average Health	Magnolia	x

Southern Magnolia	10	677	Average Health	Magnolia	x
Southern Magnolia	9	680	Average Health	Magnolia	x
Southern Magnolia	12	681	Average Health	Magnolia	x
Southern Magnolia	12	682	Average Health	Magnolia	x
Southern Magnolia	12	683	Average Health	Magnolia	x
Southern Magnolia	10	684	Average Health	Magnolia	x
Southern Magnolia	12	685	Average Health	Magnolia	x
Southern Magnolia	12	686	Average Health	Magnolia	x
Southern Magnolia	12	687	Average Health	Magnolia	x
Southern Magnolia	14	688	Average Health	Magnolia	x
Southern Magnolia	10	689	Average Health	Magnolia	x
Southern Magnolia	14	690	Average Health	Magnolia	x
Southern Magnolia	9	691	Average Health	Magnolia	x
Southern Magnolia	12	692	Average Health	Magnolia	x
Southern Magnolia	8	693	Average Health	Magnolia	x
Southern Magnolia	12	694	Average Health	Magnolia	x
Southern Magnolia	14	695	Average Health	Magnolia	x
Southern Magnolia	12	696	Average Health	Magnolia	x
Southern Magnolia	12	697	Average Health	Magnolia	x
Southern Magnolia	10	698	Average Health	Magnolia	x
Southern Magnolia	9	699	Average Health	Magnolia	x
Southern Magnolia	9	700	Average Health	Magnolia	x
Southern Magnolia	11	701	Average Health	Magnolia	x
Southern Magnolia	14	702	Average Health	Magnolia	x
Southern Magnolia	11	703	Average Health	Magnolia	x
Southern Magnolia	11	704	Average Health	Magnolia	x
Southern Magnolia	12	705	Average Health	Magnolia	x
Southern Magnolia	8	706	Average Health	Magnolia	x
Southern Magnolia	8	707	Average Health	Magnolia	x
Southern Magnolia	8	708	Average Health	Magnolia	x
Southern Magnolia	11	709	Average Health	Magnolia	x
Southern Magnolia	7	710	Average Health	Magnolia	x
Southern Magnolia	9	711	Average Health	Magnolia	x
Southern Magnolia	6	712	Average Health	Magnolia	x
Southern Magnolia	6	713	Average Health	Magnolia	x
Southern Magnolia	5	714	Average Health	Magnolia	x
Southern Magnolia	9	715	Average Health	Magnolia	x
Southern Magnolia	9	716	Average Health	Magnolia	x
Southern Magnolia	5	717	Average Health	Magnolia	x
Southern Magnolia	9	718	Average Health	Magnolia	x
Southern Magnolia	7	719	Average Health	Magnolia	x
Southern Magnolia	7	720	Average Health	Magnolia	x
Southern Magnolia	4	721	Average Health	Magnolia	x
Southern Magnolia	5	722	Average Health	Magnolia	x

Southern Magnolia	4	725	Average Health	Magnolia	x
Southern Magnolia	8	726	Average Health	Magnolia	x
Southern Magnolia	4	727	Average Health	Magnolia	x
Southern Magnolia	7	732	Average Health	Magnolia	x
Southern Magnolia	5	734	Average Health	Magnolia	x
Southern Magnolia	9	738	Average Health	Magnolia	x
Southern Magnolia	9	739	Average Health	Magnolia	x
Southern Magnolia	11	740	Average Health	Magnolia	x
Southern Magnolia	4	742	Average Health	Magnolia	x
Southern Magnolia	10	744	Average Health	Magnolia	x
Southern Magnolia	9	745	Average Health	Magnolia	x
Southern Magnolia	9	746	Average Health	Magnolia	x
Southern Magnolia	9	747	Average Health	Magnolia	x
Southern Magnolia	10	748	Average Health	Magnolia	x
Southern Magnolia	10	749	Average Health	Magnolia	x
Southern Magnolia	12	750	Average Health	Magnolia	x
Southern Magnolia	10	751	Average Health	Magnolia	x
Southern Magnolia	10	752	Average Health	Magnolia	x
Southern Magnolia	5	753	Average Health	Magnolia	x
Southern Magnolia	8	754	Average Health	Magnolia	x
Southern Magnolia	10	755	Average Health	Magnolia	x
Southern Magnolia	19	757	Average Health	Magnolia	x
Southern Magnolia	16	770	Average Health	Magnolia	x
Southern Magnolia	12	774	Average Health	Magnolia	x
Southern Magnolia	14	833	Average Health	Magnolia	x
Southern Magnolia	10	836	Average Health	Magnolia	x
Southern Magnolia	25	839	Average Health	Magnolia	x

Total for Average Health: 101

Fair Health : Southern Magnolia

Southern Magnolia	7	525	Fair Health	Magnolia	x
Southern Magnolia	11	670	Fair Health	Magnolia	x
Southern Magnolia	11	671	Fair Health	Magnolia	x
Southern Magnolia	10	672	Fair Health	Magnolia	x
Southern Magnolia	10	675	Fair Health	Magnolia	x
Southern Magnolia	10	676	Fair Health	Magnolia	x
Southern Magnolia	6	678	Fair Health	Magnolia	x
Southern Magnolia	8	679	Fair Health	Magnolia	x
Southern Magnolia	6	723	Fair Health	Magnolia	x
Southern Magnolia	4	724	Fair Health	Magnolia	x
Southern Magnolia	6	728	Fair Health	Magnolia	x
Southern Magnolia	10	729	Fair Health	Magnolia	x
Southern Magnolia	5	731	Fair Health	Magnolia	x

Southern Magnolia	6	733	Fair Health	Magnolia	x
Southern Magnolia	5	736	Fair Health	Magnolia	x
Southern Magnolia	6	737	Fair Health	Magnolia	x

Total for Fair Health: 16

Total for Southern Magnolia: 117

Sycamore

Common_name	diameter	tag	health_desc	genus	varitey
-------------	----------	-----	-------------	-------	---------

Average Health : Sycamore

Sycamore	4	741	Average Health	Platanus	platanaceae
----------	---	-----	----------------	----------	-------------

Total for Average Health: 1

Total for Sycamore: 1

Tree-of-Heaven

Common_name	diameter	tag	health_desc	genus	varitey
-------------	----------	-----	-------------	-------	---------

Average Health : Tree-of-Heaven

Tree-of-Heaven	15	429	Average Health	Ailanthus	x
Tree-of-Heaven	14	430	Average Health	Ailanthus	x
Tree-of-Heaven	12	431	Average Health	Ailanthus	x
Tree-of-Heaven	14	432	Average Health	Ailanthus	x
Tree-of-Heaven	12	433	Average Health	Ailanthus	x
Tree-of-Heaven	15	434	Average Health	Ailanthus	x
Tree-of-Heaven	13	435	Average Health	Ailanthus	x
Tree-of-Heaven	13	439	Average Health	Ailanthus	x
Tree-of-Heaven	12	444	Average Health	Ailanthus	x
Tree-of-Heaven	12	456	Average Health	Ailanthus	x
Tree-of-Heaven	12	457	Average Health	Ailanthus	x
Tree-of-Heaven	17	461	Average Health	Ailanthus	x
Tree-of-Heaven	15	462	Average Health	Ailanthus	x
Tree-of-Heaven	10	463	Average Health	Ailanthus	x
Tree-of-Heaven	4	478	Average Health	Ailanthus	x
Tree-of-Heaven	6	479	Average Health	Ailanthus	x
Tree-of-Heaven	10	489	Average Health	Ailanthus	x
Tree-of-Heaven	9	490	Average Health	Ailanthus	x
Tree-of-Heaven	17	491	Average Health	Ailanthus	x
Tree-of-Heaven	9	492	Average Health	Ailanthus	x

Tree-of-Heaven	10	493	Average Health	Ailanthus	x
Tree-of-Heaven	11	494	Average Health	Ailanthus	x
Tree-of-Heaven	17	507	Average Health	Ailanthus	x
Tree-of-Heaven	17	512	Average Health	Ailanthus	x
Tree-of-Heaven	15	588	Average Health	Ailanthus	x
Tree-of-Heaven	6	873	Average Health	Ailanthus	x

Total for Average Health: 26

Total for Tree-of-Heaven: 26

	Moderate Suitability	Poor Suitability	Total
Acacia	1	0	1
Ash	47	21	68
Australian Willow	2	0	2
Camphor	24	8	32
Chinese Elm	9	0	9
Crape Myrtle	46	0	46
Eucalyptus	102	18	120
Evergreen Pear	9	0	9
Ginko	4	0	4
Hackberry	1	0	1
Locust	10	5	15
Oak	9	0	9
Olive	13	1	14
Pear	9	0	9
Pine	39	0	39
Pistache	2	0	2
Podocarpus	10	0	10
Privet	12	0	12
Redwood	41	0	41
Southern Magnolia	101	16	117
Sycamore	1	0	1
Tree-of-Heaven	26	0	26
Total	518	69	587

12/22/2012

	Average Health	Fair Health	Poor Health	Total
Acacia	1	0	0	1
Ash	47	21	0	68
Australian Willow	2	0	0	2
Camphor	24	7	1	32
Chinese Elm	9	0	0	9
Crape Myrtle	46	0	0	46
Eucalyptus	102	18	0	120
Evergreen Pear	9	0	0	9
Ginko	4	0	0	4
Hackberry	1	0	0	1
Locust	10	4	1	15
Oak	9	0	0	9
Olive	13	1	0	14
Pear	9	0	0	9
Pine	39	0	0	39
Pistache	2	0	0	2
Podocarpus	10	0	0	10
Privet	12	0	0	12
Redwood	41	0	0	41
Southern Magnolia	101	16	0	117
Sycamore	1	0	0	1
Tree-of-Heaven	26	0	0	26
Total	518	67	2	587

12/22/2012



Beechwood Ave

N Redwood Ave

N Baywood Ave

N Clover Ave

Daniel Way

Forest Ave

Stevens Creek Blvd

N Monroe St

S Daniel Way

Market-Rw

© 2012 Google

Google earth

Imagery Date: 10/31/2011 1993

37°19'30.62" N 121°56'44.57" W elev 127 ft

Eye alt 2503 ft

DSC00853



DSC00854



DSC00855



DSC00856



DSC00857



DSC00858



DSC00859



DSC00860



DSC00861



DSC00862



DSC00863



DSC00864



DSC00865



DSC00867



DSC00868



DSC00869



DSC00870



DSC00871




DSC00872



DSC00873



DSC00874



DSC00875



DSC00876



DSC00877



DSC00878




DSC00879



DSC00880



DSC00881



DSC00882



DSC00883



DSC00884



DSC00885



DSC00886



DSC00887



DSC00888



DSC00889



DSC00890



IMG_0001 (3)



IMG_0001



IMG_0002 (2)



IMG_0002



IMG_0003 (1)



IMG_0003



IMG_0004



IMG_0005



IMG_0006



IMG_0007



IMG_0008



IMG_0009



IMG_0010

