

PHASE II ENVIRONMENTAL SITE ASSESSMENT REPORT

Page Street Properties

Prepared for: Charities Housing

Client Ref: 102.01358.00009

May 2018



Page Street Properties

Prepared for:

Charities Housing

329, 341, and 353 Page Street
San Jose CA, 95126

This document has been prepared by SLR International Corporation. The material and data in this report were prepared under the supervision and direction of the undersigned.



Perth Silvers
Staff Scientist



Hugo Vazquez
Project Engineer

CONTENTS

- 1. INTRODUCTION 1**
 - 1.1 Definitions 1
- 2. BACKGROUND 2**
- 3. SCOPE OF WORK 4**
- 4. ENVIRONMENTAL SITE ASSESSMENT ACTIVITIES 5**
 - 4.1 Former Agricultural Use 5
 - 4.2 Lead-based Paint 5
- 5. ANALYTICAL RESULTS 6**
 - 5.1 Former Agriculture Use: Arsenic and Pesticide Analytical Results 6
 - 5.2 Lead-Based Paint: Lead in the Soil Analytical Results 6
- 6. CONCLUSIONS 7**
- 7. REFERENCES 8**

FIGURES

- Figure 1 Site Overview
- Figure 2 Summary of Sample Locations and Analytical Results
- Figure 3 Recommended Areas of Excavation

TABLES

- Table 1 Summary of Arsenic and Pesticides Detections Part 1
- Table 2 Summary of Arsenic and Pesticides Detections Part 2
- Table 3 Summary of Lead Detections

APPENDICES

- Appendix A Full Analytical Results and Original Lab Report

1. INTRODUCTION

SLR International Corporation (SLR) is pleased to submit this Phase II Environmental Site Assessment Report for the properties located at 329, 341, and 353 Page Street San Jose, California (Site) (Figure 1). This work was performed for Charities Housing, who is considering the redevelopment of the property to remove current residences and replace them with higher occupancy residences. The purpose of the Phase II assessment activities was to evaluate the soil quality at the Site based on potential impacts from recognized environmental conditions (RECs) identified during the completion of our Phase I Report. Since groundwater underneath the Site is reportedly at a depth of greater than 40 feet below surface and since no apparent sources of potentially impacting groundwater to this depth were identified during the Phase I assessment, the presented Phase II investigation focused primarily on on-Site soil quality.

1.1 DEFINITIONS

The ASTM Practice defines a REC as:

“...the presence or likely presence of any hazardous substances or petroleum products in, on, or at a property due to release to the environment; under conditions indicative of a release to the environment or under conditions that pose a material threat of future release. De minimis conditions are not recognized environmental conditions.”

De minimis conditions are defined as “conditions that generally do not present a threat to human health or the environment and that generally would not be subject of an enforcement action if brought to the attention of appropriate governmental agencies.”

The ASTM Practice defines a HREC as:

“...a past release of any hazardous substances or petroleum products that have occurred in connection with the property and has been addressed to the satisfaction of the applicable regulatory authority or meeting unrestricted use criteria established by a regulatory authority, without subjecting the property to any required controls...”

The ASTM Practice defines a CREC as:

“...a recognized environmental condition resulting from a past release of hazardous substances or petroleum products that has been addressed to the satisfaction of the applicable regulatory authority, with hazardous substances or petroleum products allowed to remain in place subject to the implementation of required controls (for example, property use restrictions, activity and use limitations, institutional controls, or engineering controls...)”

2. BACKGROUND

SLR completed Phase I ESA Reports for 329, 341, and 353 during January 2017. The Phase I ESAs were performed in general conformance with the scope and limitations of ASTM Practice E1527-13.

The earliest sources researched show that all properties within the Site were predominantly developed for agricultural purposes from at least 1900's through possibly the 1920's. The Site is located in a predominately commercial and residential area in midtown in the City of San Jose, California (see Figure 1).

329 Page Street consists of approximately 0.23 acres of land, developed with a single family home and a storage unit. The single family home (house) located on the east part of the property is divided into two separate apartment units that are currently rented. This building has an outside basement. The storage unit is located west of the house and it is divided into two storage units that are currently used by one of the apartment tenants as photograph and art studios. Based on aerial photographs and historical Sanborn maps it appears that besides the house, two small building structures were present on the 329 Page Street property. One of the small building structures was located on the northwest corner of 329 Page Street and the other in the middle of 329 Page Street. It appears that between 1915 and 1963 both small building structures were removed and the current storage units were built.

341 Page Street consists of an approximately 0.25 acres of land, developed with a two story single family home, a secondary residential unit and a storage unit. The two story single family home (main house) located on the east part of the property is currently vacant and has its windows and doors boarded up. The secondary residential unit located west of the main house served as a single family home and appears to be recently vacated. A partially covered garage and storage building is located at the west end of the property.

353 Page Street consists of approximately 0.20 acres of land, developed a single family home, a secondary residential unit and a garage/storage unit. The single family home located on the east part of the property was divided into three separate small units or apartments that are currently rented. The secondary residential unit located on the west part of the property serves as a single family home occupied by tenants. In between these two buildings there is a garage that has been divided in to two separate storage units. Based on aerial photographs and historical Sanborn maps it appears that 341 Page Street was once part of a bigger lot that also encompassed the neighboring property to the south (353 Page Street). It appears that between 1915 and 1950 the lot was divided in two and the south lot was developed. The historical photographs and maps appeared to show the same location and type of buildings that currently exist at the 341 and 353 Page Street properties.

Based on the sources researched it appears that previous owners of the property engaged in activities that likely required the use of hazardous materials, such as agricultural application of pesticides. The Site and surrounding areas were used for agricultural purposes for several decades indicated on the historic Sanborn and topographic maps. During the course of agricultural use, pesticides, such as DDT, likely were applied to crops in the normal course of farming operations. There is no indication of any uncontrolled release of pesticides to the Site.

Recognized Environmental Conditions (RECs)

The Phase I has revealed the following past uses of the Site that were identified as RECs. These past uses may have been associated with hazardous materials that may have impacted the Site. The identified RECs include:

- Former Agricultural Use - The potential presence of chemical pesticides and/or insecticides may be present in the soil at the Subject Property and is considered a REC.
- Lead-Based Paint – Due to the age of the buildings, lead-based paint is likely present. Lead-based paint over time may have flaked and impacted the surrounding soil.

Historical Recognized Environmental Conditions (HRECs)

The Phase I assessment by SLR revealed no direct evidence of historical recognized environmental conditions.

Controlled Recognized Environmental Conditions (CRECs)

The Phase I assessment by SLR revealed no direct evidence of controlled recognized environmental conditions.

3. SCOPE OF WORK

The scope of work for the Phase II Site Assessment Activities changed during the course of this project. The initial phase of sampling included the following:

- Collection and analysis of 24 near-surface soil samples to assess potential impacts from lead-based paint.
- Collection and analysis of 12 near-surface soil samples to evaluate potential impacts from historic agricultural site use.

Analytical laboratory results from these samples showed impacts of lead and arsenic across much of the surface of the site. In order to determine the extent of contamination and develop a site conceptual model SLR determined a second phase of sampling was necessary. As a result SLR took samples from soil borings from the surface of the Site up to 5 feet below ground surface (bgs). A total of 93 samples were taken from the site as part of this phase of sampling. Of these, 65 samples were analyzed for lead, arsenic, and/or pesticides.

- All 65 Samples were analyzed for Lead
- 18 Samples were analyzed for Arsenic
- 10 Samples were analyzed for Pesticides

4. ENVIRONMENTAL SITE ASSESSMENT ACTIVITIES

To evaluate soil quality and potential impacts to soil from REC's identified during the Phase I ESA at the Site; SLR collected thirty-six near-surface soil samples on February 14, 2018. The samples from the first phase of sampling were collected from the natural ground surface to a depth of approximately ½ foot using hand-sampling equipment. Based on the analytical results of these samples SLR determined that additional samples were needed to delineate the extent of contamination at the site. On April 5, 2018 SLR took 93 soils samples ranging in depth from the surface of Site to 5 feet bgs. Samples from the secondary phase of sampling were collected using a combination of a borings from a drill rig and soil from hand augers. Sample locations were chosen based on the results of initial phase of sampling and sample locations were adjusted based on site constraints including the locations of utilities.

4.1 FORMER AGRICULTURAL USE

To screen the Site for potential impacts to soil from former agricultural activities, twelve soil samples (PG-AS-01 through PG-AS-12) were taken for the initial phase of sampling from randomly selected locations across the Site. For sample locations please refer to Figure 2. On April 5, 2018 samples collected and analyzed for Arsenic and pesticides were used to delineate impacts to the soil from former agricultural activities (Table 2).

Soil samples taken to assess impact from former agricultural use were analyzed at a state-certified laboratory for organochlorine pesticides (EPA Test Method 8081) and arsenic (EPA Test Method 6010B). Analytical results are presented in Tables 1 and 2 in section 5. Copies of the detailed laboratory reports are attached in Appendix A.

4.2 LEAD-BASED PAINT

To evaluate the current soil quality near buildings for potential lead-based paint impact, a total of twenty-four soil samples were initially collected at random locations near the exterior walls of buildings adjacent to soil at the Site. On April 5, 2018 samples collected and analyzed for lead were used to delineate impacts to soil from lead based paint.

All soil samples collected and analyzed for lead were used to delineate impacts to soil from lead-based paint. All samples were analyzed at a California state-certified laboratory for lead by EPA Test Method 6010B. Analytical results are presented in Table 2. Copies of the detailed laboratory reports are attached in Appendix A.

5. ANALYTICAL RESULTS

5.1 FORMER AGRICULTURE USE: ARSENIC AND PESTICIDE ANALYTICAL RESULTS

Analysis of the twelve initial surface soil samples revealed the presence of arsenic, chlordane, and toxaphene in exceedance of California residential environmental screening levels (ESLs). The SF Bay Area Regional Water Quality Control Board (RWQCB) states that background levels of Arsenic in soils in San Jose are in the range of about 11 mg/kg¹. Overall the majority of surface samples were above this range. Generally, regulatory agencies do not require cleanup below natural background concentrations. Additionally, chlordane was found in exceedance of its ESL in samples PG-AS-01, PG-AS-03, and PG-AS-04. Toxaphene was found in exceedance of the regulatory standard in sample PG-AS-02. Results from the initial round of sampling are shown in Table 1.

Analysis of the secondary samples better characterized the distribution of contaminated and clean patches of soil at the site. Some surface samples contained arsenic below the regulatory limit while samples from other areas showed exceedances of the regulatory limit from the surface to as deep as 4 feet bgs. Based on analytical results only a small portion of the site is thought to contain arsenic and lead in exceedance of the regulatory standard to 4ft bgs. A greater portion of the site has levels of arsenic and lead areas of the Site that have arsenic exceedances tend to be collocated with lead and extend to the same depth as lead contamination. Results from the secondary round of sampling are presented in Table 2.

5.2 LEAD-BASED PAINT: LEAD IN THE SOIL ANALYTICAL RESULTS

Laboratory analysis of the initial surface soil samples detected levels of lead in exceedance of the residential regulatory limit of 80 mg/kg in all samples analyzed except for sample PG-PB-24. Laboratory analysis of the secondary soil samples taken a varying depth indicated that the majority of the unpaved portion of the site contains lead above the regulatory limit up to 2ft bgs. One location, where samples PG2-PBAS1-01, PG2-PBAS1-23, and PG2-PBAS1-45 were taken, were contaminated to 4ft bgs.

¹ Dylan J. Duverge, 2011, Establishing Background Arsenic in the Soil of the Urbanized San Francisco Bay Region. Thesis Master of Science in Geoscience, San Francisco State University.

6. CONCLUSIONS

To evaluate soil quality and potential impacts to soil from REC's identified during the Phase I ESA at the Site, a total of 129 soil samples were collected and analyzed for select chemicals of concern including arsenic, lead, and various pesticides.

Laboratory analysis of the initial phase of soil samples collected detected significant impacts from Arsenic, Chlordane, Toxaphene, and Lead. Other pesticide analytes such as 4,4-DDD, 4,4-DDE, and 4,4-DDT, Dieldrin, Endosulfan I, Heptachlor, and Heptachlor Epoxide were detected at levels below the regulatory limit for residential areas during the initial phase of sampling. Arsenic was detected in concentrations in exceedance of the SF Bay Area RWQCB background level except samples PG-AS-06, PG-AS-08, PG-AS-11, and PG-AS-12.

Based on the results of laboratory analysis from soil samples taken from various locations during the first phase of sampling, SLR recommended a second phase of sampling to delineate the extent of arsenic, lead, and pesticide contamination.

The second phase of sampling involved taking samples at depths up to 5ft bgs. The results from both rounds of sampling generally show lead contamination near all buildings at the site in unpaved areas with one exception (sample PG2-PB36-01). Arsenic is found in samples from the site is generally collocated with lead. A limited amount of samples were analyzed for pesticides in the second phase of sampling. Only one sample (PG2-PBAS5-01) was found to contain pesticides above the regulatory limit during the second phase of sampling.

According to the results of laboratory analyses from both phases of sampling, much of the site is impacted with a combination of lead, arsenic, and pesticides. As a result, SLR recommends excavating all impacted soil from the Site before initiating construction of new buildings. Areas recommended for excavation are shown in Figure 3.

Removal work should be performed by a CA-licensed hazardous waste contractor under the supervision of a Professional Geologist or Engineer. Dust control measures and dust monitoring should be implemented at the Site during demolition, removal of current site structures, and excavation of impacted soil to mitigate impact to human health. Confirmation samples should be taken after soil has been removed to determine if additional excavation is necessary to remove impacted soil. Impacted soil will be stockpiled at the site during field activities. Impacted soil stockpiles should be removed from the Site and disposed of in a manner consistent with DTSC regulations. A report detailing the excavation, removal, and disposal of contaminated soils should be prepared and submitted to California Department of Environmental Protection (Cal EPA) after completion of field activities.

This report will be used as part of the preliminary endangerment assessment process by DTSC so that a no further action letter can be issued for the Site.

7. REFERENCES

- Department of Toxic Substances Control (DTSC), Human and Ecological Risk Office (HERO). 2018. Human Health Risk Assessment (HHRA) Note Number 3 DTSC-modified Screening Levels (DTSC-SLs). February 2018.
- Dylan J. Duverge, 2011, Establishing Background Arsenic in the Soil of the Urbanized San Francisco Bay Region. Thesis Master of Science in Geoscience, San Francisco State University.
- Regional Water Quality Control Board (RWQCB) San Francisco Bay Region, 2013. User's Guide: Derivation and Application of Environmental Screening Levels, Environmental Screening Levels–Interim Final February 2016. February 2016.
- SLR International Corporation, 2017. Phase I Environmental Assessment Report, 329 Page St. San Jose, CA. January 2017.
- SLR International Corporation, 2017. Phase I Environmental Assessment Report, 341 Page St. San Jose, CA. January 2017.
- SLR International Corporation, 2017. Phase I Environmental Assessment Report, 353 Page St. San Jose, CA. January

LIMITATIONS

The services described in this work product were performed in accordance with generally accepted professional consulting principles and practices. No other representations or warranties, expressed or implied, are made. These services were performed consistent with our agreement with our client. This work product is intended solely for the use and information of our client unless otherwise noted. Any reliance on this work product by a third party is at such party's sole risk.

Opinions and recommendations contained in this work product are based on conditions that existed at the time the services were performed and are intended only for the client, purposes, locations, time frames, and project parameters indicated. The data reported and the findings, observations, and conclusions expressed are limited by the scope of work. We are not responsible for the impacts of any changes in environmental standards, practices, or regulations subsequent to performance of services. We do not warrant the accuracy of information supplied by others, or the use of segregated portions of this work product.

The purpose of an environmental assessment is to reasonably evaluate the potential for, or actual impact of, past practices on a given site area. In performing an environmental assessment, it is understood that a balance must be struck between a reasonable inquiry into the environmental issues and an appropriate level of analysis for each conceivable issue of potential concern. The following paragraphs discuss the assumptions and parameters under which such an opinion is rendered.

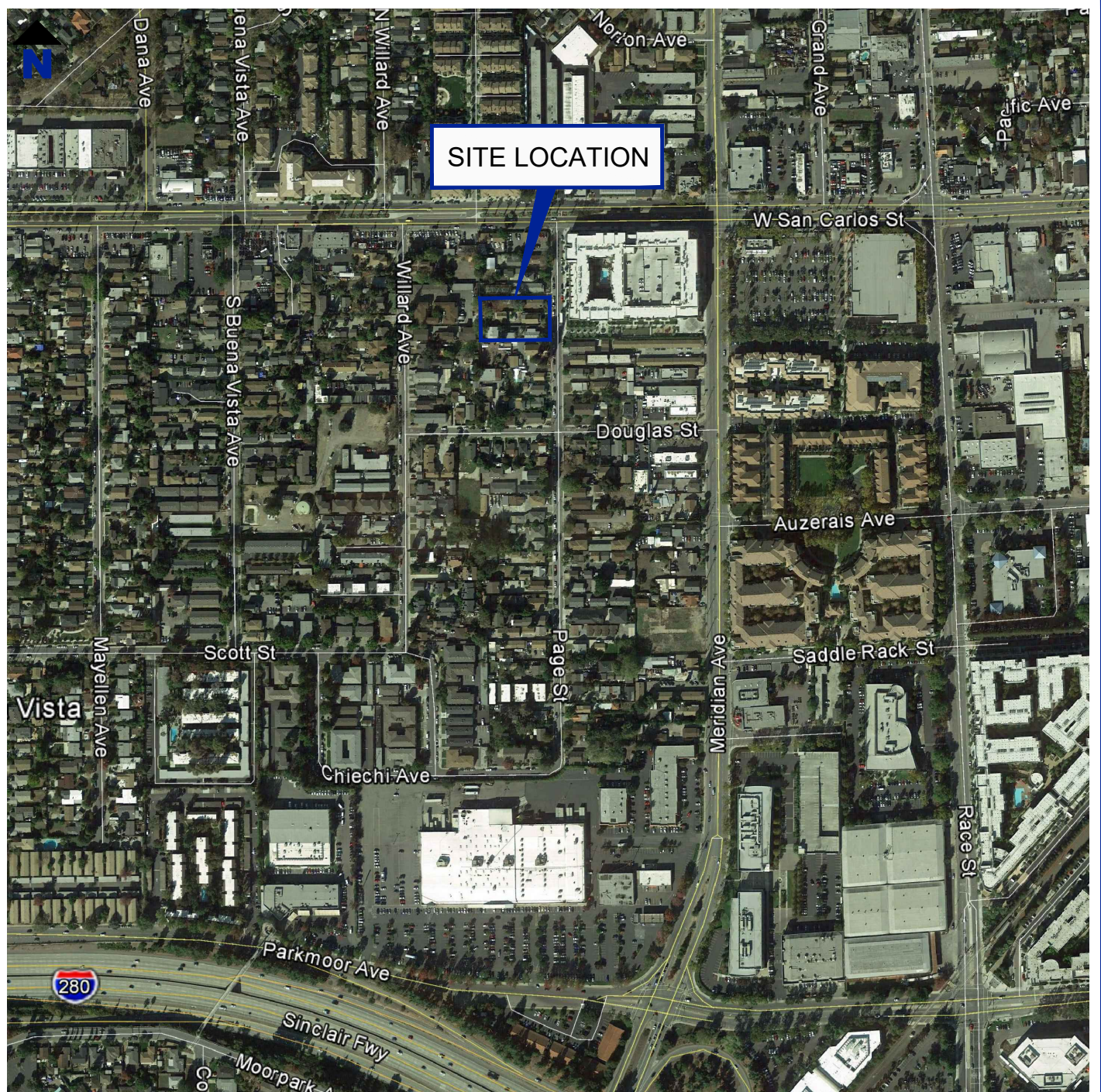
No investigation can be thorough enough to exclude the presence of hazardous materials at a given site. If hazardous conditions have not been identified during the assessment, such a finding should not therefore be construed as a guarantee of the absence of such materials on the site, but rather as the result of the services performed within the scope, practical limitations, and cost of the work performed.

Environmental conditions that are not apparent may exist at the site. Our professional opinions are based in part on interpretation of data from a limited number of discrete sampling locations and therefore may not be representative of the actual overall site environmental conditions.

The passage of time, manifestation of latent conditions, or occurrence of future events may require further study at the site, analysis of the data, and/or reevaluation of the findings, observations, and conclusions in the work product.

This work product presents professional opinions and findings of a scientific and technical nature. The work product shall not be construed to offer legal opinion or representations as to the requirements of, nor the compliance with, environmental laws rules, regulations, or policies of federal, state or local governmental agencies.

FIGURES



REFERENCED FROM : GOOGLE EARTH PRO

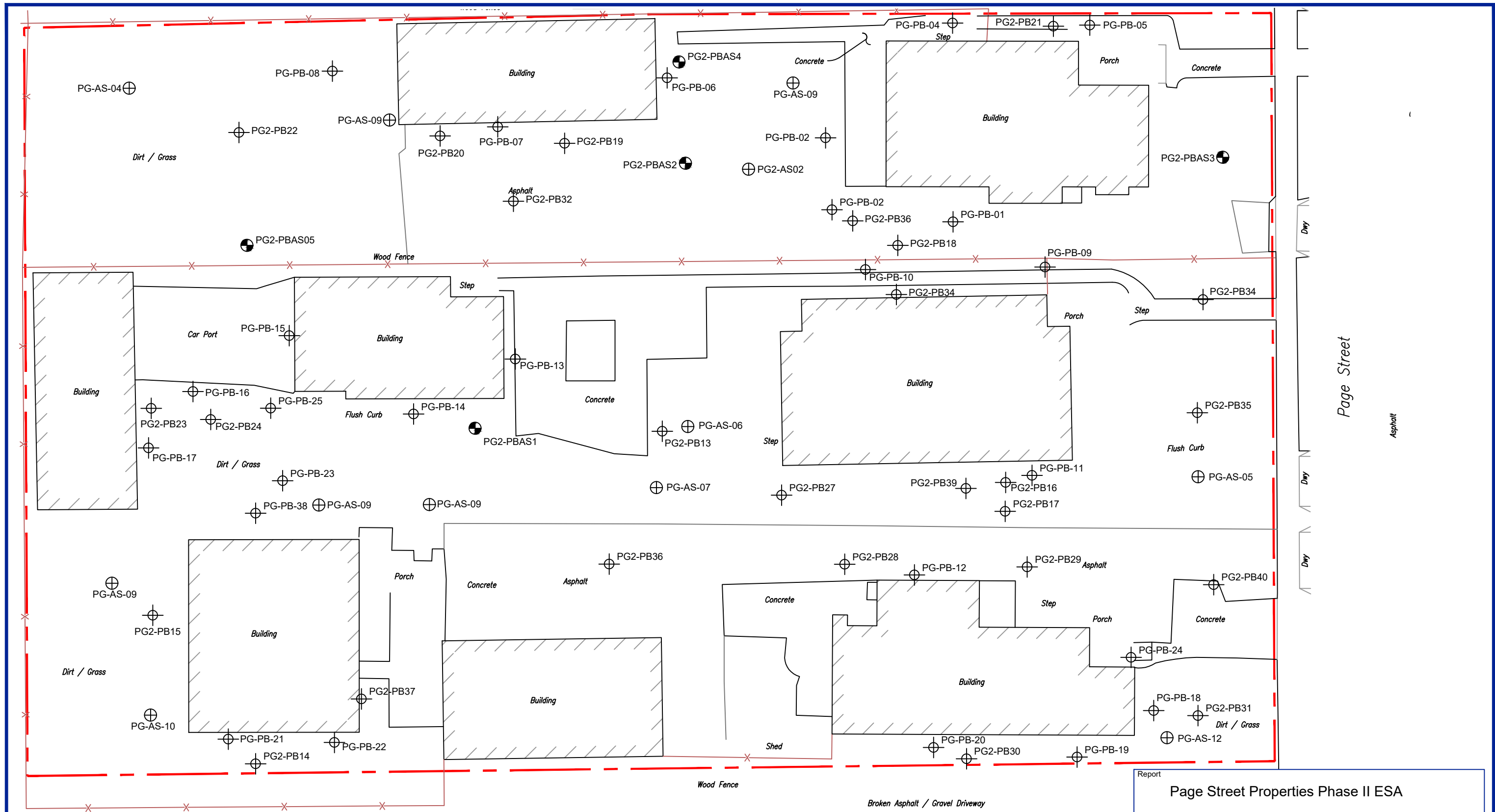
SCALE 1:50,000



THIS DRAWING IS FOR CONCEPTUAL PURPOSES ONLY. ACTUAL LOCATIONS MAY VARY AND NOT ALL STRUCTURES ARE SHOWN.



Report	Page Street Properties Phase II ESA		
Drawing	Vicinity Map		
Date	January 23, 2017	Scale	AS SHOWN
File Name	Page_Street_Prop	Project No.	102.01358.00003
		Fig. No.	1



LEGEND

- PROPERTY BOUNDARY
- PG-PB-01 SOIL SAMPLE ANALYZED FOR LEAD
- PG-AS-01 SOIL SAMPLE ANALYZED FOR PESTICIDES AND ARSENIC
- PG2-PAS-01 SOIL SAMPLE ANALYZED FOR LEAD, PESTICIDES AND ARSENIC

NOTES

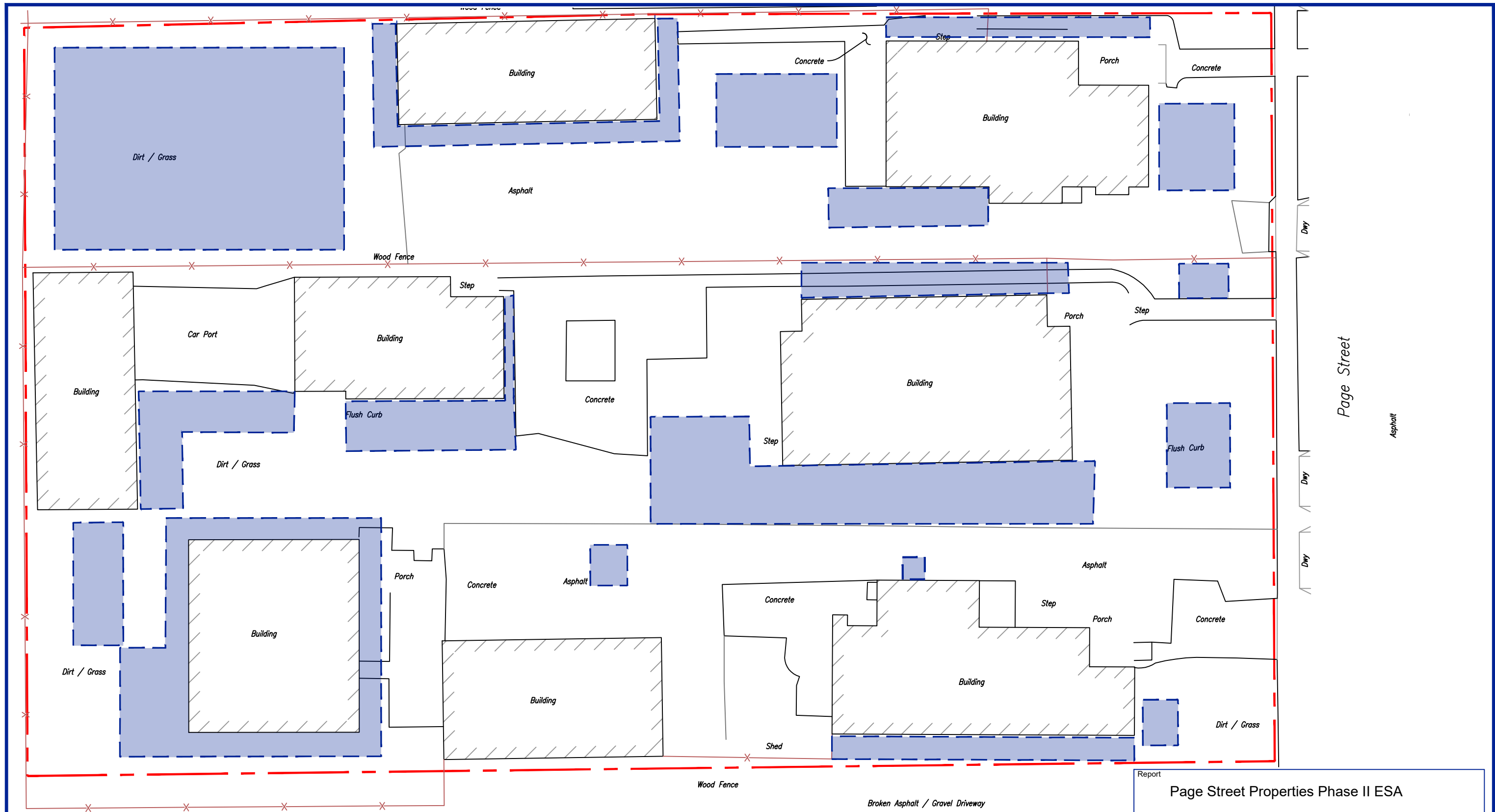
SOIL BORING LOCATIONS WITH A PG2 IN THEIR NAME HAVE SOIL SAMPLES COLLECTED AT DIFFERENT DEPTHS.
ALL LOCATIONS ARE APPROXIMATE.

Report
Page Street Properties Phase II ESA

Drawing
Site Plan Showing Soil Sample Locations

Date April 17, 2018 Scale AS SHOWN Fig. No. 2
File Name Page St Sample Locations-3 Project No. 102.01358.00009





LEGEND

- PROPERTY BOUNDARY
- AREAS OF EXCAVATION TO 1 FOOT BELOW GRADE

NOTES

EXCAVATION AREAS BOUNDARY WAS DETERMINED BASED ON SOIL SAMPLES COLLECTED SHOWN IN FIGURE 2. DURING EXCAVATION ACTIVITIES CONFIRMATION SAMPLES MUST HAVE TO BE COLLECTED TO EVALUATE THE NEED OF OVER EXCAVATION AT EACH LOCATION.
 ALL LOCATIONS ARE APPROXIMATE.

Report
Page Street Properties Phase II ESA

Drawing
Site Plan Showing Areas of Excavation

Date April 17, 2018	Scale AS SHOWN	Fig. No. 3
File Name Page St Sample Locations-3	Project No. 102.01358.00009	



TABLES

**Table 1 - Page Street - Phase II ESA
Summary of Arsenic and Pesticides Detections - Part 1**

Sample ID	Date	Lead (mg/kg)	Arsenic (mg/kg)	4,4-DDD (mg/kg)	4,4-DDE (mg/kg)	4,4-DDT (mg/kg)	Dieldrin (mg/kg)	ENDOSULFAN I	Heptachlor (mg/kg)	Heptachlor Epoxide (mg/kg)	Chlordane(mg/kg)	Toxaphene (mg/kg)
PG-PB-01	2/14/2018	311 J5	NA	NA	NA	NA	NA	NA	NA	NA	NA	NA
PG-PB-02	2/14/2018	123	NA	NA	NA	NA	NA	NA	NA	NA	NA	NA
PG-PB-03	2/14/2018	177	NA	NA	NA	NA	NA	NA	NA	NA	NA	NA
PG-PB-04	2/14/2018	385	NA	NA	NA	NA	NA	NA	NA	NA	NA	NA
PG-PB-05	2/14/2018	554	NA	NA	NA	NA	NA	NA	NA	NA	NA	NA
PG-PB-06	2/14/2018	318	NA	NA	NA	NA	NA	NA	NA	NA	NA	NA
PG-PB-07	2/14/2018	805	NA	NA	NA	NA	NA	NA	NA	NA	NA	NA
PG-PB-08	2/14/2018	462	NA	NA	NA	NA	NA	NA	NA	NA	NA	NA
PG-PB-09	2/14/2018	263	NA	NA	NA	NA	NA	NA	NA	NA	NA	NA
PG-PB-10	2/14/2018	5950	NA	NA	NA	NA	NA	NA	NA	NA	NA	NA
PG-PB-11	2/14/2018	6530	NA	NA	NA	NA	NA	NA	NA	NA	NA	NA
PG-PB-12	2/14/2018	1350	NA	NA	NA	NA	NA	NA	NA	NA	NA	NA
PG-PB-13	2/14/2018	529	NA	NA	NA	NA	NA	NA	NA	NA	NA	NA
PG-PB-14	2/14/2018	103	NA	NA	NA	NA	NA	NA	NA	NA	NA	NA
PG-PB-15	2/14/2018	321	NA	NA	NA	NA	NA	NA	NA	NA	NA	NA
PG-PB-16	2/14/2018	784	NA	NA	NA	NA	NA	NA	NA	NA	NA	NA
PG-PB-17	2/14/2018	155	NA	NA	NA	NA	NA	NA	NA	NA	NA	NA
PG-PB-18	2/14/2018	120	NA	NA	NA	NA	NA	NA	NA	NA	NA	NA
PG-PB-19	2/14/2018	213	NA	NA	NA	NA	NA	NA	NA	NA	NA	NA
PG-PB-20	2/14/2018	1830	NA	NA	NA	NA	NA	NA	NA	NA	NA	NA
PG-PB-21	2/14/2018	971 J3 O1 V	NA	NA	NA	NA	NA	NA	NA	NA	NA	NA
PG-PB-22	2/14/2018	417	NA	NA	NA	NA	NA	NA	NA	NA	NA	NA
PG-PB-23	2/14/2018	89.3	NA	NA	NA	NA	NA	NA	NA	NA	NA	NA
PG-PB-24	2/14/2018	29.2	NA	NA	NA	NA	NA	NA	NA	NA	NA	NA
PG-AS-01	2/14/2018	NA	130	0.00594 J	0.231	0.185	ND<0.0001	ND<0.00024	ND<0.000113	0.0148 J	0.522	NDND<0.4
PG-AS-02	2/14/2018	NA	12.8	0.198	0.303	0.259 P	ND<0.000999	ND<0.00024	ND<0.000113	ND<0.000424	ND<0.0438	32.4
PG-AS-03	2/14/2018	NA	107	0.02 J	0.119	0.208	0.0327	ND<0.000236	0.00309 J	0.0171 J P	2.01	NDND<0.4
PG-AS-04	2/14/2018	NA	82.9	0.00766 J	0.0524	0.111	0.0325	0.00389 J	0.00103 J	0.0107 J P	0.546	NDND<0.4
PG-AS-05	2/14/2018	NA	19.7	ND<0.000188	0.0216 J	0.0385	0.0405	ND<0.000245	ND<0.000116	ND<0.000433	0.242	NDND<0.4
PG-AS-06	2/14/2018	NA	9.82	0.00424 J	0.0363	0.0727	0.016	ND<0.00025	0.000309 J	0.00247 J P	0.233 J	NDND<0.4
PG-AS-07	2/14/2018	NA	12.9	0.00526 J	0.00737 J	0.0255	0.00447	ND<0.000234	ND<0.00011	0.0013 J P	0.143 J	NDND<0.4
PG-AS-08	2/14/2018	NA	7.19	0.00127 J	0.000861 J	0.0116 J	0.00167 J	ND<0.000233	0.000192 J	0.000443 J	0.0656 J	NDND<0.4
PG-AS-09	2/14/2018	NA	18.5	0.00587 J	0.0464	0.0791	0.0113	ND<0.000254	ND<0.00012	0.00285 J P	0.274	NDND<0.4
PG-AS-10	2/14/2018	NA	22.6	ND<0.000199	0.0324	0.0367	0.0157	ND<0.00026	ND<0.000123	0.00526 J	0.18 J	NDND<0.4
PG-AS-11	2/14/2018	NA	10.6	0.00901 J	0.135	0.0573	0.00345	ND<0.000251	ND<0.000118	ND<0.000443	0.0762 J	NDND<0.4
PG-AS-12	2/14/2018	NA	6.58	0.00343 J	0.0299	0.0255	0.00314	ND<0.000248	ND<0.000117	0.00111 J P	0.0587 J	NDND<0.4
CA DTSC HERO (mg/kg)		80	0.4	NE	NE	NE	NE	NE	NE	NE	NE	NE
CA Residential ESL (mk/kg)		80	0.067	2.7	1.9	1.9	0.038	420	0.14	0.067	0.48	0.51
SF RWQCB (mg/kg)		NE	11	NE	NE	NE	NE	NE	NE	NE	NE	NE

Notes:

CA DTSC HERO = CA Department of Toxic Substances Control HERO HHRA Note 3 Table 1 Residential Soil SL Non-Cancer Endpoint June 2016

CA Residential ESL = Environmental Screening Levels - Regional Water Quality Control Board (RWQCB), February 2016

All samples taken at surface to 0.5 ft below ground surface

Bold Black indicates detection of analyte

Bold Red indicates exceedance of screening levels

ND ND< = not detectable at or above stated laboratory detection limit

NA = Sample Not analyzed for listed analyte

NE = Not Established

J = the identification of the analyte is acceptable; the report value is an estimate.

J3 = the associated batch QC was outside the established quality control range for precision.

J5 = the sample matrix interfered with the ability to make any accurate determination; spike value is high.

O1 = the analyte failed the method required serial dilution test and/or subsequent post-spike criteria. These failures indicate matrix interference.

P = primary and confirmatory analysis exceeded 40%

V = the sample concentration is too high to evaluate accurate spike recoveries.

**Table 2 - Page Street - Phase II ESA
Summary of Arsenic and Pesticides Detections - Part 2**

Sample ID	Date	Depth (ft)	Lead	Arsenic	Delta BHC	4,4-DDD (mg/kg)	4,4-DDE (mg/kg)	4,4-DDT (mg/kg)	Dieldrin (mg/kg)	ENDRIN	Chlordane (mg/kg)
PG2-PB13-01	4/5/2018	0.5	222	4.63	NA	NA	NA	NA	NA	NA	NA
PG2-PB13-23	4/5/2018	2.5	18.7	6.99	NA	NA	NA	NA	NA	NA	NA
PG2-PB14-23	4/5/2018	2.5	9.72	NA	NA	NA	NA	NA	NA	NA	NA
PG2-PB15-01	4/5/2018	0.5	58.1	11.7	NA	NA	NA	NA	NA	NA	NA
PG2-PB15-23	4/5/2018	2.5	12	5.76	NA	NA	NA	NA	NA	NA	NA
PG2-PB16-01	4/5/2018	0.5	659	NA	NA	NA	NA	NA	NA	NA	NA
PG2-PB17-01	4/5/2018	0.5	361	NA	NA	NA	NA	NA	NA	NA	NA
PG2-PB17-23	4/5/2018	2.5	62.3	NA	NA	NA	NA	NA	NA	NA	NA
PG2-PB18-01	4/5/2018	0.5	25.5	NA	NA	NA	NA	NA	NA	NA	NA
PG2-PB18-23	4/5/2018	2.5	9.7	NA	NA	NA	NA	NA	NA	NA	NA
PG2-PB19-01	4/5/2018	0.5	368	NA	NA	NA	NA	NA	NA	NA	NA
PG2-PB19-23	4/5/2018	2.5	29.8	NA	NA	NA	NA	NA	NA	NA	NA
PG2-PB20-01	4/5/2018	0.5	8.78	NA	NA	NA	NA	NA	NA	NA	NA
PG2-PB20-23	4/5/2018	2.5	10.1	NA	NA	NA	NA	NA	NA	NA	NA
PG2-PB21-01	4/5/2018	0.5	54.9	NA	NA	NA	NA	NA	NA	NA	NA
PG2-PB21-23	4/5/2018	2.5	9.74	NA	NA	NA	NA	NA	NA	NA	NA
PG2-PB22-01	4/5/2018	0.5	95.9	46.6	ND<0.0239	ND<0.0239	0.0018 J	0.00368 J	0.00138 J	ND<0.0239	ND<0.239
PG2-PB22-12	4/5/2018	1.5	13.1	11	ND<0.0292	ND<0.0292	ND<0.0292	ND<0.0292	ND<0.00292	ND<0.0292	ND<0.292
PG2-PB22-23	4/5/2018	2.5	14.7	6.56	ND<0.0227	ND<0.0227	0.000595 J	0.000801 J	0.000282 J	0.000437 J	ND<0.227
PG2-PB23-01	4/5/2018	0.5	593	NA	NA	NA	NA	NA	NA	NA	NA
PG2-PB23-12	4/5/2018	1.5	12.5	NA	NA	NA	NA	NA	NA	NA	NA
PG2-PB24-01	4/5/2018	0.5	92.5	NA	NA	NA	NA	NA	NA	NA	NA
PG2-PB24-23	4/5/2018	2.5	9.83	NA	NA	NA	NA	NA	NA	NA	NA
PG2-PB25-01	4/5/2018	0.5	45.3	NA	NA	NA	NA	NA	NA	NA	NA
PG2-PB25-23	4/5/2018	2.5	9.97	NA	NA	NA	NA	NA	NA	NA	NA
PG2-PB26-01	4/5/2018	0.5	71.7	NA	NA	NA	NA	NA	NA	NA	NA
PG2-PB26-12	4/5/2018	1.5	84.9	NA	NA	NA	NA	NA	NA	NA	NA
PG2-PB26-23	4/5/2018	2.5	11.9	NA	NA	NA	NA	NA	NA	NA	NA
PG2-PB26-34	4/5/2018	3.5	10.2	NA	NA	NA	NA	NA	NA	NA	NA
PG2-PB27-01	4/5/2018	0.5	214	NA	NA	NA	NA	NA	NA	NA	NA
PG2-PB27-23	4/5/2018	2.5	35.4	NA	NA	NA	NA	NA	NA	NA	NA
PG2-PB28-01	4/5/2018	0.5	34.6	NA	NA	NA	NA	NA	NA	NA	NA
PG2-PB28-23	4/5/2018	2.5	10.2	NA	NA	NA	NA	NA	NA	NA	NA
PG2-PB29-01	4/5/2018	0.5	15.8	NA	NA	NA	NA	NA	NA	NA	NA
PG2-PB29-12	4/5/2018	1.5	13.5	NA	NA	NA	NA	NA	NA	NA	NA
PG2-PB29-23	4/5/2018	2.5	9.1	NA	NA	NA	NA	NA	NA	NA	NA
PG2-PB30-01	4/5/2018	0.5	89	NA	NA	NA	NA	NA	NA	NA	NA
PG2-PB30-23	4/5/2018	2.5	11.9	NA	NA	NA	NA	NA	NA	NA	NA
PG2-PB31-01	4/5/2018	0.5	39.2	NA	NA	NA	NA	NA	NA	NA	NA
PG2-PB31-23	4/5/2018	2.5	10.7	NA	NA	NA	NA	NA	NA	NA	NA
PG2-PB32-01	4/5/2018	0.5	25.8	NA	NA	NA	NA	NA	NA	NA	NA
PG2-PB32-23	4/5/2018	2.5	13	NA	NA	NA	NA	NA	NA	NA	NA
PG2-PB33-01	4/5/2018	0.5	130	NA	NA	NA	NA	NA	NA	NA	NA
PG2-PB33-23	4/5/2018	2.5	12	NA	NA	NA	NA	NA	NA	NA	NA
PG2-PB34-01	4/5/2018	0.5	127	NA	NA	NA	NA	NA	NA	NA	NA
PG2-PB34-23	4/5/2018	2.5	13.6	NA	NA	NA	NA	NA	NA	NA	NA
PG2-PB35-01	4/5/2018	0.5	102	NA	NA	NA	NA	NA	NA	NA	NA
PG2-PB35-23	4/5/2018	2.5	12.3	NA	NA	NA	NA	NA	NA	NA	NA
PG2-PB36-01	4/5/2018	0.5	161	NA	NA	NA	NA	NA	NA	NA	NA
PG2-PB36-23	4/5/2018	2.5	14.6	NA	NA	NA	NA	NA	NA	NA	NA
PG2-PB37-01	4/5/2018	0.5	90	NA	NA	NA	NA	NA	NA	NA	NA
PG2-PB37-23	4/5/2018	2.5	12.4	NA	NA	NA	NA	NA	NA	NA	NA
PG2-PB38-01	4/5/2018	0.5	148	NA	NA	NA	NA	NA	NA	NA	NA
PG2-PB38-23	4/5/2018	2.5	16.9	NA	NA	NA	NA	NA	NA	NA	NA
PG2-PB39-01	4/5/2018	0.5	126	NA	NA	NA	NA	NA	NA	NA	NA
PG2-PB39-23	4/5/2018	2.5	18.9	NA	NA	NA	NA	NA	NA	NA	NA
PG2-PB40-01	4/5/2018	0.5	21.9	NA	NA	NA	NA	NA	NA	NA	NA
PG2-PBAS1-01	4/5/2018	0.5	321	12.9	NA	NA	NA	NA	NA	NA	NA
PG2-PBAS1-23	4/5/2018	2.5	123	20.5	NA	NA	NA	NA	NA	NA	NA
PG2-PBAS1-45	4/5/2018	4.5	9.15	4.32	NA	NA	NA	NA	NA	NA	NA
PG2-PBAS2-01	4/5/2018	0.5	12.6	4.95	NA	NA	NA	NA	NA	NA	NA
PG2-PBAS2-23	4/5/2018	2.5	12.7	8.28	ND<0.0239	ND<0.0239	ND<0.0239	ND<0.0239	ND<0.00239	ND<0.0239	ND<0.239
PG2-PBAS3-01	4/5/2018	0.5	12.8	6.85	ND<0.0249	ND<0.0249	0.00233 J P	0.000833 J P	0.000663 J P	ND<0.0249	ND<0.249
PG2-PBAS3-23	4/5/2018	2.5	11.3	5.29	ND<0.0233	ND<0.0233	0.000399 J	ND<0.0233	ND<0.00233	ND<0.0233	ND<0.233
PG2-PBAS4-01	4/5/2018	0.5	41.3	7.34	ND<0.0229	0.000551 J	0.00057 J	0.00321 J	0.000953 J	ND<0.0229	ND<0.229
PG2-PBAS4-23	4/5/2018	2.5	9.85	5.54	0.000259 J	ND<0.0228	0.000251 J	ND<0.0228	ND<0.00228	ND<0.0228	ND<0.228
PG2-PBAS5-01	4/5/2018	0.5	193	93.3	ND<0.0234	0.0152 J	0.215	0.234	0.134	ND<0.0234	1.82
PG2-PBAS5-23	4/5/2018	2.5	9.86	7.2	ND<0.0253	ND<0.0253	ND<0.0253	ND<0.0253	ND<0.00253	ND<0.0253	ND<0.253
WS	4/5/2018	N/A	93.6	12.2	ND<0.023	ND<0.023	0.00122 J	0.00206 J	ND<0.0023	ND<0.023	ND<0.23
CA DTSC HERO (mg/kg)			80	0.4	NE	NE	NE	NE	NE	NE	NE
CA Residential ESL (mg/kg)			80	0.067	NE	2.7	1.9	1.9	0.038	21	0.48
SF Bay RWQCB			NE	11	NE	NE	NE	NE	NE	NE	NE

Notes:

CA DTSC HERO = CA Department of Toxic Substances Control HERO HHRA Note 3 Table 1 Residential Soil SL Non-Cancer Endpoint June 2016

CA Residential ESL = Environmental Screening Levels - Regional Water Quality Control Board (RWQCB), February 2016

All samples taken at surface to 0.5 ft below ground surface

Bold Black indicates detection of analyte

Bold Red indicates exceedance of screening levels

ND NDND< = not detectable at or above stated laboratory detection limit

NA = Sample Not analyzed for listed analyte

NE = Not Established

J = the identification of the analyte is acceptable; the report value is an estimate.

J3 = the associated batch QC was outside the established quality control range for precision.

J5 = the sample matrix interfered with the ability to make any accurate determination; spike value is high.

O1 = the analyte failed the method required serial dilution test and/or subsequent post-spike criteria. These failures indicate matrix interference.

P = primary and confirmatory analysis exceeded 40%

V = the sample concentration is too high to evaluate accurate spike recoveries.

**Table 3 - Page Street - Phase II ESA
Summary of Lead Detections**

Summary of Lead Exceedences

Sample ID	Date	Units	Lead
PG-PB-01	2/14/2018	mg/kg	311 J5
PG-PB-02	2/14/2018	mg/kg	123
PG-PB-03	2/14/2018	mg/kg	177
PG-PB-04	2/14/2018	mg/kg	385
PG-PB-05	2/14/2018	mg/kg	554
PG-PB-06	2/14/2018	mg/kg	318
PG-PB-07	2/14/2018	mg/kg	805
PG-PB-08	2/14/2018	mg/kg	462
PG-PB-09	2/14/2018	mg/kg	263
PG-PB-10	2/14/2018	mg/kg	5950
PG-PB-11	2/14/2018	mg/kg	6530
PG-PB-12	2/14/2018	mg/kg	1350
PG-PB-13	2/14/2018	mg/kg	529
PG-PB-14	2/14/2018	mg/kg	103
PG-PB-15	2/14/2018	mg/kg	321
PG-PB-16	2/14/2018	mg/kg	784
PG-PB-17	2/14/2018	mg/kg	155
PG-PB-18	2/14/2018	mg/kg	120
PG-PB-19	2/14/2018	mg/kg	213
PG-PB-20	2/14/2018	mg/kg	1830
PG-PB-21	2/14/2018	mg/kg	971 J3 O1 V
PG-PB-22	2/14/2018	mg/kg	417
PG-PB-23	2/14/2018	mg/kg	89.3
PG-PB-24	2/14/2018	mg/kg	29.2
CA DTSC HERO		mg/kg	80
CA Residential ESL		mg/kg	80

Notes:

Table includes only detected analytes, see appendix A for full results.

All samples taken at surface to 0.5 ft below ground surface

Bold Red indicates exceedance of screening levels

Bold Black indicates detection of analyte

ND < = not detectable at or above stated laboratory detection limit

NE = Not Established

J = the identification of the analyte is acceptable; the report value is an estimate.

J3 = the associated batch QC was outside the established quality control range for precision.

J5 = the sample matrix interfered with the ability to make any accurate determination; spike value is high.

O1 = the analyte failed the method required serial dilution test and/or subsequent post-spike criteria. These failures indicate matrix interference.

P = primary and confirmatory analysis exceeded 40%

V = the sample concentration is too high to evaluate accurate spike recoveries.

1. CA Department of Toxic Substances Control HERO HHRA Note 3 Table 1 Residential Soil SL Non-Cancer Endpoint June 2016

2. CA Environmental Screening Levels - Regional Water Quality Control Board (RWQCB), February 2016


APPENDIX A

FULL ANALYTICAL RESULTS AND ORIGINAL LABORATORY REPORT

SLR International Corporation - Oakland

Sample Delivery Group: L970629
Samples Received: 02/15/2018
Project Number:
Description: Page St.
Site: PAGE ST.
Report To: Perth Silvers
110 - 11th Street
2nd Floor
Oakland, CA 94607

Entire Report Reviewed By:



Brian Ford
Technical Service Representative

Results relate only to the items tested or calibrated and are reported as rounded values. This test report shall not be reproduced, except in full, without written approval of the laboratory. Where applicable, sampling conducted by ESC is performed per guidance provided in laboratory standard operating procedures: 060302, 060303, and 060304.



Cp: Cover Page	1
Tc: Table of Contents	2
Ss: Sample Summary	4
Cn: Case Narrative	10
Sr: Sample Results	11
PG-PB-01 L970629-01	11
PG-PB-02 L970629-02	12
PG-PB-03 L970629-03	13
PG-PB-04 L970629-04	14
PG-PB-05 L970629-05	15
PG-PB-06 L970629-06	16
PG-PB-07 L970629-07	17
PG-PB-08 L970629-08	18
PG-PB-09 L970629-09	19
PG-PB-10 L970629-10	20
PG-PB-11 L970629-11	21
PG-PB-12 L970629-12	22
PG-PB-13 L970629-13	23
PG-PB-14 L970629-14	24
PG-PB-15 L970629-15	25
PG-PB-16 L970629-16	26
PG-PB-17 L970629-17	27
PG-PB-18 L970629-18	28
PG-PB-19 L970629-19	29
PG-PB-20 L970629-20	30
PG-PB-21 L970629-21	31
PG-PB-22 L970629-22	32
PG-PB-23 L970629-23	33
PG-PB-24 L970629-24	34
PG-AS-01 L970629-25	35
PG-AS-02 L970629-26	36
PG-AS-03 L970629-27	37
PG-AS-04 L970629-28	38
PG-AS-05 L970629-29	39
PG-AS-06 L970629-30	40
PG-AS-08 L970629-31	41
PG-AS-09 L970629-32	42
PG-AS-10 L970629-33	43
PG-AS-11 L970629-34	44
PG-AS-12 L970629-35	45





PG-AS-07 L970629-36	46
Qc: Quality Control Summary	47
Total Solids by Method 2540 G-2011	47
Metals (ICP) by Method 6010B	51
Pesticides (GC) by Method 8081	53
Gl: Glossary of Terms	55
Al: Accreditations & Locations	56
Sc: Sample Chain of Custody	57

¹ Cp² Tc³ Ss⁴ Cn⁵ Sr⁶ Qc⁷ Gl⁸ Al⁹ Sc

SAMPLE SUMMARY



PG-PB-01 L970629-01 Solid

			Collected by	Collected date/time	Received date/time
			Perth Silvers	02/14/18 09:15	02/15/18 08:45
Method	Batch	Dilution	Preparation date/time	Analysis date/time	Analyst
Total Solids by Method 2540 G-2011	WG1075619	1	02/21/18 14:45	02/21/18 14:59	KDW
Metals (ICP) by Method 6010B	WG1074159	1	02/18/18 16:40	02/19/18 17:44	TRB

- 1
Cp
- 2
Tc
- 3
Ss
- 4
Cn
- 5
Sr
- 6
Qc
- 7
Gl
- 8
Al
- 9
Sc

PG-PB-02 L970629-02 Solid

			Collected by	Collected date/time	Received date/time
			Perth Silvers	02/14/18 10:00	02/15/18 08:45
Method	Batch	Dilution	Preparation date/time	Analysis date/time	Analyst
Total Solids by Method 2540 G-2011	WG1075619	1	02/21/18 14:45	02/21/18 14:59	KDW
Metals (ICP) by Method 6010B	WG1074159	1	02/18/18 16:40	02/19/18 18:00	TRB

PG-PB-03 L970629-03 Solid

			Collected by	Collected date/time	Received date/time
			Perth Silvers	02/14/18 10:05	02/15/18 08:45
Method	Batch	Dilution	Preparation date/time	Analysis date/time	Analyst
Total Solids by Method 2540 G-2011	WG1075619	1	02/21/18 14:45	02/21/18 14:59	KDW
Metals (ICP) by Method 6010B	WG1074159	1	02/18/18 16:40	02/19/18 18:03	TRB

PG-PB-04 L970629-04 Solid

			Collected by	Collected date/time	Received date/time
			Perth Silvers	02/14/18 10:10	02/15/18 08:45
Method	Batch	Dilution	Preparation date/time	Analysis date/time	Analyst
Total Solids by Method 2540 G-2011	WG1075619	1	02/21/18 14:45	02/21/18 14:59	KDW
Metals (ICP) by Method 6010B	WG1074159	1	02/18/18 16:40	02/19/18 18:13	TRB

PG-PB-05 L970629-05 Solid

			Collected by	Collected date/time	Received date/time
			Perth Silvers	02/14/18 10:15	02/15/18 08:45
Method	Batch	Dilution	Preparation date/time	Analysis date/time	Analyst
Total Solids by Method 2540 G-2011	WG1075619	1	02/21/18 14:45	02/21/18 14:59	KDW
Metals (ICP) by Method 6010B	WG1074159	1	02/18/18 16:40	02/19/18 18:16	TRB

PG-PB-06 L970629-06 Solid

			Collected by	Collected date/time	Received date/time
			Perth Silvers	02/14/18 10:25	02/15/18 08:45
Method	Batch	Dilution	Preparation date/time	Analysis date/time	Analyst
Total Solids by Method 2540 G-2011	WG1075619	1	02/21/18 14:45	02/21/18 14:59	KDW
Metals (ICP) by Method 6010B	WG1074159	1	02/18/18 16:40	02/19/18 18:19	TRB

PG-PB-07 L970629-07 Solid

			Collected by	Collected date/time	Received date/time
			Perth Silvers	02/14/18 10:35	02/15/18 08:45
Method	Batch	Dilution	Preparation date/time	Analysis date/time	Analyst
Total Solids by Method 2540 G-2011	WG1075619	1	02/21/18 14:45	02/21/18 14:59	KDW
Metals (ICP) by Method 6010B	WG1074159	1	02/18/18 16:40	02/19/18 18:23	TRB

SAMPLE SUMMARY



PG-PB-08 L970629-08 Solid

Method	Batch	Dilution	Preparation date/time	Analysis date/time	Analyst
Total Solids by Method 2540 G-2011	WG1075619	1	02/21/18 14:45	02/21/18 14:59	KDW
Metals (ICP) by Method 6010B	WG1074159	1	02/18/18 16:40	02/19/18 18:26	TRB

Collected by Perth Silvers
 Collected date/time 02/14/18 10:45
 Received date/time 02/15/18 08:45

- 1 Cp
- 2 Tc
- 3 Ss
- 4 Cn
- 5 Sr
- 6 Qc
- 7 Gl
- 8 Al
- 9 Sc

PG-PB-09 L970629-09 Solid

Method	Batch	Dilution	Preparation date/time	Analysis date/time	Analyst
Total Solids by Method 2540 G-2011	WG1075621	1	02/21/18 11:22	02/21/18 11:36	KDW
Metals (ICP) by Method 6010B	WG1074159	1	02/18/18 16:40	02/19/18 18:29	TRB

Collected by Perth Silvers
 Collected date/time 02/14/18 11:30
 Received date/time 02/15/18 08:45

PG-PB-10 L970629-10 Solid

Method	Batch	Dilution	Preparation date/time	Analysis date/time	Analyst
Total Solids by Method 2540 G-2011	WG1075621	1	02/21/18 11:22	02/21/18 11:36	KDW
Metals (ICP) by Method 6010B	WG1074159	1	02/18/18 16:40	02/19/18 18:33	TRB

Collected by Perth Silvers
 Collected date/time 02/14/18 11:32
 Received date/time 02/15/18 08:45

PG-PB-11 L970629-11 Solid

Method	Batch	Dilution	Preparation date/time	Analysis date/time	Analyst
Total Solids by Method 2540 G-2011	WG1075621	1	02/21/18 11:22	02/21/18 11:36	KDW
Metals (ICP) by Method 6010B	WG1074159	1	02/18/18 16:40	02/19/18 18:36	TRB

Collected by Perth Silvers
 Collected date/time 02/14/18 11:40
 Received date/time 02/15/18 08:45

PG-PB-12 L970629-12 Solid

Method	Batch	Dilution	Preparation date/time	Analysis date/time	Analyst
Total Solids by Method 2540 G-2011	WG1075621	1	02/21/18 11:22	02/21/18 11:36	KDW
Metals (ICP) by Method 6010B	WG1074159	1	02/18/18 16:40	02/19/18 18:39	TRB

Collected by Perth Silvers
 Collected date/time 02/14/18 11:41
 Received date/time 02/15/18 08:45

PG-PB-13 L970629-13 Solid

Method	Batch	Dilution	Preparation date/time	Analysis date/time	Analyst
Total Solids by Method 2540 G-2011	WG1075621	1	02/21/18 11:22	02/21/18 11:36	KDW
Metals (ICP) by Method 6010B	WG1074159	1	02/18/18 16:40	02/19/18 18:42	TRB

Collected by Perth Silvers
 Collected date/time 02/14/18 11:45
 Received date/time 02/15/18 08:45

PG-PB-14 L970629-14 Solid

Method	Batch	Dilution	Preparation date/time	Analysis date/time	Analyst
Total Solids by Method 2540 G-2011	WG1075621	1	02/21/18 11:22	02/21/18 11:36	KDW
Metals (ICP) by Method 6010B	WG1074159	1	02/18/18 16:40	02/19/18 18:52	TRB

Collected by Perth Silvers
 Collected date/time 02/14/18 11:47
 Received date/time 02/15/18 08:45

SAMPLE SUMMARY



PG-PB-15 L970629-15 Solid

Method	Batch	Dilution	Preparation date/time	Analysis date/time	Analyst
Total Solids by Method 2540 G-2011	WG1075621	1	02/21/18 11:22	02/21/18 11:36	KDW
Metals (ICP) by Method 6010B	WG1074159	1	02/18/18 16:40	02/19/18 18:55	TRB

Collected by	Collected date/time	Received date/time
Perth Silvers	02/14/18 11:50	02/15/18 08:45

- 1
Cp
- 2
Tc
- 3
Ss
- 4
Cn
- 5
Sr
- 6
Qc
- 7
Gl
- 8
Al
- 9
Sc

PG-PB-16 L970629-16 Solid

Method	Batch	Dilution	Preparation date/time	Analysis date/time	Analyst
Total Solids by Method 2540 G-2011	WG1075621	1	02/21/18 11:22	02/21/18 11:36	KDW
Metals (ICP) by Method 6010B	WG1074159	1	02/18/18 16:40	02/19/18 18:58	TRB

Collected by	Collected date/time	Received date/time
Perth Silvers	02/14/18 11:55	02/15/18 08:45

PG-PB-17 L970629-17 Solid

Method	Batch	Dilution	Preparation date/time	Analysis date/time	Analyst
Total Solids by Method 2540 G-2011	WG1075621	1	02/21/18 11:22	02/21/18 11:36	KDW
Metals (ICP) by Method 6010B	WG1074159	1	02/18/18 16:40	02/19/18 19:02	TRB

Collected by	Collected date/time	Received date/time
Perth Silvers	02/14/18 11:52	02/15/18 08:45

PG-PB-18 L970629-18 Solid

Method	Batch	Dilution	Preparation date/time	Analysis date/time	Analyst
Total Solids by Method 2540 G-2011	WG1075621	1	02/21/18 11:22	02/21/18 11:36	KDW
Metals (ICP) by Method 6010B	WG1074159	1	02/18/18 16:40	02/19/18 19:05	TRB

Collected by	Collected date/time	Received date/time
Perth Silvers	02/14/18 14:00	02/15/18 08:45

PG-PB-19 L970629-19 Solid

Method	Batch	Dilution	Preparation date/time	Analysis date/time	Analyst
Total Solids by Method 2540 G-2011	WG1075624	1	02/21/18 11:05	02/21/18 11:14	KDW
Metals (ICP) by Method 6010B	WG1074159	1	02/18/18 16:40	02/19/18 19:08	TRB

Collected by	Collected date/time	Received date/time
Perth Silvers	02/14/18 14:03	02/15/18 08:45

PG-PB-20 L970629-20 Solid

Method	Batch	Dilution	Preparation date/time	Analysis date/time	Analyst
Total Solids by Method 2540 G-2011	WG1075624	1	02/21/18 11:05	02/21/18 11:14	KDW
Metals (ICP) by Method 6010B	WG1074159	1	02/18/18 16:40	02/19/18 19:12	TRB

Collected by	Collected date/time	Received date/time
Perth Silvers	02/14/18 14:05	02/15/18 08:45

PG-PB-21 L970629-21 Solid

Method	Batch	Dilution	Preparation date/time	Analysis date/time	Analyst
Total Solids by Method 2540 G-2011	WG1075624	1	02/21/18 11:05	02/21/18 11:14	KDW
Metals (ICP) by Method 6010B	WG1074161	1	02/18/18 16:55	02/19/18 15:57	TRB

Collected by	Collected date/time	Received date/time
Perth Silvers	02/14/18 14:07	02/15/18 08:45

SAMPLE SUMMARY



PG-PB-22 L970629-22 Solid

Collected by
Perth Silvers
Collected date/time
02/14/18 14:10
Received date/time
02/15/18 08:45

Method	Batch	Dilution	Preparation date/time	Analysis date/time	Analyst
Total Solids by Method 2540 G-2011	WG1075624	1	02/21/18 11:05	02/21/18 11:14	KDW
Metals (ICP) by Method 6010B	WG1074161	1	02/18/18 16:55	02/19/18 16:13	TRB

1
Cp

2
Tc

3
Ss

4
Cn

5
Sr

6
Qc

7
Gl

8
Al

9
Sc

PG-PB-23 L970629-23 Solid

Collected by
Perth Silvers
Collected date/time
02/14/18 14:15
Received date/time
02/15/18 08:45

Method	Batch	Dilution	Preparation date/time	Analysis date/time	Analyst
Total Solids by Method 2540 G-2011	WG1075624	1	02/21/18 11:05	02/21/18 11:14	KDW
Metals (ICP) by Method 6010B	WG1074161	1	02/18/18 16:55	02/19/18 16:16	TRB

PG-PB-24 L970629-24 Solid

Collected by
Perth Silvers
Collected date/time
02/14/18 14:20
Received date/time
02/15/18 08:45

Method	Batch	Dilution	Preparation date/time	Analysis date/time	Analyst
Total Solids by Method 2540 G-2011	WG1075624	1	02/21/18 11:05	02/21/18 11:14	KDW
Metals (ICP) by Method 6010B	WG1074161	1	02/18/18 16:55	02/19/18 16:26	TRB

PG-AS-01 L970629-25 Solid

Collected by
Perth Silvers
Collected date/time
02/14/18 11:05
Received date/time
02/15/18 08:45

Method	Batch	Dilution	Preparation date/time	Analysis date/time	Analyst
Total Solids by Method 2540 G-2011	WG1075624	1	02/21/18 11:05	02/21/18 11:14	KDW
Metals (ICP) by Method 6010B	WG1074161	1	02/18/18 16:55	02/19/18 16:29	TRB
Pesticides (GC) by Method 8081	WG1074075	1	02/15/18 17:55	02/16/18 16:48	VKS

PG-AS-02 L970629-26 Solid

Collected by
Perth Silvers
Collected date/time
02/14/18 11:15
Received date/time
02/15/18 08:45

Method	Batch	Dilution	Preparation date/time	Analysis date/time	Analyst
Total Solids by Method 2540 G-2011	WG1075624	1	02/21/18 11:05	02/21/18 11:14	KDW
Metals (ICP) by Method 6010B	WG1074161	1	02/18/18 16:55	02/19/18 16:33	TRB
Pesticides (GC) by Method 8081	WG1074075	1	02/15/18 17:55	02/16/18 17:01	VKS
Pesticides (GC) by Method 8081	WG1074075	20	02/15/18 17:55	02/19/18 14:05	VKS

PG-AS-03 L970629-27 Solid

Collected by
Perth Silvers
Collected date/time
02/14/18 11:20
Received date/time
02/15/18 08:45

Method	Batch	Dilution	Preparation date/time	Analysis date/time	Analyst
Total Solids by Method 2540 G-2011	WG1075624	1	02/21/18 11:05	02/21/18 11:14	KDW
Metals (ICP) by Method 6010B	WG1074161	1	02/18/18 16:55	02/19/18 16:36	TRB
Pesticides (GC) by Method 8081	WG1074075	1	02/15/18 17:55	02/16/18 17:13	VKS

PG-AS-04 L970629-28 Solid

Collected by
Perth Silvers
Collected date/time
02/14/18 11:25
Received date/time
02/15/18 08:45

Method	Batch	Dilution	Preparation date/time	Analysis date/time	Analyst
Total Solids by Method 2540 G-2011	WG1075624	1	02/21/18 11:05	02/21/18 11:14	KDW
Metals (ICP) by Method 6010B	WG1074161	1	02/18/18 16:55	02/19/18 16:39	TRB
Pesticides (GC) by Method 8081	WG1074075	1	02/15/18 17:55	02/16/18 17:26	VKS

SAMPLE SUMMARY



PG-AS-05 L970629-29 Solid

Collected by
Perth Silvers
Collected date/time
02/14/18 12:15
Received date/time
02/15/18 08:45

Method	Batch	Dilution	Preparation date/time	Analysis date/time	Analyst
Total Solids by Method 2540 G-2011	WG1075628	1	02/21/18 10:52	02/21/18 11:01	KDW
Metals (ICP) by Method 6010B	WG1074161	1	02/18/18 16:55	02/19/18 16:42	TRB
Pesticides (GC) by Method 8081	WG1074075	1	02/15/18 17:55	02/16/18 17:38	VKS

1
Cp

2
Tc

3
Ss

4
Cn

5
Sr

6
Qc

7
Gl

8
Al

9
Sc

PG-AS-06 L970629-30 Solid

Collected by
Perth Silvers
Collected date/time
02/14/18 12:20
Received date/time
02/15/18 08:45

Method	Batch	Dilution	Preparation date/time	Analysis date/time	Analyst
Total Solids by Method 2540 G-2011	WG1075628	1	02/21/18 10:52	02/21/18 11:01	KDW
Metals (ICP) by Method 6010B	WG1074161	1	02/18/18 16:55	02/19/18 16:46	TRB
Pesticides (GC) by Method 8081	WG1074075	1	02/15/18 17:55	02/16/18 17:51	VKS

PG-AS-08 L970629-31 Solid

Collected by
Perth Silvers
Collected date/time
02/14/18 12:23
Received date/time
02/15/18 08:45

Method	Batch	Dilution	Preparation date/time	Analysis date/time	Analyst
Total Solids by Method 2540 G-2011	WG1075628	1	02/21/18 10:52	02/21/18 11:01	KDW
Metals (ICP) by Method 6010B	WG1074161	1	02/18/18 16:55	02/19/18 16:49	TRB
Pesticides (GC) by Method 8081	WG1074075	1	02/15/18 17:55	02/16/18 18:03	VKS

PG-AS-09 L970629-32 Solid

Collected by
Perth Silvers
Collected date/time
02/14/18 13:45
Received date/time
02/15/18 08:45

Method	Batch	Dilution	Preparation date/time	Analysis date/time	Analyst
Total Solids by Method 2540 G-2011	WG1075628	1	02/21/18 10:52	02/21/18 11:01	KDW
Metals (ICP) by Method 6010B	WG1074161	1	02/18/18 16:55	02/19/18 16:52	TRB
Pesticides (GC) by Method 8081	WG1074075	1	02/15/18 17:55	02/16/18 18:16	VKS

PG-AS-10 L970629-33 Solid

Collected by
Perth Silvers
Collected date/time
02/14/18 13:46
Received date/time
02/15/18 08:45

Method	Batch	Dilution	Preparation date/time	Analysis date/time	Analyst
Total Solids by Method 2540 G-2011	WG1075628	1	02/21/18 10:52	02/21/18 11:01	KDW
Metals (ICP) by Method 6010B	WG1074161	1	02/18/18 16:55	02/19/18 16:56	TRB
Pesticides (GC) by Method 8081	WG1074075	1	02/15/18 17:55	02/16/18 18:29	VKS

PG-AS-11 L970629-34 Solid

Collected by
Perth Silvers
Collected date/time
02/14/18 14:00
Received date/time
02/15/18 08:45

Method	Batch	Dilution	Preparation date/time	Analysis date/time	Analyst
Total Solids by Method 2540 G-2011	WG1075628	1	02/21/18 10:52	02/21/18 11:01	KDW
Metals (ICP) by Method 6010B	WG1074161	1	02/18/18 16:55	02/19/18 17:05	TRB
Pesticides (GC) by Method 8081	WG1074075	1	02/15/18 17:55	02/16/18 18:41	VKS



PG-AS-12 L970629-35 Solid

Collected by Perth Silvers	Collected date/time 02/14/18 14:05	Received date/time 02/15/18 08:45
-------------------------------	---------------------------------------	--------------------------------------

Method	Batch	Dilution	Preparation date/time	Analysis date/time	Analyst
Total Solids by Method 2540 G-2011	WG1075628	1	02/21/18 10:52	02/21/18 11:01	KDW
Metals (ICP) by Method 6010B	WG1074161	1	02/18/18 16:55	02/19/18 17:09	TRB
Pesticides (GC) by Method 8081	WG1074075	1	02/15/18 17:55	02/16/18 18:54	VKS

1
Cp

2
Tc

3
Ss

4
Cn

5
Sr

6
Qc

7
Gl

8
Al

9
Sc

PG-AS-07 L970629-36 Solid

Collected by Perth Silvers	Collected date/time 02/14/18 12:25	Received date/time 02/15/18 08:45
-------------------------------	---------------------------------------	--------------------------------------

Method	Batch	Dilution	Preparation date/time	Analysis date/time	Analyst
Total Solids by Method 2540 G-2011	WG1075628	1	02/21/18 10:52	02/21/18 11:01	KDW
Metals (ICP) by Method 6010B	WG1074161	1	02/18/18 16:55	02/19/18 17:12	TRB
Pesticides (GC) by Method 8081	WG1074075	1	02/15/18 17:55	02/16/18 19:06	VKS



All sample aliquots were received at the correct temperature, in the proper containers, with the appropriate preservatives, and within method specified holding times, unless qualified or notated within the report. Where applicable, all MDL (LOD) and RDL (LOQ) values reported for environmental samples have been corrected for the dilution factor used in the analysis. All radiochemical sample results for solids are reported on a dry weight basis with the exception of tritium, carbon-14 and radon, unless wet weight was requested by the client. All Method and Batch Quality Control are within established criteria except where addressed in this case narrative, a non-conformance form or properly qualified within the sample results. By my digital signature below, I affirm to the best of my knowledge, all problems/anomalies observed by the laboratory as having the potential to affect the quality of the data have been identified by the laboratory, and no information or data have been knowingly withheld that would affect the quality of the data.

Brian Ford
Technical Service Representative

¹ Cp

² Tc

³ Ss

⁴ Cn

⁵ Sr

⁶ Qc

⁷ Gl

⁸ Al

⁹ Sc



Total Solids by Method 2540 G-2011

Analyte	Result	Qualifier	Dilution	Analysis date / time	Batch
Total Solids	85.8		1	02/21/2018 14:59	WG1075619

¹ Cp

² Tc

Metals (ICP) by Method 6010B

Analyte	Result (dry) mg/kg	Qualifier	MDL (dry) mg/kg	RDL (dry) mg/kg	Dilution	Analysis date / time	Batch
Lead	311	<u>J5</u>	0.222	0.583	1	02/19/2018 17:44	WG1074159

³ Ss

⁴ Cn

⁵ Sr

⁶ Qc

⁷ Gl

⁸ Al

⁹ Sc



Total Solids by Method 2540 G-2011

Analyte	Result	Qualifier	Dilution	Analysis date / time	Batch
Total Solids	86.0		1	02/21/2018 14:59	WG1075619

1 Cp

2 Tc

Metals (ICP) by Method 6010B

Analyte	Result (dry) mg/kg	Qualifier	MDL (dry) mg/kg	RDL (dry) mg/kg	Dilution	Analysis date / time	Batch
Lead	123		0.221	0.582	1	02/19/2018 18:00	WG1074159

3 Ss

4 Cn

5 Sr

6 Qc

7 Gl

8 Al

9 Sc



Total Solids by Method 2540 G-2011

Analyte	Result	Qualifier	Dilution	Analysis date / time	Batch
Total Solids	90.2		1	02/21/2018 14:59	WG1075619

1 Cp

2 Tc

Metals (ICP) by Method 6010B

Analyte	Result (dry) mg/kg	Qualifier	MDL (dry) mg/kg	RDL (dry) mg/kg	Dilution	Analysis date / time	Batch
Lead	177		0.211	0.554	1	02/19/2018 18:03	WG1074159

3 Ss

4 Cn

5 Sr

6 Qc

7 Gl

8 Al

9 Sc



Total Solids by Method 2540 G-2011

Analyte	Result	Qualifier	Dilution	Analysis date / time	Batch
Total Solids	82.3		1	02/21/2018 14:59	WG1075619

1 Cp

2 Tc

Metals (ICP) by Method 6010B

Analyte	Result (dry)	Qualifier	MDL (dry)	RDL (dry)	Dilution	Analysis date / time	Batch
Lead	385		0.231	0.608	1	02/19/2018 18:13	WG1074159

3 Ss

4 Cn

5 Sr

6 Qc

7 Gl

8 Al

9 Sc



Total Solids by Method 2540 G-2011

Analyte	Result	Qualifier	Dilution	Analysis date / time	Batch
Total Solids	85.6		1	02/21/2018 14:59	WG1075619

1 Cp

2 Tc

Metals (ICP) by Method 6010B

Analyte	Result (dry) mg/kg	Qualifier	MDL (dry) mg/kg	RDL (dry) mg/kg	Dilution	Analysis date / time	Batch
Lead	554		0.222	0.584	1	02/19/2018 18:16	WG1074159

3 Ss

4 Cn

5 Sr

6 Qc

7 Gl

8 Al

9 Sc



Total Solids by Method 2540 G-2011

Analyte	Result	Qualifier	Dilution	Analysis date / time	Batch
Total Solids	86.0		1	02/21/2018 14:59	WG1075619

1 Cp

2 Tc

Metals (ICP) by Method 6010B

Analyte	Result (dry)	Qualifier	MDL (dry)	RDL (dry)	Dilution	Analysis date / time	Batch
Lead	318		0.221	0.581	1	02/19/2018 18:19	WG1074159

3 Ss

4 Cn

5 Sr

6 Qc

7 Gl

8 Al

9 Sc



Total Solids by Method 2540 G-2011

Analyte	Result	Qualifier	Dilution	Analysis date / time	Batch
Total Solids	95.8		1	02/21/2018 14:59	WG1075619

1 Cp

2 Tc

Metals (ICP) by Method 6010B

Analyte	Result (dry)	Qualifier	MDL (dry)	RDL (dry)	Dilution	Analysis date / time	Batch
Lead	805		0.198	0.522	1	02/19/2018 18:23	WG1074159

3 Ss

4 Cn

5 Sr

6 Qc

7 Gl

8 Al

9 Sc



Total Solids by Method 2540 G-2011

Analyte	Result	Qualifier	Dilution	Analysis date / time	Batch
Total Solids	90.8		1	02/21/2018 14:59	WG1075619

1 Cp

2 Tc

Metals (ICP) by Method 6010B

Analyte	Result (dry) mg/kg	Qualifier	MDL (dry) mg/kg	RDL (dry) mg/kg	Dilution	Analysis date / time	Batch
Lead	462		0.209	0.551	1	02/19/2018 18:26	WG1074159

3 Ss

4 Cn

5 Sr

6 Qc

7 Gl

8 Al

9 Sc



Total Solids by Method 2540 G-2011

Analyte	Result	Qualifier	Dilution	Analysis date / time	Batch
Total Solids	81.2		1	02/21/2018 11:36	WG1075621

1 Cp

2 Tc

Metals (ICP) by Method 6010B

Analyte	Result (dry) mg/kg	Qualifier	MDL (dry) mg/kg	RDL (dry) mg/kg	Dilution	Analysis date / time	Batch
Lead	263		0.234	0.615	1	02/19/2018 18:29	WG1074159

3 Ss

4 Cn

5 Sr

6 Qc

7 Gl

8 Al

9 Sc



Total Solids by Method 2540 G-2011

Analyte	Result	Qualifier	Dilution	Analysis date / time	Batch
Total Solids	82.4		1	02/21/2018 11:36	WG1075621

1 Cp

2 Tc

Metals (ICP) by Method 6010B

Analyte	Result (dry)	Qualifier	MDL (dry)	RDL (dry)	Dilution	Analysis date / time	Batch
Lead	5950		0.230	0.607	1	02/19/2018 18:33	WG1074159

3 Ss

4 Cn

5 Sr

6 Qc

7 Gl

8 Al

9 Sc



Total Solids by Method 2540 G-2011

Analyte	Result	Qualifier	Dilution	Analysis date / time	Batch
Total Solids	94.9		1	02/21/2018 11:36	WG1075621

¹ Cp

² Tc

Metals (ICP) by Method 6010B

Analyte	Result (dry)	Qualifier	MDL (dry)	RDL (dry)	Dilution	Analysis date / time	Batch
Lead	6530		0.200	0.527	1	02/19/2018 18:36	WG1074159

³ Ss

⁴ Cn

⁵ Sr

⁶ Qc

⁷ Gl

⁸ Al

⁹ Sc



Total Solids by Method 2540 G-2011

Analyte	Result	Qualifier	Dilution	Analysis date / time	Batch
Total Solids	94.9		1	02/21/2018 11:36	WG1075621

¹ Cp

² Tc

Metals (ICP) by Method 6010B

Analyte	Result (dry) mg/kg	Qualifier	MDL (dry) mg/kg	RDL (dry) mg/kg	Dilution	Analysis date / time	Batch
Lead	1350		0.200	0.527	1	02/19/2018 18:39	WG1074159

³ Ss

⁴ Cn

⁵ Sr

⁶ Qc

⁷ Gl

⁸ Al

⁹ Sc



Total Solids by Method 2540 G-2011

Analyte	Result	Qualifier	Dilution	Analysis date / time	Batch
Total Solids	91.1		1	02/21/2018 11:36	WG1075621

1 Cp

2 Tc

Metals (ICP) by Method 6010B

Analyte	Result (dry)	Qualifier	MDL (dry)	RDL (dry)	Dilution	Analysis date / time	Batch
Lead	529		0.208	0.549	1	02/19/2018 18:42	WG1074159

3 Ss

4 Cn

5 Sr

6 Qc

7 Gl

8 Al

9 Sc



Total Solids by Method 2540 G-2011

Analyte	Result	Qualifier	Dilution	Analysis date / time	Batch
Total Solids	90.2		1	02/21/2018 11:36	WG1075621

1 Cp

2 Tc

Metals (ICP) by Method 6010B

Analyte	Result (dry) mg/kg	Qualifier	MDL (dry) mg/kg	RDL (dry) mg/kg	Dilution	Analysis date / time	Batch
Lead	103		0.211	0.554	1	02/19/2018 18:52	WG1074159

3 Ss

4 Cn

5 Sr

6 Qc

7 Gl

8 Al

9 Sc



Total Solids by Method 2540 G-2011

Analyte	Result	Qualifier	Dilution	Analysis date / time	Batch
Total Solids	93.3		1	02/21/2018 11:36	WG1075621

1 Cp

2 Tc

Metals (ICP) by Method 6010B

Analyte	Result (dry)	Qualifier	MDL (dry)	RDL (dry)	Dilution	Analysis date / time	Batch
Lead	321		0.204	0.536	1	02/19/2018 18:55	WG1074159

3 Ss

4 Cn

5 Sr

6 Qc

7 Gl

8 Al

9 Sc



Total Solids by Method 2540 G-2011

Analyte	Result	Qualifier	Dilution	Analysis date / time	Batch
Total Solids	86.0		1	02/21/2018 11:36	WG1075621

¹ Cp

² Tc

Metals (ICP) by Method 6010B

Analyte	Result (dry)	Qualifier	MDL (dry)	RDL (dry)	Dilution	Analysis date / time	Batch
Lead	784		0.221	0.581	1	02/19/2018 18:58	WG1074159

³ Ss

⁴ Cn

⁵ Sr

⁶ Qc

⁷ Gl

⁸ Al

⁹ Sc



Total Solids by Method 2540 G-2011

Analyte	Result	Qualifier	Dilution	Analysis date / time	Batch
Total Solids	87.5		1	02/21/2018 11:36	WG1075621

¹ Cp

² Tc

Metals (ICP) by Method 6010B

Analyte	Result (dry)	Qualifier	MDL (dry)	RDL (dry)	Dilution	Analysis date / time	Batch
Lead	155		0.217	0.572	1	02/19/2018 19:02	WG1074159

³ Ss

⁴ Cn

⁵ Sr

⁶ Qc

⁷ Gl

⁸ Al

⁹ Sc



Total Solids by Method 2540 G-2011

Analyte	Result	Qualifier	Dilution	Analysis date / time	Batch
Total Solids	85.8		1	02/21/2018 11:36	WG1075621

1 Cp

2 Tc

Metals (ICP) by Method 6010B

Analyte	Result (dry)	Qualifier	MDL (dry)	RDL (dry)	Dilution	Analysis date / time	Batch
Lead	120		0.221	0.582	1	02/19/2018 19:05	WG1074159

3 Ss

4 Cn

5 Sr

6 Qc

7 Gl

8 Al

9 Sc



Total Solids by Method 2540 G-2011

Analyte	Result	Qualifier	Dilution	Analysis date / time	Batch
Total Solids	88.1		1	02/21/2018 11:14	WG1075624

1 Cp

2 Tc

Metals (ICP) by Method 6010B

Analyte	Result (dry)	Qualifier	MDL (dry)	RDL (dry)	Dilution	Analysis date / time	Batch
Lead	213		0.216	0.567	1	02/19/2018 19:08	WG1074159

3 Ss

4 Cn

5 Sr

6 Qc

7 Gl

8 Al

9 Sc



Total Solids by Method 2540 G-2011

Analyte	Result	Qualifier	Dilution	Analysis date / time	Batch
Total Solids	88.0		1	02/21/2018 11:14	WG1075624

1 Cp

2 Tc

Metals (ICP) by Method 6010B

Analyte	Result (dry) mg/kg	Qualifier	MDL (dry) mg/kg	RDL (dry) mg/kg	Dilution	Analysis date / time	Batch
Lead	1830		0.216	0.568	1	02/19/2018 19:12	WG1074159

3 Ss

4 Cn

5 Sr

6 Qc

7 Gl

8 Al

9 Sc



Total Solids by Method 2540 G-2011

Analyte	Result	Qualifier	Dilution	Analysis date / time	Batch
Total Solids	91.2		1	02/21/2018 11:14	WG1075624

¹ Cp

² Tc

Metals (ICP) by Method 6010B

Analyte	Result (dry) mg/kg	Qualifier	MDL (dry) mg/kg	RDL (dry) mg/kg	Dilution	Analysis date / time	Batch
Lead	971	J3 O1 V	0.208	0.548	1	02/19/2018 15:57	WG1074161

³ Ss

⁴ Cn

⁵ Sr

⁶ Qc

⁷ Gl

⁸ Al

⁹ Sc



Total Solids by Method 2540 G-2011

Analyte	Result	Qualifier	Dilution	Analysis date / time	Batch
Total Solids	88.9		1	02/21/2018 11:14	WG1075624

1 Cp

2 Tc

Metals (ICP) by Method 6010B

Analyte	Result (dry)	Qualifier	MDL (dry)	RDL (dry)	Dilution	Analysis date / time	Batch
Lead	417		0.214	0.562	1	02/19/2018 16:13	WG1074161

3 Ss

4 Cn

5 Sr

6 Qc

7 Gl

8 Al

9 Sc



Total Solids by Method 2540 G-2011

Analyte	Result	Qualifier	Dilution	Analysis date / time	Batch
Total Solids	86.4		1	02/21/2018 11:14	WG1075624

¹ Cp

² Tc

Metals (ICP) by Method 6010B

Analyte	Result (dry)	Qualifier	MDL (dry)	RDL (dry)	Dilution	Analysis date / time	Batch
Lead	89.3		0.220	0.579	1	02/19/2018 16:16	WG1074161

³ Ss

⁴ Cn

⁵ Sr

⁶ Qc

⁷ Gl

⁸ Al

⁹ Sc



Total Solids by Method 2540 G-2011

Analyte	Result	Qualifier	Dilution	Analysis date / time	Batch
Total Solids	83.2		1	02/21/2018 11:14	WG1075624

¹ Cp

² Tc

Metals (ICP) by Method 6010B

Analyte	Result (dry)	Qualifier	MDL (dry)	RDL (dry)	Dilution	Analysis date / time	Batch
Lead	29.2		0.228	0.601	1	02/19/2018 16:26	WG1074161

³ Ss

⁴ Cn

⁵ Sr

⁶ Qc

⁷ Gl

⁸ Al

⁹ Sc



Total Solids by Method 2540 G-2011

Analyte	Result	Qualifier	Dilution	Analysis date / time	Batch
Total Solids	89.0		1	02/21/2018 11:14	WG1075624

1 Cp

2 Tc

Metals (ICP) by Method 6010B

Analyte	Result (dry) mg/kg	Qualifier	MDL (dry) mg/kg	RDL (dry) mg/kg	Dilution	Analysis date / time	Batch
Arsenic	130		0.730	2.25	1	02/19/2018 16:29	WG1074161

3 Ss

4 Cn

Pesticides (GC) by Method 8081

Analyte	Result (dry) mg/kg	Qualifier	MDL (dry) mg/kg	RDL (dry) mg/kg	Dilution	Analysis date / time	Batch
Aldrin	U		0.000262	0.0225	1	02/16/2018 16:48	WG1074075
Alpha BHC	U		0.000217	0.0225	1	02/16/2018 16:48	WG1074075
Beta BHC	U		0.000340	0.0225	1	02/16/2018 16:48	WG1074075
Delta BHC	U		0.000170	0.0225	1	02/16/2018 16:48	WG1074075
Gamma BHC	U		0.000275	0.0225	1	02/16/2018 16:48	WG1074075
4,4-DDD	0.00594	J	0.000184	0.0225	1	02/16/2018 16:48	WG1074075
4,4-DDE	0.231		0.000185	0.0225	1	02/16/2018 16:48	WG1074075
4,4-DDT	0.185		0.000299	0.0225	1	02/16/2018 16:48	WG1074075
Dieldrin	U		0.000100	0.00225	1	02/16/2018 16:48	WG1074075
Endosulfan I	U		0.000240	0.0225	1	02/16/2018 16:48	WG1074075
Endosulfan II	U		0.000258	0.0225	1	02/16/2018 16:48	WG1074075
Endosulfan sulfate	U		0.000191	0.0225	1	02/16/2018 16:48	WG1074075
Endrin	U		0.000246	0.0225	1	02/16/2018 16:48	WG1074075
Endrin aldehyde	U		0.000272	0.0225	1	02/16/2018 16:48	WG1074075
Endrin ketone	U		0.000179	0.0225	1	02/16/2018 16:48	WG1074075
Heptachlor	U		0.000113	0.0225	1	02/16/2018 16:48	WG1074075
Heptachlor epoxide	0.0148	J	0.000425	0.0225	1	02/16/2018 16:48	WG1074075
Hexachlorobenzene	U		0.000252	0.0225	1	02/16/2018 16:48	WG1074075
Methoxychlor	U		0.000298	0.0225	1	02/16/2018 16:48	WG1074075
Chlordane	0.522		0.0438	0.225	1	02/16/2018 16:48	WG1074075
Toxaphene	U		0.0404	0.449	1	02/16/2018 16:48	WG1074075
(S) Decachlorobiphenyl	68.3			10.0-148		02/16/2018 16:48	WG1074075
(S) Tetrachloro-m-xylene	100			21.0-146		02/16/2018 16:48	WG1074075

5 Sr

6 Qc

7 Gl

8 Al

9 Sc



Total Solids by Method 2540 G-2011

Analyte	Result	Qualifier	Dilution	Analysis date / time	Batch
Total Solids	89.1		1	02/21/2018 11:14	WG1075624

- 1 Cp
- 2 Tc
- 3 Ss
- 4 Cn

Metals (ICP) by Method 6010B

Analyte	Result (dry)	Qualifier	MDL (dry)	RDL (dry)	Dilution	Analysis date / time	Batch
Arsenic	12.8		0.730	2.25	1	02/19/2018 16:33	WG1074161

- 5 Sr
- 6 Qc
- 7 Gl
- 8 Al
- 9 Sc

Pesticides (GC) by Method 8081

Analyte	Result (dry)	Qualifier	MDL (dry)	RDL (dry)	Dilution	Analysis date / time	Batch
Aldrin	U		0.000262	0.0225	1	02/16/2018 17:01	WG1074075
Alpha BHC	U		0.000217	0.0225	1	02/16/2018 17:01	WG1074075
Beta BHC	U		0.000340	0.0225	1	02/16/2018 17:01	WG1074075
Delta BHC	U		0.000170	0.0225	1	02/16/2018 17:01	WG1074075
Gamma BHC	U		0.000275	0.0225	1	02/16/2018 17:01	WG1074075
4,4-DDD	0.198		0.000184	0.0225	1	02/16/2018 17:01	WG1074075
4,4-DDE	0.303		0.000185	0.0225	1	02/16/2018 17:01	WG1074075
4,4-DDT	0.259	P	0.000299	0.0225	1	02/16/2018 17:01	WG1074075
Dieldrin	U		0.0000999	0.00225	1	02/16/2018 17:01	WG1074075
Endosulfan I	U		0.000240	0.0225	1	02/16/2018 17:01	WG1074075
Endosulfan II	U		0.000258	0.0225	1	02/16/2018 17:01	WG1074075
Endosulfan sulfate	U		0.000191	0.0225	1	02/16/2018 17:01	WG1074075
Endrin	U		0.000246	0.0225	1	02/16/2018 17:01	WG1074075
Endrin aldehyde	U		0.000272	0.0225	1	02/16/2018 17:01	WG1074075
Endrin ketone	U		0.000178	0.0225	1	02/16/2018 17:01	WG1074075
Heptachlor	U		0.000113	0.0225	1	02/16/2018 17:01	WG1074075
Heptachlor epoxide	U		0.000424	0.0225	1	02/16/2018 17:01	WG1074075
Hexachlorobenzene	U		0.000251	0.0225	1	02/16/2018 17:01	WG1074075
Methoxychlor	U		0.000297	0.0225	1	02/16/2018 17:01	WG1074075
Chlordane	U		0.0438	0.225	1	02/16/2018 17:01	WG1074075
Toxaphene	32.4		0.808	8.98	20	02/19/2018 14:05	WG1074075
(S) Decachlorobiphenyl	86.3			10.0-148		02/16/2018 17:01	WG1074075
(S) Decachlorobiphenyl	100	J7		10.0-148		02/19/2018 14:05	WG1074075
(S) Tetrachloro-m-xylene	86.5			21.0-146		02/16/2018 17:01	WG1074075
(S) Tetrachloro-m-xylene	74.0	J7		21.0-146		02/19/2018 14:05	WG1074075



Collected date/time: 02/14/18 11:20

L970629

Total Solids by Method 2540 G-2011

Analyte	Result	Qualifier	Dilution	Analysis date / time	Batch
Total Solids	90.5		1	02/21/2018 11:14	WG1075624

1 Cp

2 Tc

Metals (ICP) by Method 6010B

Analyte	Result (dry) mg/kg	Qualifier	MDL (dry) mg/kg	RDL (dry) mg/kg	Dilution	Analysis date / time	Batch
Arsenic	107		0.718	2.21	1	02/19/2018 16:36	WG1074161

3 Ss

4 Cn

Pesticides (GC) by Method 8081

Analyte	Result (dry) mg/kg	Qualifier	MDL (dry) mg/kg	RDL (dry) mg/kg	Dilution	Analysis date / time	Batch
Aldrin	U		0.000257	0.0221	1	02/16/2018 17:13	WG1074075
Alpha BHC	U		0.000213	0.0221	1	02/16/2018 17:13	WG1074075
Beta BHC	U		0.000335	0.0221	1	02/16/2018 17:13	WG1074075
Delta BHC	U		0.000167	0.0221	1	02/16/2018 17:13	WG1074075
Gamma BHC	U		0.000271	0.0221	1	02/16/2018 17:13	WG1074075
4,4-DDD	0.0200	J	0.000181	0.0221	1	02/16/2018 17:13	WG1074075
4,4-DDE	0.119		0.000182	0.0221	1	02/16/2018 17:13	WG1074075
4,4-DDT	0.208		0.000294	0.0221	1	02/16/2018 17:13	WG1074075
Dieldrin	0.0327		0.0000984	0.00221	1	02/16/2018 17:13	WG1074075
Endosulfan I	U		0.000236	0.0221	1	02/16/2018 17:13	WG1074075
Endosulfan II	U		0.000254	0.0221	1	02/16/2018 17:13	WG1074075
Endosulfan sulfate	U		0.000188	0.0221	1	02/16/2018 17:13	WG1074075
Endrin	U		0.000242	0.0221	1	02/16/2018 17:13	WG1074075
Endrin aldehyde	U		0.000267	0.0221	1	02/16/2018 17:13	WG1074075
Endrin ketone	U		0.000176	0.0221	1	02/16/2018 17:13	WG1074075
Heptachlor	0.00309	J	0.000112	0.0221	1	02/16/2018 17:13	WG1074075
Heptachlor epoxide	0.0171	J P	0.000418	0.0221	1	02/16/2018 17:13	WG1074075
Hexachlorobenzene	U		0.000248	0.0221	1	02/16/2018 17:13	WG1074075
Methoxychlor	U		0.000293	0.0221	1	02/16/2018 17:13	WG1074075
Chlordane	2.01		0.0431	0.221	1	02/16/2018 17:13	WG1074075
Toxaphene	U		0.0398	0.442	1	02/16/2018 17:13	WG1074075
(S) Decachlorobiphenyl	80.9			10.0-148		02/16/2018 17:13	WG1074075
(S) Tetrachloro-m-xylene	92.7			21.0-146		02/16/2018 17:13	WG1074075

5 Sr

6 Qc

7 Gl

8 Al

9 Sc



Total Solids by Method 2540 G-2011

Analyte	Result	Qualifier	Dilution	Analysis date / time	Batch
Total Solids	80.7		1	02/21/2018 11:14	WG1075624

Metals (ICP) by Method 6010B

Analyte	Result (dry)	Qualifier	MDL (dry)	RDL (dry)	Dilution	Analysis date / time	Batch
Arsenic	82.9		0.806	2.48	1	02/19/2018 16:39	WG1074161

Pesticides (GC) by Method 8081

Analyte	Result (dry)	Qualifier	MDL (dry)	RDL (dry)	Dilution	Analysis date / time	Batch
Aldrin	U		0.000289	0.0248	1	02/16/2018 17:26	WG1074075
Alpha BHC	U		0.000239	0.0248	1	02/16/2018 17:26	WG1074075
Beta BHC	U		0.000376	0.0248	1	02/16/2018 17:26	WG1074075
Delta BHC	U		0.000187	0.0248	1	02/16/2018 17:26	WG1074075
Gamma BHC	U		0.000304	0.0248	1	02/16/2018 17:26	WG1074075
4,4-DDD	0.00766	J	0.000203	0.0248	1	02/16/2018 17:26	WG1074075
4,4-DDE	0.0524		0.000205	0.0248	1	02/16/2018 17:26	WG1074075
4,4-DDT	0.111		0.000330	0.0248	1	02/16/2018 17:26	WG1074075
Dieldrin	0.0325		0.000110	0.00248	1	02/16/2018 17:26	WG1074075
Endosulfan I	0.00389	J	0.000265	0.0248	1	02/16/2018 17:26	WG1074075
Endosulfan II	U		0.000285	0.0248	1	02/16/2018 17:26	WG1074075
Endosulfan sulfate	U		0.000211	0.0248	1	02/16/2018 17:26	WG1074075
Endrin	U		0.000271	0.0248	1	02/16/2018 17:26	WG1074075
Endrin aldehyde	U		0.000300	0.0248	1	02/16/2018 17:26	WG1074075
Endrin ketone	U		0.000197	0.0248	1	02/16/2018 17:26	WG1074075
Heptachlor	0.00103	J	0.000125	0.0248	1	02/16/2018 17:26	WG1074075
Heptachlor epoxide	0.0107	J P	0.000469	0.0248	1	02/16/2018 17:26	WG1074075
Hexachlorobenzene	U		0.000278	0.0248	1	02/16/2018 17:26	WG1074075
Methoxychlor	U		0.000328	0.0248	1	02/16/2018 17:26	WG1074075
Chlordane	0.546		0.0483	0.248	1	02/16/2018 17:26	WG1074075
Toxaphene	U		0.0446	0.496	1	02/16/2018 17:26	WG1074075
(S) Decachlorobiphenyl	73.1			10.0-148		02/16/2018 17:26	WG1074075
(S) Tetrachloro-m-xylene	93.6			21.0-146		02/16/2018 17:26	WG1074075

1 Cp

2 Tc

3 Ss

4 Cn

5 Sr

6 Qc

7 Gl

8 Al

9 Sc



Total Solids by Method 2540 G-2011

Analyte	Result	Qualifier	Dilution	Analysis date / time	Batch
Total Solids	87.4		1	02/21/2018 11:01	WG1075628

1 Cp

2 Tc

Metals (ICP) by Method 6010B

Analyte	Result (dry) mg/kg	Qualifier	MDL (dry) mg/kg	RDL (dry) mg/kg	Dilution	Analysis date / time	Batch
Arsenic	19.7		0.744	2.29	1	02/19/2018 16:42	WG1074161

3 Ss

4 Cn

Pesticides (GC) by Method 8081

Analyte	Result (dry) mg/kg	Qualifier	MDL (dry) mg/kg	RDL (dry) mg/kg	Dilution	Analysis date / time	Batch
Aldrin	U		0.000267	0.0229	1	02/16/2018 17:38	WG1074075
Alpha BHC	U		0.000221	0.0229	1	02/16/2018 17:38	WG1074075
Beta BHC	U		0.000347	0.0229	1	02/16/2018 17:38	WG1074075
Delta BHC	U		0.000173	0.0229	1	02/16/2018 17:38	WG1074075
Gamma BHC	U		0.000280	0.0229	1	02/16/2018 17:38	WG1074075
4,4-DDD	U		0.000188	0.0229	1	02/16/2018 17:38	WG1074075
4,4-DDE	0.0216	J	0.000189	0.0229	1	02/16/2018 17:38	WG1074075
4,4-DDT	0.0385		0.000305	0.0229	1	02/16/2018 17:38	WG1074075
Dieldrin	0.0405		0.000102	0.00229	1	02/16/2018 17:38	WG1074075
Endosulfan I	U		0.000245	0.0229	1	02/16/2018 17:38	WG1074075
Endosulfan II	U		0.000263	0.0229	1	02/16/2018 17:38	WG1074075
Endosulfan sulfate	U		0.000195	0.0229	1	02/16/2018 17:38	WG1074075
Endrin	U		0.000251	0.0229	1	02/16/2018 17:38	WG1074075
Endrin aldehyde	U		0.000277	0.0229	1	02/16/2018 17:38	WG1074075
Endrin ketone	U		0.000182	0.0229	1	02/16/2018 17:38	WG1074075
Heptachlor	U		0.000116	0.0229	1	02/16/2018 17:38	WG1074075
Heptachlor epoxide	U		0.000433	0.0229	1	02/16/2018 17:38	WG1074075
Hexachlorobenzene	U		0.000256	0.0229	1	02/16/2018 17:38	WG1074075
Methoxychlor	U		0.000303	0.0229	1	02/16/2018 17:38	WG1074075
Chlordane	0.242		0.0446	0.229	1	02/16/2018 17:38	WG1074075
Toxaphene	U		0.0412	0.458	1	02/16/2018 17:38	WG1074075
(S) Decachlorobiphenyl	72.3			10.0-148		02/16/2018 17:38	WG1074075
(S) Tetrachloro-m-xylene	88.0			21.0-146		02/16/2018 17:38	WG1074075

5 Sr

6 Qc

7 Gl

8 Al

9 Sc



Total Solids by Method 2540 G-2011

Analyte	Result	Qualifier	Dilution	Analysis date / time	Batch
Total Solids	85.5		1	02/21/2018 11:01	WG1075628

Metals (ICP) by Method 6010B

Analyte	Result (dry) mg/kg	Qualifier	MDL (dry) mg/kg	RDL (dry) mg/kg	Dilution	Analysis date / time	Batch
Arsenic	9.82		0.761	2.34	1	02/19/2018 16:46	WG1074161

Pesticides (GC) by Method 8081

Analyte	Result (dry) mg/kg	Qualifier	MDL (dry) mg/kg	RDL (dry) mg/kg	Dilution	Analysis date / time	Batch
Aldrin	U		0.000273	0.0234	1	02/16/2018 17:51	WG1074075
Alpha BHC	U		0.000226	0.0234	1	02/16/2018 17:51	WG1074075
Beta BHC	U		0.000355	0.0234	1	02/16/2018 17:51	WG1074075
Delta BHC	U		0.000177	0.0234	1	02/16/2018 17:51	WG1074075
Gamma BHC	U		0.000287	0.0234	1	02/16/2018 17:51	WG1074075
4,4-DDD	0.00424	J	0.000192	0.0234	1	02/16/2018 17:51	WG1074075
4,4-DDE	0.0363		0.000193	0.0234	1	02/16/2018 17:51	WG1074075
4,4-DDT	0.0727		0.000311	0.0234	1	02/16/2018 17:51	WG1074075
Dieldrin	0.0160		0.000104	0.00234	1	02/16/2018 17:51	WG1074075
Endosulfan I	U		0.000250	0.0234	1	02/16/2018 17:51	WG1074075
Endosulfan II	U		0.000269	0.0234	1	02/16/2018 17:51	WG1074075
Endosulfan sulfate	U		0.000199	0.0234	1	02/16/2018 17:51	WG1074075
Endrin	U		0.000256	0.0234	1	02/16/2018 17:51	WG1074075
Endrin aldehyde	U		0.000283	0.0234	1	02/16/2018 17:51	WG1074075
Endrin ketone	U		0.000186	0.0234	1	02/16/2018 17:51	WG1074075
Heptachlor	0.000309	J	0.000118	0.0234	1	02/16/2018 17:51	WG1074075
Heptachlor epoxide	0.00247	J P	0.000442	0.0234	1	02/16/2018 17:51	WG1074075
Hexachlorobenzene	U		0.000262	0.0234	1	02/16/2018 17:51	WG1074075
Methoxychlor	U		0.000310	0.0234	1	02/16/2018 17:51	WG1074075
Chlordane	0.233	J	0.0456	0.234	1	02/16/2018 17:51	WG1074075
Toxaphene	U		0.0421	0.468	1	02/16/2018 17:51	WG1074075
(S) Decachlorobiphenyl	69.5			10.0-148		02/16/2018 17:51	WG1074075
(S) Tetrachloro-m-xylene	102			21.0-146		02/16/2018 17:51	WG1074075

1 Cp

2 Tc

3 Ss

4 Cn

5 Sr

6 Qc

7 Gl

8 Al

9 Sc



Total Solids by Method 2540 G-2011

Analyte	Result	Qualifier	Dilution	Analysis date / time	Batch
Total Solids	91.7		1	02/21/2018 11:01	WG1075628

Metals (ICP) by Method 6010B

Analyte	Result (dry) mg/kg	Qualifier	MDL (dry) mg/kg	RDL (dry) mg/kg	Dilution	Analysis date / time	Batch
Arsenic	7.19		0.709	2.18	1	02/19/2018 16:49	WG1074161

Pesticides (GC) by Method 8081

Analyte	Result (dry) mg/kg	Qualifier	MDL (dry) mg/kg	RDL (dry) mg/kg	Dilution	Analysis date / time	Batch
Aldrin	U		0.000254	0.0218	1	02/16/2018 18:03	WG1074075
Alpha BHC	U		0.000211	0.0218	1	02/16/2018 18:03	WG1074075
Beta BHC	U		0.000331	0.0218	1	02/16/2018 18:03	WG1074075
Delta BHC	U		0.000165	0.0218	1	02/16/2018 18:03	WG1074075
Gamma BHC	U		0.000267	0.0218	1	02/16/2018 18:03	WG1074075
4,4-DDD	0.00127	J	0.000179	0.0218	1	02/16/2018 18:03	WG1074075
4,4-DDE	0.000861	J	0.000180	0.0218	1	02/16/2018 18:03	WG1074075
4,4-DDT	0.0116	J	0.000290	0.0218	1	02/16/2018 18:03	WG1074075
Dieldrin	0.00167	J	0.0000971	0.00218	1	02/16/2018 18:03	WG1074075
Endosulfan I	U		0.000233	0.0218	1	02/16/2018 18:03	WG1074075
Endosulfan II	U		0.000251	0.0218	1	02/16/2018 18:03	WG1074075
Endosulfan sulfate	U		0.000185	0.0218	1	02/16/2018 18:03	WG1074075
Endrin	U		0.000239	0.0218	1	02/16/2018 18:03	WG1074075
Endrin aldehyde	U		0.000264	0.0218	1	02/16/2018 18:03	WG1074075
Endrin ketone	U		0.000173	0.0218	1	02/16/2018 18:03	WG1074075
Heptachlor	0.000192	J	0.000110	0.0218	1	02/16/2018 18:03	WG1074075
Heptachlor epoxide	0.000443	J	0.000412	0.0218	1	02/16/2018 18:03	WG1074075
Hexachlorobenzene	U		0.000244	0.0218	1	02/16/2018 18:03	WG1074075
Methoxychlor	U		0.000289	0.0218	1	02/16/2018 18:03	WG1074075
Chlordane	0.0656	J	0.0425	0.218	1	02/16/2018 18:03	WG1074075
Toxaphene	U		0.0393	0.436	1	02/16/2018 18:03	WG1074075
(S) Decachlorobiphenyl	35.2			10.0-148		02/16/2018 18:03	WG1074075
(S) Tetrachloro-m-xylene	47.3			21.0-146		02/16/2018 18:03	WG1074075

1 Cp

2 Tc

3 Ss

4 Cn

5 Sr

6 Qc

7 Gl

8 Al

9 Sc



Total Solids by Method 2540 G-2011

Analyte	Result	Qualifier	Dilution	Analysis date / time	Batch
Total Solids	84.1		1	02/21/2018 11:01	WG1075628

Metals (ICP) by Method 6010B

Analyte	Result (dry) mg/kg	Qualifier	MDL (dry) mg/kg	RDL (dry) mg/kg	Dilution	Analysis date / time	Batch
Arsenic	18.5		0.773	2.38	1	02/19/2018 16:52	WG1074161

Pesticides (GC) by Method 8081

Analyte	Result (dry) mg/kg	Qualifier	MDL (dry) mg/kg	RDL (dry) mg/kg	Dilution	Analysis date / time	Batch
Aldrin	U		0.000277	0.0238	1	02/16/2018 18:16	WG1074075
Alpha BHC	U		0.000229	0.0238	1	02/16/2018 18:16	WG1074075
Beta BHC	U		0.000360	0.0238	1	02/16/2018 18:16	WG1074075
Delta BHC	U		0.000180	0.0238	1	02/16/2018 18:16	WG1074075
Gamma BHC	U		0.000291	0.0238	1	02/16/2018 18:16	WG1074075
4,4-DDD	0.00587	J	0.000195	0.0238	1	02/16/2018 18:16	WG1074075
4,4-DDE	0.0464		0.000196	0.0238	1	02/16/2018 18:16	WG1074075
4,4-DDT	0.0791		0.000316	0.0238	1	02/16/2018 18:16	WG1074075
Dieldrin	0.0113		0.000106	0.00238	1	02/16/2018 18:16	WG1074075
Endosulfan I	U		0.000254	0.0238	1	02/16/2018 18:16	WG1074075
Endosulfan II	U		0.000273	0.0238	1	02/16/2018 18:16	WG1074075
Endosulfan sulfate	U		0.000202	0.0238	1	02/16/2018 18:16	WG1074075
Endrin	U		0.000260	0.0238	1	02/16/2018 18:16	WG1074075
Endrin aldehyde	U		0.000288	0.0238	1	02/16/2018 18:16	WG1074075
Endrin ketone	U		0.000189	0.0238	1	02/16/2018 18:16	WG1074075
Heptachlor	U		0.000120	0.0238	1	02/16/2018 18:16	WG1074075
Heptachlor epoxide	0.00285	J P	0.000449	0.0238	1	02/16/2018 18:16	WG1074075
Hexachlorobenzene	U		0.000266	0.0238	1	02/16/2018 18:16	WG1074075
Methoxychlor	U		0.000315	0.0238	1	02/16/2018 18:16	WG1074075
Chlordane	0.274		0.0464	0.238	1	02/16/2018 18:16	WG1074075
Toxaphene	U		0.0428	0.476	1	02/16/2018 18:16	WG1074075
(S) Decachlorobiphenyl	68.0			10.0-148		02/16/2018 18:16	WG1074075
(S) Tetrachloro-m-xylene	100			21.0-146		02/16/2018 18:16	WG1074075

1 Cp

2 Tc

3 Ss

4 Cn

5 Sr

6 Qc

7 Gl

8 Al

9 Sc



Collected date/time: 02/14/18 13:46

L970629

Total Solids by Method 2540 G-2011

Analyte	Result	Qualifier	Dilution	Analysis date / time	Batch
Total Solids	82.4		1	02/21/2018 11:01	WG1075628

1 Cp

2 Tc

Metals (ICP) by Method 6010B

Analyte	Result (dry)	Qualifier	MDL (dry)	RDL (dry)	Dilution	Analysis date / time	Batch
Arsenic	22.6		0.788	2.43	1	02/19/2018 16:56	WG1074161

3 Ss

4 Cn

Pesticides (GC) by Method 8081

Analyte	Result (dry)	Qualifier	MDL (dry)	RDL (dry)	Dilution	Analysis date / time	Batch
Aldrin	U		0.000283	0.0243	1	02/16/2018 18:29	WG1074075
Alpha BHC	U		0.000234	0.0243	1	02/16/2018 18:29	WG1074075
Beta BHC	U		0.000368	0.0243	1	02/16/2018 18:29	WG1074075
Delta BHC	U		0.000183	0.0243	1	02/16/2018 18:29	WG1074075
Gamma BHC	U		0.000297	0.0243	1	02/16/2018 18:29	WG1074075
4,4-DDD	U		0.000199	0.0243	1	02/16/2018 18:29	WG1074075
4,4-DDE	0.0324		0.000200	0.0243	1	02/16/2018 18:29	WG1074075
4,4-DDT	0.0367		0.000323	0.0243	1	02/16/2018 18:29	WG1074075
Dieldrin	0.0157		0.000108	0.00243	1	02/16/2018 18:29	WG1074075
Endosulfan I	U		0.000260	0.0243	1	02/16/2018 18:29	WG1074075
Endosulfan II	U		0.000279	0.0243	1	02/16/2018 18:29	WG1074075
Endosulfan sulfate	U		0.000206	0.0243	1	02/16/2018 18:29	WG1074075
Endrin	U		0.000266	0.0243	1	02/16/2018 18:29	WG1074075
Endrin aldehyde	U		0.000294	0.0243	1	02/16/2018 18:29	WG1074075
Endrin ketone	U		0.000193	0.0243	1	02/16/2018 18:29	WG1074075
Heptachlor	U		0.000123	0.0243	1	02/16/2018 18:29	WG1074075
Heptachlor epoxide	0.00526	J	0.000459	0.0243	1	02/16/2018 18:29	WG1074075
Hexachlorobenzene	U		0.000272	0.0243	1	02/16/2018 18:29	WG1074075
Methoxychlor	U		0.000321	0.0243	1	02/16/2018 18:29	WG1074075
Chlordane	0.180	J	0.0473	0.243	1	02/16/2018 18:29	WG1074075
Toxaphene	U		0.0437	0.485	1	02/16/2018 18:29	WG1074075
(S) Decachlorobiphenyl	63.8			10.0-148		02/16/2018 18:29	WG1074075
(S) Tetrachloro-m-xylene	85.6			21.0-146		02/16/2018 18:29	WG1074075

5 Sr

6 Qc

7 Gl

8 Al

9 Sc



Collected date/time: 02/14/18 14:00

L970629

Total Solids by Method 2540 G-2011

Analyte	Result	Qualifier	Dilution	Analysis date / time	Batch
Total Solids	85.3		1	02/21/2018 11:01	WG1075628

1 Cp

2 Tc

Metals (ICP) by Method 6010B

Analyte	Result (dry)	Qualifier	MDL (dry)	RDL (dry)	Dilution	Analysis date / time	Batch
Arsenic	10.6		0.762	2.35	1	02/19/2018 17:05	WG1074161

3 Ss

4 Cn

Pesticides (GC) by Method 8081

Analyte	Result (dry)	Qualifier	MDL (dry)	RDL (dry)	Dilution	Analysis date / time	Batch
Aldrin	U		0.000273	0.0235	1	02/16/2018 18:41	WG1074075
Alpha BHC	U		0.000226	0.0235	1	02/16/2018 18:41	WG1074075
Beta BHC	U		0.000355	0.0235	1	02/16/2018 18:41	WG1074075
Delta BHC	U		0.000177	0.0235	1	02/16/2018 18:41	WG1074075
Gamma BHC	U		0.000287	0.0235	1	02/16/2018 18:41	WG1074075
4,4-DDD	0.00901	J	0.000192	0.0235	1	02/16/2018 18:41	WG1074075
4,4-DDE	0.135		0.000194	0.0235	1	02/16/2018 18:41	WG1074075
4,4-DDT	0.0573		0.000312	0.0235	1	02/16/2018 18:41	WG1074075
Dieldrin	0.00345		0.000104	0.00235	1	02/16/2018 18:41	WG1074075
Endosulfan I	U		0.000251	0.0235	1	02/16/2018 18:41	WG1074075
Endosulfan II	U		0.000270	0.0235	1	02/16/2018 18:41	WG1074075
Endosulfan sulfate	U		0.000199	0.0235	1	02/16/2018 18:41	WG1074075
Endrin	U		0.000257	0.0235	1	02/16/2018 18:41	WG1074075
Endrin aldehyde	U		0.000284	0.0235	1	02/16/2018 18:41	WG1074075
Endrin ketone	U		0.000186	0.0235	1	02/16/2018 18:41	WG1074075
Heptachlor	U		0.000118	0.0235	1	02/16/2018 18:41	WG1074075
Heptachlor epoxide	U		0.000443	0.0235	1	02/16/2018 18:41	WG1074075
Hexachlorobenzene	U		0.000263	0.0235	1	02/16/2018 18:41	WG1074075
Methoxychlor	U		0.000311	0.0235	1	02/16/2018 18:41	WG1074075
Chlordane	0.0762	J	0.0457	0.235	1	02/16/2018 18:41	WG1074075
Toxaphene	U		0.0422	0.469	1	02/16/2018 18:41	WG1074075
(S) Decachlorobiphenyl	60.4			10.0-148		02/16/2018 18:41	WG1074075
(S) Tetrachloro-m-xylene	100			21.0-146		02/16/2018 18:41	WG1074075

5 Sr

6 Qc

7 Gl

8 Al

9 Sc



Collected date/time: 02/14/18 14:05

L970629

Total Solids by Method 2540 G-2011

Analyte	Result	Qualifier	Dilution	Analysis date / time	Batch
Total Solids	86.4		1	02/21/2018 11:01	WG1075628

1 Cp

2 Tc

Metals (ICP) by Method 6010B

Analyte	Result (dry)	Qualifier	MDL (dry)	RDL (dry)	Dilution	Analysis date / time	Batch
Arsenic	6.58		0.752	2.31	1	02/19/2018 17:09	WG1074161

3 Ss

4 Cn

Pesticides (GC) by Method 8081

Analyte	Result (dry)	Qualifier	MDL (dry)	RDL (dry)	Dilution	Analysis date / time	Batch
Aldrin	U		0.000270	0.0231	1	02/16/2018 18:54	WG1074075
Alpha BHC	U		0.000223	0.0231	1	02/16/2018 18:54	WG1074075
Beta BHC	U		0.000351	0.0231	1	02/16/2018 18:54	WG1074075
Delta BHC	U		0.000175	0.0231	1	02/16/2018 18:54	WG1074075
Gamma BHC	U		0.000283	0.0231	1	02/16/2018 18:54	WG1074075
4,4-DDD	0.00343	J	0.000190	0.0231	1	02/16/2018 18:54	WG1074075
4,4-DDE	0.0299		0.000191	0.0231	1	02/16/2018 18:54	WG1074075
4,4-DDT	0.0255		0.000308	0.0231	1	02/16/2018 18:54	WG1074075
Dieldrin	0.00314		0.000103	0.00231	1	02/16/2018 18:54	WG1074075
Endosulfan I	U		0.000248	0.0231	1	02/16/2018 18:54	WG1074075
Endosulfan II	U		0.000266	0.0231	1	02/16/2018 18:54	WG1074075
Endosulfan sulfate	U		0.000197	0.0231	1	02/16/2018 18:54	WG1074075
Endrin	U		0.000253	0.0231	1	02/16/2018 18:54	WG1074075
Endrin aldehyde	U		0.000280	0.0231	1	02/16/2018 18:54	WG1074075
Endrin ketone	U		0.000184	0.0231	1	02/16/2018 18:54	WG1074075
Heptachlor	U		0.000117	0.0231	1	02/16/2018 18:54	WG1074075
Heptachlor epoxide	0.00111	J P	0.000437	0.0231	1	02/16/2018 18:54	WG1074075
Hexachlorobenzene	U		0.000259	0.0231	1	02/16/2018 18:54	WG1074075
Methoxychlor	U		0.000307	0.0231	1	02/16/2018 18:54	WG1074075
Chlordane	0.0587	J	0.0451	0.231	1	02/16/2018 18:54	WG1074075
Toxaphene	U		0.0417	0.463	1	02/16/2018 18:54	WG1074075
(S) Decachlorobiphenyl	66.4			10.0-148		02/16/2018 18:54	WG1074075
(S) Tetrachloro-m-xylene	94.9			21.0-146		02/16/2018 18:54	WG1074075

5 Sr

6 Qc

7 Gl

8 Al

9 Sc



Collected date/time: 02/14/18 12:25

L970629

Total Solids by Method 2540 G-2011

Analyte	Result	Qualifier	Dilution	Analysis date / time	Batch
Total Solids	91.4		1	02/21/2018 11:01	WG1075628

Metals (ICP) by Method 6010B

Analyte	Result (dry) mg/kg	Qualifier	MDL (dry) mg/kg	RDL (dry) mg/kg	Dilution	Analysis date / time	Batch
Arsenic	12.9		0.711	2.19	1	02/19/2018 17:12	WG1074161

Pesticides (GC) by Method 8081

Analyte	Result (dry) mg/kg	Qualifier	MDL (dry) mg/kg	RDL (dry) mg/kg	Dilution	Analysis date / time	Batch
Aldrin	U		0.000255	0.0219	1	02/16/2018 19:06	WG1074075
Alpha BHC	U		0.000211	0.0219	1	02/16/2018 19:06	WG1074075
Beta BHC	U		0.000331	0.0219	1	02/16/2018 19:06	WG1074075
Delta BHC	U		0.000165	0.0219	1	02/16/2018 19:06	WG1074075
Gamma BHC	U		0.000268	0.0219	1	02/16/2018 19:06	WG1074075
4,4-DDD	0.00526	J	0.000179	0.0219	1	02/16/2018 19:06	WG1074075
4,4-DDE	0.00737	J	0.000180	0.0219	1	02/16/2018 19:06	WG1074075
4,4-DDT	0.0255		0.000291	0.0219	1	02/16/2018 19:06	WG1074075
Dieldrin	0.00447		0.0000973	0.00219	1	02/16/2018 19:06	WG1074075
Endosulfan I	U		0.000234	0.0219	1	02/16/2018 19:06	WG1074075
Endosulfan II	U		0.000252	0.0219	1	02/16/2018 19:06	WG1074075
Endosulfan sulfate	U		0.000186	0.0219	1	02/16/2018 19:06	WG1074075
Endrin	U		0.000240	0.0219	1	02/16/2018 19:06	WG1074075
Endrin aldehyde	U		0.000265	0.0219	1	02/16/2018 19:06	WG1074075
Endrin ketone	U		0.000174	0.0219	1	02/16/2018 19:06	WG1074075
Heptachlor	U		0.000110	0.0219	1	02/16/2018 19:06	WG1074075
Heptachlor epoxide	0.00130	J P	0.000413	0.0219	1	02/16/2018 19:06	WG1074075
Hexachlorobenzene	U		0.000245	0.0219	1	02/16/2018 19:06	WG1074075
Methoxychlor	U		0.000290	0.0219	1	02/16/2018 19:06	WG1074075
Chlordane	0.143	J	0.0427	0.219	1	02/16/2018 19:06	WG1074075
Toxaphene	U		0.0394	0.438	1	02/16/2018 19:06	WG1074075
(S) Decachlorobiphenyl	66.7			10.0-148		02/16/2018 19:06	WG1074075
(S) Tetrachloro-m-xylene	93.5			21.0-146		02/16/2018 19:06	WG1074075

1 Cp
2 Tc
3 Ss
4 Cn
5 Sr
6 Qc
7 Gl
8 Al
9 Sc



Method Blank (MB)

(MB) R3288115-1 02/21/18 14:59

Analyte	MB Result %	MB Qualifier	MB MDL %	MB RDL %
Total Solids	0.00200			

¹ Cp

² Tc

³ Ss

⁴ Cn

⁵ Sr

⁶ Qc

L970629-01 Original Sample (OS) • Duplicate (DUP)

(OS) L970629-01 02/21/18 14:59 • (DUP) R3288115-3 02/21/18 14:59

Analyte	Original Result %	DUP Result %	Dilution	DUP RPD %	DUP Qualifier	DUP RPD Limits
Total Solids	85.8	85.1	1	0.732		5

⁷ Gl

⁸ Al

⁹ Sc

Laboratory Control Sample (LCS)

(LCS) R3288115-2 02/21/18 14:59

Analyte	Spike Amount %	LCS Result %	LCS Rec. %	Rec. Limits %	LCS Qualifier
Total Solids	50.0	50.0	99.9	85.0-115	



Method Blank (MB)

(MB) R3288098-1 02/21/18 11:36

Analyte	MB Result	MB Qualifier	MB MDL	MB RDL
	%		%	%
Total Solids	0.00100			

¹ Cp

² Tc

³ Ss

⁴ Cn

⁵ Sr

⁶ Qc

L970629-09 Original Sample (OS) • Duplicate (DUP)

(OS) L970629-09 02/21/18 11:36 • (DUP) R3288098-3 02/21/18 11:36

Analyte	Original Result	DUP Result	Dilution	DUP RPD	DUP Qualifier	DUP RPD Limits
	%	%		%		%
Total Solids	81.2	81.6	1	0.498		5

⁷ Gl

⁸ Al

⁹ Sc

Laboratory Control Sample (LCS)

(LCS) R3288098-2 02/21/18 11:36

Analyte	Spike Amount	LCS Result	LCS Rec.	Rec. Limits	LCS Qualifier
	%	%	%	%	
Total Solids	50.0	50.0	100	85.0-115	



Method Blank (MB)

(MB) R3288095-1 02/21/18 11:14

Analyte	MB Result	MB Qualifier	MB MDL	MB RDL
	%		%	%
Total Solids	0.00200			

¹Cp

²Tc

³Ss

L970629-19 Original Sample (OS) • Duplicate (DUP)

(OS) L970629-19 02/21/18 11:14 • (DUP) R3288095-3 02/21/18 11:14

Analyte	Original Result	DUP Result	Dilution	DUP RPD	DUP Qualifier	DUP RPD Limits
	%	%		%		%
Total Solids	88.1	87.7	1	0.486		5

⁴Cn

⁵Sr

Laboratory Control Sample (LCS)

(LCS) R3288095-2 02/21/18 11:14

Analyte	Spike Amount	LCS Result	LCS Rec.	Rec. Limits	LCS Qualifier
	%	%	%	%	
Total Solids	50.0	50.0	100	85.0-115	

⁶Qc

⁷Gl

⁸Al

⁹Sc



Method Blank (MB)

(MB) R3288094-1 02/21/18 11:01

Analyte	MB Result	<u>MB Qualifier</u>	MB MDL	MB RDL
	%		%	%
Total Solids	0.00200			

¹Cp

²Tc

³Ss

⁴Cn

⁵Sr

L970629-29 Original Sample (OS) • Duplicate (DUP)

(OS) L970629-29 02/21/18 11:01 • (DUP) R3288094-3 02/21/18 11:01

Analyte	Original Result	DUP Result	Dilution	DUP RPD	<u>DUP Qualifier</u>	DUP RPD Limits
	%	%		%		%
Total Solids	87.4	87.2	1	0.228		5

⁶Qc

Laboratory Control Sample (LCS)

(LCS) R3288094-2 02/21/18 11:01

Analyte	Spike Amount	LCS Result	LCS Rec.	Rec. Limits	<u>LCS Qualifier</u>
	%	%	%	%	
Total Solids	50.0	50.0	100	85.0-115	

⁷Gl

⁸Al

⁹Sc



Method Blank (MB)

(MB) R3287468-1 02/19/18 17:35

Analyte	MB Result mg/kg	MB Qualifier	MB MDL mg/kg	MB RDL mg/kg
Lead	U		0.19	0.500

¹ Cp

² Tc

³ Ss

⁴ Cn

⁵ Sr

⁶ Qc

⁷ Gl

⁸ Al

⁹ Sc

Laboratory Control Sample (LCS) • Laboratory Control Sample Duplicate (LCSD)

(LCS) R3287468-2 02/19/18 17:38 • (LCSD) R3287468-3 02/19/18 17:41

Analyte	Spike Amount mg/kg	LCS Result mg/kg	LCSD Result mg/kg	LCS Rec. %	LCSD Rec. %	Rec. Limits %	LCS Qualifier	LCSD Qualifier	RPD %	RPD Limits %
Lead	100	104	103	104	103	80-120			0.8	20

L970629-01 Original Sample (OS) • Matrix Spike (MS) • Matrix Spike Duplicate (MSD)

(OS) L970629-01 02/19/18 17:44 • (MS) R3287468-6 02/19/18 17:54 • (MSD) R3287468-7 02/19/18 17:57

Analyte	Spike Amount (dry) mg/kg	Original Result (dry) mg/kg	MS Result (dry) mg/kg	MSD Result (dry) mg/kg	MS Rec. %	MSD Rec. %	Dilution	Rec. Limits %	MS Qualifier	MSD Qualifier	RPD %	RPD Limits %
Lead	117	311	468	493	134	156	1	75.0-125	<u>J5</u>	<u>J5</u>	5.19	20



Method Blank (MB)

(MB) R3287467-1 02/19/18 15:48

Analyte	MB Result	MB Qualifier	MB MDL	MB RDL
	mg/kg		mg/kg	mg/kg
Arsenic	U		0.65	2.00
Lead	U		0.19	0.500

1 Cp

2 Tc

3 Ss

4 Cn

5 Sr

6 Qc

7 Gl

8 Al

9 Sc

Laboratory Control Sample (LCS) • Laboratory Control Sample Duplicate (LCSD)

(LCS) R3287467-2 02/19/18 15:51 • (LCSD) R3287467-3 02/19/18 15:54

Analyte	Spike Amount	LCS Result	LCSD Result	LCS Rec.	LCSD Rec.	Rec. Limits	LCS Qualifier	LCSD Qualifier	RPD	RPD Limits
	mg/kg	mg/kg	mg/kg	%	%	%			%	%
Arsenic	100	107	103	107	103	80-120			3.5	20
Lead	100	106	102	106	102	80-120			3.59	20

L970629-21 Original Sample (OS) • Matrix Spike (MS) • Matrix Spike Duplicate (MSD)

(OS) L970629-21 02/19/18 15:57 • (MS) R3287467-6 02/19/18 16:07 • (MSD) R3287467-7 02/19/18 16:10

Analyte	Spike Amount (dry)	Original Result (dry)	MS Result (dry)	MSD Result (dry)	MS Rec.	MSD Rec.	Dilution	Rec. Limits	MS Qualifier	MSD Qualifier	RPD	RPD Limits
	mg/kg	mg/kg	mg/kg	mg/kg	%	%		%			%	%
Arsenic	110	15.1	125	119	101	95.1	1	75.0-125			4.99	20
Lead	110	971	958	1170	0.000	185	1	75.0-125	V	J3 V	20.2	20



Method Blank (MB)

(MB) R3287272-1 02/16/18 14:30

Analyte	MB Result mg/kg	MB Qualifier	MB MDL mg/kg	MB RDL mg/kg
Aldrin	U		0.000233	0.0200
Alpha BHC	U		0.000193	0.0200
Beta BHC	U		0.000303	0.0200
Delta BHC	U		0.000151	0.0200
Gamma BHC	U		0.000245	0.0200
4,4-DDD	U		0.000164	0.0200
4,4-DDE	U		0.000165	0.0200
4,4-DDT	U		0.000266	0.0200
Dieldrin	U		0.0000890	0.00200
Endosulfan I	U		0.000214	0.0200
Endosulfan II	U		0.000230	0.0200
Endosulfan sulfate	U		0.000170	0.0200
Endrin	U		0.000219	0.0200
Endrin aldehyde	U		0.000242	0.0200
Endrin ketone	U		0.000159	0.0200
Heptachlor	U		0.000101	0.0200
Heptachlor epoxide	U		0.000378	0.0200
Hexachlorobenzene	U		0.000224	0.0200
Methoxychlor	U		0.000265	0.0200
Chlordane	U		0.0390	0.200
Toxaphene	U		0.0360	0.400
(S) Decachlorobiphenyl	82.2			10.0-148
(S) Tetrachloro-m-xylene	108			21.0-146

¹ Cp

² Tc

³ Ss

⁴ Cn

⁵ Sr

⁶ Qc

⁷ Gl

⁸ Al

⁹ Sc

Laboratory Control Sample (LCS) • Laboratory Control Sample Duplicate (LCSD)

(LCS) R3287272-2 02/16/18 14:43 • (LCSD) R3287272-3 02/16/18 14:55

Analyte	Spike Amount mg/kg	LCS Result mg/kg	LCSD Result mg/kg	LCS Rec. %	LCSD Rec. %	Rec. Limits %	LCS Qualifier	LCSD Qualifier	RPD %	RPD Limits %
Aldrin	0.0667	0.0729	0.0698	109	105	55.0-137			4.34	29
Alpha BHC	0.0667	0.0710	0.0674	106	101	55.0-136			5.14	28
Beta BHC	0.0667	0.0713	0.0680	107	102	53.0-133			4.69	28
Delta BHC	0.0667	0.0709	0.0675	106	101	53.0-139			4.88	29
Gamma BHC	0.0667	0.0709	0.0675	106	101	54.0-136			4.80	29
4,4-DDD	0.0667	0.0714	0.0688	107	103	51.0-141			3.64	29
4,4-DDE	0.0667	0.0717	0.0689	107	103	53.0-142			3.96	30
4,4-DDT	0.0667	0.0687	0.0663	103	99.4	47.0-143			3.53	30
Dieldrin	0.0667	0.0712	0.0681	107	102	54.0-141			4.41	29
Endosulfan I	0.0667	0.0714	0.0674	107	101	54.0-141			5.75	29



Laboratory Control Sample (LCS) • Laboratory Control Sample Duplicate (LCSD)

(LCS) R3287272-2 02/16/18 14:43 • (LCSD) R3287272-3 02/16/18 14:55

Analyte	Spike Amount mg/kg	LCS Result mg/kg	LCSD Result mg/kg	LCS Rec. %	LCSD Rec. %	Rec. Limits %	<u>LCS Qualifier</u>	<u>LCSD Qualifier</u>	RPD %	RPD Limits %
Endosulfan II	0.0667	0.0701	0.0676	105	101	53.0-140			3.71	28
Endosulfan sulfate	0.0667	0.0690	0.0667	103	100	52.0-141			3.44	29
Endrin	0.0667	0.0662	0.0629	99.2	94.3	52.0-137			5.10	29
Endrin aldehyde	0.0667	0.0639	0.0622	95.8	93.3	30.0-127			2.66	31
Endrin ketone	0.0667	0.0743	0.0719	111	108	51.0-139			3.39	28
Heptachlor	0.0667	0.0683	0.0653	102	97.9	53.0-144			4.47	29
Heptachlor epoxide	0.0667	0.0703	0.0674	105	101	54.0-137			4.21	28
Hexachlorobenzene	0.0667	0.0650	0.0620	97.5	92.9	50.0-135			4.85	28
Methoxychlor	0.0667	0.0656	0.0640	98.3	95.9	49.0-145			2.45	29
<i>(S) Decachlorobiphenyl</i>				71.1	74.0	10.0-148				
<i>(S) Tetrachloro-m-xylene</i>				96.9	99.2	21.0-146				

L970585-03 Original Sample (OS) • Matrix Spike (MS) • Matrix Spike Duplicate (MSD)

(OS) L970585-03 02/16/18 15:45 • (MS) R3287272-4 02/16/18 15:58 • (MSD) R3287272-5 02/16/18 16:10

Analyte	Spike Amount (dry) mg/kg	Original Result (dry) mg/kg	MS Result (dry) mg/kg	MSD Result (dry) mg/kg	MS Rec. %	MSD Rec. %	Dilution	Rec. Limits %	<u>MS Qualifier</u>	<u>MSD Qualifier</u>	RPD %	RPD Limits %
Aldrin	0.0810	U	0.0546	0.0521	67.4	64.3	1	19.0-152			4.64	24
Alpha BHC	0.0810	U	0.0647	0.0690	79.9	85.1	1	39.0-152			6.39	21
Beta BHC	0.0810	U	0.0664	0.0702	81.9	86.6	1	38.0-150			5.55	20
Delta BHC	0.0810	U	0.0651	0.0690	80.4	85.1	1	34.0-155			5.77	21
Gamma BHC	0.0810	U	0.0651	0.0697	80.4	86.0	1	38.0-153			6.76	21
4,4-DDD	0.0810	U	0.0615	0.0592	76.0	73.0	1	22.0-160			3.92	25
4,4-DDE	0.0810	U	0.0545	0.0503	67.3	62.0	1	10.0-160			8.20	27
4,4-DDT	0.0810	U	0.0444	0.0433	54.8	53.5	1	10.0-160			2.48	28
Dieldrin	0.0810	U	0.0620	0.0598	76.6	73.8	1	30.0-158			3.64	25
Endosulfan I	0.0810	U	0.0605	0.0612	74.7	75.6	1	31.0-155			1.22	25
Endosulfan II	0.0810	U	0.0615	0.0627	75.9	77.5	1	32.0-156			2.01	25
Endosulfan sulfate	0.0810	U	0.0624	0.0631	77.0	77.9	1	31.0-158			1.12	24
Endrin	0.0810	U	0.0569	0.0597	70.3	73.7	1	30.0-149			4.69	25
Endrin aldehyde	0.0810	U	0.0564	0.0593	69.7	73.2	1	20.0-157			4.91	26
Endrin ketone	0.0810	U	0.0662	0.0723	81.7	89.3	1	32.0-154			8.88	23
Heptachlor	0.0810	U	0.0532	0.0519	65.7	64.0	1	18.0-160			2.55	23
Heptachlor epoxide	0.0810	U	0.0586	0.0596	72.3	73.6	1	31.0-154			1.79	25
Hexachlorobenzene	0.0810	U	0.0531	0.0529	65.6	65.3	1	26.0-146			0.416	21
Methoxychlor	0.0810	U	0.0487	0.0484	60.1	59.7	1	10.0-160	<u>P</u>		0.617	27
<i>(S) Decachlorobiphenyl</i>					61.3	49.6		10.0-148				
<i>(S) Tetrachloro-m-xylene</i>					79.6	81.0		21.0-146				

1 Cp

2 Tc

3 Ss

4 Cn

5 Sr

6 Qc

7 Gl

8 Al

9 Sc



Guide to Reading and Understanding Your Laboratory Report

The information below is designed to better explain the various terms used in your report of analytical results from the Laboratory. This is not intended as a comprehensive explanation, and if you have additional questions please contact your project representative.

Abbreviations and Definitions

(dry)	Results are reported based on the dry weight of the sample. [this will only be present on a dry report basis for soils].
MDL	Method Detection Limit.
MDL (dry)	Method Detection Limit.
RDL	Reported Detection Limit.
RDL (dry)	Reported Detection Limit.
Rec.	Recovery.
RPD	Relative Percent Difference.
SDG	Sample Delivery Group.
(S)	Surrogate (Surrogate Standard) - Analytes added to every blank, sample, Laboratory Control Sample/Duplicate and Matrix Spike/Duplicate; used to evaluate analytical efficiency by measuring recovery. Surrogates are not expected to be detected in all environmental media.
U	Not detected at the Reporting Limit (or MDL where applicable).
Analyte	The name of the particular compound or analysis performed. Some Analyses and Methods will have multiple analytes reported.
Dilution	If the sample matrix contains an interfering material, or if concentrations of analytes in the sample are higher than the highest limit of concentration that the laboratory can accurately report, the sample may be diluted for analysis. If a value different than 1 is used in this field, the result reported has already been corrected for this factor.
Limits	These are the target % recovery ranges or % difference value that the laboratory has historically determined as normal for the method and analyte being reported. Successful QC Sample analysis will target all analytes recovered or duplicated within these ranges.
Original Sample	The non-spiked sample in the prep batch used to determine the Relative Percent Difference (RPD) from a quality control sample. The Original Sample may not be included within the reported SDG.
Qualifier	This column provides a letter and/or number designation that corresponds to additional information concerning the result reported. If a Qualifier is present, a definition per Qualifier is provided within the Glossary and Definitions page and potentially a discussion of possible implications of the Qualifier in the Case Narrative if applicable.
Result	The actual analytical final result (corrected for any sample specific characteristics) reported for your sample. If there was no measurable result returned for a specific analyte, the result in this column may state "ND" (Not Detected) or "BDL" (Below Detectable Levels). The information in the results column should always be accompanied by either an MDL (Method Detection Limit) or RDL (Reporting Detection Limit) that defines the lowest value that the laboratory could detect or report for this analyte.
Case Narrative (Cn)	A brief discussion about the included sample results, including a discussion of any non-conformances to protocol observed either at sample receipt by the laboratory from the field or during the analytical process. If present, there will be a section in the Case Narrative to discuss the meaning of any data qualifiers used in the report.
Quality Control Summary (Qc)	This section of the report includes the results of the laboratory quality control analyses required by procedure or analytical methods to assist in evaluating the validity of the results reported for your samples. These analyses are not being performed on your samples typically, but on laboratory generated material.
Sample Chain of Custody (Sc)	This is the document created in the field when your samples were initially collected. This is used to verify the time and date of collection, the person collecting the samples, and the analyses that the laboratory is requested to perform. This chain of custody also documents all persons (excluding commercial shippers) that have had control or possession of the samples from the time of collection until delivery to the laboratory for analysis.
Sample Results (Sr)	This section of your report will provide the results of all testing performed on your samples. These results are provided by sample ID and are separated by the analyses performed on each sample. The header line of each analysis section for each sample will provide the name and method number for the analysis reported.
Sample Summary (Ss)	This section of the Analytical Report defines the specific analyses performed for each sample ID, including the dates and times of preparation and/or analysis.

- 1 Cp
- 2 Tc
- 3 Ss
- 4 Cn
- 5 Sr
- 6 Qc
- 7 Gl
- 8 Al
- 9 Sc

Qualifier	Description
J	The identification of the analyte is acceptable; the reported value is an estimate.
J3	The associated batch QC was outside the established quality control range for precision.
J5	The sample matrix interfered with the ability to make any accurate determination; spike value is high.
J7	Surrogate recovery cannot be used for control limit evaluation due to dilution.
O1	The analyte failed the method required serial dilution test and/or subsequent post-spike criteria. These failures indicate matrix interference.
P	RPD between the primary and confirmatory analysis exceeded 40%.
V	The sample concentration is too high to evaluate accurate spike recoveries.



ESC Lab Sciences is the only environmental laboratory accredited/certified to support your work nationwide from one location. One phone call, one point of contact, one laboratory. No other lab is as accessible or prepared to handle your needs throughout the country. Our capacity and capability from our single location laboratory is comparable to the collective totals of the network laboratories in our industry. The most significant benefit to our one location design is the design of our laboratory campus. The model is conducive to accelerated productivity, decreasing turn-around time, and preventing cross contamination, thus protecting sample integrity. Our focus on premium quality and prompt service allows us to be YOUR LAB OF CHOICE.
 * Not all certifications held by the laboratory are applicable to the results reported in the attached report.

State Accreditations

Alabama	40660	Nevada	TN-03-2002-34
Alaska	UST-080	New Hampshire	2975
Arizona	AZ0612	New Jersey-NELAP	TN002
Arkansas	88-0469	New Mexico	TN00003
California	01157CA	New York	11742
Colorado	TN00003	North Carolina	Env375
Connecticut	PH-0197	North Carolina ¹	DW21704
Florida	E87487	North Carolina ²	41
Georgia	NELAP	North Dakota	R-140
Georgia ¹	923	Ohio-VAP	CL0069
Idaho	TN00003	Oklahoma	9915
Illinois	200008	Oregon	TN200002
Indiana	C-TN-01	Pennsylvania	68-02979
Iowa	364	Rhode Island	221
Kansas	E-10277	South Carolina	84004
Kentucky ¹	90010	South Dakota	n/a
Kentucky ²	16	Tennessee ¹⁴	2006
Louisiana	AI30792	Texas	T 104704245-07-TX
Maine	TN0002	Texas ⁵	LAB0152
Maryland	324	Utah	6157585858
Massachusetts	M-TN003	Vermont	VT2006
Michigan	9958	Virginia	109
Minnesota	047-999-395	Washington	C1915
Mississippi	TN00003	West Virginia	233
Missouri	340	Wisconsin	9980939910
Montana	CERT0086	Wyoming	A2LA
Nebraska	NE-OS-15-05		

1 Cp

2 Tc

3 Ss

4 Cn

5 Sr

6 Qc

7 Gl

8 Al

9 Sc

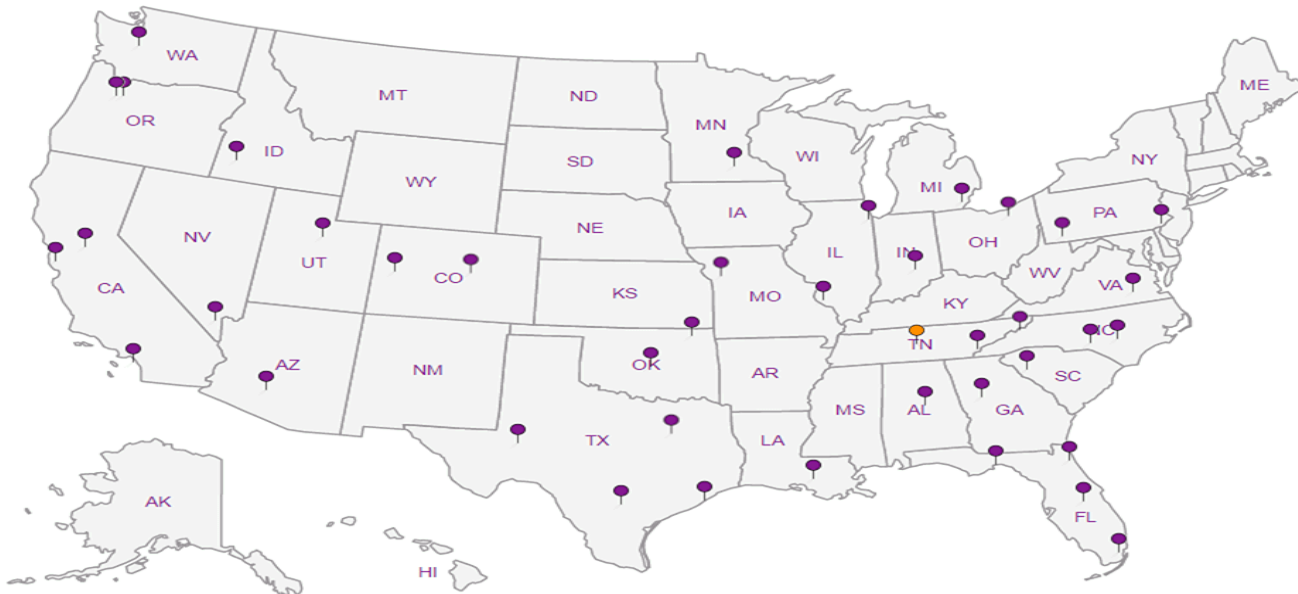
Third Party Federal Accreditations

A2LA – ISO 17025	1461.01	AIHA-LAP,LLC	100789
A2LA – ISO 17025 ⁵	1461.02	DOD	1461.01
Canada	1461.01	USDA	S-67674
EPA-Crypto	TN00003		

¹ Drinking Water ² Underground Storage Tanks ³ Aquatic Toxicity ⁴ Chemical/Microbiological ⁵ Mold n/a Accreditation not applicable

Our Locations

ESC Lab Sciences has sixty-four client support centers that provide sample pickup and/or the delivery of sampling supplies. If you would like assistance from one of our support offices, please contact our main office. ESC Lab Sciences performs all testing at our central laboratory.



SLR International Corporation - Oakland

110 - 11th Street

Report to:
Perth Silvers

Project Description: **Page St.**

Phone: **510-451-1746**

Fax:

Collected by (print): **Perth Silvers**

Client Project #

Site/Facility ID #: **Page St.**

Collected by (signature): **[Signature]**

Rush? (Lab MUST Be Notified)

Same Day Five Day
 Next Day 5 Day (Rad Only)
 Two Day 10 Day (Rad Only)
 Three Day

City/State Collected: **San Jose, CA**

Lab Project #
SLROCA-SILVERS

P.O. #

Quote #

Date Results Needed

Pres
Chk

Analysis / Container / Preservative

Chain of Custody Page 1 of 4



12065 Lebanon Rd
Mount Juliet, TN 37122
Phone: 615-758-5858
Phone: 800-767-5859
Fax: 615-758-5859



L# **970629**

D209

Acctnum: **SLROCA**

Template: **T132725**

Prelogin: **P639254**

TSR: **110 - Brian Ford**

PB:

Shipped Via:

Remarks Sample # (lab only)

Sample ID	Comp/Grab	Matrix *	Depth	Date	Time	No. of Cntrs	Analysis / Container / Preservative
PG-P1-01		SS	0.5ft	2/14/18	1515		M6010GAM:17-metals 4ozCir-NoPres
PG-P6-02		SS			1000		SV8081CA OC Pest 4ozCir-NoPres
PG-P6-03		SS			1005		Asenic (6010) EPA Method
PG-P6-04		SS			1010		Lead (6010B) EPA Method
PG-P6-05		SS			1015		
PG-P6-06		SS			1025		
PG-P6-07		SS			1035		
PG-P6-08		SS			1045		
PG-P6-09		SS			1130		
PG-P6-10		SS			1132		

* Matrix:
 SS - Soil AIR - Air F - Filter
 GW - Groundwater B - Bioassay
 WW - WasteWater
 DW - Drinking Water
 OT - Other

Remarks:

Samples returned via:

UPS FedEx Courier

pH _____ Temp _____

Flow _____ Other _____

Sample Receipt Checklist

COC Seal Present/Intact: NP N
 COC Signed/Accurate: Y N
 Bottles arrive intact: Y N
 Correct bottles used: Y N
 Sufficient volume sent: Y N
 if Applicable
 VOA Zero Headspaces: Y N
 Preservation Correct/Checked: Y N

Tracking # **4094 8312 2930 / 2920**

Relinquished by: (Signature) [Signature]	Date: 2/14/18	Time: 1510	Received by: (Signature) [Signature]	Trip Blank Received: Yes <input checked="" type="checkbox"/> No <input type="checkbox"/> HCL/MeOH TBR
Relinquished by: (Signature) [Signature]	Date: 2/14/18	Time: 1600	Received by: (Signature) FedEx	Temp: 3.4 °C Bottles Received: 36
Relinquished by: (Signature)	Date:	Time:	Received for lab by: (Signature) [Signature]	Date: 2/15/18 Time: 08:45

If preservation required by Login: Date/Time

Hold: Condition: **OK**

SLR International Corporation - Oakland

110 - 11th Street

Report to:
Perth Silvers

Project Description: *Page St.*

Phone: **510-451-1746**

Fax:

Collected by (print): *Perth Silvers*

Collected by (signature): *[Signature]*

Immediately Packed on Ice: N Y

Billing Information:

Attn: Accounts Payable
110 11th St., 2nd Floor
Oakland, CA 94607

Email To: psilvers@slrconsulting.com

City/State Collected: *San Jose, CA*

Lab Project #
SLROCA-SILVERS

P.O. #

Quote #

Date Results Needed

Pres Chk

Analysis / Container / Preservative

M6010GAM17-metals 4ozClr-NoPres

SV8081CA OC Pest 4ozClr-NoPres

Arsenic (6010) EPA Method
Lead (6010B) EPA Method



12065 Lebanon Rd
Mount Juliet, TN 37122
Phone: 615-758-5858
Phone: 800-767-5859
Fax: 615-758-5859



L # *070629*

Table #

Acctnum: **SLROCA**

Template: **T132725**

Prelogin: **P639254**

TSR: **110 - Brian Ford**

PB:

Shipped Via:

Remarks Sample # (lab only)

Sample ID	Comp/Grab	Matrix *	Depth	Date	Time	No. of Cntrs
<i>PG-Pb-11</i>		<i>SS</i>	<i>0.5 ft</i>	<i>2/14/18</i>	<i>1140</i>	
<i>PG-Pb-12</i>		<i>SS</i>			<i>1141</i>	
<i>PG-Pb-13</i>		<i>SS</i>			<i>1145</i>	
<i>PG-Pb-14</i>		<i>SS</i>			<i>1147</i>	
<i>Pb-Pb-15</i>		<i>SS</i>			<i>1150</i>	
<i>PG-Pb-16</i>		<i>SS</i>			<i>1155</i>	
<i>PG-Pb-17</i>		<i>SS</i>			<i>1152</i>	
<i>PG-Pb-18</i>		<i>SS</i>			<i>1400</i>	
<i>PG-Pb-19</i>		<i>SS</i>			<i>1403</i>	
<i>PG-Pb-20</i>		<i>SS</i>			<i>1405</i>	

* Matrix:
SS - Soil AIR - Air F - Filter
GW - Groundwater B - Bioassay
WW - WasteWater
DW - Drinking Water
OT - Other

Remarks:

Samples returned via:

UPS FedEx Courier

Tracking #

pH _____ Temp _____

Flow _____ Other _____

Sample Receipt Checklist

COC Seal Present/Intact: NP Y N
COC Signed/Accurate: Y N
Bottles arrive intact: Y N
Correct bottles used: Y N
Sufficient volume sent: Y N
if Applicable
VOA Zero Headspace: Y N
Preservation Correct/Checked: Y N

Relinquished by: (Signature)

Date:

2/14/18

Time:

1510

Received by: (Signature)

[Signature] ESC

Trip Blank Received: Yes (No)
HCL / MeOH
TBR

Relinquished by: (Signature)

Date:

2/14/18

Time:

1600

Received by: (Signature)

[Signature] FedEx

Temp: *3.4* °C

Bottles Received: *36*

If preservation required by Login: Date/Time

Relinquished by: (Signature)

Date:

2/15/18

Time:

08:45

Received for lab by: (Signature)

[Signature] SG

Date:

2/15/18

Time:

08:45

Hold:

Condition: *NCF / OK*

SLR International Corporation - Oakland

110 - 11th Street

Report to:
Perth Silvers

Project Description: **Page St.**

Phone: **510-451-1746**
Fax:

Collected by (print):
Perth Silvers

Collected by (signature):
[Signature]

Immediately Packed on Ice N Y

Billing Information:
Attn: Accounts Payable
110 11th St., 2nd Floor
Oakland, CA 94607

Email To: **psilvers@slrconsulting.com**

City/State Collected: **San Jose, CA**

Lab Project #
SLROCA-SILVERS

P.O. #

Quote #

Date Results Needed

Pres Chk

Analysis / Container / Preservative

Chain of Custody Page **9** of **14**



12065 Lebanon Rd
Mount Juliet, TN 37122
Phone: 615-758-5858
Phone: 800-787-5859
Fax: 615-758-5859



L# **970629**

Table #

Acctnum: **SLROCA**

Template: **T132725**

Prelogin: **P639254**

TSR: **110 - Brian Ford**

PB:

Shipped Via:

Remarks Sample # (lab only)

Sample ID	Comp/Grab	Matrix *	Depth	Date	Time	No. of Cntrs
PG-Pb-21		SS	0.5ft	2/11/18	1407	
PG-Pb-22		SS			1410	
PG-Pb-23		SS			1415	
PG-Pb-24		SS			1420	
PG-As-01		SS			1105	
PG-As-02		SS			1115	
PG-As-03		SS			1120	
PG-As-04		SS			1125	
PG-As-05		SS			1215	
PG-As-06		SS			1220	

M610CAM17 metals 4ozClr-NoPres
 SV8081CA OC Pest 4ozClr-NoPres
 Arsenic B (6060) EPA Method
 Lead (6010B) EPA Method

* Matrix:
SS - Soil AIR - Air F - Filter
GW - Groundwater B - Bioassay
WW - WasteWater
DW - Drinking Water
OT - Other

Remarks:

Samples returned via:
UPS FedEx Courier

Tracking #

pH _____ Temp _____
Flow _____ Other _____

Sample Receipt Checklist
 COC Seal Present/Intact: NP Y N
 COC Signed/Accurate: Y N
 Bottles arrive intact: Y N
 Correct bottles used: Y N
 Sufficient volume sent: Y N
 IF Applicable
 VOA Zero Headspace: Y N
 Preservation Correct/Checked: Y N

Relinquished by: (Signature) <i>[Signature]</i>	Date: 2/14/18	Time: 1510	Received by: (Signature) <i>[Signature]</i> ESC	Trip Blank Received: Yes/No HCL/MeOH TBR
Relinquished by: (Signature) <i>[Signature]</i> ESC	Date: 2/14/18	Time: 1600	Received by: (Signature) FedEx	Temp: °C 3.4 Meq 36
Relinquished by: (Signature)	Date:	Time:	Received for lab by: (Signature) <i>[Signature]</i> 861	Date: Time: Hold: Condition: 2/15/18 08:45 NCF 1 OK

SLR International Corporation - Oakland

110 - 11th Street

Report to:
Perth Silvers

Project Description: **Page St.**

Phone: **510-451-1746**
Fax:

Collected by (print):
Perth Silvers

Collected by (signature):
[Signature]

Immediately Packed on Ice: N Y

Billing Information:
Attn: Accounts Payable
110 11th St., 2nd Floor
Oakland, CA 94607

Email To: **psilvers@slrconsulting.com**

City/State Collected: **San Jose, CA**

Lab Project #
SLROCA-SILVERS

P.O. #

Quote #

Date Results Needed

Pres Chk

Analysis / Container / Preservative

Chain of Custody Page 4 of 4



12065 Lebanon Rd
Mount Juliet, TN 37122
Phone: 615-758-5858
Phone: 800-767-5859
Fax: 615-758-5859



L# **970629**

Table #

Acctnum: **SLROCA**

Template: **T132725**

Prelogin: **P639254**

TSR: **110 - Brian Ford**

PB:

Shipped Via:

Sample ID	Comp/Grab	Matrix *	Depth	Date	Time	No. of Cntrs	M6010CAM17 metals 4ozClr-NoPres	SV8081CA OC Pest 4ozClr-NoPres	Arsenic (6010) EPA method	Lead (6010B) EPA method
PG-AS-08		SS	0.5 ft	2/14/18	1223					
PG-AS-09		SS			1345					
PG-AS-10		SS			1346					
PG-AS-11 12 - P1		SS			1400					
PG-AS-12 13 - P1		SS			1405					
PG-AS-07		SS			1225		X	X		
		SS								
		SS								
		SS								
		SS								

* Matrix:
SS - Soil AIR - Air F - Filter
GW - Groundwater B - Bioassay
WW - WasteWater
DW - Drinking Water
OT - Other

Remarks:

Samples returned via:
UPS FedEx Courier

Tracking #

pH _____ Temp _____

Flow _____ Other _____

Sample Receipt Checklist

COC Seal Present/Intact: NP Y N
COC Signed/Accurate: Y N
Bottles arrive intact: Y N
Correct bottles used: Y N
Sufficient volume sent: Y N
If Applicable
VOA Zero Headspace: Y N
Preservation Correct/Checked: Y N

Relinquished by: (Signature)

Date:

Time:

Received by: (Signature)

Trip Blank Received: Yes / (No) HCL / MeOH TBR

Relinquished by: (Signature)

Date:

Time:

Received by: (Signature)

Temp: **34.4** °C Bottles Received: **36**

Relinquished by: (Signature)

Date:

Time:

Received for lab by: (Signature)

Date: **2/15/18** Time: **08:45**

If preservation required by Login: Date/Time

Hold:

Condition: NCF OK

April 23, 2018

SLR International Corporation - Oakland

Sample Delivery Group: L984002
Samples Received: 04/07/2018
Project Number:
Description: Page St 2

Report To: Perth Silvers
110 - 11th Street
2nd Floor
Oakland, CA 94607

Entire Report Reviewed By:

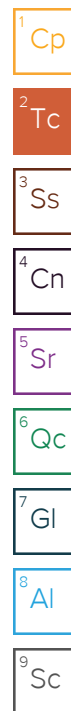


Chris Ward
Technical Service Representative

Results relate only to the items tested or calibrated and are reported as rounded values. This test report shall not be reproduced, except in full, without written approval of the laboratory. Where applicable, sampling conducted by ESC is performed per guidance provided in laboratory standard operating procedures: 060302, 060303, and 060304.



Cp: Cover Page	1
Tc: Table of Contents	2
Ss: Sample Summary	3
Cn: Case Narrative	6
Sr: Sample Results	7
PG2-PB24-23 L984002-01	7
PG2-PB28-01 L984002-02	8
PG2-PB25-23 L984002-03	9
PG2-PB25-01 L984002-04	10
PG2-PBAS4-23 L984002-05	11
PG2-PB27-01 L984002-06	12
PG2-PB27-23 L984002-07	13
PG2-PB29-23 L984002-08	14
PG2-PB23-01 L984002-09	15
PG2-PB23-12 L984002-10	16
PG2-PB28-23 L984002-11	17
PG2-PB30-01 L984002-12	18
PG2-PB31-23 L984002-13	19
PG2-PB31-01 L984002-14	20
PG2-PB30-23 L984002-15	21
PG2-PB29-12 L984002-16	22
PG2-PBAS4-01 L984002-17	23
PG2-PB29-01 L984002-18	24
Qc: Quality Control Summary	25
Total Solids by Method 2540 G-2011	25
Metals (ICP) by Method 6010B	29
Pesticides (GC) by Method 8081	30
Gl: Glossary of Terms	32
Al: Accreditations & Locations	33
Sc: Sample Chain of Custody	34



SAMPLE SUMMARY



PG2-PB24-23 L984002-01 Solid

Method	Batch	Dilution	Preparation date/time	Analysis date/time	Analyst
Total Solids by Method 2540 G-2011	WG1096103	1	04/10/18 08:52	04/10/18 08:59	JD
Metals (ICP) by Method 6010B	WG1096060	1	04/10/18 14:12	04/11/18 08:55	CCE

Collected by Perth Silvers
 Collected date/time 04/05/18 09:55
 Received date/time 04/07/18 08:45

1 Cp

2 Tc

3 Ss

4 Cn

5 Sr

6 Qc

7 Gl

8 Al

9 Sc

PG2-PB28-01 L984002-02 Solid

Method	Batch	Dilution	Preparation date/time	Analysis date/time	Analyst
Total Solids by Method 2540 G-2011	WG1096103	1	04/10/18 08:52	04/10/18 08:59	JD
Metals (ICP) by Method 6010B	WG1096060	1	04/10/18 14:12	04/11/18 09:11	CCE

Collected by Perth Silvers
 Collected date/time 04/05/18 09:01
 Received date/time 04/07/18 08:45

PG2-PB25-23 L984002-03 Solid

Method	Batch	Dilution	Preparation date/time	Analysis date/time	Analyst
Total Solids by Method 2540 G-2011	WG1096103	1	04/10/18 08:52	04/10/18 08:59	JD
Metals (ICP) by Method 6010B	WG1096060	1	04/10/18 14:12	04/11/18 09:14	CCE

Collected by Perth Silvers
 Collected date/time 04/05/18 10:58
 Received date/time 04/07/18 08:45

PG2-PB25-01 L984002-04 Solid

Method	Batch	Dilution	Preparation date/time	Analysis date/time	Analyst
Total Solids by Method 2540 G-2011	WG1096106	1	04/10/18 14:17	04/10/18 14:28	KDW
Metals (ICP) by Method 6010B	WG1096060	1	04/10/18 14:12	04/11/18 09:24	CCE

Collected by Perth Silvers
 Collected date/time 04/05/18 10:55
 Received date/time 04/07/18 08:45

PG2-PBAS4-23 L984002-05 Solid

Method	Batch	Dilution	Preparation date/time	Analysis date/time	Analyst
Total Solids by Method 2540 G-2011	WG1096106	1	04/10/18 14:17	04/10/18 14:28	KDW
Metals (ICP) by Method 6010B	WG1096060	1	04/10/18 14:12	04/11/18 09:27	CCE
Pesticides (GC) by Method 8081	WG1096165	1	04/10/18 19:40	04/14/18 10:06	VKS

Collected by Perth Silvers
 Collected date/time 04/05/18 11:10
 Received date/time 04/07/18 08:45

PG2-PB27-01 L984002-06 Solid

Method	Batch	Dilution	Preparation date/time	Analysis date/time	Analyst
Total Solids by Method 2540 G-2011	WG1096106	1	04/10/18 14:17	04/10/18 14:28	KDW
Metals (ICP) by Method 6010B	WG1096060	1	04/10/18 14:12	04/11/18 09:30	CCE

Collected by Perth Silvers
 Collected date/time 04/05/18 10:50
 Received date/time 04/07/18 08:45

PG2-PB27-23 L984002-07 Solid

Method	Batch	Dilution	Preparation date/time	Analysis date/time	Analyst
Total Solids by Method 2540 G-2011	WG1096106	1	04/10/18 14:17	04/10/18 14:28	KDW
Metals (ICP) by Method 6010B	WG1096060	1	04/10/18 14:12	04/11/18 09:34	CCE

Collected by Perth Silvers
 Collected date/time 04/05/18 10:48
 Received date/time 04/07/18 08:45

SAMPLE SUMMARY



PG2-PB29-23 L984002-08 Solid

Method	Batch	Dilution	Preparation date/time	Analysis date/time	Analyst
Total Solids by Method 2540 G-2011	WG1096106	1	04/10/18 14:17	04/10/18 14:28	KDW
Metals (ICP) by Method 6010B	WG1096060	1	04/10/18 14:12	04/11/18 09:37	CCE

Collected by	Collected date/time	Received date/time
Perth Silvers	04/05/18 10:30	04/07/18 08:45

- 1
Cp
- 2
Tc
- 3
Ss
- 4
Cn
- 5
Sr
- 6
Qc
- 7
Gl
- 8
Al
- 9
Sc

PG2-PB23-01 L984002-09 Solid

Method	Batch	Dilution	Preparation date/time	Analysis date/time	Analyst
Total Solids by Method 2540 G-2011	WG1096106	1	04/10/18 14:17	04/10/18 14:28	KDW
Metals (ICP) by Method 6010B	WG1096060	1	04/10/18 14:12	04/11/18 09:40	CCE

Collected by	Collected date/time	Received date/time
Perth Silvers	04/05/18 10:35	04/07/18 08:45

PG2-PB23-12 L984002-10 Solid

Method	Batch	Dilution	Preparation date/time	Analysis date/time	Analyst
Total Solids by Method 2540 G-2011	WG1096106	1	04/10/18 14:17	04/10/18 14:28	KDW
Metals (ICP) by Method 6010B	WG1096060	1	04/10/18 14:12	04/11/18 09:43	CCE

Collected by	Collected date/time	Received date/time
Perth Silvers	04/05/18 10:20	04/07/18 08:45

PG2-PB28-23 L984002-11 Solid

Method	Batch	Dilution	Preparation date/time	Analysis date/time	Analyst
Total Solids by Method 2540 G-2011	WG1096106	1	04/10/18 14:17	04/10/18 14:28	KDW
Metals (ICP) by Method 6010B	WG1096060	1	04/10/18 14:12	04/11/18 09:47	CCE

Collected by	Collected date/time	Received date/time
Perth Silvers	04/05/18 10:15	04/07/18 08:45

PG2-PB30-01 L984002-12 Solid

Method	Batch	Dilution	Preparation date/time	Analysis date/time	Analyst
Total Solids by Method 2540 G-2011	WG1096106	1	04/10/18 14:17	04/10/18 14:28	KDW
Metals (ICP) by Method 6010B	WG1096060	1	04/10/18 14:12	04/11/18 09:50	CCE

Collected by	Collected date/time	Received date/time
Perth Silvers	04/05/18 11:55	04/07/18 08:45

PG2-PB31-23 L984002-13 Solid

Method	Batch	Dilution	Preparation date/time	Analysis date/time	Analyst
Total Solids by Method 2540 G-2011	WG1096106	1	04/10/18 14:17	04/10/18 14:28	KDW
Metals (ICP) by Method 6010B	WG1096060	1	04/10/18 14:12	04/11/18 09:53	CCE

Collected by	Collected date/time	Received date/time
Perth Silvers	04/05/18 11:57	04/07/18 08:45

PG2-PB31-01 L984002-14 Solid

Method	Batch	Dilution	Preparation date/time	Analysis date/time	Analyst
Total Solids by Method 2540 G-2011	WG1096140	1	04/10/18 14:55	04/10/18 15:05	KDW
Metals (ICP) by Method 6010B	WG1096060	1	04/10/18 14:12	04/11/18 10:03	CCE

Collected by	Collected date/time	Received date/time
Perth Silvers	04/05/18 12:02	04/07/18 08:45

SAMPLE SUMMARY



PG2-PB30-23 L984002-15 Solid

Collected by Perth Silvers
Collected date/time 04/05/18 11:56
Received date/time 04/07/18 08:45

Method	Batch	Dilution	Preparation date/time	Analysis date/time	Analyst
Total Solids by Method 2540 G-2011	WG1096140	1	04/10/18 14:55	04/10/18 15:05	KDW
Metals (ICP) by Method 6010B	WG1096060	1	04/10/18 14:12	04/11/18 10:07	CCE

1
Cp

2
Tc

3
Ss

PG2-PB29-12 L984002-16 Solid

Collected by Perth Silvers
Collected date/time 04/05/18 11:05
Received date/time 04/07/18 08:45

Method	Batch	Dilution	Preparation date/time	Analysis date/time	Analyst
Total Solids by Method 2540 G-2011	WG1096140	1	04/10/18 14:55	04/10/18 15:05	KDW
Metals (ICP) by Method 6010B	WG1096060	1	04/10/18 14:12	04/11/18 10:10	CCE

4
Cn

5
Sr

6
Qc

PG2-PBAS4-01 L984002-17 Solid

Collected by Perth Silvers
Collected date/time 04/05/18 11:00
Received date/time 04/07/18 08:45

Method	Batch	Dilution	Preparation date/time	Analysis date/time	Analyst
Total Solids by Method 2540 G-2011	WG1096140	1	04/10/18 14:55	04/10/18 15:05	KDW
Metals (ICP) by Method 6010B	WG1096060	1	04/10/18 14:12	04/11/18 10:13	CCE
Pesticides (GC) by Method 8081	WG1096165	1	04/10/18 19:40	04/14/18 10:18	VKS

7
Gl

8
Al

9
Sc

PG2-PB29-01 L984002-18 Solid

Collected by Perth Silvers
Collected date/time 04/05/18 10:59
Received date/time 04/07/18 08:45

Method	Batch	Dilution	Preparation date/time	Analysis date/time	Analyst
Total Solids by Method 2540 G-2011	WG1096251	1	04/10/18 16:41	04/10/18 16:52	KDW
Metals (ICP) by Method 6010B	WG1096060	1	04/10/18 14:12	04/11/18 10:17	CCE



All sample aliquots were received at the correct temperature, in the proper containers, with the appropriate preservatives, and within method specified holding times, unless qualified or notated within the report. Where applicable, all MDL (LOD) and RDL (LOQ) values reported for environmental samples have been corrected for the dilution factor used in the analysis. All radiochemical sample results for solids are reported on a dry weight basis with the exception of tritium, carbon-14 and radon, unless wet weight was requested by the client. All Method and Batch Quality Control are within established criteria except where addressed in this case narrative, a non-conformance form or properly qualified within the sample results. By my digital signature below, I affirm to the best of my knowledge, all problems/anomalies observed by the laboratory as having the potential to affect the quality of the data have been identified by the laboratory, and no information or data have been knowingly withheld that would affect the quality of the data.

Chris Ward
Technical Service Representative

¹ Cp

² Tc

³ Ss

⁴ Cn

⁵ Sr

⁶ Qc

⁷ Gl

⁸ Al

⁹ Sc



Total Solids by Method 2540 G-2011

Analyte	Result	Qualifier	Dilution	Analysis date / time	Batch
Total Solids	87.6		1	04/10/2018 08:59	WG1096103

1 Cp

2 Tc

Metals (ICP) by Method 6010B

Analyte	Result (dry) mg/kg	Qualifier	MDL (dry) mg/kg	RDL (dry) mg/kg	Dilution	Analysis date / time	Batch
Lead	9.83		0.217	0.571	1	04/11/2018 08:55	WG1096060

3 Ss

4 Cn

5 Sr

6 Qc

7 Gl

8 Al

9 Sc



Total Solids by Method 2540 G-2011

Analyte	Result	Qualifier	Dilution	Analysis date / time	Batch
Total Solids	87.3		1	04/10/2018 08:59	WG1096103

1 Cp

2 Tc

Metals (ICP) by Method 6010B

Analyte	Result (dry) mg/kg	Qualifier	MDL (dry) mg/kg	RDL (dry) mg/kg	Dilution	Analysis date / time	Batch
Lead	34.6		0.218	0.573	1	04/11/2018 09:11	WG1096060

3 Ss

4 Cn

5 Sr

6 Qc

7 Gl

8 Al

9 Sc



Total Solids by Method 2540 G-2011

Analyte	Result	Qualifier	Dilution	Analysis date / time	Batch
Total Solids	88.1		1	04/10/2018 08:59	WG1096103

1 Cp

2 Tc

Metals (ICP) by Method 6010B

Analyte	Result (dry) mg/kg	Qualifier	MDL (dry) mg/kg	RDL (dry) mg/kg	Dilution	Analysis date / time	Batch
Lead	9.97		0.216	0.567	1	04/11/2018 09:14	WG1096060

3 Ss

4 Cn

5 Sr

6 Qc

7 Gl

8 Al

9 Sc



Total Solids by Method 2540 G-2011

Analyte	Result	Qualifier	Dilution	Analysis date / time	Batch
Total Solids	90.9		1	04/10/2018 14:28	WG1096106

1 Cp

2 Tc

Metals (ICP) by Method 6010B

Analyte	Result (dry) mg/kg	Qualifier	MDL (dry) mg/kg	RDL (dry) mg/kg	Dilution	Analysis date / time	Batch
Lead	45.3		0.209	0.550	1	04/11/2018 09:24	WG1096060

3 Ss

4 Cn

5 Sr

6 Qc

7 Gl

8 Al

9 Sc



Total Solids by Method 2540 G-2011

Analyte	Result	Qualifier	Dilution	Analysis	Batch
	%			date / time	
Total Solids	87.7		1	04/10/2018 14:28	WG1096106

Metals (ICP) by Method 6010B

Analyte	Result (dry)	Qualifier	MDL (dry)	RDL (dry)	Dilution	Analysis	Batch
	mg/kg		mg/kg	mg/kg		date / time	
Arsenic	5.54		0.742	2.28	1	04/11/2018 09:27	WG1096060
Lead	9.85		0.217	0.570	1	04/11/2018 09:27	WG1096060

Pesticides (GC) by Method 8081

Analyte	Result (dry)	Qualifier	MDL (dry)	RDL (dry)	Dilution	Analysis	Batch
	mg/kg		mg/kg	mg/kg		date / time	
Aldrin	U		0.000266	0.0228	1	04/14/2018 10:06	WG1096165
Alpha BHC	U		0.000220	0.0228	1	04/14/2018 10:06	WG1096165
Beta BHC	U		0.000346	0.0228	1	04/14/2018 10:06	WG1096165
Delta BHC	0.000259	J	0.000172	0.0228	1	04/14/2018 10:06	WG1096165
Gamma BHC	U		0.000280	0.0228	1	04/14/2018 10:06	WG1096165
4,4-DDD	U		0.000187	0.0228	1	04/14/2018 10:06	WG1096165
4,4-DDE	0.000251	J	0.000188	0.0228	1	04/14/2018 10:06	WG1096165
4,4-DDT	U		0.000303	0.0228	1	04/14/2018 10:06	WG1096165
Dieldrin	U		0.000102	0.00228	1	04/14/2018 10:06	WG1096165
Endosulfan I	U		0.000244	0.0228	1	04/14/2018 10:06	WG1096165
Endosulfan II	U		0.000262	0.0228	1	04/14/2018 10:06	WG1096165
Endosulfan sulfate	U		0.000194	0.0228	1	04/14/2018 10:06	WG1096165
Endrin	U		0.000250	0.0228	1	04/14/2018 10:06	WG1096165
Endrin aldehyde	U		0.000276	0.0228	1	04/14/2018 10:06	WG1096165
Endrin ketone	U		0.000181	0.0228	1	04/14/2018 10:06	WG1096165
Heptachlor	U		0.000115	0.0228	1	04/14/2018 10:06	WG1096165
Heptachlor epoxide	U		0.000431	0.0228	1	04/14/2018 10:06	WG1096165
Hexachlorobenzene	U		0.000256	0.0228	1	04/14/2018 10:06	WG1096165
Methoxychlor	U		0.000302	0.0228	1	04/14/2018 10:06	WG1096165
Chlordane	U		0.0445	0.228	1	04/14/2018 10:06	WG1096165
Toxaphene	U		0.0411	0.456	1	04/14/2018 10:06	WG1096165
(S) Decachlorobiphenyl	44.6			10.0-148		04/14/2018 10:06	WG1096165
(S) Tetrachloro-m-xylene	71.0			21.0-146		04/14/2018 10:06	WG1096165

1 Cp

2 Tc

3 Ss

4 Cn

5 Sr

6 Qc

7 Gl

8 Al

9 Sc



Total Solids by Method 2540 G-2011

Analyte	Result	Qualifier	Dilution	Analysis date / time	Batch
Total Solids	94.8		1	04/10/2018 14:28	WG1096106

- 1 Cp
- 2 Tc
- 3 Ss
- 4 Cn
- 5 Sr
- 6 Qc
- 7 Gl
- 8 Al
- 9 Sc

Metals (ICP) by Method 6010B

Analyte	Result (dry)	Qualifier	MDL (dry)	RDL (dry)	Dilution	Analysis date / time	Batch
Lead	214		0.200	0.528	1	04/11/2018 09:30	WG1096060



Total Solids by Method 2540 G-2011

Analyte	Result	Qualifier	Dilution	Analysis date / time	Batch
Total Solids	84.5		1	04/10/2018 14:28	WG1096106

1 Cp

2 Tc

Metals (ICP) by Method 6010B

Analyte	Result (dry) mg/kg	Qualifier	MDL (dry) mg/kg	RDL (dry) mg/kg	Dilution	Analysis date / time	Batch
Lead	35.4		0.225	0.592	1	04/11/2018 09:34	WG1096060

3 Ss

4 Cn

5 Sr

6 Qc

7 Gl

8 Al

9 Sc



Total Solids by Method 2540 G-2011

Analyte	Result	Qualifier	Dilution	Analysis date / time	Batch
Total Solids	85.3		1	04/10/2018 14:28	WG1096106

1 Cp

2 Tc

Metals (ICP) by Method 6010B

Analyte	Result (dry) mg/kg	Qualifier	MDL (dry) mg/kg	RDL (dry) mg/kg	Dilution	Analysis date / time	Batch
Lead	9.10		0.223	0.586	1	04/11/2018 09:37	WG1096060

3 Ss

4 Cn

5 Sr

6 Qc

7 Gl

8 Al

9 Sc



Total Solids by Method 2540 G-2011

Analyte	Result	Qualifier	Dilution	Analysis date / time	Batch
Total Solids	90.7		1	04/10/2018 14:28	WG1096106

1 Cp

2 Tc

Metals (ICP) by Method 6010B

Analyte	Result (dry) mg/kg	Qualifier	MDL (dry) mg/kg	RDL (dry) mg/kg	Dilution	Analysis date / time	Batch
Lead	593		0.209	0.551	1	04/11/2018 09:40	WG1096060

3 Ss

4 Cn

5 Sr

6 Qc

7 Gl

8 Al

9 Sc



Total Solids by Method 2540 G-2011

Analyte	Result	Qualifier	Dilution	Analysis date / time	Batch
Total Solids	87.4		1	04/10/2018 14:28	WG1096106

1 Cp

2 Tc

Metals (ICP) by Method 6010B

Analyte	Result (dry) mg/kg	Qualifier	MDL (dry) mg/kg	RDL (dry) mg/kg	Dilution	Analysis date / time	Batch
Lead	12.5		0.217	0.572	1	04/11/2018 09:43	WG1096060

3 Ss

4 Cn

5 Sr

6 Qc

7 Gl

8 Al

9 Sc



Total Solids by Method 2540 G-2011

Analyte	Result	Qualifier	Dilution	Analysis date / time	Batch
Total Solids	84.9		1	04/10/2018 14:28	WG1096106

1 Cp

2 Tc

Metals (ICP) by Method 6010B

Analyte	Result (dry) mg/kg	Qualifier	MDL (dry) mg/kg	RDL (dry) mg/kg	Dilution	Analysis date / time	Batch
Lead	10.2		0.224	0.589	1	04/11/2018 09:47	WG1096060

3 Ss

4 Cn

5 Sr

6 Qc

7 Gl

8 Al

9 Sc



Total Solids by Method 2540 G-2011

Analyte	Result	Qualifier	Dilution	Analysis date / time	Batch
Total Solids	84.2		1	04/10/2018 14:28	WG1096106

1 Cp

2 Tc

Metals (ICP) by Method 6010B

Analyte	Result (dry) mg/kg	Qualifier	MDL (dry) mg/kg	RDL (dry) mg/kg	Dilution	Analysis date / time	Batch
Lead	89.0		0.226	0.594	1	04/11/2018 09:50	WG1096060

3 Ss

4 Cn

5 Sr

6 Qc

7 Gl

8 Al

9 Sc



Total Solids by Method 2540 G-2011

Analyte	Result	Qualifier	Dilution	Analysis date / time	Batch
Total Solids	88.1		1	04/10/2018 14:28	WG1096106

1 Cp

2 Tc

Metals (ICP) by Method 6010B

Analyte	Result (dry) mg/kg	Qualifier	MDL (dry) mg/kg	RDL (dry) mg/kg	Dilution	Analysis date / time	Batch
Lead	10.7		0.216	0.568	1	04/11/2018 09:53	WG1096060

3 Ss

4 Cn

5 Sr

6 Qc

7 Gl

8 Al

9 Sc



Total Solids by Method 2540 G-2011

Analyte	Result	Qualifier	Dilution	Analysis date / time	Batch
Total Solids	85.1		1	04/10/2018 15:05	WG1096140

1 Cp

2 Tc

Metals (ICP) by Method 6010B

Analyte	Result (dry) mg/kg	Qualifier	MDL (dry) mg/kg	RDL (dry) mg/kg	Dilution	Analysis date / time	Batch
Lead	39.2		0.223	0.587	1	04/11/2018 10:03	WG1096060

3 Ss

4 Cn

5 Sr

6 Qc

7 Gl

8 Al

9 Sc



Total Solids by Method 2540 G-2011

Analyte	Result	Qualifier	Dilution	Analysis date / time	Batch
Total Solids	84.0		1	04/10/2018 15:05	WG1096140

1 Cp

2 Tc

Metals (ICP) by Method 6010B

Analyte	Result (dry) mg/kg	Qualifier	MDL (dry) mg/kg	RDL (dry) mg/kg	Dilution	Analysis date / time	Batch
Lead	11.9		0.226	0.596	1	04/11/2018 10:07	WG1096060

3 Ss

4 Cn

5 Sr

6 Qc

7 Gl

8 Al

9 Sc



Total Solids by Method 2540 G-2011

Analyte	Result	Qualifier	Dilution	Analysis date / time	Batch
Total Solids	78.8		1	04/10/2018 15:05	WG1096140

1 Cp

2 Tc

Metals (ICP) by Method 6010B

Analyte	Result (dry) mg/kg	Qualifier	MDL (dry) mg/kg	RDL (dry) mg/kg	Dilution	Analysis date / time	Batch
Lead	13.5		0.241	0.634	1	04/11/2018 10:10	WG1096060

3 Ss

4 Cn

5 Sr

6 Qc

7 Gl

8 Al

9 Sc



Total Solids by Method 2540 G-2011

Analyte	Result	Qualifier	Dilution	Analysis	Batch
Total Solids	87.5		1	04/10/2018 15:05	WG1096140

1 Cp

2 Tc

Metals (ICP) by Method 6010B

Analyte	Result (dry)	Qualifier	MDL (dry)	RDL (dry)	Dilution	Analysis	Batch
Arsenic	7.34		0.743	2.29	1	04/11/2018 10:13	WG1096060
Lead	41.3		0.217	0.571	1	04/11/2018 10:13	WG1096060

3 Ss

4 Cn

5 Sr

Pesticides (GC) by Method 8081

Analyte	Result (dry)	Qualifier	MDL (dry)	RDL (dry)	Dilution	Analysis	Batch
Aldrin	U		0.000266	0.0229	1	04/14/2018 10:18	WG1096165
Alpha BHC	U		0.000221	0.0229	1	04/14/2018 10:18	WG1096165
Beta BHC	U		0.000346	0.0229	1	04/14/2018 10:18	WG1096165
Delta BHC	U		0.000173	0.0229	1	04/14/2018 10:18	WG1096165
Gamma BHC	U		0.000280	0.0229	1	04/14/2018 10:18	WG1096165
4,4-DDD	0.000551	J	0.000187	0.0229	1	04/14/2018 10:18	WG1096165
4,4-DDE	0.00570	J	0.000189	0.0229	1	04/14/2018 10:18	WG1096165
4,4-DDT	0.00321	J	0.000304	0.0229	1	04/14/2018 10:18	WG1096165
Dieldrin	0.000953	J	0.000102	0.00229	1	04/14/2018 10:18	WG1096165
Endosulfan I	U		0.000245	0.0229	1	04/14/2018 10:18	WG1096165
Endosulfan II	U		0.000263	0.0229	1	04/14/2018 10:18	WG1096165
Endosulfan sulfate	U		0.000194	0.0229	1	04/14/2018 10:18	WG1096165
Endrin	U		0.000250	0.0229	1	04/14/2018 10:18	WG1096165
Endrin aldehyde	U		0.000277	0.0229	1	04/14/2018 10:18	WG1096165
Endrin ketone	U		0.000182	0.0229	1	04/14/2018 10:18	WG1096165
Heptachlor	U		0.000115	0.0229	1	04/14/2018 10:18	WG1096165
Heptachlor epoxide	U		0.000432	0.0229	1	04/14/2018 10:18	WG1096165
Hexachlorobenzene	U		0.000256	0.0229	1	04/14/2018 10:18	WG1096165
Methoxychlor	U		0.000303	0.0229	1	04/14/2018 10:18	WG1096165
Chlordane	U		0.0446	0.229	1	04/14/2018 10:18	WG1096165
Toxaphene	U		0.0411	0.457	1	04/14/2018 10:18	WG1096165
(S) Decachlorobiphenyl	45.2			10.0-148		04/14/2018 10:18	WG1096165
(S) Tetrachloro-m-xylene	60.9			21.0-146		04/14/2018 10:18	WG1096165

6 Qc

7 Gl

8 Al

9 Sc



Total Solids by Method 2540 G-2011

Analyte	Result	Qualifier	Dilution	Analysis date / time	Batch
Total Solids	80.4		1	04/10/2018 16:52	WG1096251

1 Cp

2 Tc

Metals (ICP) by Method 6010B

Analyte	Result (dry) mg/kg	Qualifier	MDL (dry) mg/kg	RDL (dry) mg/kg	Dilution	Analysis date / time	Batch
Lead	15.8		0.236	0.622	1	04/11/2018 10:17	WG1096060

3 Ss

4 Cn

5 Sr

6 Qc

7 Gl

8 Al

9 Sc



Method Blank (MB)

(MB) R3300788-1 04/10/18 08:59

Analyte	MB Result %	MB Qualifier	MB MDL %	MB RDL %
Total Solids	0.00100			

1 Cp

2 Tc

3 Ss

4 Cn

5 Sr

L984324-01 Original Sample (OS) • Duplicate (DUP)

(OS) L984324-01 04/10/18 08:59 • (DUP) R3300788-3 04/10/18 08:59

Analyte	Original Result %	DUP Result %	Dilution	DUP RPD %	DUP Qualifier	DUP RPD Limits
Total Solids	87.1	86.0	1	1.29		5

6 Qc

Laboratory Control Sample (LCS)

(LCS) R3300788-2 04/10/18 08:59

Analyte	Spike Amount %	LCS Result %	LCS Rec. %	Rec. Limits %	LCS Qualifier
Total Solids	50.0	50.0	100	85.0-115	

7 Gl

8 Al

9 Sc



Method Blank (MB)

(MB) R3300710-1 04/10/18 14:28

Analyte	MB Result	MB Qualifier	MB MDL	MB RDL
	%		%	%
Total Solids	0.000			

1 Cp

2 Tc

3 Ss

4 Cn

5 Sr

6 Qc

L984002-05 Original Sample (OS) • Duplicate (DUP)

(OS) L984002-05 04/10/18 14:28 • (DUP) R3300710-3 04/10/18 14:28

Analyte	Original Result	DUP Result	Dilution	DUP RPD	DUP Qualifier	DUP RPD Limits
	%	%		%		%
Total Solids	87.7	87.8	1	0.121		5

7 Gl

8 Al

9 Sc

Laboratory Control Sample (LCS)

(LCS) R3300710-2 04/10/18 14:28

Analyte	Spike Amount	LCS Result	LCS Rec.	Rec. Limits	LCS Qualifier
	%	%	%	%	
Total Solids	50.0	49.9	99.9	85.0-115	



Method Blank (MB)

(MB) R3300719-1 04/10/18 15:05

Analyte	MB Result	MB Qualifier	MB MDL	MB RDL
	%		%	%
Total Solids	0.00100			

1 Cp

2 Tc

3 Ss

4 Cn

5 Sr

6 Qc

L984191-02 Original Sample (OS) • Duplicate (DUP)

(OS) L984191-02 04/10/18 15:05 • (DUP) R3300719-3 04/10/18 15:05

Analyte	Original Result	DUP Result	Dilution	DUP RPD	DUP Qualifier	DUP RPD Limits
	%	%		%		%
Total Solids	89.7	88.5	1	1.36		5

7 Gl

8 Al

9 Sc

Laboratory Control Sample (LCS)

(LCS) R3300719-2 04/10/18 15:05

Analyte	Spike Amount	LCS Result	LCS Rec.	Rec. Limits	LCS Qualifier
	%	%	%	%	
Total Solids	50.0	50.0	100	85.0-115	



Method Blank (MB)

(MB) R3300749-1 04/10/18 16:52

Analyte	MB Result %	MB Qualifier	MB MDL %	MB RDL %
Total Solids	0.00100			

¹ Cp

² Tc

³ Ss

L984078-01 Original Sample (OS) • Duplicate (DUP)

(OS) L984078-01 04/10/18 16:52 • (DUP) R3300749-3 04/10/18 16:52

Analyte	Original Result %	DUP Result %	Dilution	DUP RPD %	DUP Qualifier	DUP RPD Limits
Total Solids	83.5	83.5	1	0.0172		5

⁴ Cn

⁵ Sr

⁶ Qc

Laboratory Control Sample (LCS)

(LCS) R3300749-2 04/10/18 16:52

Analyte	Spike Amount %	LCS Result %	LCS Rec. %	Rec. Limits %	LCS Qualifier
Total Solids	50.0	50.0	100	85.0-115	

⁷ Gl

⁸ Al

⁹ Sc



Method Blank (MB)

(MB) R3300864-1 04/11/18 08:45

Analyte	MB Result	MB Qualifier	MB MDL	MB RDL
	mg/kg		mg/kg	mg/kg
Arsenic	U		0.650	2.00
Lead	U		0.190	0.500

1 Cp

2 Tc

3 Ss

4 Cn

5 Sr

6 Qc

7 Gl

8 Al

9 Sc

Laboratory Control Sample (LCS) • Laboratory Control Sample Duplicate (LCSD)

(LCS) R3300864-2 04/11/18 08:48 • (LCSD) R3300864-3 04/11/18 08:51

Analyte	Spike Amount	LCS Result	LCSD Result	LCS Rec.	LCSD Rec.	Rec. Limits	LCS Qualifier	LCSD Qualifier	RPD	RPD Limits
	mg/kg	mg/kg	mg/kg	%	%	%			%	%
Arsenic	100	104	102	104	102	80.0-120			2.13	20
Lead	100	106	103	106	103	80.0-120			2.40	20

L984002-01 Original Sample (OS) • Matrix Spike (MS) • Matrix Spike Duplicate (MSD)

(OS) L984002-01 04/11/18 08:55 • (MS) R3300864-6 04/11/18 09:04 • (MSD) R3300864-7 04/11/18 09:07

Analyte	Spike Amount (dry)	Original Result (dry)	MS Result (dry)	MSD Result (dry)	MS Rec.	MSD Rec.	Dilution	Rec. Limits	MS Qualifier	MSD Qualifier	RPD	RPD Limits
	mg/kg	mg/kg	mg/kg	mg/kg	%	%		%			%	%
Arsenic	114	4.98	117	119	98.4	100	1	75.0-125			1.57	20
Lead	114	9.83	132	133	107	108	1	75.0-125			0.995	20



Method Blank (MB)

(MB) R3300878-3 04/11/18 11:54

Analyte	MB Result mg/kg	MB Qualifier	MB MDL mg/kg	MB RDL mg/kg
Aldrin	U		0.000233	0.0200
Alpha BHC	U		0.000193	0.0200
Beta BHC	U		0.000303	0.0200
Delta BHC	U		0.000151	0.0200
Gamma BHC	U		0.000245	0.0200
4,4-DDD	U		0.000164	0.0200
4,4-DDE	U		0.000165	0.0200
4,4-DDT	U		0.000266	0.0200
Dieldrin	U		0.0000890	0.00200
Endosulfan I	U		0.000214	0.0200
Endosulfan II	U		0.000230	0.0200
Endosulfan sulfate	U		0.000170	0.0200
Endrin	U		0.000219	0.0200
Endrin aldehyde	U		0.000242	0.0200
Endrin ketone	U		0.000159	0.0200
Heptachlor	U		0.000101	0.0200
Heptachlor epoxide	U		0.000378	0.0200
Hexachlorobenzene	U		0.000224	0.0200
Methoxychlor	U		0.000265	0.0200
Chlordane	U		0.0390	0.200
Toxaphene	U		0.0360	0.400
(S) Decachlorobiphenyl	62.3			10.0-148
(S) Tetrachloro-m-xylene	73.5			21.0-146

- 1 Cp
- 2 Tc
- 3 Ss
- 4 Cn
- 5 Sr
- 6 Qc
- 7 Gl
- 8 Al
- 9 Sc

Laboratory Control Sample (LCS) • Laboratory Control Sample Duplicate (LCSD)

(LCS) R3300878-1 04/11/18 11:29 • (LCSD) R3300878-2 04/11/18 11:42

Analyte	Spike Amount mg/kg	LCS Result mg/kg	LCSD Result mg/kg	LCS Rec. %	LCSD Rec. %	Rec. Limits %	LCS Qualifier	LCSD Qualifier	RPD %	RPD Limits %
Aldrin	0.0667	0.0589	0.0523	88.3	78.4	55.0-137			11.9	29
Alpha BHC	0.0667	0.0593	0.0526	88.9	78.8	55.0-136			12.0	28
Beta BHC	0.0667	0.0549	0.0490	82.3	73.5	53.0-133			11.4	28
Delta BHC	0.0667	0.0599	0.0533	89.8	79.9	53.0-139			11.7	29
Gamma BHC	0.0667	0.0587	0.0522	88.0	78.3	54.0-136			11.7	29
4,4-DDD	0.0667	0.0669	0.0585	100	87.7	51.0-141			13.5	29
4,4-DDE	0.0667	0.0589	0.0522	88.3	78.3	53.0-142			12.1	30
4,4-DDT	0.0667	0.0623	0.0547	93.4	82.0	47.0-143			12.9	30
Dieldrin	0.0667	0.0668	0.0615	100	92.3	54.0-141			8.19	29
Endosulfan I	0.0667	0.0620	0.0556	92.9	83.4	54.0-141			10.8	29



Laboratory Control Sample (LCS) • Laboratory Control Sample Duplicate (LCSD)

(LCS) R3300878-1 04/11/18 11:29 • (LCSD) R3300878-2 04/11/18 11:42

Analyte	Spike Amount mg/kg	LCS Result mg/kg	LCSD Result mg/kg	LCS Rec. %	LCSD Rec. %	Rec. Limits %	LCS Qualifier	LCSD Qualifier	RPD %	RPD Limits %
Endosulfan II	0.0667	0.0589	0.0520	88.3	78.0	53.0-140			12.3	28
Endosulfan sulfate	0.0667	0.0569	0.0504	85.2	75.5	52.0-141			12.1	29
Endrin	0.0667	0.0672	0.0597	101	89.5	52.0-137			11.8	29
Endrin aldehyde	0.0667	0.0478	0.0411	71.7	61.7	30.0-127			15.0	31
Endrin ketone	0.0667	0.0659	0.0581	98.7	87.2	51.0-139			12.5	28
Heptachlor	0.0667	0.0684	0.0608	103	91.2	53.0-144			11.8	29
Heptachlor epoxide	0.0667	0.0642	0.0569	96.2	85.3	54.0-137			12.1	28
Hexachlorobenzene	0.0667	0.0552	0.0490	82.8	73.5	50.0-135			11.9	28
Methoxychlor	0.0667	0.0647	0.0563	97.0	84.4	49.0-145			13.8	29
<i>(S) Decachlorobiphenyl</i>				72.0	60.7	10.0-148				
<i>(S) Tetrachloro-m-xylene</i>				84.5	73.1	21.0-146				

1 Cp

2 Tc

3 Ss

4 Cn

5 Sr

6 Qc

7 Gl

8 Al

9 Sc

L984032-01 Original Sample (OS) • Matrix Spike (MS) • Matrix Spike Duplicate (MSD)

(OS) L984032-01 04/14/18 10:31 • (MS) R3302035-1 04/14/18 10:43 • (MSD) R3302035-2 04/14/18 10:56

Analyte	Spike Amount (dry) mg/kg	Original Result (dry) mg/kg	MS Result (dry) mg/kg	MSD Result (dry) mg/kg	MS Rec. %	MSD Rec. %	Dilution	Rec. Limits %	MS Qualifier	MSD Qualifier	RPD %	RPD Limits %
Aldrin	0.0697	ND	0.0535	0.0560	76.8	80.3	1	19.0-152			4.50	24
Alpha BHC	0.0697	ND	0.0612	0.0644	87.8	92.4	1	39.0-152			5.04	21
Beta BHC	0.0697	ND	0.0617	0.0632	88.5	90.6	1	38.0-150			2.33	20
Delta BHC	0.0697	ND	0.0542	0.0574	77.7	82.4	1	34.0-155			5.84	21
Gamma BHC	0.0697	ND	0.0583	0.0611	83.7	87.6	1	38.0-153			4.58	21
4,4-DDD	0.0697	ND	0.0521	0.0538	74.7	77.1	1	22.0-160			3.20	25
4,4-DDE	0.0697	ND	0.0514	0.0526	73.7	75.5	1	10.0-160			2.31	27
4,4-DDT	0.0697	ND	0.0513	0.0529	73.6	75.9	1	10.0-160			3.15	28
Dieldrin	0.0697	ND	0.0574	0.0631	82.4	90.5	1	30.0-158			9.42	25
Endosulfan I	0.0697	ND	0.0487	0.0508	69.9	72.9	1	31.0-155			4.20	25
Endosulfan II	0.0697	ND	0.0471	0.0503	67.5	72.1	1	32.0-156			6.55	25
Endosulfan sulfate	0.0697	ND	0.0476	0.0519	68.3	74.4	1	31.0-158			8.56	24
Endrin	0.0697	ND	0.0513	0.0533	73.5	76.4	1	30.0-149			3.87	25
Endrin aldehyde	0.0697	ND	0.0468	0.0511	67.1	73.4	1	20.0-157			8.89	26
Endrin ketone	0.0697	ND	0.0481	0.0526	69.0	75.5	1	32.0-154			9.04	23
Heptachlor	0.0697	ND	0.0594	0.0622	85.3	89.2	1	18.0-160			4.58	23
Heptachlor epoxide	0.0697	ND	0.0530	0.0552	76.0	79.2	1	31.0-154			4.05	25
Hexachlorobenzene	0.0697	ND	0.0563	0.0588	80.7	84.3	1	26.0-146			4.39	21
Methoxychlor	0.0697	ND	0.0575	0.0600	82.5	86.0	1	10.0-160			4.14	27
<i>(S) Decachlorobiphenyl</i>					82.0	89.2		10.0-148				
<i>(S) Tetrachloro-m-xylene</i>					79.5	83.5		21.0-146				



Guide to Reading and Understanding Your Laboratory Report

The information below is designed to better explain the various terms used in your report of analytical results from the Laboratory. This is not intended as a comprehensive explanation, and if you have additional questions please contact your project representative.

Abbreviations and Definitions

(dry)	Results are reported based on the dry weight of the sample. [this will only be present on a dry report basis for soils].
MDL	Method Detection Limit.
MDL (dry)	Method Detection Limit.
RDL	Reported Detection Limit.
RDL (dry)	Reported Detection Limit.
Rec.	Recovery.
RPD	Relative Percent Difference.
SDG	Sample Delivery Group.
(S)	Surrogate (Surrogate Standard) - Analytes added to every blank, sample, Laboratory Control Sample/Duplicate and Matrix Spike/Duplicate; used to evaluate analytical efficiency by measuring recovery. Surrogates are not expected to be detected in all environmental media.
U	Not detected at the Reporting Limit (or MDL where applicable).
Analyte	The name of the particular compound or analysis performed. Some Analyses and Methods will have multiple analytes reported.
Dilution	If the sample matrix contains an interfering material, or if concentrations of analytes in the sample are higher than the highest limit of concentration that the laboratory can accurately report, the sample may be diluted for analysis. If a value different than 1 is used in this field, the result reported has already been corrected for this factor.
Limits	These are the target % recovery ranges or % difference value that the laboratory has historically determined as normal for the method and analyte being reported. Successful QC Sample analysis will target all analytes recovered or duplicated within these ranges.
Original Sample	The non-spiked sample in the prep batch used to determine the Relative Percent Difference (RPD) from a quality control sample. The Original Sample may not be included within the reported SDG.
Qualifier	This column provides a letter and/or number designation that corresponds to additional information concerning the result reported. If a Qualifier is present, a definition per Qualifier is provided within the Glossary and Definitions page and potentially a discussion of possible implications of the Qualifier in the Case Narrative if applicable.
Result	The actual analytical final result (corrected for any sample specific characteristics) reported for your sample. If there was no measurable result returned for a specific analyte, the result in this column may state "ND" (Not Detected) or "BDL" (Below Detectable Levels). The information in the results column should always be accompanied by either an MDL (Method Detection Limit) or RDL (Reporting Detection Limit) that defines the lowest value that the laboratory could detect or report for this analyte.
Case Narrative (Cn)	A brief discussion about the included sample results, including a discussion of any non-conformances to protocol observed either at sample receipt by the laboratory from the field or during the analytical process. If present, there will be a section in the Case Narrative to discuss the meaning of any data qualifiers used in the report.
Quality Control Summary (Qc)	This section of the report includes the results of the laboratory quality control analyses required by procedure or analytical methods to assist in evaluating the validity of the results reported for your samples. These analyses are not being performed on your samples typically, but on laboratory generated material.
Sample Chain of Custody (Sc)	This is the document created in the field when your samples were initially collected. This is used to verify the time and date of collection, the person collecting the samples, and the analyses that the laboratory is requested to perform. This chain of custody also documents all persons (excluding commercial shippers) that have had control or possession of the samples from the time of collection until delivery to the laboratory for analysis.
Sample Results (Sr)	This section of your report will provide the results of all testing performed on your samples. These results are provided by sample ID and are separated by the analyses performed on each sample. The header line of each analysis section for each sample will provide the name and method number for the analysis reported.
Sample Summary (Ss)	This section of the Analytical Report defines the specific analyses performed for each sample ID, including the dates and times of preparation and/or analysis.

- 1 Cp
- 2 Tc
- 3 Ss
- 4 Cn
- 5 Sr
- 6 Qc
- 7 Gl
- 8 Al
- 9 Sc

Qualifier Description

J	The identification of the analyte is acceptable; the reported value is an estimate.
---	---



ESC Lab Sciences is the only environmental laboratory accredited/certified to support your work nationwide from one location. One phone call, one point of contact, one laboratory. No other lab is as accessible or prepared to handle your needs throughout the country. Our capacity and capability from our single location laboratory is comparable to the collective totals of the network laboratories in our industry. The most significant benefit to our one location design is the design of our laboratory campus. The model is conducive to accelerated productivity, decreasing turn-around time, and preventing cross contamination, thus protecting sample integrity. Our focus on premium quality and prompt service allows us to be YOUR LAB OF CHOICE.

* Not all certifications held by the laboratory are applicable to the results reported in the attached report.
 * Accreditation is only applicable to the test methods specified on each scope of accreditation held by ESC Lab Sciences.

State Accreditations

Alabama	40660	Nebraska	NE-OS-15-05
Alaska	17-026	Nevada	TN-03-2002-34
Arizona	AZ0612	New Hampshire	2975
Arkansas	88-0469	New Jersey-NELAP	TN002
California	2932	New Mexico ¹	n/a
Colorado	TN00003	New York	11742
Connecticut	PH-0197	North Carolina	Env375
Florida	E87487	North Carolina ¹	DW21704
Georgia	NELAP	North Carolina ³	41
Georgia ¹	923	North Dakota	R-140
Idaho	TN00003	Ohio-VAP	CL0069
Illinois	200008	Oklahoma	9915
Indiana	C-TN-01	Oregon	TN200002
Iowa	364	Pennsylvania	68-02979
Kansas	E-10277	Rhode Island	LA000356
Kentucky ^{1,6}	90010	South Carolina	84004
Kentucky ²	16	South Dakota	n/a
Louisiana	AI30792	Tennessee ^{1,4}	2006
Louisiana ¹	LA180010	Texas	T 104704245-17-14
Maine	TN0002	Texas ⁵	LAB0152
Maryland	324	Utah	TN00003
Massachusetts	M-TN003	Vermont	VT2006
Michigan	9958	Virginia	460132
Minnesota	047-999-395	Washington	C847
Mississippi	TN00003	West Virginia	233
Missouri	340	Wisconsin	9980939910
Montana	CERT0086	Wyoming	A2LA

1
Cp

2
Tc

3
Ss

4
Cn

5
Sr

6
Qc

7
Gl

8
Al

9
Sc

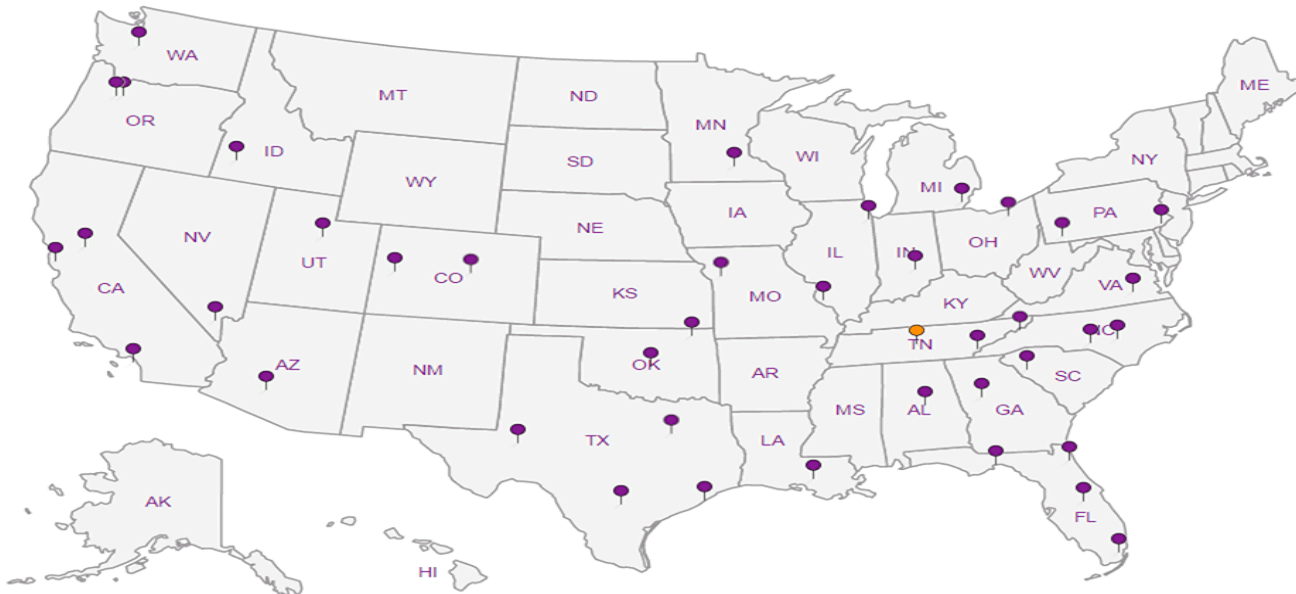
Third Party Federal Accreditations

A2LA – ISO 17025	1461.01	AIHA-LAP,LLC EMLAP	100789
A2LA – ISO 17025 ⁵	1461.02	DOD	1461.01
Canada	1461.01	USDA	P330-15-00234
EPA-Crypto	TN00003		

¹ Drinking Water ² Underground Storage Tanks ³ Aquatic Toxicity ⁴ Chemical/Microbiological ⁵ Mold ⁶ Wastewater n/a Accreditation not applicable

Our Locations

ESC Lab Sciences has sixty-four client support centers that provide sample pickup and/or the delivery of sampling supplies. If you would like assistance from one of our support offices, please contact our main office. ESC Lab Sciences performs all testing at our central laboratory.



SLR International Corporation - Oakland
 110 11th Street, 2nd Floor
 Oakland, CA 94607

Billing Information:
 Attn: Accounts Payable
 110 11th Street, 2nd Floor
 Oakland, CA 94607

Pres
 Chk

Analysis / Container / Preservative

Chain of Custody Page 1 of 3



YOUR LAB OF CHOICE

12065 Lebanon Rd
 Mount Juliet, TN 37122
 Phone: 615-758-5858
 Phone: 800-767-5859
 Fax: 615-758-5859



L# 984602
H170

Acctnum: SLROCA

Template:

Prelogin:

TSR: 110 - Brian Ford

PB:

Shipped Via:

Remarks Sample # (lab only)

Report to: Pest Silvers (SLR)
 Project Description: Page # 2
 City/State Collected: San Jose, CA
 Client Project #
 Lab Project #
 Phone: 404-435-0758
 Collected by (print): Pest Silvers
 Collected by (signature): [Signature]
 Immediately Packed on Ice: N ___ Y
 Rush? (Lab MUST Be Notified)
 ___ Same Day Five Day
 ___ Next Day ___ 5 Day (Rad Only)
 ___ Two Day ___ 10 Day (Rad Only)
 ___ Three Day
 Quote #
 Date Results Needed
 No. of Cntrs

Email To: psilvers@slrconsulting.com
 Date Results Needed
 No. of Cntrs

Sample ID	Comp/Grab	Matrix *	Depth	Date	Time	No. of Cntrs																																		
PB25-34		SS	3.5	4/5/18	1000	1																																		
PB24-23			2.4		0955																																			01
PB28-01			0.5		0901																																		02	

* Matrix:
 SS - Soil AIR - Air F - Filter
 GW - Groundwater B - Bioassay
 WW - WasteWater
 DW - Drinking Water
 OT - Other

Remarks:
 Samples returned via:
 ___ UPS FedEx ___ Courier ___
 Tracking # 4196 3258 6029
 pH ___ Temp ___
 Flow ___ Other ___

Sample Receipt Checklist
 COC Seal Present/Intact: Y N
 COC Signed/Accurate: Y N
 Bottles arrive intact: Y N
 Correct bottles used: Y N
 Sufficient volume sent: Y N
 If Applicable
 VOA Zero-Headspace: Y N
 Preservation Correct/Checked: Y N

Relinquished by: (Signature) <u>[Signature]</u>	Date: 4/6/18	Time: 1400	Received by: (Signature) FEDEX	Trip Blank Received: Yes <input checked="" type="checkbox"/> No <input checked="" type="checkbox"/> HCL / MeOH TBR
Relinquished by: (Signature)	Date:	Time:	Received by: (Signature)	Temp: 0.8 ^{°C} 23 Bottles Received: 23
Relinquished by: (Signature)	Date:	Time:	Received for lab by: (Signature) Kathryn Coon	Date: 4/7/18 Time: 0845 Hold: Condition: NCF / OX

SLR International Corporation - Oakland

110 11th Street, 2nd Floor
Oakland, CA 94607

Billing information:
Attn: Accounts Payable
110 11th Street, 2nd Floor
Oakland, CA 94607

Pres
Chk

Analysis / Container / Preservative

Chain of Custody Page 2 of 3



YOUR LAB OF CHOICE

12065 Lebanon Rd
Mount Juliet, TN 37122
Phone: 615-758-5858
Phone: 800-767-5859
Fax: 615-758-5859



Report to: *PEAH SILVERS (SLR)*

Email To: *psilvers@slrconsulting.com*

Project Description: *Page 51 2*

City/State Collected: *San Jose, CA*

Phone: *404-435-0788*

Client Project #

Lab Project #

Collected by (print): *PEAH SILVERS*

Site/Facility ID #

P.O. #

Collected by (signature): *[Signature]*

Rush? (Lab MUST Be Notified)

Same Day Five Day
 Next Day 5 Day (Rad Only)
 Two Day 10 Day (Rad Only)
 Three Day

Quote #

Date Results Needed

Immediately Packed on Ice N Y

No.
of
Cnts

L# *984002*

Table #

Acctnum: **SLROCA**

Template:

Prelogin:

TSR: **110 - Brian Ford**

PB:

Shipped Via:

Remarks

Sample # (lab only)

Sample ID	Comp/Grab	Matrix *	Depth	Date	Time	Pres	Chk	Analysis	Container	Preservative	No. of Cnts	Sample # (lab only)
PB25-23		<i>SS</i>	2.5	<i>4/5/18</i>	1058							03
PB25-01			0.5		1055							04
PB A54-23			2.5		1110	X	X	X				05
PB27-01			0.5		1050							06
PB27-23			2.5		1048							07
PB27-45			4.5		1040					X		08
PB29-23			2.5		1030							09
PB23-01			0.5		1035							10
PB23-12			2.0		1020							11
PB28-23			2.5		1015							11

* Matrix:
SS - Soil AIR - Air F - Filter
GW - Groundwater B - Bioassay
WW - WasteWater
DW - Drinking Water
OT - Other

Remarks:

pH _____ Temp _____

Flow _____ Other _____

Sample Receipt Checklist:

COC Seal Present/Intact: Y N
COC Signed/Accurate: Y N
Bottles arrive intact: Y N
Correct bottles used: Y N
Sufficient volume sent: Y N
If Applicable
VOA Zero Headspace: Y N
Preservation Correct/Checked: Y N

Samples returned via:

UPS FedEx Courier

Tracking #

Relinquished by: (Signature) *[Signature]*

Date: *4/16/18* Time: *1400*

Received by: (Signature)

FEDEX

Trip Blank Received: Yes / No
HCL / MeOH
TBR

Relinquished by: (Signature)

Date: _____ Time: _____

Received by: (Signature)

Temp: *0.8* °C Bottles Received:

If preservation required by Login: Date/Time

Relinquished by: (Signature)

Date: _____ Time: _____

Received for lab by: (Signature)

Kathryn Connor

Date: *4/7/18* Time: *0845*

Hold: _____ Condition: NCF / OK

SLR International Corporation - Oakland

110 11th Street, 2nd Floor
Oakland, CA 94607

Billing Information:
Attn: Accounts Payable
110 11th Street, 2nd Floor
Oakland, CA 94607

Pres
Chk

Analysis / Container / Preservative

Chain of Custody Page 3 of 3



YOUR LAB OF CHOICE
12065 Lebanon Rd
Mount Juliet, TN 37122
Phone: 615-758-5858
Phone: 800-767-5859
Fax: 615-758-5859



Report to: *Peceth Silves (SLR)*

Email To: *ps.nes@slrconsulting.com*

Project Description: *Page St 2*

City/State Collected: *San Jose, CA*

Phone: *404-435-0788*

Client Project #

Lab Project #

Collected by (print): *Peceth Silves*

Site/Facility ID #

P.O. #

Collected by (signature): *Peceth Silves*

Rush? (Lab MUST Be Notified)

Same Day Five Day
Next Day 5 Day (Rad Only)
Two Day 10 Day (Rad Only)
Three Day

Quote #

Date Results Needed

Immediately Packed on Ice N Y

No. of
Cntrs

L #
Table #
Acctnum: **SLROCA**
Template:
Prelogin:
TSR: **110 - Brian Ford**
PB:
Shipped Via:
Remarks Sample # (lab only)

Sample ID	Comp/Grab	Matrix *	Depth	Date	Time	No. of Cntrs
PB30-45		SS	4.5	4/5/18	1130	1
PB30-01			0.5		1155	1
PB31-45			4.5		1158	1
PB31-23			2.5		1157	1
PB31-01			0.5		1202	1
PB30-23			2.5		1156	1
PB29-12			1.5		1105	1
PBAS4-01			0.5		1100	1
PB29-01			0.5		1059	1
PBAS4-34			3.5		1111	1

Pesticides
Arsenic
Lead
HOLD

* Matrix:
SS - Soil AIR - Air F - Filter
GW - Groundwater B - Bioassay
WW - WasteWater
DW - Drinking Water
OT - Other

Remarks:

pH _____ Temp _____
Flow _____ Other _____

Samples returned via:
 UPS FedEx Courier

Tracking #

Sample Receipt Checklist
COC Seal Present/Intact: Y N
COC Signed/Accurate: Y N
Bottles arrive intact: Y N
Correct bottles used: Y N
Sufficient volume sent: Y N
If Applicable
VQA Zero Headspace: Y N
Preservation Correct/Checked: Y N

Relinquished by: (Signature) *Kathryn Carson*

Date: *4/16/18* Time: *1400*

Received by: (Signature) *FEDEX*

Trip Blank Received: Yes / No
HCL / MeOH
TBR

Relinquished by: (Signature)

Date: Time:

Received by: (Signature)

Temp: *11.8* °C Bottles Received:

If preservation required by Login: Date/Time

Relinquished by: (Signature)

Date: Time:

Received for lab by: (Signature) *Kathryn Carson*

Date: *4/17/18* Time: *0845*

Hold: Condition: *NCF / OK*


April 23, 2018

SLR International Corporation - Oakland

Sample Delivery Group: L984078
Samples Received: 04/07/2018
Project Number:
Description: Page St 2

Report To: Perth Silvers
110 - 11th Street
2nd Floor
Oakland, CA 94607

Entire Report Reviewed By:



Chris Ward
Technical Service Representative

Results relate only to the items tested or calibrated and are reported as rounded values. This test report shall not be reproduced, except in full, without written approval of the laboratory. Where applicable, sampling conducted by ESC is performed per guidance provided in laboratory standard operating procedures: 060302, 060303, and 060304.



Cp: Cover Page	1
Tc: Table of Contents	2
Ss: Sample Summary	3
Cn: Case Narrative	6
Sr: Sample Results	7
PG2-PB38-01 L984078-01	7
PG2-PB38-23 L984078-02	8
PG2-PB36-01 L984078-03	9
PG2-PB36-23 L984078-04	10
WS L984078-05	11
PG2-PB39-01 L984078-06	12
PG2-PB39-23 L984078-07	13
PG2-PB37-01 L984078-08	14
PG2-PB37-23 L984078-09	15
PG2-PB34-01 L984078-10	16
PG2-PB34-23 L984078-11	17
PG2-PB33-01 L984078-12	18
PG2-PB33-23 L984078-13	19
PG2-PB35-01 L984078-14	20
PG2-PB35-23 L984078-15	21
PG2-PB40-01 L984078-16	22
PG2-PB32-23 L984078-17	23
PG2-PB32-01 L984078-18	24
PG2-PBAS5-01 L984078-19	25
PG2-PBAS5-23 L984078-20	26
Qc: Quality Control Summary	27
Total Solids by Method 2540 G-2011	27
Metals (ICP) by Method 6010B	30
Pesticides (GC) by Method 8081	31
Gl: Glossary of Terms	33
Al: Accreditations & Locations	34
Sc: Sample Chain of Custody	35

¹ Cp
² Tc
³ Ss
⁴ Cn
⁵ Sr
⁶ Qc
⁷ Gl
⁸ Al
⁹ Sc

SAMPLE SUMMARY



PG2-PB38-01 L984078-01 Solid

Method	Batch	Dilution	Preparation date/time	Analysis date/time	Analyst
Total Solids by Method 2540 G-2011	WG1096251	1	04/10/18 16:41	04/10/18 16:52	KDW
Metals (ICP) by Method 6010B	WG1096416	1	04/11/18 08:44	04/12/18 13:04	ST

Collected by Perth Silvers
 Collected date/time 04/05/18 10:05
 Received date/time 04/07/18 08:45

- 1 Cp
- 2 Tc
- 3 Ss
- 4 Cn
- 5 Sr
- 6 Qc
- 7 Gl
- 8 Al
- 9 Sc

PG2-PB38-23 L984078-02 Solid

Method	Batch	Dilution	Preparation date/time	Analysis date/time	Analyst
Total Solids by Method 2540 G-2011	WG1096251	1	04/10/18 16:41	04/10/18 16:52	KDW
Metals (ICP) by Method 6010B	WG1096416	1	04/11/18 08:44	04/12/18 13:20	ST

Collected by Perth Silvers
 Collected date/time 04/05/18 10:06
 Received date/time 04/07/18 08:45

PG2-PB36-01 L984078-03 Solid

Method	Batch	Dilution	Preparation date/time	Analysis date/time	Analyst
Total Solids by Method 2540 G-2011	WG1096251	1	04/10/18 16:41	04/10/18 16:52	KDW
Metals (ICP) by Method 6010B	WG1096416	1	04/11/18 08:44	04/12/18 13:23	ST

Collected by Perth Silvers
 Collected date/time 04/05/18 10:00
 Received date/time 04/07/18 08:45

PG2-PB36-23 L984078-04 Solid

Method	Batch	Dilution	Preparation date/time	Analysis date/time	Analyst
Total Solids by Method 2540 G-2011	WG1096260	1	04/10/18 16:32	04/10/18 16:38	KDW
Metals (ICP) by Method 6010B	WG1096416	1	04/11/18 08:44	04/12/18 13:33	ST

Collected by Perth Silvers
 Collected date/time 04/05/18 10:01
 Received date/time 04/07/18 08:45

WS L984078-05 Solid

Method	Batch	Dilution	Preparation date/time	Analysis date/time	Analyst
Total Solids by Method 2540 G-2011	WG1096260	1	04/10/18 16:32	04/10/18 16:38	KDW
Metals (ICP) by Method 6010B	WG1096416	1	04/11/18 08:44	04/12/18 13:37	ST
Pesticides (GC) by Method 8081	WG1096330	1	04/11/18 07:01	04/11/18 15:15	VKS

Collected by Perth Silvers
 Collected date/time 04/05/18 14:00
 Received date/time 04/07/18 08:45

PG2-PB39-01 L984078-06 Solid

Method	Batch	Dilution	Preparation date/time	Analysis date/time	Analyst
Total Solids by Method 2540 G-2011	WG1096260	1	04/10/18 16:32	04/10/18 16:38	KDW
Metals (ICP) by Method 6010B	WG1096416	1	04/11/18 08:44	04/12/18 13:40	ST

Collected by Perth Silvers
 Collected date/time 04/05/18 14:00
 Received date/time 04/07/18 08:45

PG2-PB39-23 L984078-07 Solid

Method	Batch	Dilution	Preparation date/time	Analysis date/time	Analyst
Total Solids by Method 2540 G-2011	WG1096260	1	04/10/18 16:32	04/10/18 16:38	KDW
Metals (ICP) by Method 6010B	WG1096416	1	04/11/18 08:44	04/12/18 13:43	ST

Collected by Perth Silvers
 Collected date/time 04/05/18 14:01
 Received date/time 04/07/18 08:45

SAMPLE SUMMARY



PG2-PB37-01 L984078-08 Solid

Method	Batch	Dilution	Preparation date/time	Analysis date/time	Analyst
Total Solids by Method 2540 G-2011	WG1096260	1	04/10/18 16:32	04/10/18 16:38	KDW
Metals (ICP) by Method 6010B	WG1096416	1	04/11/18 08:44	04/12/18 13:47	ST

Collected by Perth Silvers
 Collected date/time 04/05/18 13:55
 Received date/time 04/07/18 08:45

1 Cp

2 Tc

3 Ss

4 Cn

5 Sr

6 Qc

7 Gl

8 Al

9 Sc

PG2-PB37-23 L984078-09 Solid

Method	Batch	Dilution	Preparation date/time	Analysis date/time	Analyst
Total Solids by Method 2540 G-2011	WG1096260	1	04/10/18 16:32	04/10/18 16:38	KDW
Metals (ICP) by Method 6010B	WG1096416	1	04/11/18 08:44	04/12/18 13:50	ST

Collected by Perth Silvers
 Collected date/time 04/05/18 13:56
 Received date/time 04/07/18 08:45

PG2-PB34-01 L984078-10 Solid

Method	Batch	Dilution	Preparation date/time	Analysis date/time	Analyst
Total Solids by Method 2540 G-2011	WG1096260	1	04/10/18 16:32	04/10/18 16:38	KDW
Metals (ICP) by Method 6010B	WG1096416	1	04/11/18 08:44	04/12/18 13:53	ST

Collected by Perth Silvers
 Collected date/time 04/05/18 13:50
 Received date/time 04/07/18 08:45

PG2-PB34-23 L984078-11 Solid

Method	Batch	Dilution	Preparation date/time	Analysis date/time	Analyst
Total Solids by Method 2540 G-2011	WG1096260	1	04/10/18 16:32	04/10/18 16:38	KDW
Metals (ICP) by Method 6010B	WG1096416	1	04/11/18 08:44	04/12/18 13:57	ST

Collected by Perth Silvers
 Collected date/time 04/05/18 13:52
 Received date/time 04/07/18 08:45

PG2-PB33-01 L984078-12 Solid

Method	Batch	Dilution	Preparation date/time	Analysis date/time	Analyst
Total Solids by Method 2540 G-2011	WG1096260	1	04/10/18 16:32	04/10/18 16:38	KDW
Metals (ICP) by Method 6010B	WG1096416	1	04/11/18 08:44	04/12/18 14:00	ST

Collected by Perth Silvers
 Collected date/time 04/05/18 13:45
 Received date/time 04/07/18 08:45

PG2-PB33-23 L984078-13 Solid

Method	Batch	Dilution	Preparation date/time	Analysis date/time	Analyst
Total Solids by Method 2540 G-2011	WG1096260	1	04/10/18 16:32	04/10/18 16:38	KDW
Metals (ICP) by Method 6010B	WG1096416	1	04/11/18 08:44	04/12/18 14:04	ST

Collected by Perth Silvers
 Collected date/time 04/05/18 13:46
 Received date/time 04/07/18 08:45

PG2-PB35-01 L984078-14 Solid

Method	Batch	Dilution	Preparation date/time	Analysis date/time	Analyst
Total Solids by Method 2540 G-2011	WG1096458	1	04/12/18 13:22	04/12/18 13:48	JD
Metals (ICP) by Method 6010B	WG1096416	1	04/11/18 08:44	04/12/18 14:14	ST

Collected by Perth Silvers
 Collected date/time 04/05/18 13:40
 Received date/time 04/07/18 08:45

SAMPLE SUMMARY



PG2-PB35-23 L984078-15 Solid

Collected by Perth Silvers
Collected date/time 04/05/18 13:40
Received date/time 04/07/18 08:45

Method	Batch	Dilution	Preparation date/time	Analysis date/time	Analyst
Total Solids by Method 2540 G-2011	WG1096458	1	04/12/18 13:22	04/12/18 13:48	JD
Metals (ICP) by Method 6010B	WG1096416	1	04/11/18 08:44	04/12/18 14:17	ST

1
Cp

2
Tc

3
Ss

4
Cn

5
Sr

6
Qc

7
Gl

8
Al

9
Sc

PG2-PB40-01 L984078-16 Solid

Collected by Perth Silvers
Collected date/time 04/05/18 14:05
Received date/time 04/07/18 08:45

Method	Batch	Dilution	Preparation date/time	Analysis date/time	Analyst
Total Solids by Method 2540 G-2011	WG1096458	1	04/12/18 13:22	04/12/18 13:48	JD
Metals (ICP) by Method 6010B	WG1096416	1	04/11/18 08:44	04/12/18 14:20	ST

PG2-PB32-23 L984078-17 Solid

Collected by Perth Silvers
Collected date/time 04/05/18 13:37
Received date/time 04/07/18 08:45

Method	Batch	Dilution	Preparation date/time	Analysis date/time	Analyst
Total Solids by Method 2540 G-2011	WG1096458	1	04/12/18 13:22	04/12/18 13:48	JD
Metals (ICP) by Method 6010B	WG1096416	1	04/11/18 08:44	04/12/18 14:24	ST

PG2-PB32-01 L984078-18 Solid

Collected by Perth Silvers
Collected date/time 04/05/18 13:35
Received date/time 04/07/18 08:45

Method	Batch	Dilution	Preparation date/time	Analysis date/time	Analyst
Total Solids by Method 2540 G-2011	WG1096458	1	04/12/18 13:22	04/12/18 13:48	JD
Metals (ICP) by Method 6010B	WG1096416	1	04/11/18 08:44	04/12/18 14:27	ST

PG2-PBAS5-01 L984078-19 Solid

Collected by Perth Silvers
Collected date/time 04/05/18 00:00
Received date/time 04/07/18 08:45

Method	Batch	Dilution	Preparation date/time	Analysis date/time	Analyst
Total Solids by Method 2540 G-2011	WG1096458	1	04/12/18 13:22	04/12/18 13:48	JD
Metals (ICP) by Method 6010B	WG1096416	1	04/11/18 08:44	04/12/18 14:30	ST
Pesticides (GC) by Method 8081	WG1096330	1	04/11/18 07:01	04/11/18 15:27	VKS

PG2-PBAS5-23 L984078-20 Solid

Collected by Perth Silvers
Collected date/time 04/05/18 00:00
Received date/time 04/07/18 08:45

Method	Batch	Dilution	Preparation date/time	Analysis date/time	Analyst
Total Solids by Method 2540 G-2011	WG1096458	1	04/12/18 13:22	04/12/18 13:48	JD
Metals (ICP) by Method 6010B	WG1096416	1	04/11/18 08:44	04/12/18 14:33	ST
Pesticides (GC) by Method 8081	WG1096330	1	04/11/18 07:01	04/11/18 15:40	VKS



All sample aliquots were received at the correct temperature, in the proper containers, with the appropriate preservatives, and within method specified holding times, unless qualified or notated within the report. Where applicable, all MDL (LOD) and RDL (LOQ) values reported for environmental samples have been corrected for the dilution factor used in the analysis. All radiochemical sample results for solids are reported on a dry weight basis with the exception of tritium, carbon-14 and radon, unless wet weight was requested by the client. All Method and Batch Quality Control are within established criteria except where addressed in this case narrative, a non-conformance form or properly qualified within the sample results. By my digital signature below, I affirm to the best of my knowledge, all problems/anomalies observed by the laboratory as having the potential to affect the quality of the data have been identified by the laboratory, and no information or data have been knowingly withheld that would affect the quality of the data.

Chris Ward
Technical Service Representative

Sample Handling and Receiving

Analysis was performed from an improper container for the following samples.

<u>ESC Sample ID</u>	<u>Project Sample ID</u>	<u>Method</u>
L984078-05	WS	8081, 6010B

- 1 Cp
- 2 Tc
- 3 Ss
- 4 Cn
- 5 Sr
- 6 Qc
- 7 Gl
- 8 Al
- 9 Sc



Total Solids by Method 2540 G-2011

Analyte	Result	Qualifier	Dilution	Analysis date / time	Batch
Total Solids	83.5		1	04/10/2018 16:52	WG1096251

¹ Cp

² Tc

Metals (ICP) by Method 6010B

Analyte	Result (dry) mg/kg	Qualifier	MDL (dry) mg/kg	RDL (dry) mg/kg	Dilution	Analysis date / time	Batch
Lead	148	<u>J6</u>	0.228	0.599	1	04/12/2018 13:04	WG1096416

³ Ss

⁴ Cn

⁵ Sr

⁶ Qc

⁷ Gl

⁸ Al

⁹ Sc



Total Solids by Method 2540 G-2011

Analyte	Result	Qualifier	Dilution	Analysis date / time	Batch
Total Solids	85.4		1	04/10/2018 16:52	WG1096251

1 Cp

2 Tc

Metals (ICP) by Method 6010B

Analyte	Result (dry) mg/kg	Qualifier	MDL (dry) mg/kg	RDL (dry) mg/kg	Dilution	Analysis date / time	Batch
Lead	16.9		0.223	0.586	1	04/12/2018 13:20	WG1096416

3 Ss

4 Cn

5 Sr

6 Qc

7 Gl

8 Al

9 Sc



Total Solids by Method 2540 G-2011

Analyte	Result	Qualifier	Dilution	Analysis date / time	Batch
Total Solids	91.3		1	04/10/2018 16:52	WG1096251

1 Cp

2 Tc

Metals (ICP) by Method 6010B

Analyte	Result (dry) mg/kg	Qualifier	MDL (dry) mg/kg	RDL (dry) mg/kg	Dilution	Analysis date / time	Batch
Lead	161		0.208	0.547	1	04/12/2018 13:23	WG1096416

3 Ss

4 Cn

5 Sr

6 Qc

7 Gl

8 Al

9 Sc



Total Solids by Method 2540 G-2011

Analyte	Result	Qualifier	Dilution	Analysis date / time	Batch
Total Solids	78.0		1	04/10/2018 16:38	WG1096260

1 Cp

2 Tc

Metals (ICP) by Method 6010B

Analyte	Result (dry) mg/kg	Qualifier	MDL (dry) mg/kg	RDL (dry) mg/kg	Dilution	Analysis date / time	Batch
Lead	14.6		0.244	0.641	1	04/12/2018 13:33	WG1096416

3 Ss

4 Cn

5 Sr

6 Qc

7 Gl

8 Al

9 Sc



Collected date/time: 04/05/18 14:00

L984078

Total Solids by Method 2540 G-2011

Analyte	Result	Qualifier	Dilution	Analysis	Batch
Total Solids	86.9		1	04/10/2018 16:38	WG1096260

1 Cp

2 Tc

Metals (ICP) by Method 6010B

Analyte	Result (dry)	Qualifier	MDL (dry)	RDL (dry)	Dilution	Analysis	Batch
Arsenic	12.2		0.748	2.30	1	04/12/2018 13:37	WG1096416
Lead	93.6		0.219	0.575	1	04/12/2018 13:37	WG1096416

3 Ss

4 Cn

5 Sr

Pesticides (GC) by Method 8081

Analyte	Result (dry)	Qualifier	MDL (dry)	RDL (dry)	Dilution	Analysis	Batch
Aldrin	U		0.000268	0.0230	1	04/11/2018 15:15	WG1096330
Alpha BHC	U		0.000222	0.0230	1	04/11/2018 15:15	WG1096330
Beta BHC	U		0.000349	0.0230	1	04/11/2018 15:15	WG1096330
Delta BHC	U		0.000174	0.0230	1	04/11/2018 15:15	WG1096330
Gamma BHC	U		0.000282	0.0230	1	04/11/2018 15:15	WG1096330
4,4-DDD	U		0.000189	0.0230	1	04/11/2018 15:15	WG1096330
4,4-DDE	0.00122	J	0.000190	0.0230	1	04/11/2018 15:15	WG1096330
4,4-DDT	0.00206	J	0.000306	0.0230	1	04/11/2018 15:15	WG1096330
Dieldrin	U		0.000102	0.00230	1	04/11/2018 15:15	WG1096330
Endosulfan I	U		0.000246	0.0230	1	04/11/2018 15:15	WG1096330
Endosulfan II	U		0.000265	0.0230	1	04/11/2018 15:15	WG1096330
Endosulfan sulfate	U		0.000196	0.0230	1	04/11/2018 15:15	WG1096330
Endrin	U		0.000252	0.0230	1	04/11/2018 15:15	WG1096330
Endrin aldehyde	U		0.000278	0.0230	1	04/11/2018 15:15	WG1096330
Endrin ketone	U		0.000183	0.0230	1	04/11/2018 15:15	WG1096330
Heptachlor	U		0.000116	0.0230	1	04/11/2018 15:15	WG1096330
Heptachlor epoxide	U		0.000435	0.0230	1	04/11/2018 15:15	WG1096330
Hexachlorobenzene	U		0.000258	0.0230	1	04/11/2018 15:15	WG1096330
Methoxychlor	U		0.000305	0.0230	1	04/11/2018 15:15	WG1096330
Chlordane	U		0.0449	0.230	1	04/11/2018 15:15	WG1096330
Toxaphene	U		0.0414	0.460	1	04/11/2018 15:15	WG1096330
(S) Decachlorobiphenyl	34.0			10.0-148		04/11/2018 15:15	WG1096330
(S) Tetrachloro-m-xylene	50.2			21.0-146		04/11/2018 15:15	WG1096330

6 Qc

7 Gl

8 Al

9 Sc



Total Solids by Method 2540 G-2011

Analyte	Result	Qualifier	Dilution	Analysis date / time	Batch
Total Solids	84.9		1	04/10/2018 16:38	WG1096260

1 Cp

2 Tc

Metals (ICP) by Method 6010B

Analyte	Result (dry) mg/kg	Qualifier	MDL (dry) mg/kg	RDL (dry) mg/kg	Dilution	Analysis date / time	Batch
Lead	126		0.224	0.589	1	04/12/2018 13:40	WG1096416

3 Ss

4 Cn

5 Sr

6 Qc

7 Gl

8 Al

9 Sc



Total Solids by Method 2540 G-2011

Analyte	Result	Qualifier	Dilution	Analysis date / time	Batch
Total Solids	83.4		1	04/10/2018 16:38	WG1096260

1 Cp

2 Tc

Metals (ICP) by Method 6010B

Analyte	Result (dry) mg/kg	Qualifier	MDL (dry) mg/kg	RDL (dry) mg/kg	Dilution	Analysis date / time	Batch
Lead	18.9		0.228	0.599	1	04/12/2018 13:43	WG1096416

3 Ss

4 Cn

5 Sr

6 Qc

7 Gl

8 Al

9 Sc



Total Solids by Method 2540 G-2011

Analyte	Result	Qualifier	Dilution	Analysis date / time	Batch
Total Solids	85.7		1	04/10/2018 16:38	WG1096260

1 Cp

2 Tc

Metals (ICP) by Method 6010B

Analyte	Result (dry) mg/kg	Qualifier	MDL (dry) mg/kg	RDL (dry) mg/kg	Dilution	Analysis date / time	Batch
Lead	90.0		0.222	0.584	1	04/12/2018 13:47	WG1096416

3 Ss

4 Cn

5 Sr

6 Qc

7 Gl

8 Al

9 Sc



Total Solids by Method 2540 G-2011

Analyte	Result	Qualifier	Dilution	Analysis date / time	Batch
Total Solids	84.9		1	04/10/2018 16:38	WG1096260

1 Cp

2 Tc

Metals (ICP) by Method 6010B

Analyte	Result (dry) mg/kg	Qualifier	MDL (dry) mg/kg	RDL (dry) mg/kg	Dilution	Analysis date / time	Batch
Lead	12.4		0.224	0.589	1	04/12/2018 13:50	WG1096416

3 Ss

4 Cn

5 Sr

6 Qc

7 Gl

8 Al

9 Sc



Total Solids by Method 2540 G-2011

Analyte	Result	Qualifier	Dilution	Analysis date / time	Batch
Total Solids	78.1		1	04/10/2018 16:38	WG1096260

1 Cp

2 Tc

Metals (ICP) by Method 6010B

Analyte	Result (dry) mg/kg	Qualifier	MDL (dry) mg/kg	RDL (dry) mg/kg	Dilution	Analysis date / time	Batch
Lead	127		0.243	0.640	1	04/12/2018 13:53	WG1096416

3 Ss

4 Cn

5 Sr

6 Qc

7 Gl

8 Al

9 Sc



Total Solids by Method 2540 G-2011

Analyte	Result	Qualifier	Dilution	Analysis date / time	Batch
Total Solids	76.6		1	04/10/2018 16:38	WG1096260

1 Cp

2 Tc

Metals (ICP) by Method 6010B

Analyte	Result (dry) mg/kg	Qualifier	MDL (dry) mg/kg	RDL (dry) mg/kg	Dilution	Analysis date / time	Batch
Lead	13.6		0.248	0.652	1	04/12/2018 13:57	WG1096416

3 Ss

4 Cn

5 Sr

6 Qc

7 Gl

8 Al

9 Sc



Total Solids by Method 2540 G-2011

Analyte	Result	Qualifier	Dilution	Analysis date / time	Batch
Total Solids	85.7		1	04/10/2018 16:38	WG1096260

1 Cp

2 Tc

Metals (ICP) by Method 6010B

Analyte	Result (dry) mg/kg	Qualifier	MDL (dry) mg/kg	RDL (dry) mg/kg	Dilution	Analysis date / time	Batch
Lead	130		0.222	0.584	1	04/12/2018 14:00	WG1096416

3 Ss

4 Cn

5 Sr

6 Qc

7 Gl

8 Al

9 Sc



Total Solids by Method 2540 G-2011

Analyte	Result	Qualifier	Dilution	Analysis date / time	Batch
Total Solids	88.8		1	04/10/2018 16:38	WG1096260

1 Cp

2 Tc

Metals (ICP) by Method 6010B

Analyte	Result (dry) mg/kg	Qualifier	MDL (dry) mg/kg	RDL (dry) mg/kg	Dilution	Analysis date / time	Batch
Lead	12.0		0.214	0.563	1	04/12/2018 14:04	WG1096416

3 Ss

4 Cn

5 Sr

6 Qc

7 Gl

8 Al

9 Sc



Total Solids by Method 2540 G-2011

Analyte	Result	Qualifier	Dilution	Analysis date / time	Batch
Total Solids	84.8		1	04/12/2018 13:48	WG1096458

1 Cp

2 Tc

Metals (ICP) by Method 6010B

Analyte	Result (dry) mg/kg	Qualifier	MDL (dry) mg/kg	RDL (dry) mg/kg	Dilution	Analysis date / time	Batch
Lead	102		0.224	0.590	1	04/12/2018 14:14	WG1096416

3 Ss

4 Cn

5 Sr

6 Qc

7 Gl

8 Al

9 Sc



Total Solids by Method 2540 G-2011

Analyte	Result	Qualifier	Dilution	Analysis date / time	Batch
Total Solids	89.7		1	04/12/2018 13:48	WG1096458

1 Cp

2 Tc

Metals (ICP) by Method 6010B

Analyte	Result (dry) mg/kg	Qualifier	MDL (dry) mg/kg	RDL (dry) mg/kg	Dilution	Analysis date / time	Batch
Lead	12.3		0.212	0.557	1	04/12/2018 14:17	WG1096416

3 Ss

4 Cn

5 Sr

6 Qc

7 Gl

8 Al

9 Sc



Total Solids by Method 2540 G-2011

Analyte	Result	Qualifier	Dilution	Analysis date / time	Batch
Total Solids	99.3		1	04/12/2018 13:48	WG1096458

1 Cp

2 Tc

Metals (ICP) by Method 6010B

Analyte	Result (dry) mg/kg	Qualifier	MDL (dry) mg/kg	RDL (dry) mg/kg	Dilution	Analysis date / time	Batch
Lead	21.9		0.191	0.503	1	04/12/2018 14:20	WG1096416

3 Ss

4 Cn

5 Sr

6 Qc

7 Gl

8 Al

9 Sc



Total Solids by Method 2540 G-2011

Analyte	Result	Qualifier	Dilution	Analysis date / time	Batch
Total Solids	69.6		1	04/12/2018 13:48	WG1096458

1 Cp

2 Tc

Metals (ICP) by Method 6010B

Analyte	Result (dry) mg/kg	Qualifier	MDL (dry) mg/kg	RDL (dry) mg/kg	Dilution	Analysis date / time	Batch
Lead	13.0		0.273	0.719	1	04/12/2018 14:24	WG1096416

3 Ss

4 Cn

5 Sr

6 Qc

7 Gl

8 Al

9 Sc



Total Solids by Method 2540 G-2011

Analyte	Result	Qualifier	Dilution	Analysis date / time	Batch
Total Solids	74.2		1	04/12/2018 13:48	WG1096458

1 Cp

2 Tc

Metals (ICP) by Method 6010B

Analyte	Result (dry) mg/kg	Qualifier	MDL (dry) mg/kg	RDL (dry) mg/kg	Dilution	Analysis date / time	Batch
Lead	25.8		0.256	0.674	1	04/12/2018 14:27	WG1096416

3 Ss

4 Cn

5 Sr

6 Qc

7 Gl

8 Al

9 Sc



Total Solids by Method 2540 G-2011

Analyte	Result	Qualifier	Dilution	Analysis	Batch
	%			date / time	
Total Solids	85.4		1	04/12/2018 13:48	WG1096458

1 Cp

2 Tc

Metals (ICP) by Method 6010B

Analyte	Result (dry)	Qualifier	MDL (dry)	RDL (dry)	Dilution	Analysis	Batch
	mg/kg		mg/kg	mg/kg		date / time	
Arsenic	93.3		0.761	2.34	1	04/12/2018 14:30	WG1096416
Lead	193		0.222	0.585	1	04/12/2018 14:30	WG1096416

3 Ss

4 Cn

5 Sr

Pesticides (GC) by Method 8081

Analyte	Result (dry)	Qualifier	MDL (dry)	RDL (dry)	Dilution	Analysis	Batch
	mg/kg		mg/kg	mg/kg		date / time	
Aldrin	U		0.000273	0.0234	1	04/11/2018 15:27	WG1096330
Alpha BHC	U		0.000226	0.0234	1	04/11/2018 15:27	WG1096330
Beta BHC	U		0.000355	0.0234	1	04/11/2018 15:27	WG1096330
Delta BHC	U		0.000177	0.0234	1	04/11/2018 15:27	WG1096330
Gamma BHC	U		0.000287	0.0234	1	04/11/2018 15:27	WG1096330
4,4-DDD	0.0152	J	0.000192	0.0234	1	04/11/2018 15:27	WG1096330
4,4-DDE	0.215		0.000193	0.0234	1	04/11/2018 15:27	WG1096330
4,4-DDT	0.234		0.000311	0.0234	1	04/11/2018 15:27	WG1096330
Dieldrin	0.134		0.000104	0.00234	1	04/11/2018 15:27	WG1096330
Endosulfan I	U		0.000251	0.0234	1	04/11/2018 15:27	WG1096330
Endosulfan II	U		0.000269	0.0234	1	04/11/2018 15:27	WG1096330
Endosulfan sulfate	U		0.000199	0.0234	1	04/11/2018 15:27	WG1096330
Endrin	U		0.000256	0.0234	1	04/11/2018 15:27	WG1096330
Endrin aldehyde	U		0.000283	0.0234	1	04/11/2018 15:27	WG1096330
Endrin ketone	U		0.000186	0.0234	1	04/11/2018 15:27	WG1096330
Heptachlor	U		0.000118	0.0234	1	04/11/2018 15:27	WG1096330
Heptachlor epoxide	U		0.000443	0.0234	1	04/11/2018 15:27	WG1096330
Hexachlorobenzene	U		0.000262	0.0234	1	04/11/2018 15:27	WG1096330
Methoxychlor	U		0.000310	0.0234	1	04/11/2018 15:27	WG1096330
Chlordane	1.82		0.0457	0.234	1	04/11/2018 15:27	WG1096330
Toxaphene	U		0.0421	0.468	1	04/11/2018 15:27	WG1096330
(S) Decachlorobiphenyl	58.4			10.0-148		04/11/2018 15:27	WG1096330
(S) Tetrachloro-m-xylene	65.4			21.0-146		04/11/2018 15:27	WG1096330

6 Qc

7 Gl

8 Al

9 Sc



Collected date/time: 04/05/18 00:00

L984078

Total Solids by Method 2540 G-2011

Analyte	Result	Qualifier	Dilution	Analysis	Batch
	%			date / time	
Total Solids	79.2		1	04/12/2018 13:48	WG1096458

1 Cp

2 Tc

Metals (ICP) by Method 6010B

Analyte	Result (dry)	Qualifier	MDL (dry)	RDL (dry)	Dilution	Analysis	Batch
	mg/kg		mg/kg	mg/kg		date / time	
Arsenic	7.20		0.821	2.53	1	04/12/2018 14:33	WG1096416
Lead	9.86		0.240	0.631	1	04/12/2018 14:33	WG1096416

3 Ss

4 Cn

5 Sr

Pesticides (GC) by Method 8081

Analyte	Result (dry)	Qualifier	MDL (dry)	RDL (dry)	Dilution	Analysis	Batch
	mg/kg		mg/kg	mg/kg		date / time	
Aldrin	U		0.000294	0.0253	1	04/11/2018 15:40	WG1096330
Alpha BHC	U		0.000244	0.0253	1	04/11/2018 15:40	WG1096330
Beta BHC	U		0.000383	0.0253	1	04/11/2018 15:40	WG1096330
Delta BHC	U		0.000191	0.0253	1	04/11/2018 15:40	WG1096330
Gamma BHC	U		0.000309	0.0253	1	04/11/2018 15:40	WG1096330
4,4-DDD	U		0.000207	0.0253	1	04/11/2018 15:40	WG1096330
4,4-DDE	U		0.000208	0.0253	1	04/11/2018 15:40	WG1096330
4,4-DDT	U		0.000336	0.0253	1	04/11/2018 15:40	WG1096330
Dieldrin	U		0.000112	0.00253	1	04/11/2018 15:40	WG1096330
Endosulfan I	U		0.000270	0.0253	1	04/11/2018 15:40	WG1096330
Endosulfan II	U		0.000290	0.0253	1	04/11/2018 15:40	WG1096330
Endosulfan sulfate	U		0.000215	0.0253	1	04/11/2018 15:40	WG1096330
Endrin	U		0.000277	0.0253	1	04/11/2018 15:40	WG1096330
Endrin aldehyde	U		0.000306	0.0253	1	04/11/2018 15:40	WG1096330
Endrin ketone	U		0.000201	0.0253	1	04/11/2018 15:40	WG1096330
Heptachlor	U		0.000128	0.0253	1	04/11/2018 15:40	WG1096330
Heptachlor epoxide	U		0.000477	0.0253	1	04/11/2018 15:40	WG1096330
Hexachlorobenzene	U		0.000283	0.0253	1	04/11/2018 15:40	WG1096330
Methoxychlor	U		0.000335	0.0253	1	04/11/2018 15:40	WG1096330
Chlordane	U		0.0493	0.253	1	04/11/2018 15:40	WG1096330
Toxaphene	U		0.0455	0.505	1	04/11/2018 15:40	WG1096330
(S) Decachlorobiphenyl	39.9			10.0-148		04/11/2018 15:40	WG1096330
(S) Tetrachloro-m-xylene	63.7			21.0-146		04/11/2018 15:40	WG1096330

6 Qc

7 Gl

8 Al

9 Sc



Method Blank (MB)

(MB) R3300749-1 04/10/18 16:52

Analyte	MB Result	MB Qualifier	MB MDL	MB RDL
	%		%	%
Total Solids	0.00100			

1 Cp

2 Tc

3 Ss

L984078-01 Original Sample (OS) • Duplicate (DUP)

(OS) L984078-01 04/10/18 16:52 • (DUP) R3300749-3 04/10/18 16:52

Analyte	Original Result	DUP Result	Dilution	DUP RPD	DUP Qualifier	DUP RPD Limits
	%	%		%		%
Total Solids	83.5	83.5	1	0.0172		5

4 Cn

5 Sr

Laboratory Control Sample (LCS)

(LCS) R3300749-2 04/10/18 16:52

Analyte	Spike Amount	LCS Result	LCS Rec.	Rec. Limits	LCS Qualifier
	%	%	%	%	
Total Solids	50.0	50.0	100	85.0-115	

6 Qc

7 Gl

8 Al

9 Sc



Method Blank (MB)

(MB) R3300747-1 04/10/18 16:38

Analyte	MB Result	MB Qualifier	MB MDL	MB RDL
	%		%	%
Total Solids	0.00100			

1 Cp

2 Tc

3 Ss

4 Cn

5 Sr

6 Qc

L984078-11 Original Sample (OS) • Duplicate (DUP)

(OS) L984078-11 04/10/18 16:38 • (DUP) R3300747-3 04/10/18 16:38

Analyte	Original Result	DUP Result	Dilution	DUP RPD	DUP Qualifier	DUP RPD Limits
	%	%		%		%
Total Solids	76.6	77.1	1	0.625		5

7 Gl

8 Al

9 Sc

Laboratory Control Sample (LCS)

(LCS) R3300747-2 04/10/18 16:38

Analyte	Spike Amount	LCS Result	LCS Rec.	Rec. Limits	LCS Qualifier
	%	%	%	%	
Total Solids	50.0	50.0	100	85.0-115	



Method Blank (MB)

(MB) R3301520-1 04/12/18 13:48

Analyte	MB Result	MB Qualifier	MB MDL	MB RDL
	%		%	%
Total Solids	0.00100			

1 Cp

2 Tc

3 Ss

4 Cn

5 Sr

6 Qc

L984089-03 Original Sample (OS) • Duplicate (DUP)

(OS) L984089-03 04/12/18 13:48 • (DUP) R3301520-3 04/12/18 13:48

Analyte	Original Result	DUP Result	Dilution	DUP RPD	DUP Qualifier	DUP RPD Limits
	%	%		%		%
Total Solids	89.5	89.4	1	0.119		5

7 Gl

8 Al

Laboratory Control Sample (LCS)

(LCS) R3301520-2 04/12/18 13:48

Analyte	Spike Amount	LCS Result	LCS Rec.	Rec. Limits	LCS Qualifier
	%	%	%	%	
Total Solids	50.0	50.0	100	85.0-115	

9 Sc



Method Blank (MB)

(MB) R3301438-1 04/12/18 12:54

Analyte	MB Result mg/kg	MB Qualifier	MB MDL mg/kg	MB RDL mg/kg
Arsenic	U		0.650	2.00
Lead	U		0.190	0.500

1 Cp

2 Tc

3 Ss

4 Cn

Laboratory Control Sample (LCS) • Laboratory Control Sample Duplicate (LCSD)

(LCS) R3301438-2 04/12/18 12:57 • (LCSD) R3301438-3 04/12/18 13:00

Analyte	Spike Amount mg/kg	LCS Result mg/kg	LCSD Result mg/kg	LCS Rec. %	LCSD Rec. %	Rec. Limits %	LCS Qualifier	LCSD Qualifier	RPD %	RPD Limits %
Arsenic	100	102	97.7	102	97.7	80.0-120			4.67	20
Lead	100	105	99.5	105	99.5	80.0-120			5.27	20

5 Sr

6 Qc

L984078-01 Original Sample (OS) • Matrix Spike (MS) • Matrix Spike Duplicate (MSD)

(OS) L984078-01 04/12/18 13:04 • (MS) R3301438-6 04/12/18 13:14 • (MSD) R3301438-7 04/12/18 13:17

Analyte	Spike Amount (dry) mg/kg	Original Result (dry) mg/kg	MS Result (dry) mg/kg	MSD Result (dry) mg/kg	MS Rec. %	MSD Rec. %	Dilution	Rec. Limits %	MS Qualifier	MSD Qualifier	RPD %	RPD Limits %
Arsenic	120	7.03	120	123	94.5	96.5	1	75.0-125			2.00	20
Lead	120	148	227	228	66.3	67.3	1	75.0-125	J6	J6	0.542	20

7 Gl

8 Al

9 Sc



Method Blank (MB)

(MB) R3300879-3 04/11/18 12:32

Analyte	MB Result mg/kg	MB Qualifier	MB MDL mg/kg	MB RDL mg/kg
Aldrin	U		0.000233	0.0200
Alpha BHC	U		0.000193	0.0200
Beta BHC	U		0.000303	0.0200
Delta BHC	U		0.000151	0.0200
Gamma BHC	U		0.000245	0.0200
4,4-DDD	U		0.000164	0.0200
4,4-DDE	U		0.000165	0.0200
4,4-DDT	U		0.000266	0.0200
Dieldrin	U		0.0000890	0.00200
Endosulfan I	U		0.000214	0.0200
Endosulfan II	U		0.000230	0.0200
Endosulfan sulfate	U		0.000170	0.0200
Endrin	U		0.000219	0.0200
Endrin aldehyde	U		0.000242	0.0200
Endrin ketone	U		0.000159	0.0200
Heptachlor	U		0.000101	0.0200
Heptachlor epoxide	U		0.000378	0.0200
Hexachlorobenzene	U		0.000224	0.0200
Methoxychlor	U		0.000265	0.0200
Chlordane	U		0.0390	0.200
Toxaphene	U		0.0360	0.400
(S) Decachlorobiphenyl	56.9			10.0-148
(S) Tetrachloro-m-xylene	66.6			21.0-146

- 1 Cp
- 2 Tc
- 3 Ss
- 4 Cn
- 5 Sr
- 6 Qc
- 7 Gl
- 8 Al
- 9 Sc

Laboratory Control Sample (LCS) • Laboratory Control Sample Duplicate (LCSD)

(LCS) R3300879-1 04/11/18 12:07 • (LCSD) R3300879-2 04/11/18 12:19

Analyte	Spike Amount mg/kg	LCS Result mg/kg	LCSD Result mg/kg	LCS Rec. %	LCSD Rec. %	Rec. Limits %	LCS Qualifier	LCSD Qualifier	RPD %	RPD Limits %
Aldrin	0.0667	0.0438	0.0584	65.6	87.6	55.0-137			28.7	29
Alpha BHC	0.0667	0.0441	0.0584	66.1	87.5	55.0-136			27.9	28
Beta BHC	0.0667	0.0411	0.0543	61.7	81.3	53.0-133			27.5	28
Delta BHC	0.0667	0.0447	0.0590	67.0	88.5	53.0-139			27.6	29
Gamma BHC	0.0667	0.0439	0.0579	65.8	86.8	54.0-136			27.5	29
4,4-DDD	0.0667	0.0491	0.0667	73.6	100	51.0-141		J3	30.5	29
4,4-DDE	0.0667	0.0438	0.0589	65.7	88.3	53.0-142			29.3	30
4,4-DDT	0.0667	0.0458	0.0609	68.6	91.3	47.0-143			28.4	30
Dieldrin	0.0667	0.0516	0.0698	77.3	105	54.0-141		J3	30.0	29
Endosulfan I	0.0667	0.0469	0.0627	70.3	94.1	54.0-141			29.0	29



Laboratory Control Sample (LCS) • Laboratory Control Sample Duplicate (LCSD)

(LCS) R3300879-1 04/11/18 12:07 • (LCSD) R3300879-2 04/11/18 12:19

Analyte	Spike Amount mg/kg	LCS Result mg/kg	LCSD Result mg/kg	LCS Rec. %	LCSD Rec. %	Rec. Limits %	LCS Qualifier	LCSD Qualifier	RPD %	RPD Limits %
Endosulfan II	0.0667	0.0439	0.0586	65.8	87.9	53.0-140		J3	28.7	28
Endosulfan sulfate	0.0667	0.0424	0.0562	63.6	84.2	52.0-141			27.9	29
Endrin	0.0667	0.0501	0.0674	75.1	101	52.0-137		J3	29.5	29
Endrin aldehyde	0.0667	0.0454	0.0591	68.1	88.6	30.0-127			26.2	31
Endrin ketone	0.0667	0.0490	0.0643	73.5	96.5	51.0-139			27.1	28
Heptachlor	0.0667	0.0508	0.0672	76.2	101	53.0-144			27.8	29
Heptachlor epoxide	0.0667	0.0478	0.0641	71.7	96.1	54.0-137		J3	29.1	28
Hexachlorobenzene	0.0667	0.0415	0.0547	62.2	82.0	50.0-135			27.5	28
Methoxychlor	0.0667	0.0479	0.0625	71.7	93.7	49.0-145			26.5	29
<i>(S) Decachlorobiphenyl</i>				51.6	69.2	10.0-148				
<i>(S) Tetrachloro-m-xylene</i>				61.2	81.1	21.0-146				

- 1 Cp
- 2 Tc
- 3 Ss
- 4 Cn
- 5 Sr
- 6 Qc
- 7 Gl
- 8 Al
- 9 Sc



Guide to Reading and Understanding Your Laboratory Report

The information below is designed to better explain the various terms used in your report of analytical results from the Laboratory. This is not intended as a comprehensive explanation, and if you have additional questions please contact your project representative.

Abbreviations and Definitions

(dry)	Results are reported based on the dry weight of the sample. [this will only be present on a dry report basis for soils].
MDL	Method Detection Limit.
MDL (dry)	Method Detection Limit.
RDL	Reported Detection Limit.
RDL (dry)	Reported Detection Limit.
Rec.	Recovery.
RPD	Relative Percent Difference.
SDG	Sample Delivery Group.
(S)	Surrogate (Surrogate Standard) - Analytes added to every blank, sample, Laboratory Control Sample/Duplicate and Matrix Spike/Duplicate; used to evaluate analytical efficiency by measuring recovery. Surrogates are not expected to be detected in all environmental media.
U	Not detected at the Reporting Limit (or MDL where applicable).
Analyte	The name of the particular compound or analysis performed. Some Analyses and Methods will have multiple analytes reported.
Dilution	If the sample matrix contains an interfering material, or if concentrations of analytes in the sample are higher than the highest limit of concentration that the laboratory can accurately report, the sample may be diluted for analysis. If a value different than 1 is used in this field, the result reported has already been corrected for this factor.
Limits	These are the target % recovery ranges or % difference value that the laboratory has historically determined as normal for the method and analyte being reported. Successful QC Sample analysis will target all analytes recovered or duplicated within these ranges.
Original Sample	The non-spiked sample in the prep batch used to determine the Relative Percent Difference (RPD) from a quality control sample. The Original Sample may not be included within the reported SDG.
Qualifier	This column provides a letter and/or number designation that corresponds to additional information concerning the result reported. If a Qualifier is present, a definition per Qualifier is provided within the Glossary and Definitions page and potentially a discussion of possible implications of the Qualifier in the Case Narrative if applicable.
Result	The actual analytical final result (corrected for any sample specific characteristics) reported for your sample. If there was no measurable result returned for a specific analyte, the result in this column may state "ND" (Not Detected) or "BDL" (Below Detectable Levels). The information in the results column should always be accompanied by either an MDL (Method Detection Limit) or RDL (Reporting Detection Limit) that defines the lowest value that the laboratory could detect or report for this analyte.
Case Narrative (Cn)	A brief discussion about the included sample results, including a discussion of any non-conformances to protocol observed either at sample receipt by the laboratory from the field or during the analytical process. If present, there will be a section in the Case Narrative to discuss the meaning of any data qualifiers used in the report.
Quality Control Summary (Qc)	This section of the report includes the results of the laboratory quality control analyses required by procedure or analytical methods to assist in evaluating the validity of the results reported for your samples. These analyses are not being performed on your samples typically, but on laboratory generated material.
Sample Chain of Custody (Sc)	This is the document created in the field when your samples were initially collected. This is used to verify the time and date of collection, the person collecting the samples, and the analyses that the laboratory is requested to perform. This chain of custody also documents all persons (excluding commercial shippers) that have had control or possession of the samples from the time of collection until delivery to the laboratory for analysis.
Sample Results (Sr)	This section of your report will provide the results of all testing performed on your samples. These results are provided by sample ID and are separated by the analyses performed on each sample. The header line of each analysis section for each sample will provide the name and method number for the analysis reported.
Sample Summary (Ss)	This section of the Analytical Report defines the specific analyses performed for each sample ID, including the dates and times of preparation and/or analysis.

- 1 Cp
- 2 Tc
- 3 Ss
- 4 Cn
- 5 Sr
- 6 Qc
- 7 Gl
- 8 Al
- 9 Sc

Qualifier	Description
J	The identification of the analyte is acceptable; the reported value is an estimate.
J3	The associated batch QC was outside the established quality control range for precision.
J6	The sample matrix interfered with the ability to make any accurate determination; spike value is low.



ESC Lab Sciences is the only environmental laboratory accredited/certified to support your work nationwide from one location. One phone call, one point of contact, one laboratory. No other lab is as accessible or prepared to handle your needs throughout the country. Our capacity and capability from our single location laboratory is comparable to the collective totals of the network laboratories in our industry. The most significant benefit to our one location design is the design of our laboratory campus. The model is conducive to accelerated productivity, decreasing turn-around time, and preventing cross contamination, thus protecting sample integrity. Our focus on premium quality and prompt service allows us to be YOUR LAB OF CHOICE.

* Not all certifications held by the laboratory are applicable to the results reported in the attached report.
 * Accreditation is only applicable to the test methods specified on each scope of accreditation held by ESC Lab Sciences.

State Accreditations

Alabama	40660	Nebraska	NE-OS-15-05
Alaska	17-026	Nevada	TN-03-2002-34
Arizona	AZ0612	New Hampshire	2975
Arkansas	88-0469	New Jersey-NELAP	TN002
California	2932	New Mexico ¹	n/a
Colorado	TN00003	New York	11742
Connecticut	PH-0197	North Carolina	Env375
Florida	E87487	North Carolina ¹	DW21704
Georgia	NELAP	North Carolina ³	41
Georgia ¹	923	North Dakota	R-140
Idaho	TN00003	Ohio-VAP	CL0069
Illinois	200008	Oklahoma	9915
Indiana	C-TN-01	Oregon	TN200002
Iowa	364	Pennsylvania	68-02979
Kansas	E-10277	Rhode Island	LA000356
Kentucky ^{1,6}	90010	South Carolina	84004
Kentucky ²	16	South Dakota	n/a
Louisiana	AI30792	Tennessee ^{1,4}	2006
Louisiana ¹	LA180010	Texas	T 104704245-17-14
Maine	TN0002	Texas ⁵	LAB0152
Maryland	324	Utah	TN00003
Massachusetts	M-TN003	Vermont	VT2006
Michigan	9958	Virginia	460132
Minnesota	047-999-395	Washington	C847
Mississippi	TN00003	West Virginia	233
Missouri	340	Wisconsin	9980939910
Montana	CERT0086	Wyoming	A2LA

1 Cp

2 Tc

3 Ss

4 Cn

5 Sr

6 Qc

7 Gl

8 Al

9 Sc

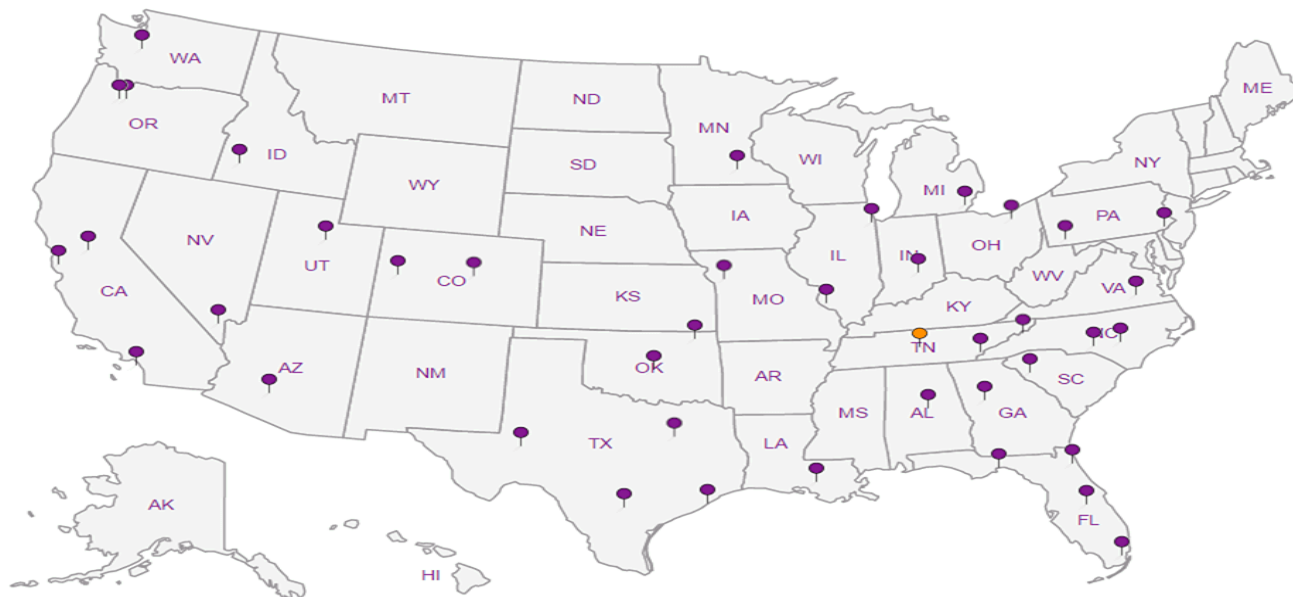
Third Party Federal Accreditations

A2LA – ISO 17025	1461.01	AIHA-LAP,LLC EMLAP	100789
A2LA – ISO 17025 ⁵	1461.02	DOD	1461.01
Canada	1461.01	USDA	P330-15-00234
EPA-Crypto	TN00003		

¹ Drinking Water ² Underground Storage Tanks ³ Aquatic Toxicity ⁴ Chemical/Microbiological ⁵ Mold ⁶ Wastewater n/a Accreditation not applicable

Our Locations

ESC Lab Sciences has sixty-four client support centers that provide sample pickup and/or the delivery of sampling supplies. If you would like assistance from one of our support offices, please contact our main office. ESC Lab Sciences performs all testing at our central laboratory.



SLR International Corporation - Oakland

**110 11th Street, 2nd Floor
Oakland, CA 94607**

Billing Information:

**Attn: Accounts Payable
110 11th Street, 2nd Floor
Oakland, CA 94607**

Pres
Chk

Analysis / Container / Preservative



YOUR LAB OF CHOICE

12065 Lebanon Rd
Mount Juliet, TN 37122
Phone: 615-758-5858
Phone: 800-767-5859
Fax: 615-758-5859



L# 984078

Table F142

Acctnum: SLROCA

Template:

Prelogin:

TSR: 110 - Brian Ford

PB:

Shipped Via:

Remarks Sample # (lab only)

Report to: Perth Silvers (SLR)

Email To: PSILVERS@slrconsulting.com

Project Description: Page 5x 2

City/State Collected: San Jose, CA

Phone: 404 435-0788

Client Project #

Lab Project #

Collected by (print): Perth Silvers

Site/Facility ID #

P.O. #

Collected by (signature): *[Signature]*

Rush? (Lab MUST Be Notified)

Quote #

Immediately Packed on Ice N Y

- Same Day Five Day
- Next Day 5 Day (Rad Only)
- Two Day 10 Day (Rad Only)
- Three Day

Date Results Needed

No. of
Cntrs
TT

Sample ID	Comp/Grab	Matrix *	Depth	Date	Time	No. of Cntrs	TT	Lead	Arsenic	Pesticides	Hold
PB38-01		SS	.5	4/5/18	1005	1		X			
PB38-23			2.5		1006	1					
PB38-45			4.5		1006	1				X	
PB36-01			.5		1000	1					
PB36-23			2.5		1001	1					
PB36-45			4.5		1002	1				X	
WS		NA	NA		1400	1		X	X	X	
PB39-01			1.5		1400	1					
PB39-23			2.5		1401	1					
PB39-45			4.5		1402	1				X	

- * Matrix: SS - Soil AIR - Air F - Filter
- GW - Groundwater B - Bioassay
- WW - WasteWater
- DW - Drinking Water
- OT - Other

Remarks:

Samples returned via:
 UPS FedEx Courier

Tracking # 4196 3258 6630

pH _____ Temp _____

Flow _____ Other _____

Sample Receipt Checklist

- COC Seal Present/Intact: NP Y N
- COC Signed/Accurate: Y N
- Bottles arrive intact: Y N
- Correct bottles used: Y N
- Sufficient volume sent: Y N
- if Applicable
- VOA Zero HeadSpace: Y N
- Preservation Correct/Checked: Y N

Relinquished by: (Signature)

Date: 4/6/18 Time: 1400

Received by: (Signature)

FEDEX

Trip Blank Received: Yes/No
HCL/MeOH
TBA

Relinquished by: (Signature)

Date: _____ Time: _____

Received by: (Signature)

Temp: 0.4°C Bottles Received: 29

If preservation required by Login: Date/Time

Relinquished by: (Signature)

Date: _____ Time: _____

Received for lab by: (Signature)

[Signature]

Date: 4/7/18 Time: 0845

4-047

Condition: NCF / OK

SLR International Corporation - Oakland

110 11th Street, 2nd Floor
Oakland, CA 94607

Billing Information:
Attn: Accounts Payable
110 11th Street, 2nd Floor
Oakland, CA 94607

Pres
Chk

Analysis / Container / Preservative

Chain of Custody Page 2 of 3



YOUR LAB OF CHOICE

12065 Lebanon Rd
Mount Juliet, TN 37122
Phone: 615-758-5858
Phone: 800-767-5859
Fax: 615-758-5859



Report to: *Perth Silver (SLR)*

Email To: *psilvers@slrconsulting.com*

Project Description: *Page St 2*

City/State Collected: *San Jose, CA*

Phone: *404-4350758*

Client Project #

Lab Project #

Collected by (print): *Perth Silver*

Site/Facility ID #

P.O. #

Collected by (signature): *[Signature]*

Rush? (Lab MUST Be Notified)

Same Day Five Day
 Next Day 5 Day (Rad Only)
 Two Day 10 Day (Rad Only)
 Three Day

Quote #

Date Results Needed

Immediately Packed on Ice N Y

No. of
Cntrs
TT

Sample ID	Comp/Grab	Matrix *	Depth	Date	Time	No. of Cntrs TT													
PB37-01		SS	1.5	4/5/18	1355	1	X												
PB37-23			2.5		1356	1	X												
PB37-45			4.5		1357	1				X									
PB34-01			.5		1350	1	X												
PB34-23			2.5		1352	1	X												
PB34-45			4.5		1354	1				X									
PB33-01			.5		1345	1	X												
PB33-23			2.5		1346	1	X												
PB33-45			4.5		1348	1				X									
PB35-01			2.5		1340	1	X												

L# *984078*

Table # *F142*

Accnum: **SLROCA**

Template:

Prelogin:

TSR: **110 - Brian Ford**

PB:

Shipped Via:

Remarks Sample # (lab only)

-08
-09
-10
-11
-12
-13
-14

* Matrix:
SS - Soil AIR - Air F - Filter
GW - Groundwater B - Bioassay
WW - WasteWater
DW - Drinking Water
OT - Other

Remarks:

Samples returned via:

UPS FedEx Courier

Tracking # *4196 3258 6630*

pH _____ Temp _____

Flow _____ Other _____

Sample Receipt Checklist

COC Seal Present/Intact: NP Y N
COC Signed/Accurate: Y N
Bottles arrive intact: Y N
Correct bottles used: Y N
Sufficient volume sent: Y N
if Applicable
VOA Zero Headspace: Y N
Preservation Correct/Checked: Y N

Relinquished by: (Signature) *[Signature]*

Date: *4/6/18*

Time: *1400*

Received by: (Signature) *FEDEX*

Trip Blank Received: Yes/No
HCL/MeOH
TBR

Relinquished by: (Signature)

Date:

Time:

Received by: (Signature)

Temp: *0.4* °C Bottles Received: *29*

If preservation required by Login: Date/Time

Relinquished by: (Signature)

Date:

Time:

Received for lab by: (Signature)

Date: *4/7/18* Time: *0845*

Hold:

Condition: NCF / OK

SLR International Corporation - Oakland

110 11th Street, 2nd Floor
Oakland, CA 94607

Billing Information:
Attn: Accounts Payable
110 11th Street, 2nd Floor
Oakland, CA 94607

Pres
Chk

Analysis / Container / Preservative

Chain of Custody Page 2 of 3



YOUR LAB OF CHOICE

12055 Lebanon Rd
Mount Juliet, TN 37122
Phone: 615-758-5858
Phone: 800-767-5859
Fax: 615-758-5859



Report to: Mark Silvers (SLR)

Email To: psilvers@slrconsulting.com

Project Description: Page 5 of 2

City/State Collected: San Jose, CA

Phone: 404-435-0798
Fax:

Client Project #

Lab Project #

Collected by (print): Pearl Silver

Site/Facility ID #

P.O. #

Collected by (signature): [Signature]

Rush? (Lab MUST Be Notified)

Quote #

- Same Day Five Day
- Next Day 5 Day (Rad Only)
- Two Day 10 Day (Rad Only)
- Three Day

Date Results Needed

Immediately Packed on Ice N Y

No. of Cntrs

Sample ID	Comp/Grab	Matrix *	Depth	Date	Time	No. of Cntrs	TT	Analysis	Container	Preservative	Remarks	Sample # (lab only)
PB35-23		SS	2.5	4/5/18	1340	1	X					75
PB35-45			4.5	4/5/18	1342	1	X					
PB40-01			1		1405	1	X					16
PB32-23			2.5		1337	1	X					17
PB32-34			3.5		1340	1	X					
PB32-01			.5		1335	1	X					18
PBAS5-01						1	X	X	X			19
PBAS5-23						1	X	X	X			20
PBAS5-45						1	X					

* Matrix:
SS - Soil AIR - Air F - Filter
GW - Groundwater B - Bioassay
WW - WasteWater
DW - Drinking Water
OT - Other

Remarks:

Samples returned via:
 UPS FedEx Courier

pH _____ Temp _____

Flow _____ Other _____

Sample Receipt Checklist
COC Seal Present/Intact: Y N
COC Signed/Accurate: Y N
Bottles arrive intact: Y N
Correct bottles used: Y N
Sufficient volume sent: Y N
If Applicable
VOA Zero Headspace: Y N
Preservation Correct/Checked: Y N

Tracking #: 4196 3258 6630

Relinquished by: (Signature) [Signature]

Date: 4/6/18

Time: 1400

Received by: (Signature) FEDEX

Trip Blank Received: Yes (No) HCL/MeOH TBR

Relinquished by: (Signature)

Date:

Time:

Received by: (Signature)

Temp: 0.4°C Bottles Received: 29

If preservation required by Login: Date/Time

Relinquished by: (Signature)

Date:

Time:

Received for Lab by: (Signature)

Date: 4/7/18 Time: 0845

Hold:

Condition NCF / DK

April 23, 2018

SLR International Corporation - Oakland

Sample Delivery Group: L984124
Samples Received: 04/07/2018
Project Number:
Description: Page St. 2

Report To: Perth Silvers
110 - 11th Street
2nd Floor
Oakland, CA 94607

Entire Report Reviewed By:



Chris Ward
Technical Service Representative

Results relate only to the items tested or calibrated and are reported as rounded values. This test report shall not be reproduced, except in full, without written approval of the laboratory. Where applicable, sampling conducted by ESC is performed per guidance provided in laboratory standard operating procedures: 060302, 060303, and 060304.



Cp: Cover Page	1	1 Cp
Tc: Table of Contents	2	2 Tc
Ss: Sample Summary	4	3 Ss
Cn: Case Narrative	9	4 Cn
Sr: Sample Results	10	5 Sr
PG2-PB21-23 L984124-01	10	6 Qc
PG2-PB24-01 L984124-02	11	7 Gl
PG2-PB26-01 L984124-03	12	8 Al
PG2-PB22-23 L984124-04	13	9 Sc
PG2-PB26-12 L984124-05	14	
PG2-PB26-34 L984124-06	15	
PG2-PB20-23 L984124-07	16	
PG2-PB22-01 L984124-08	17	
PG2-PB19-01 L984124-09	18	
PG2-PB19-23 L984124-10	19	
PG2-PBAS2-01 L984124-11	20	
PG2-PB22-12 L984124-12	21	
PG2-PB21-01 L984124-13	22	
PG2-PBAS3-23 L984124-14	23	
PG2-PB16-01 L984124-15	24	
PG2-PB17-23 L984124-16	25	
PG2-PB18-23 L984124-17	26	
PG2-PB14-23 L984124-18	27	
PG2-PB15-23 L984124-19	28	
PG2-PBAS1-23 L984124-20	29	
PG2-PB17-01 L984124-21	30	
PG2-PB13-23 L984124-22	31	
PG2-PB13-01 L984124-23	32	
PG2-PB26-23 L984124-24	33	
PG2-PBAS2-23 L984124-25	34	
PG2-PB18-01 L984124-26	35	
PG2-PB20-01 L984124-27	36	
PG2-PBAS3-01 L984124-28	37	
PG2-PB15-01 L984124-29	38	
PG2-PBAS1-01 L984124-30	39	
Qc: Quality Control Summary	40	
Total Solids by Method 2540 G-2011	40	
Metals (ICP) by Method 6010B	44	
Pesticides (GC) by Method 8081	47	
Gl: Glossary of Terms	49	



AI: Accreditations & Locations

50

Sc: Sample Chain of Custody

51

¹Cp

²Tc

³Ss

⁴Cn

⁵Sr

⁶Qc

⁷Gl

⁸Al

⁹Sc

SAMPLE SUMMARY



PG2-PB21-23 L984124-01 Solid

Method	Batch	Dilution	Preparation date/time	Analysis date/time	Analyst
Total Solids by Method 2540 G-2011	WG1096459	1	04/11/18 15:18	04/11/18 15:31	KDW
Metals (ICP) by Method 6010B	WG1096499	1	04/11/18 10:54	04/12/18 11:00	ST

Collected by	Collected date/time	Received date/time
Perth Silvers	04/05/18 13:30	04/07/18 08:45

- 1 Cp
- 2 Tc
- 3 Ss
- 4 Cn
- 5 Sr
- 6 Qc
- 7 Gl
- 8 Al
- 9 Sc

PG2-PB24-01 L984124-02 Solid

Method	Batch	Dilution	Preparation date/time	Analysis date/time	Analyst
Total Solids by Method 2540 G-2011	WG1096459	1	04/11/18 15:18	04/11/18 15:31	KDW
Metals (ICP) by Method 6010B	WG1096499	1	04/11/18 10:54	04/12/18 11:20	ST

Collected by	Collected date/time	Received date/time
Perth Silvers	04/05/18 13:35	04/07/18 08:45

PG2-PB26-01 L984124-03 Solid

Method	Batch	Dilution	Preparation date/time	Analysis date/time	Analyst
Total Solids by Method 2540 G-2011	WG1096459	1	04/11/18 15:18	04/11/18 15:31	KDW
Metals (ICP) by Method 6010B	WG1096499	1	04/11/18 10:54	04/12/18 11:30	ST

Collected by	Collected date/time	Received date/time
Perth Silvers	04/05/18 13:37	04/07/18 08:45

PG2-PB22-23 L984124-04 Solid

Method	Batch	Dilution	Preparation date/time	Analysis date/time	Analyst
Total Solids by Method 2540 G-2011	WG1096459	1	04/11/18 15:18	04/11/18 15:31	KDW
Metals (ICP) by Method 6010B	WG1096499	1	04/11/18 10:54	04/12/18 11:33	ST
Pesticides (GC) by Method 8081	WG1096450	1	04/11/18 14:42	04/12/18 17:58	TD

Collected by	Collected date/time	Received date/time
Perth Silvers	04/05/18 13:39	04/07/18 08:45

PG2-PB26-12 L984124-05 Solid

Method	Batch	Dilution	Preparation date/time	Analysis date/time	Analyst
Total Solids by Method 2540 G-2011	WG1096459	1	04/11/18 15:18	04/11/18 15:31	KDW
Metals (ICP) by Method 6010B	WG1096499	1	04/11/18 10:54	04/12/18 11:36	ST

Collected by	Collected date/time	Received date/time
Perth Silvers	04/05/18 13:40	04/07/18 08:45

PG2-PB26-34 L984124-06 Solid

Method	Batch	Dilution	Preparation date/time	Analysis date/time	Analyst
Total Solids by Method 2540 G-2011	WG1096486	1	04/11/18 13:15	04/11/18 13:28	KDW
Metals (ICP) by Method 6010B	WG1096499	1	04/11/18 10:54	04/12/18 11:40	ST

Collected by	Collected date/time	Received date/time
Perth Silvers	04/05/18 13:41	04/07/18 08:45

PG2-PB20-23 L984124-07 Solid

Method	Batch	Dilution	Preparation date/time	Analysis date/time	Analyst
Total Solids by Method 2540 G-2011	WG1096486	1	04/11/18 13:15	04/11/18 13:28	KDW
Metals (ICP) by Method 6010B	WG1096499	1	04/11/18 10:54	04/12/18 11:43	ST

Collected by	Collected date/time	Received date/time
Perth Silvers	04/05/18 13:42	04/07/18 08:45

SAMPLE SUMMARY



PG2-PB22-01 L984124-08 Solid

Collected by
Perth Silvers
Collected date/time
04/05/18 13:20
Received date/time
04/07/18 08:45

Method	Batch	Dilution	Preparation date/time	Analysis date/time	Analyst
Total Solids by Method 2540 G-2011	WG1096486	1	04/11/18 13:15	04/11/18 13:28	KDW
Metals (ICP) by Method 6010B	WG1096499	1	04/11/18 10:54	04/12/18 11:46	ST
Pesticides (GC) by Method 8081	WG1096450	1	04/11/18 14:42	04/12/18 18:10	TD

1
Cp

2
Tc

3
Ss

4
Cn

5
Sr

6
Qc

7
Gl

8
Al

9
Sc

PG2-PB19-01 L984124-09 Solid

Collected by
Perth Silvers
Collected date/time
04/05/18 13:22
Received date/time
04/07/18 08:45

Method	Batch	Dilution	Preparation date/time	Analysis date/time	Analyst
Total Solids by Method 2540 G-2011	WG1096486	1	04/11/18 13:15	04/11/18 13:28	KDW
Metals (ICP) by Method 6010B	WG1096499	1	04/11/18 10:54	04/12/18 11:50	ST

PG2-PB19-23 L984124-10 Solid

Collected by
Perth Silvers
Collected date/time
04/05/18 13:33
Received date/time
04/07/18 08:45

Method	Batch	Dilution	Preparation date/time	Analysis date/time	Analyst
Total Solids by Method 2540 G-2011	WG1096486	1	04/11/18 13:15	04/11/18 13:28	KDW
Metals (ICP) by Method 6010B	WG1096499	1	04/11/18 10:54	04/12/18 11:53	ST

PG2-PBAS2-01 L984124-11 Solid

Collected by
Perth Silvers
Collected date/time
04/05/18 13:20
Received date/time
04/07/18 08:45

Method	Batch	Dilution	Preparation date/time	Analysis date/time	Analyst
Total Solids by Method 2540 G-2011	WG1096486	1	04/11/18 13:15	04/11/18 13:28	KDW
Metals (ICP) by Method 6010B	WG1096499	1	04/11/18 10:54	04/12/18 11:57	ST

PG2-PB22-12 L984124-12 Solid

Collected by
Perth Silvers
Collected date/time
04/05/18 13:18
Received date/time
04/07/18 08:45

Method	Batch	Dilution	Preparation date/time	Analysis date/time	Analyst
Total Solids by Method 2540 G-2011	WG1096486	1	04/11/18 13:15	04/11/18 13:28	KDW
Metals (ICP) by Method 6010B	WG1096499	1	04/11/18 10:54	04/12/18 12:00	ST
Pesticides (GC) by Method 8081	WG1096450	1	04/11/18 14:42	04/12/18 18:23	TD

PG2-PB21-01 L984124-13 Solid

Collected by
Perth Silvers
Collected date/time
04/05/18 13:17
Received date/time
04/07/18 08:45

Method	Batch	Dilution	Preparation date/time	Analysis date/time	Analyst
Total Solids by Method 2540 G-2011	WG1096486	1	04/11/18 13:15	04/11/18 13:28	KDW
Metals (ICP) by Method 6010B	WG1096499	1	04/11/18 10:54	04/12/18 12:10	ST

PG2-PBAS3-23 L984124-14 Solid

Collected by
Perth Silvers
Collected date/time
04/05/18 13:16
Received date/time
04/07/18 08:45

Method	Batch	Dilution	Preparation date/time	Analysis date/time	Analyst
Total Solids by Method 2540 G-2011	WG1096486	1	04/11/18 13:15	04/11/18 13:28	KDW
Metals (ICP) by Method 6010B	WG1096499	1	04/11/18 10:54	04/12/18 12:13	ST
Pesticides (GC) by Method 8081	WG1096450	1	04/11/18 14:42	04/12/18 18:35	TD

SAMPLE SUMMARY



PG2-PB16-01 L984124-15 Solid

Collected by Perth Silvers
Collected date/time 04/05/18 13:15
Received date/time 04/07/18 08:45

Method	Batch	Dilution	Preparation date/time	Analysis date/time	Analyst
Total Solids by Method 2540 G-2011	WG1096486	1	04/11/18 13:15	04/11/18 13:28	KDW
Metals (ICP) by Method 6010B	WG1096499	1	04/11/18 10:54	04/12/18 12:17	ST

- 1
Cp
- 2
Tc
- 3
Ss
- 4
Cn
- 5
Sr
- 6
Qc
- 7
Gl
- 8
Al
- 9
Sc

PG2-PB17-23 L984124-16 Solid

Collected by Perth Silvers
Collected date/time 04/05/18 12:55
Received date/time 04/07/18 08:45

Method	Batch	Dilution	Preparation date/time	Analysis date/time	Analyst
Total Solids by Method 2540 G-2011	WG1096488	1	04/11/18 12:57	04/11/18 13:10	KDW
Metals (ICP) by Method 6010B	WG1096499	1	04/11/18 10:54	04/12/18 12:20	ST

PG2-PB18-23 L984124-17 Solid

Collected by Perth Silvers
Collected date/time 04/05/18 12:54
Received date/time 04/07/18 08:45

Method	Batch	Dilution	Preparation date/time	Analysis date/time	Analyst
Total Solids by Method 2540 G-2011	WG1096488	1	04/11/18 12:57	04/11/18 13:10	KDW
Metals (ICP) by Method 6010B	WG1096499	1	04/11/18 10:54	04/12/18 12:23	ST

PG2-PB14-23 L984124-18 Solid

Collected by Perth Silvers
Collected date/time 04/05/18 12:50
Received date/time 04/07/18 08:45

Method	Batch	Dilution	Preparation date/time	Analysis date/time	Analyst
Total Solids by Method 2540 G-2011	WG1096488	1	04/11/18 12:57	04/11/18 13:10	KDW
Metals (ICP) by Method 6010B	WG1096499	1	04/11/18 10:54	04/12/18 12:26	ST

PG2-PB15-23 L984124-19 Solid

Collected by Perth Silvers
Collected date/time 04/05/18 12:48
Received date/time 04/07/18 08:45

Method	Batch	Dilution	Preparation date/time	Analysis date/time	Analyst
Total Solids by Method 2540 G-2011	WG1096488	1	04/11/18 12:57	04/11/18 13:10	KDW
Metals (ICP) by Method 6010B	WG1096499	1	04/11/18 10:54	04/12/18 12:30	ST

PG2-PBAS1-23 L984124-20 Solid

Collected by Perth Silvers
Collected date/time 04/05/18 12:30
Received date/time 04/07/18 08:45

Method	Batch	Dilution	Preparation date/time	Analysis date/time	Analyst
Total Solids by Method 2540 G-2011	WG1096488	1	04/11/18 12:57	04/11/18 13:10	KDW
Metals (ICP) by Method 6010B	WG1096499	1	04/11/18 10:54	04/12/18 12:33	ST

PG2-PB17-01 L984124-21 Solid

Collected by Perth Silvers
Collected date/time 04/05/18 12:25
Received date/time 04/07/18 08:45

Method	Batch	Dilution	Preparation date/time	Analysis date/time	Analyst
Total Solids by Method 2540 G-2011	WG1096488	1	04/11/18 12:57	04/11/18 13:10	KDW
Metals (ICP) by Method 6010B	WG1096504	1	04/11/18 16:22	04/12/18 14:45	ST

SAMPLE SUMMARY



PG2-PB13-23 L984124-22 Solid

Method	Batch	Dilution	Preparation date/time	Analysis date/time	Analyst
Total Solids by Method 2540 G-2011	WG1096488	1	04/11/18 12:57	04/11/18 13:10	KDW
Metals (ICP) by Method 6010B	WG1096504	1	04/11/18 16:22	04/12/18 14:48	ST

Collected by	Collected date/time	Received date/time
Perth Silvers	04/05/18 12:20	04/07/18 08:45

1
Cp

2
Tc

3
Ss

4
Cn

5
Sr

6
Qc

7
Gl

8
Al

9
Sc

PG2-PB13-01 L984124-23 Solid

Method	Batch	Dilution	Preparation date/time	Analysis date/time	Analyst
Total Solids by Method 2540 G-2011	WG1096488	1	04/11/18 12:57	04/11/18 13:10	KDW
Metals (ICP) by Method 6010B	WG1096504	1	04/11/18 16:22	04/12/18 14:55	ST

Collected by	Collected date/time	Received date/time
Perth Silvers	04/05/18 12:15	04/07/18 08:45

PG2-PB26-23 L984124-24 Solid

Method	Batch	Dilution	Preparation date/time	Analysis date/time	Analyst
Total Solids by Method 2540 G-2011	WG1096488	1	04/11/18 12:57	04/11/18 13:10	KDW
Metals (ICP) by Method 6010B	WG1096504	1	04/11/18 16:22	04/12/18 14:58	ST

Collected by	Collected date/time	Received date/time
Perth Silvers	04/05/18 13:15	04/07/18 08:45

PG2-PBAS2-23 L984124-25 Solid

Method	Batch	Dilution	Preparation date/time	Analysis date/time	Analyst
Total Solids by Method 2540 G-2011	WG1096488	1	04/11/18 12:57	04/11/18 13:10	KDW
Metals (ICP) by Method 6010B	WG1096504	1	04/11/18 16:22	04/12/18 15:00	ST
Pesticides (GC) by Method 8081	WG1096450	1	04/11/18 14:42	04/12/18 18:48	TD

Collected by	Collected date/time	Received date/time
Perth Silvers	04/05/18 13:14	04/07/18 08:45

PG2-PB18-01 L984124-26 Solid

Method	Batch	Dilution	Preparation date/time	Analysis date/time	Analyst
Total Solids by Method 2540 G-2011	WG1096491	1	04/11/18 11:14	04/11/18 11:29	KDW
Metals (ICP) by Method 6010B	WG1096504	1	04/11/18 16:22	04/12/18 15:03	ST

Collected by	Collected date/time	Received date/time
Perth Silvers	04/05/18 13:13	04/07/18 08:45

PG2-PB20-01 L984124-27 Solid

Method	Batch	Dilution	Preparation date/time	Analysis date/time	Analyst
Total Solids by Method 2540 G-2011	WG1096491	1	04/11/18 11:14	04/11/18 11:29	KDW
Metals (ICP) by Method 6010B	WG1096504	1	04/11/18 16:22	04/12/18 15:05	ST

Collected by	Collected date/time	Received date/time
Perth Silvers	04/05/18 13:12	04/07/18 08:45

PG2-PBAS3-01 L984124-28 Solid

Method	Batch	Dilution	Preparation date/time	Analysis date/time	Analyst
Total Solids by Method 2540 G-2011	WG1096491	1	04/11/18 11:14	04/11/18 11:29	KDW
Metals (ICP) by Method 6010B	WG1096504	1	04/11/18 16:22	04/12/18 15:08	ST
Pesticides (GC) by Method 8081	WG1096450	1	04/11/18 14:42	04/12/18 19:00	TD

Collected by	Collected date/time	Received date/time
Perth Silvers	04/05/18 13:00	04/07/18 08:45

SAMPLE SUMMARY



PG2-PB15-01 L984124-29 Solid

Collected by Perth Silvers	Collected date/time 04/05/18 12:59	Received date/time 04/07/18 08:45
-------------------------------	---------------------------------------	--------------------------------------

Method	Batch	Dilution	Preparation date/time	Analysis date/time	Analyst
Total Solids by Method 2540 G-2011	WG1096491	1	04/11/18 11:14	04/11/18 11:29	KDW
Metals (ICP) by Method 6010B	WG1096504	1	04/11/18 16:22	04/12/18 15:10	ST

1
Cp

2
Tc

3
Ss

4
Cn

5
Sr

6
Qc

7
Gl

8
Al

9
Sc

PG2-PBAS1-01 L984124-30 Solid

Collected by Perth Silvers	Collected date/time 04/05/18 12:05	Received date/time 04/07/18 08:45
-------------------------------	---------------------------------------	--------------------------------------

Method	Batch	Dilution	Preparation date/time	Analysis date/time	Analyst
Total Solids by Method 2540 G-2011	WG1096491	1	04/11/18 11:14	04/11/18 11:29	KDW
Metals (ICP) by Method 6010B	WG1098619	1	04/15/18 15:39	04/15/18 21:36	ST



All sample aliquots were received at the correct temperature, in the proper containers, with the appropriate preservatives, and within method specified holding times, unless qualified or notated within the report. Where applicable, all MDL (LOD) and RDL (LOQ) values reported for environmental samples have been corrected for the dilution factor used in the analysis. All radiochemical sample results for solids are reported on a dry weight basis with the exception of tritium, carbon-14 and radon, unless wet weight was requested by the client. All Method and Batch Quality Control are within established criteria except where addressed in this case narrative, a non-conformance form or properly qualified within the sample results. By my digital signature below, I affirm to the best of my knowledge, all problems/anomalies observed by the laboratory as having the potential to affect the quality of the data have been identified by the laboratory, and no information or data have been knowingly withheld that would affect the quality of the data.

Chris Ward
Technical Service Representative

Sample Handling and Receiving

Analysis was performed from an improper container for the following samples.

<u>ESC Sample ID</u>	<u>Project Sample ID</u>	<u>Method</u>
L984124-14	PG2-PBAS3-23	8081, 6010B
L984124-28	PG2-PBAS3-01	6010B, 8081

- 1 Cp
- 2 Tc
- 3 Ss
- 4 Cn
- 5 Sr
- 6 Qc
- 7 Gl
- 8 Al
- 9 Sc



Total Solids by Method 2540 G-2011

Analyte	Result	Qualifier	Dilution	Analysis date / time	Batch
Total Solids	83.6		1	04/11/2018 15:31	WG1096459

1 Cp

2 Tc

Metals (ICP) by Method 6010B

Analyte	Result (dry) mg/kg	Qualifier	MDL (dry) mg/kg	RDL (dry) mg/kg	Dilution	Analysis date / time	Batch
Lead	9.74		0.227	0.598	1	04/12/2018 11:00	WG1096499

3 Ss

4 Cn

5 Sr

6 Qc

7 Gl

8 Al

9 Sc



Total Solids by Method 2540 G-2011

Analyte	Result	Qualifier	Dilution	Analysis date / time	Batch
Total Solids	92.8		1	04/11/2018 15:31	WG1096459

¹ Cp

² Tc

Metals (ICP) by Method 6010B

Analyte	Result (dry) mg/kg	Qualifier	MDL (dry) mg/kg	RDL (dry) mg/kg	Dilution	Analysis date / time	Batch
Lead	92.5		0.205	0.539	1	04/12/2018 11:20	WG1096499

³ Ss

⁴ Cn

⁵ Sr

⁶ Qc

⁷ Gl

⁸ Al

⁹ Sc



Total Solids by Method 2540 G-2011

Analyte	Result	Qualifier	Dilution	Analysis date / time	Batch
Total Solids	85.9		1	04/11/2018 15:31	WG1096459

1 Cp

2 Tc

Metals (ICP) by Method 6010B

Analyte	Result (dry) mg/kg	Qualifier	MDL (dry) mg/kg	RDL (dry) mg/kg	Dilution	Analysis date / time	Batch
Lead	71.7		0.221	0.582	1	04/12/2018 11:30	WG1096499

3 Ss

4 Cn

5 Sr

6 Qc

7 Gl

8 Al

9 Sc



Total Solids by Method 2540 G-2011

Analyte	Result	Qualifier	Dilution	Analysis	Batch
	%			date / time	
Total Solids	87.9		1	04/11/2018 15:31	WG1096459

1 Cp

2 Tc

Metals (ICP) by Method 6010B

Analyte	Result (dry)	Qualifier	MDL (dry)	RDL (dry)	Dilution	Analysis	Batch
	mg/kg		mg/kg	mg/kg		date / time	
Arsenic	6.56		0.739	2.27	1	04/12/2018 11:33	WG1096499
Lead	14.7		0.216	0.569	1	04/12/2018 11:33	WG1096499

3 Ss

4 Cn

5 Sr

Pesticides (GC) by Method 8081

Analyte	Result (dry)	Qualifier	MDL (dry)	RDL (dry)	Dilution	Analysis	Batch
	mg/kg		mg/kg	mg/kg		date / time	
Aldrin	U		0.000265	0.0227	1	04/12/2018 17:58	WG1096450
Alpha BHC	U		0.000219	0.0227	1	04/12/2018 17:58	WG1096450
Beta BHC	U		0.000345	0.0227	1	04/12/2018 17:58	WG1096450
Delta BHC	U		0.000172	0.0227	1	04/12/2018 17:58	WG1096450
Gamma BHC	U		0.000279	0.0227	1	04/12/2018 17:58	WG1096450
4,4-DDD	U		0.000186	0.0227	1	04/12/2018 17:58	WG1096450
4,4-DDE	0.000595	J	0.000188	0.0227	1	04/12/2018 17:58	WG1096450
4,4-DDT	0.000801	J	0.000302	0.0227	1	04/12/2018 17:58	WG1096450
Dieldrin	0.000282	J	0.000101	0.00227	1	04/12/2018 17:58	WG1096450
Endosulfan I	U		0.000243	0.0227	1	04/12/2018 17:58	WG1096450
Endosulfan II	U		0.000262	0.0227	1	04/12/2018 17:58	WG1096450
Endosulfan sulfate	U		0.000193	0.0227	1	04/12/2018 17:58	WG1096450
Endrin	0.000437	J	0.000249	0.0227	1	04/12/2018 17:58	WG1096450
Endrin aldehyde	U		0.000275	0.0227	1	04/12/2018 17:58	WG1096450
Endrin ketone	U		0.000181	0.0227	1	04/12/2018 17:58	WG1096450
Heptachlor	U		0.000115	0.0227	1	04/12/2018 17:58	WG1096450
Heptachlor epoxide	U		0.000430	0.0227	1	04/12/2018 17:58	WG1096450
Hexachlorobenzene	U		0.000255	0.0227	1	04/12/2018 17:58	WG1096450
Methoxychlor	U		0.000301	0.0227	1	04/12/2018 17:58	WG1096450
Chlordane	U		0.0443	0.227	1	04/12/2018 17:58	WG1096450
Toxaphene	U		0.0409	0.455	1	04/12/2018 17:58	WG1096450
(S) Decachlorobiphenyl	62.2			10.0-148		04/12/2018 17:58	WG1096450
(S) Tetrachloro-m-xylene	76.1			21.0-146		04/12/2018 17:58	WG1096450

6 Qc

7 Gl

8 Al

9 Sc



Total Solids by Method 2540 G-2011

Analyte	Result	Qualifier	Dilution	Analysis date / time	Batch
Total Solids	79.9		1	04/11/2018 15:31	WG1096459

1 Cp

2 Tc

Metals (ICP) by Method 6010B

Analyte	Result (dry) mg/kg	Qualifier	MDL (dry) mg/kg	RDL (dry) mg/kg	Dilution	Analysis date / time	Batch
Lead	84.9		0.238	0.626	1	04/12/2018 11:36	WG1096499

3 Ss

4 Cn

5 Sr

6 Qc

7 Gl

8 Al

9 Sc



Total Solids by Method 2540 G-2011

Analyte	Result	Qualifier	Dilution	Analysis date / time	Batch
Total Solids	84.2		1	04/11/2018 13:28	WG1096486

1 Cp

2 Tc

Metals (ICP) by Method 6010B

Analyte	Result (dry) mg/kg	Qualifier	MDL (dry) mg/kg	RDL (dry) mg/kg	Dilution	Analysis date / time	Batch
Lead	10.2		0.226	0.594	1	04/12/2018 11:40	WG1096499

3 Ss

4 Cn

5 Sr

6 Qc

7 Gl

8 Al

9 Sc



Total Solids by Method 2540 G-2011

Analyte	Result	Qualifier	Dilution	Analysis date / time	Batch
Total Solids	82.4		1	04/11/2018 13:28	WG1096486

1 Cp

2 Tc

Metals (ICP) by Method 6010B

Analyte	Result (dry) mg/kg	Qualifier	MDL (dry) mg/kg	RDL (dry) mg/kg	Dilution	Analysis date / time	Batch
Lead	10.1		0.231	0.607	1	04/12/2018 11:43	WG1096499

3 Ss

4 Cn

5 Sr

6 Qc

7 Gl

8 Al

9 Sc



Total Solids by Method 2540 G-2011

Analyte	Result	Qualifier	Dilution	Analysis	Batch
	%			date / time	
Total Solids	83.7		1	04/11/2018 13:28	WG1096486

Metals (ICP) by Method 6010B

Analyte	Result (dry)	Qualifier	MDL (dry)	RDL (dry)	Dilution	Analysis	Batch
	mg/kg		mg/kg	mg/kg		date / time	
Arsenic	46.6		0.777	2.39	1	04/12/2018 11:46	WG1096499
Lead	95.9		0.227	0.597	1	04/12/2018 11:46	WG1096499

Pesticides (GC) by Method 8081

Analyte	Result (dry)	Qualifier	MDL (dry)	RDL (dry)	Dilution	Analysis	Batch
	mg/kg		mg/kg	mg/kg		date / time	
Aldrin	U		0.000278	0.0239	1	04/12/2018 18:10	WG1096450
Alpha BHC	U		0.000231	0.0239	1	04/12/2018 18:10	WG1096450
Beta BHC	U		0.000362	0.0239	1	04/12/2018 18:10	WG1096450
Delta BHC	U		0.000180	0.0239	1	04/12/2018 18:10	WG1096450
Gamma BHC	U		0.000293	0.0239	1	04/12/2018 18:10	WG1096450
4,4-DDD	U		0.000196	0.0239	1	04/12/2018 18:10	WG1096450
4,4-DDE	0.00180	J	0.000197	0.0239	1	04/12/2018 18:10	WG1096450
4,4-DDT	0.00368	J	0.000318	0.0239	1	04/12/2018 18:10	WG1096450
Dieldrin	0.00138	J	0.000106	0.00239	1	04/12/2018 18:10	WG1096450
Endosulfan I	U		0.000256	0.0239	1	04/12/2018 18:10	WG1096450
Endosulfan II	U		0.000275	0.0239	1	04/12/2018 18:10	WG1096450
Endosulfan sulfate	U		0.000203	0.0239	1	04/12/2018 18:10	WG1096450
Endrin	U		0.000262	0.0239	1	04/12/2018 18:10	WG1096450
Endrin aldehyde	U		0.000289	0.0239	1	04/12/2018 18:10	WG1096450
Endrin ketone	U		0.000190	0.0239	1	04/12/2018 18:10	WG1096450
Heptachlor	U		0.000121	0.0239	1	04/12/2018 18:10	WG1096450
Heptachlor epoxide	U		0.000452	0.0239	1	04/12/2018 18:10	WG1096450
Hexachlorobenzene	U		0.000268	0.0239	1	04/12/2018 18:10	WG1096450
Methoxychlor	U		0.000317	0.0239	1	04/12/2018 18:10	WG1096450
Chlordane	U		0.0466	0.239	1	04/12/2018 18:10	WG1096450
Toxaphene	U		0.0430	0.478	1	04/12/2018 18:10	WG1096450
(S) Decachlorobiphenyl	65.6			10.0-148		04/12/2018 18:10	WG1096450
(S) Tetrachloro-m-xylene	85.4			21.0-146		04/12/2018 18:10	WG1096450

- 1 Cp
- 2 Tc
- 3 Ss
- 4 Cn
- 5 Sr
- 6 Qc
- 7 Gl
- 8 Al
- 9 Sc



Total Solids by Method 2540 G-2011

Analyte	Result	Qualifier	Dilution	Analysis date / time	Batch
Total Solids	93.6		1	04/11/2018 13:28	WG1096486

1 Cp

2 Tc

Metals (ICP) by Method 6010B

Analyte	Result (dry) mg/kg	Qualifier	MDL (dry) mg/kg	RDL (dry) mg/kg	Dilution	Analysis date / time	Batch
Lead	368		0.203	0.534	1	04/12/2018 11:50	WG1096499

3 Ss

4 Cn

5 Sr

6 Qc

7 Gl

8 Al

9 Sc



Total Solids by Method 2540 G-2011

Analyte	Result	Qualifier	Dilution	Analysis date / time	Batch
Total Solids	83.3		1	04/11/2018 13:28	WG1096486

Metals (ICP) by Method 6010B

Analyte	Result (dry) mg/kg	Qualifier	MDL (dry) mg/kg	RDL (dry) mg/kg	Dilution	Analysis date / time	Batch
Lead	29.8		0.228	0.600	1	04/12/2018 11:53	WG1096499

1 Cp

2 Tc

3 Ss

4 Cn

5 Sr

6 Qc

7 Gl

8 Al

9 Sc



Total Solids by Method 2540 G-2011

Analyte	Result	Qualifier	Dilution	Analysis date / time	Batch
Total Solids	85.0		1	04/11/2018 13:28	WG1096486

Metals (ICP) by Method 6010B

Analyte	Result (dry) mg/kg	Qualifier	MDL (dry) mg/kg	RDL (dry) mg/kg	Dilution	Analysis date / time	Batch
Arsenic	4.95		0.765	2.35	1	04/12/2018 11:57	WG1096499
Lead	12.6		0.224	0.588	1	04/12/2018 11:57	WG1096499

- 1 Cp
- 2 Tc
- 3 Ss
- 4 Cn
- 5 Sr
- 6 Qc
- 7 Gl
- 8 Al
- 9 Sc



Total Solids by Method 2540 G-2011

Analyte	Result	Qualifier	Dilution	Analysis	Batch
Total Solids	68.5		1	04/11/2018 13:28	WG1096486

1 Cp

2 Tc

Metals (ICP) by Method 6010B

Analyte	Result (dry)	Qualifier	MDL (dry)	RDL (dry)	Dilution	Analysis	Batch
Arsenic	11.0		0.949	2.92	1	04/12/2018 12:00	WG1096499
Lead	13.1		0.277	0.730	1	04/12/2018 12:00	WG1096499

3 Ss

4 Cn

5 Sr

Pesticides (GC) by Method 8081

Analyte	Result (dry)	Qualifier	MDL (dry)	RDL (dry)	Dilution	Analysis	Batch
Aldrin	U		0.000340	0.0292	1	04/12/2018 18:23	WG1096450
Alpha BHC	U		0.000282	0.0292	1	04/12/2018 18:23	WG1096450
Beta BHC	U		0.000442	0.0292	1	04/12/2018 18:23	WG1096450
Delta BHC	U		0.000221	0.0292	1	04/12/2018 18:23	WG1096450
Gamma BHC	U		0.000358	0.0292	1	04/12/2018 18:23	WG1096450
4,4-DDD	U		0.000239	0.0292	1	04/12/2018 18:23	WG1096450
4,4-DDE	U		0.000241	0.0292	1	04/12/2018 18:23	WG1096450
4,4-DDT	U		0.000388	0.0292	1	04/12/2018 18:23	WG1096450
Dieldrin	U		0.000130	0.00292	1	04/12/2018 18:23	WG1096450
Endosulfan I	U		0.000313	0.0292	1	04/12/2018 18:23	WG1096450
Endosulfan II	U		0.000336	0.0292	1	04/12/2018 18:23	WG1096450
Endosulfan sulfate	U		0.000248	0.0292	1	04/12/2018 18:23	WG1096450
Endrin	U		0.000320	0.0292	1	04/12/2018 18:23	WG1096450
Endrin aldehyde	U		0.000353	0.0292	1	04/12/2018 18:23	WG1096450
Endrin ketone	U		0.000232	0.0292	1	04/12/2018 18:23	WG1096450
Heptachlor	U		0.000147	0.0292	1	04/12/2018 18:23	WG1096450
Heptachlor epoxide	U		0.000552	0.0292	1	04/12/2018 18:23	WG1096450
Hexachlorobenzene	U		0.000327	0.0292	1	04/12/2018 18:23	WG1096450
Methoxychlor	U		0.000387	0.0292	1	04/12/2018 18:23	WG1096450
Chlordane	U		0.0570	0.292	1	04/12/2018 18:23	WG1096450
Toxaphene	U		0.0526	0.584	1	04/12/2018 18:23	WG1096450
(S) Decachlorobiphenyl	49.7			10.0-148		04/12/2018 18:23	WG1096450
(S) Tetrachloro-m-xylene	71.5			21.0-146		04/12/2018 18:23	WG1096450

6 Qc

7 Gl

8 Al

9 Sc



Total Solids by Method 2540 G-2011

Analyte	Result	Qualifier	Dilution	Analysis date / time	Batch
Total Solids	79.5		1	04/11/2018 13:28	WG1096486

1 Cp

2 Tc

Metals (ICP) by Method 6010B

Analyte	Result (dry) mg/kg	Qualifier	MDL (dry) mg/kg	RDL (dry) mg/kg	Dilution	Analysis date / time	Batch
Lead	54.9		0.239	0.629	1	04/12/2018 12:10	WG1096499

3 Ss

4 Cn

5 Sr

6 Qc

7 Gl

8 Al

9 Sc



Total Solids by Method 2540 G-2011

Analyte	Result	Qualifier	Dilution	Analysis	Batch
	%			date / time	
Total Solids	85.8		1	04/11/2018 13:28	WG1096486

1 Cp

2 Tc

Metals (ICP) by Method 6010B

Analyte	Result (dry)	Qualifier	MDL (dry)	RDL (dry)	Dilution	Analysis	Batch
	mg/kg		mg/kg	mg/kg		date / time	
Arsenic	5.29		0.757	2.33	1	04/12/2018 12:13	WG1096499
Lead	11.3		0.221	0.583	1	04/12/2018 12:13	WG1096499

3 Ss

4 Cn

5 Sr

Pesticides (GC) by Method 8081

Analyte	Result (dry)	Qualifier	MDL (dry)	RDL (dry)	Dilution	Analysis	Batch
	mg/kg		mg/kg	mg/kg		date / time	
Aldrin	U		0.000271	0.0233	1	04/12/2018 18:35	WG1096450
Alpha BHC	U		0.000225	0.0233	1	04/12/2018 18:35	WG1096450
Beta BHC	U		0.000353	0.0233	1	04/12/2018 18:35	WG1096450
Delta BHC	U		0.000176	0.0233	1	04/12/2018 18:35	WG1096450
Gamma BHC	U		0.000285	0.0233	1	04/12/2018 18:35	WG1096450
4,4-DDD	U		0.000191	0.0233	1	04/12/2018 18:35	WG1096450
4,4-DDE	0.000399	J	0.000192	0.0233	1	04/12/2018 18:35	WG1096450
4,4-DDT	U		0.000310	0.0233	1	04/12/2018 18:35	WG1096450
Dieldrin	U		0.000104	0.00233	1	04/12/2018 18:35	WG1096450
Endosulfan I	U		0.000249	0.0233	1	04/12/2018 18:35	WG1096450
Endosulfan II	U		0.000268	0.0233	1	04/12/2018 18:35	WG1096450
Endosulfan sulfate	U		0.000198	0.0233	1	04/12/2018 18:35	WG1096450
Endrin	U		0.000255	0.0233	1	04/12/2018 18:35	WG1096450
Endrin aldehyde	U		0.000282	0.0233	1	04/12/2018 18:35	WG1096450
Endrin ketone	U		0.000185	0.0233	1	04/12/2018 18:35	WG1096450
Heptachlor	U		0.000118	0.0233	1	04/12/2018 18:35	WG1096450
Heptachlor epoxide	U		0.000440	0.0233	1	04/12/2018 18:35	WG1096450
Hexachlorobenzene	U		0.000261	0.0233	1	04/12/2018 18:35	WG1096450
Methoxychlor	U		0.000309	0.0233	1	04/12/2018 18:35	WG1096450
Chlordane	U		0.0454	0.233	1	04/12/2018 18:35	WG1096450
Toxaphene	U		0.0419	0.466	1	04/12/2018 18:35	WG1096450
(S) Decachlorobiphenyl	61.6			10.0-148		04/12/2018 18:35	WG1096450
(S) Tetrachloro-m-xylene	78.9			21.0-146		04/12/2018 18:35	WG1096450

6 Qc

7 Gl

8 Al

9 Sc



Total Solids by Method 2540 G-2011

Analyte	Result	Qualifier	Dilution	Analysis date / time	Batch
Total Solids	85.8	J3	1	04/11/2018 13:28	WG1096486

- 1 Cp
- 2 Tc
- 3 Ss
- 4 Cn
- 5 Sr
- 6 Qc
- 7 Gl
- 8 Al
- 9 Sc

Metals (ICP) by Method 6010B

Analyte	Result (dry) mg/kg	Qualifier	MDL (dry) mg/kg	RDL (dry) mg/kg	Dilution	Analysis date / time	Batch
Lead	659		0.221	0.583	1	04/12/2018 12:17	WG1096499



Total Solids by Method 2540 G-2011

Analyte	Result	Qualifier	Dilution	Analysis date / time	Batch
Total Solids	82.3		1	04/11/2018 13:10	WG1096488

¹ Cp

² Tc

Metals (ICP) by Method 6010B

Analyte	Result (dry) mg/kg	Qualifier	MDL (dry) mg/kg	RDL (dry) mg/kg	Dilution	Analysis date / time	Batch
Lead	62.3		0.231	0.608	1	04/12/2018 12:20	WG1096499

³ Ss

⁴ Cn

⁵ Sr

⁶ Qc

⁷ Gl

⁸ Al

⁹ Sc



Total Solids by Method 2540 G-2011

Analyte	Result	Qualifier	Dilution	Analysis date / time	Batch
Total Solids	84.3		1	04/11/2018 13:10	WG1096488

1 Cp

2 Tc

Metals (ICP) by Method 6010B

Analyte	Result (dry) mg/kg	Qualifier	MDL (dry) mg/kg	RDL (dry) mg/kg	Dilution	Analysis date / time	Batch
Lead	9.70		0.225	0.593	1	04/12/2018 12:23	WG1096499

3 Ss

4 Cn

5 Sr

6 Qc

7 Gl

8 Al

9 Sc



Total Solids by Method 2540 G-2011

Analyte	Result	Qualifier	Dilution	Analysis date / time	Batch
Total Solids	83.7		1	04/11/2018 13:10	WG1096488

1 Cp

2 Tc

Metals (ICP) by Method 6010B

Analyte	Result (dry) mg/kg	Qualifier	MDL (dry) mg/kg	RDL (dry) mg/kg	Dilution	Analysis date / time	Batch
Lead	9.72		0.227	0.597	1	04/12/2018 12:26	WG1096499

3 Ss

4 Cn

5 Sr

6 Qc

7 Gl

8 Al

9 Sc



Total Solids by Method 2540 G-2011

Analyte	Result	Qualifier	Dilution	Analysis date / time	Batch
Total Solids	84.5		1	04/11/2018 13:10	WG1096488

Metals (ICP) by Method 6010B

Analyte	Result (dry) mg/kg	Qualifier	MDL (dry) mg/kg	RDL (dry) mg/kg	Dilution	Analysis date / time	Batch
Arsenic	5.76		0.769	2.37	1	04/12/2018 12:30	WG1096499
Lead	12.0		0.225	0.592	1	04/12/2018 12:30	WG1096499

- 1 Cp
- 2 Tc
- 3 Ss
- 4 Cn
- 5 Sr
- 6 Qc
- 7 Gl
- 8 Al
- 9 Sc



Total Solids by Method 2540 G-2011

Analyte	Result	Qualifier	Dilution	Analysis date / time	Batch
Total Solids	85.0		1	04/11/2018 13:10	WG1096488

Metals (ICP) by Method 6010B

Analyte	Result (dry) mg/kg	Qualifier	MDL (dry) mg/kg	RDL (dry) mg/kg	Dilution	Analysis date / time	Batch
Arsenic	20.5		0.765	2.35	1	04/12/2018 12:33	WG1096499
Lead	123		0.224	0.589	1	04/12/2018 12:33	WG1096499

- 1 Cp
- 2 Tc
- 3 Ss
- 4 Cn
- 5 Sr
- 6 Qc
- 7 Gl
- 8 Al
- 9 Sc



Total Solids by Method 2540 G-2011

Analyte	Result	Qualifier	Dilution	Analysis date / time	Batch
Total Solids	83.6		1	04/11/2018 13:10	WG1096488

¹ Cp

² Tc

Metals (ICP) by Method 6010B

Analyte	Result (dry) mg/kg	Qualifier	MDL (dry) mg/kg	RDL (dry) mg/kg	Dilution	Analysis date / time	Batch
Lead	361		0.227	0.598	1	04/12/2018 14:45	WG1096504

³ Ss

⁴ Cn

⁵ Sr

⁶ Qc

⁷ Gl

⁸ Al

⁹ Sc



Total Solids by Method 2540 G-2011

Analyte	Result	Qualifier	Dilution	Analysis date / time	Batch
Total Solids	86.2		1	04/11/2018 13:10	WG1096488

Metals (ICP) by Method 6010B

Analyte	Result (dry) mg/kg	Qualifier	MDL (dry) mg/kg	RDL (dry) mg/kg	Dilution	Analysis date / time	Batch
Arsenic	6.99		0.754	2.32	1	04/12/2018 14:48	WG1096504
Lead	18.7		0.220	0.580	1	04/12/2018 14:48	WG1096504

- 1 Cp
- 2 Tc
- 3 Ss
- 4 Cn
- 5 Sr
- 6 Qc
- 7 Gl
- 8 Al
- 9 Sc



Total Solids by Method 2540 G-2011

Analyte	Result	Qualifier	Dilution	Analysis date / time	Batch
Total Solids	95.9		1	04/11/2018 13:10	WG1096488

Metals (ICP) by Method 6010B

Analyte	Result (dry) mg/kg	Qualifier	MDL (dry) mg/kg	RDL (dry) mg/kg	Dilution	Analysis date / time	Batch
Arsenic	4.63		0.678	2.09	1	04/12/2018 14:55	WG1096504
Lead	222		0.198	0.521	1	04/12/2018 14:55	WG1096504

- 1 Cp
- 2 Tc
- 3 Ss
- 4 Cn
- 5 Sr
- 6 Qc
- 7 Gl
- 8 Al
- 9 Sc



Total Solids by Method 2540 G-2011

Analyte	Result	Qualifier	Dilution	Analysis date / time	Batch
Total Solids	82.9		1	04/11/2018 13:10	WG1096488

1 Cp

2 Tc

Metals (ICP) by Method 6010B

Analyte	Result (dry) mg/kg	Qualifier	MDL (dry) mg/kg	RDL (dry) mg/kg	Dilution	Analysis date / time	Batch
Lead	11.9		0.229	0.603	1	04/12/2018 14:58	WG1096504

3 Ss

4 Cn

5 Sr

6 Qc

7 Gl

8 Al

9 Sc



Total Solids by Method 2540 G-2011

Analyte	Result	Qualifier	Dilution	Analysis	Batch
Total Solids	83.7		1	04/11/2018 13:10	WG1096488

Metals (ICP) by Method 6010B

Analyte	Result (dry)	Qualifier	MDL (dry)	RDL (dry)	Dilution	Analysis	Batch
Arsenic	8.28		0.776	2.39	1	04/12/2018 15:00	WG1096504
Lead	12.7		0.227	0.597	1	04/12/2018 15:00	WG1096504

Pesticides (GC) by Method 8081

Analyte	Result (dry)	Qualifier	MDL (dry)	RDL (dry)	Dilution	Analysis	Batch
Aldrin	U		0.000278	0.0239	1	04/12/2018 18:48	WG1096450
Alpha BHC	U		0.000230	0.0239	1	04/12/2018 18:48	WG1096450
Beta BHC	U		0.000362	0.0239	1	04/12/2018 18:48	WG1096450
Delta BHC	U		0.000180	0.0239	1	04/12/2018 18:48	WG1096450
Gamma BHC	U		0.000293	0.0239	1	04/12/2018 18:48	WG1096450
4,4-DDD	U		0.000196	0.0239	1	04/12/2018 18:48	WG1096450
4,4-DDE	U		0.000197	0.0239	1	04/12/2018 18:48	WG1096450
4,4-DDT	U		0.000318	0.0239	1	04/12/2018 18:48	WG1096450
Dieldrin	U		0.000106	0.00239	1	04/12/2018 18:48	WG1096450
Endosulfan I	U		0.000256	0.0239	1	04/12/2018 18:48	WG1096450
Endosulfan II	U		0.000275	0.0239	1	04/12/2018 18:48	WG1096450
Endosulfan sulfate	U		0.000203	0.0239	1	04/12/2018 18:48	WG1096450
Endrin	U		0.000262	0.0239	1	04/12/2018 18:48	WG1096450
Endrin aldehyde	U		0.000289	0.0239	1	04/12/2018 18:48	WG1096450
Endrin ketone	U		0.000190	0.0239	1	04/12/2018 18:48	WG1096450
Heptachlor	U		0.000121	0.0239	1	04/12/2018 18:48	WG1096450
Heptachlor epoxide	U		0.000451	0.0239	1	04/12/2018 18:48	WG1096450
Hexachlorobenzene	U		0.000267	0.0239	1	04/12/2018 18:48	WG1096450
Methoxychlor	U		0.000316	0.0239	1	04/12/2018 18:48	WG1096450
Chlordane	U		0.0466	0.239	1	04/12/2018 18:48	WG1096450
Toxaphene	U		0.0430	0.478	1	04/12/2018 18:48	WG1096450
(S) Decachlorobiphenyl	68.6			10.0-148		04/12/2018 18:48	WG1096450
(S) Tetrachloro-m-xylene	81.4			21.0-146		04/12/2018 18:48	WG1096450

- 1 Cp
- 2 Tc
- 3 Ss
- 4 Cn
- 5 Sr
- 6 Qc
- 7 Gl
- 8 Al
- 9 Sc



Total Solids by Method 2540 G-2011

Analyte	Result	Qualifier	Dilution	Analysis date / time	Batch
Total Solids	95.4		1	04/11/2018 11:29	WG1096491

¹ Cp

² Tc

Metals (ICP) by Method 6010B

Analyte	Result (dry) mg/kg	Qualifier	MDL (dry) mg/kg	RDL (dry) mg/kg	Dilution	Analysis date / time	Batch
Lead	25.5		0.199	0.524	1	04/12/2018 15:03	WG1096504

³ Ss

⁴ Cn

⁵ Sr

⁶ Qc

⁷ Gl

⁸ Al

⁹ Sc



Total Solids by Method 2540 G-2011

Analyte	Result	Qualifier	Dilution	Analysis date / time	Batch
Total Solids	94.0		1	04/11/2018 11:29	WG1096491

¹ Cp

² Tc

Metals (ICP) by Method 6010B

Analyte	Result (dry) mg/kg	Qualifier	MDL (dry) mg/kg	RDL (dry) mg/kg	Dilution	Analysis date / time	Batch
Lead	8.78		0.202	0.532	1	04/12/2018 15:05	WG1096504

³ Ss

⁴ Cn

⁵ Sr

⁶ Qc

⁷ Gl

⁸ Al

⁹ Sc



Collected date/time: 04/05/18 13:00

L984124

Total Solids by Method 2540 G-2011

Analyte	Result	Qualifier	Dilution	Analysis	Batch
	%			date / time	
Total Solids	80.2		1	04/11/2018 11:29	WG1096491

Metals (ICP) by Method 6010B

Analyte	Result (dry)	Qualifier	MDL (dry)	RDL (dry)	Dilution	Analysis	Batch
	mg/kg		mg/kg	mg/kg		date / time	
Arsenic	6.85		0.810	2.49	1	04/12/2018 15:08	WG1096504
Lead	12.8		0.237	0.623	1	04/12/2018 15:08	WG1096504

Pesticides (GC) by Method 8081

Analyte	Result (dry)	Qualifier	MDL (dry)	RDL (dry)	Dilution	Analysis	Batch
	mg/kg		mg/kg	mg/kg		date / time	
Aldrin	U		0.000290	0.0249	1	04/12/2018 19:00	WG1096450
Alpha BHC	U		0.000241	0.0249	1	04/12/2018 19:00	WG1096450
Beta BHC	U		0.000378	0.0249	1	04/12/2018 19:00	WG1096450
Delta BHC	U		0.000188	0.0249	1	04/12/2018 19:00	WG1096450
Gamma BHC	U		0.000305	0.0249	1	04/12/2018 19:00	WG1096450
4,4-DDD	U		0.000204	0.0249	1	04/12/2018 19:00	WG1096450
4,4-DDE	0.00233	J	0.000206	0.0249	1	04/12/2018 19:00	WG1096450
4,4-DDT	0.000833	J	0.000332	0.0249	1	04/12/2018 19:00	WG1096450
Dieldrin	0.000663	J P	0.000111	0.00249	1	04/12/2018 19:00	WG1096450
Endosulfan I	U		0.000267	0.0249	1	04/12/2018 19:00	WG1096450
Endosulfan II	U		0.000287	0.0249	1	04/12/2018 19:00	WG1096450
Endosulfan sulfate	U		0.000212	0.0249	1	04/12/2018 19:00	WG1096450
Endrin	U		0.000273	0.0249	1	04/12/2018 19:00	WG1096450
Endrin aldehyde	U		0.000302	0.0249	1	04/12/2018 19:00	WG1096450
Endrin ketone	U		0.000198	0.0249	1	04/12/2018 19:00	WG1096450
Heptachlor	U		0.000126	0.0249	1	04/12/2018 19:00	WG1096450
Heptachlor epoxide	U		0.000471	0.0249	1	04/12/2018 19:00	WG1096450
Hexachlorobenzene	U		0.000279	0.0249	1	04/12/2018 19:00	WG1096450
Methoxychlor	U		0.000330	0.0249	1	04/12/2018 19:00	WG1096450
Chlordane	U		0.0486	0.249	1	04/12/2018 19:00	WG1096450
Toxaphene	U		0.0449	0.499	1	04/12/2018 19:00	WG1096450
(S) Decachlorobiphenyl	55.8			10.0-148		04/12/2018 19:00	WG1096450
(S) Tetrachloro-m-xylene	73.3			21.0-146		04/12/2018 19:00	WG1096450

1 Cp

2 Tc

3 Ss

4 Cn

5 Sr

6 Qc

7 Gl

8 Al

9 Sc



Total Solids by Method 2540 G-2011

Analyte	Result	Qualifier	Dilution	Analysis date / time	Batch
Total Solids	78.0		1	04/11/2018 11:29	WG1096491

Metals (ICP) by Method 6010B

Analyte	Result (dry) mg/kg	Qualifier	MDL (dry) mg/kg	RDL (dry) mg/kg	Dilution	Analysis date / time	Batch
Arsenic	11.7		0.833	2.56	1	04/12/2018 15:10	WG1096504
Lead	58.1		0.243	0.641	1	04/12/2018 15:10	WG1096504

- 1 Cp
- 2 Tc
- 3 Ss
- 4 Cn
- 5 Sr
- 6 Qc
- 7 Gl
- 8 Al
- 9 Sc



Total Solids by Method 2540 G-2011

Analyte	Result	Qualifier	Dilution	Analysis date / time	Batch
Total Solids	87.0		1	04/11/2018 11:29	WG1096491

Metals (ICP) by Method 6010B

Analyte	Result (dry) mg/kg	Qualifier	MDL (dry) mg/kg	RDL (dry) mg/kg	Dilution	Analysis date / time	Batch
Arsenic	12.9		0.747	2.30	1	04/15/2018 21:36	WG1098619
Lead	321		0.218	0.574	1	04/15/2018 21:36	WG1098619

- 1 Cp
- 2 Tc
- 3 Ss
- 4 Cn
- 5 Sr
- 6 Qc
- 7 Gl
- 8 Al
- 9 Sc



Method Blank (MB)

(MB) R3301110-1 04/11/18 15:31

Analyte	MB Result %	<u>MB Qualifier</u>	MB MDL %	MB RDL %
Total Solids	0.00100			

¹Cp

²Tc

³Ss

⁴Cn

L984124-01 Original Sample (OS) • Duplicate (DUP)

(OS) L984124-01 04/11/18 15:31 • (DUP) R3301110-3 04/11/18 15:31

Analyte	Original Result %	DUP Result %	Dilution	DUP RPD %	<u>DUP Qualifier</u>	DUP RPD Limits
Total Solids	83.6	83.6	1	0.0646		5

⁵Sr

⁶Qc

Laboratory Control Sample (LCS)

(LCS) R3301110-2 04/11/18 15:31

Analyte	Spike Amount %	LCS Result %	LCS Rec. %	Rec. Limits %	<u>LCS Qualifier</u>
Total Solids	50.0	50.0	100	85.0-115	

⁷Gl

⁸Al

⁹Sc



Method Blank (MB)

(MB) R3301102-1 04/11/18 13:28

Analyte	MB Result %	MB Qualifier	MB MDL %	MB RDL %
Total Solids	0.000			

¹ Cp

² Tc

³ Ss

⁴ Cn

⁵ Sr

⁶ Qc

L984124-15 Original Sample (OS) • Duplicate (DUP)

(OS) L984124-15 04/11/18 13:28 • (DUP) R3301102-3 04/11/18 13:28

Analyte	Original Result %	DUP Result %	Dilution	DUP RPD %	DUP Qualifier	DUP RPD Limits
Total Solids	85.8	92.4	1	7.38	<u>J3</u>	5

⁷ Gl

⁸ Al

⁹ Sc

Laboratory Control Sample (LCS)

(LCS) R3301102-2 04/11/18 13:28

Analyte	Spike Amount %	LCS Result %	LCS Rec. %	Rec. Limits %	LCS Qualifier
Total Solids	50.0	50.0	100	85.0-115	



Method Blank (MB)

(MB) R3301099-1 04/11/18 13:10

Analyte	MB Result %	MB Qualifier	MB MDL %	MB RDL %
Total Solids	0.00100			

1 Cp

2 Tc

3 Ss

4 Cn

5 Sr

6 Qc

L984124-22 Original Sample (OS) • Duplicate (DUP)

(OS) L984124-22 04/11/18 13:10 • (DUP) R3301099-3 04/11/18 13:10

Analyte	Original Result %	DUP Result %	Dilution	DUP RPD %	DUP Qualifier	DUP RPD Limits
Total Solids	86.2	85.9	1	0.344		5

7 Gl

8 Al

9 Sc

Laboratory Control Sample (LCS)

(LCS) R3301099-2 04/11/18 13:10

Analyte	Spike Amount %	LCS Result %	LCS Rec. %	Rec. Limits %	LCS Qualifier
Total Solids	50.0	50.0	100	85.0-115	



Method Blank (MB)

(MB) R3301091-1 04/11/18 11:29

Analyte	MB Result %	<u>MB Qualifier</u>	MB MDL %	MB RDL %
Total Solids	0.000			

¹Cp

²Tc

³Ss

L984124-28 Original Sample (OS) • Duplicate (DUP)

(OS) L984124-28 04/11/18 11:29 • (DUP) R3301091-3 04/11/18 11:29

Analyte	Original Result %	DUP Result %	Dilution	DUP RPD %	<u>DUP Qualifier</u>	DUP RPD Limits
Total Solids	80.2	81.2	1	1.23		5

⁴Cn

⁵Sr

Laboratory Control Sample (LCS)

(LCS) R3301091-2 04/11/18 11:29

Analyte	Spike Amount %	LCS Result %	LCS Rec. %	Rec. Limits %	<u>LCS Qualifier</u>
Total Solids	50.0	50.0	100	85.0-115	

⁶Qc

⁷Gl

⁸Al

⁹Sc



Method Blank (MB)

(MB) R3301436-1 04/12/18 10:51

Analyte	MB Result mg/kg	MB Qualifier	MB MDL mg/kg	MB RDL mg/kg
Arsenic	U		0.650	2.00
Lead	U		0.190	0.500

1 Cp

2 Tc

3 Ss

4 Cn

5 Sr

6 Qc

7 Gl

8 Al

9 Sc

Laboratory Control Sample (LCS) • Laboratory Control Sample Duplicate (LCSD)

(LCS) R3301436-2 04/12/18 10:54 • (LCSD) R3301436-3 04/12/18 10:57

Analyte	Spike Amount mg/kg	LCS Result mg/kg	LCSD Result mg/kg	LCS Rec. %	LCSD Rec. %	Rec. Limits %	LCS Qualifier	LCSD Qualifier	RPD %	RPD Limits %
Arsenic	100	97.4	95.2	97.4	95.2	80.0-120			2.31	20
Lead	100	99.3	96.6	99.3	96.6	80.0-120			2.75	20

L984124-01 Original Sample (OS) • Matrix Spike (MS) • Matrix Spike Duplicate (MSD)

(OS) L984124-01 04/12/18 11:00 • (MS) R3301436-7 04/12/18 11:14 • (MSD) R3301436-8 04/12/18 11:17

Analyte	Spike Amount (dry) mg/kg	Original Result (dry) mg/kg	MS Result (dry) mg/kg	MSD Result (dry) mg/kg	MS Rec. %	MSD Rec. %	Dilution	Rec. Limits %	MS Qualifier	MSD Qualifier	RPD %	RPD Limits %
Arsenic	120	4.47	122	121	97.9	97.3	1	75.0-125			0.608	20
Lead	120	9.74	136	134	106	104	1	75.0-125			1.87	20



Method Blank (MB)

(MB) R3301375-1 04/12/18 14:26

Analyte	MB Result mg/kg	MB Qualifier	MB MDL mg/kg	MB RDL mg/kg
Arsenic	U		0.650	2.00
Lead	U		0.190	0.500

Laboratory Control Sample (LCS) • Laboratory Control Sample Duplicate (LCSD)

(LCS) R3301375-2 04/12/18 14:28 • (LCSD) R3301375-3 04/12/18 14:30

Analyte	Spike Amount mg/kg	LCS Result mg/kg	LCSD Result mg/kg	LCS Rec. %	LCSD Rec. %	Rec. Limits %	LCS Qualifier	LCSD Qualifier	RPD %	RPD Limits %
Arsenic	100	100	102	100	102	80.0-120			1.51	20
Lead	100	102	105	102	105	80.0-120			2.33	20

L984435-01 Original Sample (OS) • Matrix Spike (MS) • Matrix Spike Duplicate (MSD)

(OS) L984435-01 04/12/18 14:33 • (MS) R3301375-6 04/12/18 14:40 • (MSD) R3301375-7 04/12/18 14:43

Analyte	Spike Amount (dry) mg/kg	Original Result (dry) mg/kg	MS Result (dry) mg/kg	MSD Result (dry) mg/kg	MS Rec. %	MSD Rec. %	Dilution	Rec. Limits %	MS Qualifier	MSD Qualifier	RPD %	RPD Limits %
Arsenic	115	3.19	104	107	87.8	90.1	1	75.0-125			2.51	20
Lead	115	9.85	122	125	97.7	100	1	75.0-125			2.08	20

¹ Cp

² Tc

³ Ss

⁴ Cn

⁵ Sr

⁶ Qc

⁷ Gl

⁸ Al

⁹ Sc



Method Blank (MB)

(MB) R3302047-1 04/15/18 21:29

Analyte	MB Result	MB Qualifier	MB MDL	MB RDL
	mg/kg		mg/kg	mg/kg
Arsenic	U		0.650	2.00
Lead	0.279	J	0.190	0.500

1 Cp

2 Tc

3 Ss

4 Cn

5 Sr

6 Qc

7 Gl

8 Al

9 Sc

Laboratory Control Sample (LCS) • Laboratory Control Sample Duplicate (LCSD)

(LCS) R3302047-2 04/15/18 21:31 • (LCSD) R3302047-3 04/15/18 21:33

Analyte	Spike Amount	LCS Result	LCSD Result	LCS Rec.	LCSD Rec.	Rec. Limits	LCS Qualifier	LCSD Qualifier	RPD	RPD Limits
	mg/kg	mg/kg	mg/kg	%	%	%			%	%
Arsenic	100	98.4	97.3	98.4	97.3	80.0-120			1.13	20
Lead	100	101	99.9	101	99.9	80.0-120			0.828	20

L984124-30 Original Sample (OS) • Matrix Spike (MS) • Matrix Spike Duplicate (MSD)

(OS) L984124-30 04/15/18 21:36 • (MS) R3302047-6 04/15/18 21:43 • (MSD) R3302047-7 04/15/18 21:45

Analyte	Spike Amount (dry)	Original Result (dry)	MS Result (dry)	MSD Result (dry)	MS Rec.	MSD Rec.	Dilution	Rec. Limits	MS Qualifier	MSD Qualifier	RPD	RPD Limits
	mg/kg	mg/kg	mg/kg	mg/kg	%	%		%			%	%
Arsenic	115	12.9	127	117	99.0	90.6	1	75.0-125			7.95	20
Lead	115	321	420	417	85.6	83.3	1	75.0-125			0.636	20



Method Blank (MB)

(MB) R3301694-3 04/12/18 14:50

Analyte	MB Result mg/kg	MB Qualifier	MB MDL mg/kg	MB RDL mg/kg
Aldrin	U		0.000233	0.0200
Alpha BHC	U		0.000193	0.0200
Beta BHC	U		0.000303	0.0200
Delta BHC	U		0.000151	0.0200
Gamma BHC	U		0.000245	0.0200
4,4-DDD	U		0.000164	0.0200
4,4-DDE	U		0.000165	0.0200
4,4-DDT	U		0.000266	0.0200
Dieldrin	U		0.0000890	0.00200
Endosulfan I	U		0.000214	0.0200
Endosulfan II	U		0.000230	0.0200
Endosulfan sulfate	U		0.000170	0.0200
Endrin	U		0.000219	0.0200
Endrin aldehyde	U		0.000242	0.0200
Endrin ketone	U		0.000159	0.0200
Heptachlor	U		0.000101	0.0200
Heptachlor epoxide	U		0.000378	0.0200
Hexachlorobenzene	U		0.000224	0.0200
Methoxychlor	U		0.000265	0.0200
Chlordane	U		0.0390	0.200
Toxaphene	U		0.0360	0.400
(S) Decachlorobiphenyl	68.9			10.0-148
(S) Tetrachloro-m-xylene	81.6			21.0-146

¹ Cp

² Tc

³ Ss

⁴ Cn

⁵ Sr

⁶ Qc

⁷ Gl

⁸ Al

⁹ Sc

Laboratory Control Sample (LCS) • Laboratory Control Sample Duplicate (LCSD)

(LCS) R3301694-1 04/12/18 14:25 • (LCSD) R3301694-2 04/12/18 14:37

Analyte	Spike Amount mg/kg	LCS Result mg/kg	LCSD Result mg/kg	LCS Rec. %	LCSD Rec. %	Rec. Limits %	LCS Qualifier	LCSD Qualifier	RPD %	RPD Limits %
Aldrin	0.0667	0.0598	0.0513	89.7	76.8	55.0-137			15.5	29
Alpha BHC	0.0667	0.0627	0.0543	94.0	81.4	55.0-136			14.4	28
Beta BHC	0.0667	0.0585	0.0504	87.7	75.5	53.0-133			15.0	28
Delta BHC	0.0667	0.0602	0.0518	90.3	77.6	53.0-139			15.1	29
Gamma BHC	0.0667	0.0614	0.0530	92.0	79.5	54.0-136			14.6	29
4,4-DDD	0.0667	0.0615	0.0525	92.2	78.7	51.0-141			15.8	29
4,4-DDE	0.0667	0.0586	0.0503	87.9	75.4	53.0-142			15.3	30
4,4-DDT	0.0667	0.0597	0.0507	89.6	76.1	47.0-143			16.3	30
Dieldrin	0.0667	0.0605	0.0521	90.7	78.2	54.0-141			14.9	29
Endosulfan I	0.0667	0.0577	0.0503	86.5	75.4	54.0-141			13.6	29



Laboratory Control Sample (LCS) • Laboratory Control Sample Duplicate (LCSD)

(LCS) R3301694-1 04/12/18 14:25 • (LCSD) R3301694-2 04/12/18 14:37

Analyte	Spike Amount mg/kg	LCS Result mg/kg	LCSD Result mg/kg	LCS Rec. %	LCSD Rec. %	Rec. Limits %	<u>LCS Qualifier</u>	<u>LCSD Qualifier</u>	RPD %	RPD Limits %
Endosulfan II	0.0667	0.0557	0.0480	83.5	71.9	53.0-140			14.9	28
Endosulfan sulfate	0.0667	0.0566	0.0489	84.8	73.3	52.0-141			14.5	29
Endrin	0.0667	0.0569	0.0511	85.3	76.7	52.0-137			10.7	29
Endrin aldehyde	0.0667	0.0507	0.0463	76.1	69.5	30.0-127			9.06	31
Endrin ketone	0.0667	0.0576	0.0497	86.3	74.5	51.0-139			14.7	28
Heptachlor	0.0667	0.0644	0.0555	96.6	83.1	53.0-144			14.9	29
Heptachlor epoxide	0.0667	0.0603	0.0520	90.4	77.9	54.0-137			14.8	28
Hexachlorobenzene	0.0667	0.0571	0.0498	85.6	74.7	50.0-135			13.6	28
Methoxychlor	0.0667	0.0607	0.0521	91.0	78.1	49.0-145			15.3	29
<i>(S) Decachlorobiphenyl</i>				71.6	64.3	10.0-148				
<i>(S) Tetrachloro-m-xylene</i>				85.4	78.5	21.0-146				

1 Cp

2 Tc

3 Ss

4 Cn

5 Sr

6 Qc

7 Gl

8 Al

9 Sc

L984323-05 Original Sample (OS) • Matrix Spike (MS) • Matrix Spike Duplicate (MSD)

(OS) L984323-05 04/12/18 20:03 • (MS) R3301694-4 04/12/18 20:16 • (MSD) R3301694-5 04/12/18 20:28

Analyte	Spike Amount mg/kg	Original Result mg/kg	MS Result mg/kg	MSD Result mg/kg	MS Rec. %	MSD Rec. %	Dilution	Rec. Limits %	<u>MS Qualifier</u>	<u>MSD Qualifier</u>	RPD %	RPD Limits %
Aldrin	0.0667	ND	0.0559	0.0674	83.8	101	1	19.0-152			18.6	24
Alpha BHC	0.0667	ND	0.0586	0.0701	87.8	105	1	39.0-152			18.0	21
Beta BHC	0.0667	ND	0.0558	0.0664	83.6	99.5	1	38.0-150			17.4	20
Delta BHC	0.0667	ND	0.0541	0.0671	81.2	101	1	34.0-155		J3	21.4	21
Gamma BHC	0.0667	ND	0.0575	0.0690	86.2	103	1	38.0-153			18.2	21
4,4-DDD	0.0667	ND	0.0612	0.0743	91.7	111	1	22.0-160			19.4	25
4,4-DDE	0.0667	ND	0.0727	0.0870	86.9	108	1	10.0-160			18.0	27
4,4-DDT	0.0667	ND	0.0601	0.0715	86.2	103	1	10.0-160			17.3	28
Dieldrin	0.0667	ND	0.0599	0.0723	89.8	108	1	30.0-158			18.7	25
Endosulfan I	0.0667	ND	0.0563	0.0677	84.4	101	1	31.0-155			18.3	25
Endosulfan II	0.0667	ND	0.0564	0.0684	81.7	99.8	1	32.0-156			19.3	25
Endosulfan sulfate	0.0667	ND	0.0550	0.0668	82.4	100	1	31.0-158			19.5	24
Endrin	0.0667	ND	0.0578	0.0685	86.7	103	1	30.0-149			17.0	25
Endrin aldehyde	0.0667	ND	0.0599	0.0720	89.8	108	1	20.0-157			18.4	26
Endrin ketone	0.0667	ND	0.0573	0.0697	85.9	105	1	32.0-154			19.6	23
Heptachlor	0.0667	ND	0.0585	0.0700	87.7	105	1	18.0-160			17.9	23
Heptachlor epoxide	0.0667	ND	0.0567	0.0685	85.1	103	1	31.0-154			18.8	25
Hexachlorobenzene	0.0667	ND	0.0529	0.0637	79.3	95.5	1	26.0-146			18.6	21
Methoxychlor	0.0667	ND	0.0598	0.0716	89.7	107	1	10.0-160			18.0	27
<i>(S) Decachlorobiphenyl</i>					69.3	83.2		10.0-148				
<i>(S) Tetrachloro-m-xylene</i>					79.5	95.6		21.0-146				



Guide to Reading and Understanding Your Laboratory Report

The information below is designed to better explain the various terms used in your report of analytical results from the Laboratory. This is not intended as a comprehensive explanation, and if you have additional questions please contact your project representative.

Abbreviations and Definitions

(dry)	Results are reported based on the dry weight of the sample. [this will only be present on a dry report basis for soils].
MDL	Method Detection Limit.
MDL (dry)	Method Detection Limit.
RDL	Reported Detection Limit.
RDL (dry)	Reported Detection Limit.
Rec.	Recovery.
RPD	Relative Percent Difference.
SDG	Sample Delivery Group.
(S)	Surrogate (Surrogate Standard) - Analytes added to every blank, sample, Laboratory Control Sample/Duplicate and Matrix Spike/Duplicate; used to evaluate analytical efficiency by measuring recovery. Surrogates are not expected to be detected in all environmental media.
U	Not detected at the Reporting Limit (or MDL where applicable).
Analyte	The name of the particular compound or analysis performed. Some Analyses and Methods will have multiple analytes reported.
Dilution	If the sample matrix contains an interfering material, or if concentrations of analytes in the sample are higher than the highest limit of concentration that the laboratory can accurately report, the sample may be diluted for analysis. If a value different than 1 is used in this field, the result reported has already been corrected for this factor.
Limits	These are the target % recovery ranges or % difference value that the laboratory has historically determined as normal for the method and analyte being reported. Successful QC Sample analysis will target all analytes recovered or duplicated within these ranges.
Original Sample	The non-spiked sample in the prep batch used to determine the Relative Percent Difference (RPD) from a quality control sample. The Original Sample may not be included within the reported SDG.
Qualifier	This column provides a letter and/or number designation that corresponds to additional information concerning the result reported. If a Qualifier is present, a definition per Qualifier is provided within the Glossary and Definitions page and potentially a discussion of possible implications of the Qualifier in the Case Narrative if applicable.
Result	The actual analytical final result (corrected for any sample specific characteristics) reported for your sample. If there was no measurable result returned for a specific analyte, the result in this column may state "ND" (Not Detected) or "BDL" (Below Detectable Levels). The information in the results column should always be accompanied by either an MDL (Method Detection Limit) or RDL (Reporting Detection Limit) that defines the lowest value that the laboratory could detect or report for this analyte.
Case Narrative (Cn)	A brief discussion about the included sample results, including a discussion of any non-conformances to protocol observed either at sample receipt by the laboratory from the field or during the analytical process. If present, there will be a section in the Case Narrative to discuss the meaning of any data qualifiers used in the report.
Quality Control Summary (Qc)	This section of the report includes the results of the laboratory quality control analyses required by procedure or analytical methods to assist in evaluating the validity of the results reported for your samples. These analyses are not being performed on your samples typically, but on laboratory generated material.
Sample Chain of Custody (Sc)	This is the document created in the field when your samples were initially collected. This is used to verify the time and date of collection, the person collecting the samples, and the analyses that the laboratory is requested to perform. This chain of custody also documents all persons (excluding commercial shippers) that have had control or possession of the samples from the time of collection until delivery to the laboratory for analysis.
Sample Results (Sr)	This section of your report will provide the results of all testing performed on your samples. These results are provided by sample ID and are separated by the analyses performed on each sample. The header line of each analysis section for each sample will provide the name and method number for the analysis reported.
Sample Summary (Ss)	This section of the Analytical Report defines the specific analyses performed for each sample ID, including the dates and times of preparation and/or analysis.

- 1 Cp
- 2 Tc
- 3 Ss
- 4 Cn
- 5 Sr
- 6 Qc
- 7 Gl
- 8 Al
- 9 Sc

Qualifier	Description
J	The identification of the analyte is acceptable; the reported value is an estimate.
J3	The associated batch QC was outside the established quality control range for precision.
P	RPD between the primary and confirmatory analysis exceeded 40%.



ESC Lab Sciences is the only environmental laboratory accredited/certified to support your work nationwide from one location. One phone call, one point of contact, one laboratory. No other lab is as accessible or prepared to handle your needs throughout the country. Our capacity and capability from our single location laboratory is comparable to the collective totals of the network laboratories in our industry. The most significant benefit to our one location design is the design of our laboratory campus. The model is conducive to accelerated productivity, decreasing turn-around time, and preventing cross contamination, thus protecting sample integrity. Our focus on premium quality and prompt service allows us to be YOUR LAB OF CHOICE.

* Not all certifications held by the laboratory are applicable to the results reported in the attached report.
 * Accreditation is only applicable to the test methods specified on each scope of accreditation held by ESC Lab Sciences.

State Accreditations

Alabama	40660	Nebraska	NE-OS-15-05
Alaska	17-026	Nevada	TN-03-2002-34
Arizona	AZ0612	New Hampshire	2975
Arkansas	88-0469	New Jersey-NELAP	TN002
California	2932	New Mexico ¹	n/a
Colorado	TN00003	New York	11742
Connecticut	PH-0197	North Carolina	Env375
Florida	E87487	North Carolina ¹	DW21704
Georgia	NELAP	North Carolina ³	41
Georgia ¹	923	North Dakota	R-140
Idaho	TN00003	Ohio-VAP	CL0069
Illinois	200008	Oklahoma	9915
Indiana	C-TN-01	Oregon	TN200002
Iowa	364	Pennsylvania	68-02979
Kansas	E-10277	Rhode Island	LA000356
Kentucky ^{1,6}	90010	South Carolina	84004
Kentucky ²	16	South Dakota	n/a
Louisiana	AI30792	Tennessee ^{1,4}	2006
Louisiana ¹	LA180010	Texas	T 104704245-17-14
Maine	TN0002	Texas ⁵	LAB0152
Maryland	324	Utah	TN00003
Massachusetts	M-TN003	Vermont	VT2006
Michigan	9958	Virginia	460132
Minnesota	047-999-395	Washington	C847
Mississippi	TN00003	West Virginia	233
Missouri	340	Wisconsin	9980939910
Montana	CERT0086	Wyoming	A2LA

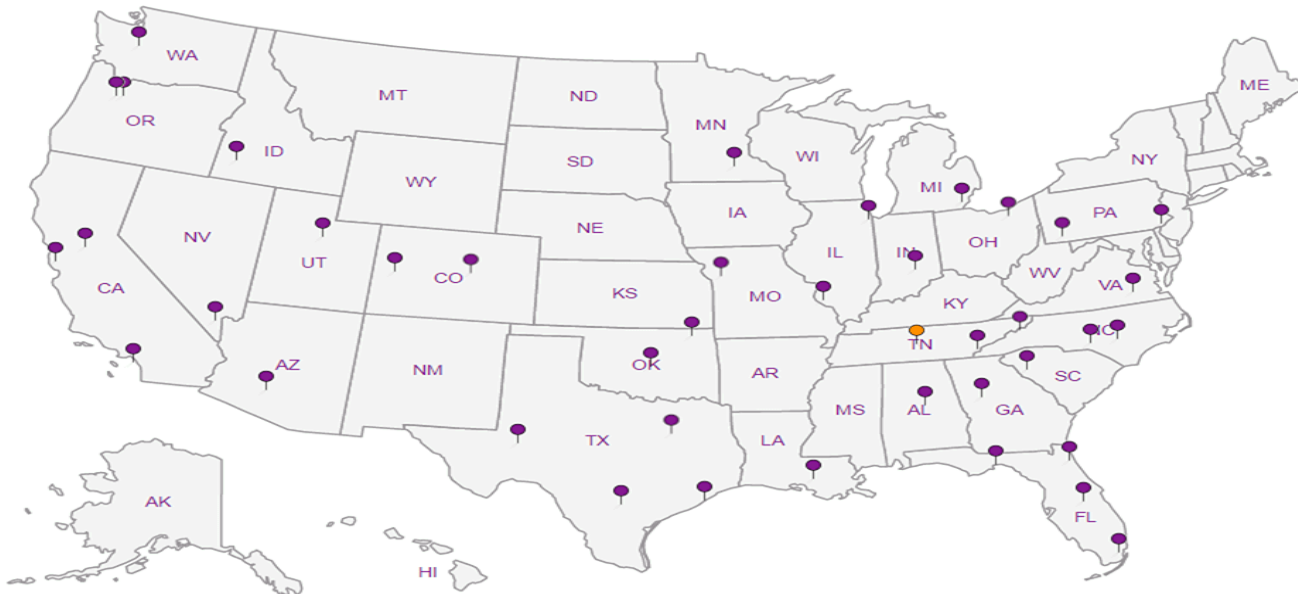
Third Party Federal Accreditations

A2LA – ISO 17025	1461.01	AIHA-LAP,LLC EMLAP	100789
A2LA – ISO 17025 ⁵	1461.02	DOD	1461.01
Canada	1461.01	USDA	P330-15-00234
EPA-Crypto	TN00003		

¹ Drinking Water ² Underground Storage Tanks ³ Aquatic Toxicity ⁴ Chemical/Microbiological ⁵ Mold ⁶ Wastewater n/a Accreditation not applicable

Our Locations

ESC Lab Sciences has sixty-four client support centers that provide sample pickup and/or the delivery of sampling supplies. If you would like assistance from one of our support offices, please contact our main office. ESC Lab Sciences performs all testing at our central laboratory.



1 Cp

2 Tc

3 Ss

4 Cn

5 Sr

6 Qc

7 Gl

8 Al

9 Sc

SLR International Corporation - Oakland

110 11th Street, 2nd Floor
Oakland, CA 94607

Billing Information:
Attn: Accounts Payable
110 11th Street, 2nd Floor
Oakland, CA 94607

Pres
Chk

Analysis / Container / Preservative

Chain of Custody Page 1 of 5



YOUR LAB OF CHOICE

12065 Lebanon Rd
Mount Juliet, TN 37122
Phone: 615-758-5858
Phone: 800-767-5859
Fax: 615-758-5859



Report to: *Perth Silvers (SLR)*

Email To: *psilvers@slrconsulting.com*

Project Description: *Page # 2*

City/State Collected: *San Jose, CA*

Phone: *404-435-0758*

Client Project #

Lab Project #

Collected by (print): *Perth Silvers*

Site/Facility ID #

P.O. #

Collected by (signature): *Perth Silvers*

Rush? (Lab MUST Be Notified)

Quote #

Immediately Packed on Ice *N* *Y*

Same Day Five Day
 Next Day 5 Day (Rad Only)
 Two Day 10 Day (Rad Only)
 Three Day

Date Results Needed

No. of
Cntrs

Sample ID	Comp/Grab	Matrix *	Depth	Date	Time	No. of Cntrs
<i>PB21-23</i>		<i>SS</i>	<i>2.5</i>	<i>4/5/18</i>	<i>1330</i>	<i>1</i>
<i>PB24-45</i>			<i>4.5</i>		<i>1331</i>	
<i>PB24-01</i>			<i>.5</i>		<i>1335</i>	
<i>PB24-34</i>			<i>3.5</i>		<i>1336</i>	
<i>PB26-01</i>			<i>.5</i>		<i>1337</i>	
<i>PB25-34</i>			<i>3.5</i>		<i>1338</i>	
<i>PB22-23</i>			<i>2.5</i>		<i>1339</i>	<i>X X X</i>
<i>PB26-12</i>			<i>1.5</i>		<i>1340</i>	<i>X</i>
<i>PB26-34</i>			<i>3.5</i>		<i>1341</i>	<i>X</i>
<i>PB20-23</i>		<i>SS</i>	<i>2.5</i>		<i>1342</i>	<i>X</i>

Perth Silvers
Arsenic
Lead
HOLD

L# *F43 984124*

Table #
Acctnum: **SLROCA**
Template:
Prelogin:
TSR: **110 - Brian Ford**
PB:
Shipped Via:
Remarks
Sample # (lab only)

* Matrix:
SS - Soil AIR - Air F - Filter
GW - Groundwater B - Bioassay
WW - WasteWater
DW - Drinking Water
OT - Other

Remarks:

Samples returned via:
 UPS FedEx Courier

Tracking # *4196 3258 6618*

pH _____ Temp _____
Flow _____ Other _____

Sample Receipt Checklist
COC Seal Present/Intact: NP Y N
COC Signed/Accurate: Y N
Bottles arrive intact: Y N
Correct bottles used: Y N
Sufficient volume sent: Y N
If Applicable
VOA Zero Headpace: Y N
Preservation Correct/Checked: Y N

Relinquished by: (Signature) *[Signature]*

Date: *4/6/18* Time: *1400*

Received by: (Signature) *FEDEX*

Received by: (Signature)

Trip Blank Received: Yes/No
HCL/MeOH
TBR

Relinquished by: (Signature)

Date: Time:

Received by: (Signature)

Received by: (Signature)

Temp: *24.3* °C Bottles Received: *42*

If preservation required by Login: Date/Time

Relinquished by: (Signature)

Date: Time:

Received by: (Signature) *[Signature]*

Date: *4/7/18* Time: *0845*

Hold: *4-050*

Condition: *(NCF / OK)*

SLR International Corporation - Oakland

110 11th Street, 2nd Floor
Oakland, CA 94607

Billing Information:
Attn: Accounts Payable
110 11th Street, 2nd Floor
Oakland, CA 94607

Pres
Chk

Analysis / Container / Preservative

Chain of Custody Page 2 of 5



YOUR LAB OF CHOICE

12065 Lebanon Rd
Mount Juliet, TN 37122
Phone: 615-758-5858
Phone: 800-767-5859
Fax: 615-758-5859



Report to: **Peeth Silvers (SLR)**

Email To: **psilvers@slrconsulting.com**

Project Description: **Page 51 2**

City/State Collected: **San Jose, CA**

Pesticides
Arsenic
Lead
HOLD

Phone: **404-435-0758**
Fax:

Client Project #

Lab Project #

Collected by (print): **Peeth Silvers**

Site/Facility ID #

P.O. #

Collected by (signature): **[Signature]**

Rush? (Lab MUST Be Notified)

Quote #

Immediately Packed on Ice: **N** **Y**

Same Day Five Day
 Next Day 5 Day (Rad Only)
 Two Day 10 Day (Rad Only)
 Three Day

Date Results Needed

No. of
Cntrs

Sample ID	Comp/Grab	Matrix *	Depth	Date	Time	No. of Cntrs
PB22-01		SS	.5	4/5/18	1320	1
PB20-34			3.5		1321	
PB19-01			.5		1332	
PB19-23			2.5		1333	
PBAS2-01			.5		1320	
PB19-45			4.5		1319	
PB22-12			1.5		1318	
PB21-01			.5		1317	
PBAS333			2.5		1316	
PB16-01			0.5		1315	

L# **984124**
Table # **F143**
Acctnum: **SLROCA**
Template:
Prelogin:
TSR: **110 - Brian Ford**
PB:
Shipped Via:
Remarks Sample # (lab only)

* Matrix:
SS - Soil AIR - Air F - Filter
GW - Groundwater B - Bioassay
WW - WasteWater
DW - Drinking Water
OT - Other

Remarks:

pH _____ Temp _____

Flow _____ Other _____

Samples returned via:
 UPS FedEx Courier

Tracking # **4196 3258 6618**

Sample Receipt Checklist
COC Seal Present/Intact: Y N
COC Signed/Accurate: Y N
Bottles arrive intact: Y N
Correct bottles used: Y N
Sufficient volume sent: Y N
If Applicable
VOA Zero Headpace: Y N
Preservation Correct/Checked: Y N

Relinquished by: (Signature) **[Signature]**

Date: **4/6/18**
Time: **1400**

Received by: (Signature) **FEDEX**

Trip Blank Received: Yes/No
HCL/MeOH
TBR

Relinquished by: (Signature)

Date:

Received by: (Signature)

Temp: **4.3** °C
Bottles Received: **42**

If preservation required by Login: Date/Time

Relinquished by: (Signature)

Date:

Received for Lab by: (Signature) **[Signature]**

Date: **4/7/18**
Time: **0845**

Hold: **A-050**

Condition: **NCF / OK**

SLR International Corporation - Oakland

110 11th Street, 2nd Floor
Oakland, CA 94607

Billing Information:
Attn: Accounts Payable
110 11th Street, 2nd Floor
Oakland, CA 94607

Pres
Chk

Analysis / Container / Preservative

Chain of Custody Page 3 of 5



YOUR LAB OF CHOICE

12065 Lebanon Rd
Mount Juliet, TN 37122
Phone: 615-758-5858
Phone: 800-767-5859
Fax: 615-758-5859



Report to: *peeth Sives (SLR)*

Email To: *psives@slrconsulting.com*

Project Description: *Page 57. 2*

City/State Collected: *San Jose, CA*

Phone: *404-433-0758*

Client Project #

Lab Project #

Collected by (print): *Peeth Sives*

Site/Facility ID #

P.O. #

Collected by (signature): *Peeth Sives*

Rush? (Lab MUST Be Notified)

Quote #

Immediately Packed on Ice N Y

Same Day Five Day
 Next Day 5 Day (Rad Only)
 Two Day 10 Day (Rad Only)
 Three Day

Date Results Needed

No. of Cntrs

Sample ID	Comp/Grab	Matrix *	Depth	Date	Time	No. of Cntrs
PB17-23		<i>SS</i>	2.5	<i>4/5/18</i>	1255	
PB18-23			2.5		1254	
PB14-23			2.5		1250	
PB15-23			2.5		1248	X
PB13-34			3.5		1245	
PBAS1-4S			4.5		1240	
PBAS1-23			2.5		1230	X
PB17-01			0.1		1225	
PB13-23			2.5		1220	X
PB13-01			0.5		1215	X

Analysis	Container	Preservative
<i>Arsenic</i>		
<i>pesticides</i>		
<i>lead</i>		
<i>HOLD</i>		

L# *984124*

Table # *F143*

Acctnum: **SLROCA**

Template:

Prelogin:

TSR: **110 - Brian Ford**

PB:

Shipped Via:

Remarks	Sample # (lab only)
	<i>-16 17 -16</i>
	<i>-17 18 17</i>
	<i>-18 19 17</i>
	<i>-19 20 19</i>
	<i>-20 21 20</i>
	<i>21 22 21</i>
	<i>-22 23 22</i>
	<i>-23 24 23</i>

* Matrix:
SS - Soil AIR - Air F - Filter
GW - Groundwater B - Bioassay
WW - WasteWater
DW - Drinking Water
OT - Other

Remarks:

Samples returned via:
 UPS FedEx Courier

Tracking # *4196 3258 6618*

pH _____ Temp _____
Flow _____ Other _____

Sample Receipt Checklist
COC Seal Present/Intact: NP N
COC Signed/Accurate: N
Bottles arrive intact: N
Correct bottles used: N
Sufficient volume sent: N
if Applicable
VOA Zero Headspace: Y N
Preservation Correct/Checked: Y N

Relinquished by: (Signature) *[Signature]*

Date: *4/6/18*

Time: *1900*

Received by: (Signature) *FEDEX*

Trip Blank Received: Yes/No
 HCL/MeOH
 TBR

Relinquished by: (Signature)

Date:

Time:

Received by: (Signature)

Temp: *4.3°C* Bottles Received: *42*

If preservation required by Login: Date/Time

Relinquished by: (Signature)

Date:

Time:

Received for lab by: (Signature) *[Signature]*

Date: *4/7/18* Time: *0845*

Hold: *4-050*

Condition: *(NCF / OK)*

SLR International Corporation - Oakland

110 11th Street, 2nd Floor
Oakland, CA 94607

Billing Information:
Attn: Accounts Payable
110 11th Street, 2nd Floor
Oakland, CA 94607

Pres
Chk

Analysis / Container / Preservative

Chain of Custody Page 1 of 5



YOUR LAB OF CHOICE

12065 Lebanon Rd
Mount Juliet, TN 37122
Phone: 615-758-5858
Phone: 800-767-5859
Fax: 615-758-5859



Report to: *Peah Silves (SLR)*

Email To: *psilves@slrcasutty.com*

Project Description: *Page St. 2*

City/State Collected: *San Jose, CA*

Phone: *404-435-0758*

Client Project #

Lab Project #

Collected by (print): *Peah Silves*

Site/Facility ID #

P.O. #

Collected by (signature): *[Signature]*

Rush? (Lab MUST Be Notified)

Same Day Five Day
 Next Day 5 Day (Rad Only)
 Two Day 10 Day (Rad Only)
 Three Day

Quote #

Date Results Needed

No.
of
Cnts

Immediately Packed on Ice N Y

Sample ID	Comp/Grab	Matrix *	Depth	Date	Time	No. of Cnts
PB26-23		SS	2.5	4/5/18	1315	X
PBAS1-23			2.5		1314	X X X
PB18-01			0.5		1313	X
PB20-01			0.5		1312	X
PBAS1-45			4.5		1310	X X X
PB15-45			4.5		1309	X
PB14-45			4.5		1307	X
PBAS3-45			4.5		1305	X
PBAS3-01			0.5		1300	X X X
PB15-01			0.5		1259	X X

Lead
pesticides
Arsenic
HOLD

L# *984124*
F143

Acctnum: **SLROCA**

Template:

Prelogin:

TSR: **110 - Brian Ford**

PB:

Shipped Via:

Remarks	Sample # (lab only)
	<i>41-25</i> 24
	<i>42-26</i> 25
	<i>43-27</i> 26
	<i>44-28</i> 27
	<i>45-29</i> 28
	<i>46-30</i> 29

* Matrix:
SS - Soil AIR - Air F - Filter
GW - Groundwater B - Bioassay
WW - WasteWater
DW - Drinking Water
OT - Other

Remarks:

pH _____ Temp _____

Flow _____ Other _____

Sample Receipt Checklist

COC Seal Present/Intact: NP N
CDC Signed/Accurate: N
Bottles arrive intact: N
Correct bottles used: N
Sufficient volume sent: N
If Applicable
VOA Zero Headspace: N
Preservation Correct/Checked: N

Samples returned via:

UPS FedEx Courier

Tracking # *4196 3258 6618*

Relinquished by: (Signature) *[Signature]*

Date: *4/6/18*

Time: *1400*

Received by: (Signature) *FEDEX*

Trip Blank Received: Yes No
HCL / MeOH
TBR

Relinquished by: (Signature)

Date:

Time:

Received by: (Signature)

Temp: *4.3°C* Bottles Received: *42*

If preservation required by Login: Date/Time

Relinquished by: (Signature)

Date:

Time:

Received for lab by: (Signature) *[Signature]*

Date: *4/7/18* Time: *0845*

Hold: **4-050** Condition: *NCF / OK*

SLR International Corporation - Oakland

110 11th Street, 2nd Floor
Oakland, CA 94607

Billing Information:
Attn: Accounts Payable
110 11th Street, 2nd Floor
Oakland, CA 94607

Pres
Chk

Analysis / Container / Preservative

Chain of Custody Page 5 of 5



L.A.B. S.C.I.E.N.C.E.S

YOUR LAB OF CHOICE

12065 Lebanon Rd
Mount Juliet, TN 37122
Phone: 615-758-5858
Phone: 800-767-5859
Fax: 615-758-5859



Report to: *Peah Silms (SLR)*

Email To: *psilver@slrconsulting.com*

Project Description: *Page 4 2*

City/State Collected: *San Jose, CA*

Phone: *404-435-0758*

Client Project #

Lab Project #

Collected by (print): *Peah Silms*

Site/Facility ID #

P.O. #

Collected by (signature): *Peah Silms*

Rush? (Lab MUST Be Notified)

Same Day Five Day
 Next Day 5 Day (Rad Only)
 Two Day 10 Day (Rad Only)
 Three Day

Quote #

Date Results Needed

No.
of
Cntrs

Immediately Packed on Ice *N y*

Sample ID	Comp/Grab	Matrix *	Depth	Date	Time	Analysis / Container / Preservative	Chain of Custody
PB17-34		<i>SS</i>	<i>3.5</i>	<i>4/5/18</i>	<i>1200</i>	<i>HOLD</i>	
PBASI-01			<i>0.5</i>		<i>1205</i>	<i>Ascorbic</i>	
						<i>Lead</i>	
						<i>Pesticides</i>	

L# *984124*

Table # *F143*

Acctnum: **SLROCA**

Template:

Prelogin:

TSR: **110 - Brian Ford**

PB:

Shipped Via:

Remarks

Sample # (lab only)

- * Matrix:
- SS - Soil AIR - Air F - Filter
- GW - Groundwater B - Bioassay
- WW - WasteWater
- DW - Drinking Water
- OT - Other

Remarks:

Samples returned via:
 UPS FedEx Courier

Tracking # *4196 3258 6618*

pH _____ Temp _____

Flow _____ Other _____

Sample Receipt Checklist

- COC Seal Present/Intact: *NP* *N*
- COC Signed/Accurate: *N*
- Bottles arrive intact: *N*
- Correct bottles used: *N*
- Sufficient volume sent: *N*
- If Applicable
- VOA Zero Headspace: *Y* *N*
- Preservation Correct/Checked: *Y* *N*

Relinquished by: (Signature) *Peah Silms*

Date: *4/6/18* Time: *1100*

Received by: (Signature) *FEDEX*

Trip Blank Received: Yes No
HCL/MeOH
TBR

Relinquished by: (Signature)

Date: _____ Time: _____

Received by: (Signature)

Temp: *4.3°C* Bottles Received: *42*

Relinquished by: (Signature)

Date: _____ Time: _____

Received for lab by: (Signature) *Yan V. Luman*

Date: *4/7/18* Time: *0845*

Hold: *4-050*

Condition: *NCF / OK*

April 23, 2018

SLR International Corporation - Oakland

Sample Delivery Group: L986423
Samples Received: 04/07/2018
Project Number:
Description: Page St. 2

Report To: Perth Silvers
110 - 11th Street
2nd Floor
Oakland, CA 94607










Entire Report Reviewed By:



Chris Ward
Technical Service Representative

Results relate only to the items tested or calibrated and are reported as rounded values. This test report shall not be reproduced, except in full, without written approval of the laboratory. Where applicable, sampling conducted by ESC is performed per guidance provided in laboratory standard operating procedures: 060302, 060303, and 060304.



Cp: Cover Page	1	
Tc: Table of Contents	2	
Ss: Sample Summary	3	
Cn: Case Narrative	4	
Sr: Sample Results	5	
PG2-PBAS1-45 L986423-01	5	
Qc: Quality Control Summary	6	
Total Solids by Method 2540 G-2011	6	
Metals (ICP) by Method 6010B	7	
Gl: Glossary of Terms	8	
Al: Accreditations & Locations	9	
Sc: Sample Chain of Custody	10	

SAMPLE SUMMARY



PG2-PBAS1-45 L986423-01 Solid

Collected by Perth Silvers
 Collected date/time 04/05/18 12:40
 Received date/time 04/07/18 08:45

Method	Batch	Dilution	Preparation date/time	Analysis date/time	Analyst
Total Solids by Method 2540 G-2011	WG1099532	1	04/18/18 06:39	04/18/18 06:55	JD
Metals (ICP) by Method 6010B	WG1099459	1	04/17/18 18:51	04/18/18 04:04	CCE

¹ Cp

² Tc

³ Ss

⁴ Cn

⁵ Sr

⁶ Qc

⁷ Gl

⁸ Al

⁹ Sc



All sample aliquots were received at the correct temperature, in the proper containers, with the appropriate preservatives, and within method specified holding times, unless qualified or notated within the report. Where applicable, all MDL (LOD) and RDL (LOQ) values reported for environmental samples have been corrected for the dilution factor used in the analysis. All radiochemical sample results for solids are reported on a dry weight basis with the exception of tritium, carbon-14 and radon, unless wet weight was requested by the client. All Method and Batch Quality Control are within established criteria except where addressed in this case narrative, a non-conformance form or properly qualified within the sample results. By my digital signature below, I affirm to the best of my knowledge, all problems/anomalies observed by the laboratory as having the potential to affect the quality of the data have been identified by the laboratory, and no information or data have been knowingly withheld that would affect the quality of the data.

Chris Ward
Technical Service Representative

- ¹ Cp
- ² Tc
- ³ Ss
- ⁴ Cn
- ⁵ Sr
- ⁶ Qc
- ⁷ Gl
- ⁸ Al
- ⁹ Sc



Total Solids by Method 2540 G-2011

Analyte	Result	Qualifier	Dilution	Analysis date / time	Batch
Total Solids	84.7		1	04/18/2018 06:55	WG1099532

Metals (ICP) by Method 6010B

Analyte	Result (dry) mg/kg	Qualifier	MDL (dry) mg/kg	RDL (dry) mg/kg	Dilution	Analysis date / time	Batch
Arsenic	4.32		0.768	2.36	1	04/18/2018 04:04	WG1099459
Lead	9.15		0.224	0.591	1	04/18/2018 04:04	WG1099459

- 1 Cp
- 2 Tc
- 3 Ss
- 4 Cn
- 5 Sr
- 6 Qc
- 7 Gl
- 8 Al
- 9 Sc



Method Blank (MB)

(MB) R3303024-1 04/18/18 06:55

Analyte	MB Result	MB Qualifier	MB MDL	MB RDL
	%		%	%
Total Solids	0.000			

1 Cp

2 Tc

3 Ss

4 Cn

5 Sr

L986419-01 Original Sample (OS) • Duplicate (DUP)

(OS) L986419-01 04/18/18 06:55 • (DUP) R3303024-3 04/18/18 06:55

Analyte	Original Result	DUP Result	Dilution	DUP RPD	DUP Qualifier	DUP RPD Limits
	%	%		%		%
Total Solids	93.3	93.3	1	0.0586		5

6 Qc

Laboratory Control Sample (LCS)

(LCS) R3303024-2 04/18/18 06:55

Analyte	Spike Amount	LCS Result	LCS Rec.	Rec. Limits	LCS Qualifier
	%	%	%	%	
Total Solids	50.0	50.0	100	85.0-115	

7 Gl

8 Al

9 Sc



Method Blank (MB)

(MB) R3302633-1 04/18/18 03:22

Analyte	MB Result mg/kg	MB Qualifier	MB MDL mg/kg	MB RDL mg/kg
Arsenic	U		0.650	2.00
Lead	U		0.190	0.500

¹ Cp

² Tc

³ Ss

⁴ Cn

Laboratory Control Sample (LCS) • Laboratory Control Sample Duplicate (LCSD)

(LCS) R3302633-2 04/18/18 03:25 • (LCSD) R3302633-3 04/18/18 03:28

Analyte	Spike Amount mg/kg	LCS Result mg/kg	LCSD Result mg/kg	LCS Rec. %	LCSD Rec. %	Rec. Limits %	LCS Qualifier	LCSD Qualifier	RPD %	RPD Limits %
Arsenic	100	97.4	97.7	97.4	97.7	80.0-120			0.322	20
Lead	100	98.2	98.3	98.2	98.3	80.0-120			0.0569	20

⁵ Sr

⁶ Qc

L986319-01 Original Sample (OS) • Matrix Spike (MS) • Matrix Spike Duplicate (MSD)

(OS) L986319-01 04/18/18 03:31 • (MS) R3302633-6 04/18/18 03:41 • (MSD) R3302633-7 04/18/18 03:44

Analyte	Spike Amount (dry) mg/kg	Original Result (dry) mg/kg	MS Result (dry) mg/kg	MSD Result (dry) mg/kg	MS Rec. %	MSD Rec. %	Dilution	Rec. Limits %	MS Qualifier	MSD Qualifier	RPD %	RPD Limits %
Arsenic	109	39.7	148	147	99.8	98.8	1	75.0-125			0.723	20
Lead	109	1470	2130	2190	607	660	1	75.0-125	V	V	2.69	20

⁷ Gl

⁸ Al

⁹ Sc



Guide to Reading and Understanding Your Laboratory Report

The information below is designed to better explain the various terms used in your report of analytical results from the Laboratory. This is not intended as a comprehensive explanation, and if you have additional questions please contact your project representative.

Abbreviations and Definitions

(dry)	Results are reported based on the dry weight of the sample. [this will only be present on a dry report basis for soils].
MDL	Method Detection Limit.
MDL (dry)	Method Detection Limit.
RDL	Reported Detection Limit.
RDL (dry)	Reported Detection Limit.
Rec.	Recovery.
RPD	Relative Percent Difference.
SDG	Sample Delivery Group.
U	Not detected at the Reporting Limit (or MDL where applicable).
Analyte	The name of the particular compound or analysis performed. Some Analyses and Methods will have multiple analytes reported.
Dilution	If the sample matrix contains an interfering material, or if concentrations of analytes in the sample are higher than the highest limit of concentration that the laboratory can accurately report, the sample may be diluted for analysis. If a value different than 1 is used in this field, the result reported has already been corrected for this factor.
Limits	These are the target % recovery ranges or % difference value that the laboratory has historically determined as normal for the method and analyte being reported. Successful QC Sample analysis will target all analytes recovered or duplicated within these ranges.
Original Sample	The non-spiked sample in the prep batch used to determine the Relative Percent Difference (RPD) from a quality control sample. The Original Sample may not be included within the reported SDG.
Qualifier	This column provides a letter and/or number designation that corresponds to additional information concerning the result reported. If a Qualifier is present, a definition per Qualifier is provided within the Glossary and Definitions page and potentially a discussion of possible implications of the Qualifier in the Case Narrative if applicable.
Result	The actual analytical final result (corrected for any sample specific characteristics) reported for your sample. If there was no measurable result returned for a specific analyte, the result in this column may state "ND" (Not Detected) or "BDL" (Below Detectable Levels). The information in the results column should always be accompanied by either an MDL (Method Detection Limit) or RDL (Reporting Detection Limit) that defines the lowest value that the laboratory could detect or report for this analyte.
Case Narrative (Cn)	A brief discussion about the included sample results, including a discussion of any non-conformances to protocol observed either at sample receipt by the laboratory from the field or during the analytical process. If present, there will be a section in the Case Narrative to discuss the meaning of any data qualifiers used in the report.
Quality Control Summary (Qc)	This section of the report includes the results of the laboratory quality control analyses required by procedure or analytical methods to assist in evaluating the validity of the results reported for your samples. These analyses are not being performed on your samples typically, but on laboratory generated material.
Sample Chain of Custody (Sc)	This is the document created in the field when your samples were initially collected. This is used to verify the time and date of collection, the person collecting the samples, and the analyses that the laboratory is requested to perform. This chain of custody also documents all persons (excluding commercial shippers) that have had control or possession of the samples from the time of collection until delivery to the laboratory for analysis.
Sample Results (Sr)	This section of your report will provide the results of all testing performed on your samples. These results are provided by sample ID and are separated by the analyses performed on each sample. The header line of each analysis section for each sample will provide the name and method number for the analysis reported.
Sample Summary (Ss)	This section of the Analytical Report defines the specific analyses performed for each sample ID, including the dates and times of preparation and/or analysis.

- 1 Cp
- 2 Tc
- 3 Ss
- 4 Cn
- 5 Sr
- 6 Qc
- 7 Gl
- 8 Al
- 9 Sc

Qualifier Description

V	The sample concentration is too high to evaluate accurate spike recoveries.
---	---



ESC Lab Sciences is the only environmental laboratory accredited/certified to support your work nationwide from one location. One phone call, one point of contact, one laboratory. No other lab is as accessible or prepared to handle your needs throughout the country. Our capacity and capability from our single location laboratory is comparable to the collective totals of the network laboratories in our industry. The most significant benefit to our one location design is the design of our laboratory campus. The model is conducive to accelerated productivity, decreasing turn-around time, and preventing cross contamination, thus protecting sample integrity. Our focus on premium quality and prompt service allows us to be YOUR LAB OF CHOICE.

* Not all certifications held by the laboratory are applicable to the results reported in the attached report.
 * Accreditation is only applicable to the test methods specified on each scope of accreditation held by ESC Lab Sciences.

State Accreditations

Alabama	40660	Nebraska	NE-OS-15-05
Alaska	17-026	Nevada	TN-03-2002-34
Arizona	AZ0612	New Hampshire	2975
Arkansas	88-0469	New Jersey-NELAP	TN002
California	2932	New Mexico ¹	n/a
Colorado	TN00003	New York	11742
Connecticut	PH-0197	North Carolina	Env375
Florida	E87487	North Carolina ¹	DW21704
Georgia	NELAP	North Carolina ³	41
Georgia ¹	923	North Dakota	R-140
Idaho	TN00003	Ohio-VAP	CL0069
Illinois	200008	Oklahoma	9915
Indiana	C-TN-01	Oregon	TN200002
Iowa	364	Pennsylvania	68-02979
Kansas	E-10277	Rhode Island	LA000356
Kentucky ^{1,6}	90010	South Carolina	84004
Kentucky ²	16	South Dakota	n/a
Louisiana	AI30792	Tennessee ^{1,4}	2006
Louisiana ¹	LA180010	Texas	T 104704245-17-14
Maine	TN0002	Texas ⁵	LAB0152
Maryland	324	Utah	TN00003
Massachusetts	M-TN003	Vermont	VT2006
Michigan	9958	Virginia	460132
Minnesota	047-999-395	Washington	C847
Mississippi	TN00003	West Virginia	233
Missouri	340	Wisconsin	9980939910
Montana	CERT0086	Wyoming	A2LA

1
Cp

2
Tc

3
Ss

4
Cn

5
Sr

6
Qc

7
Gl

8
Al

9
Sc

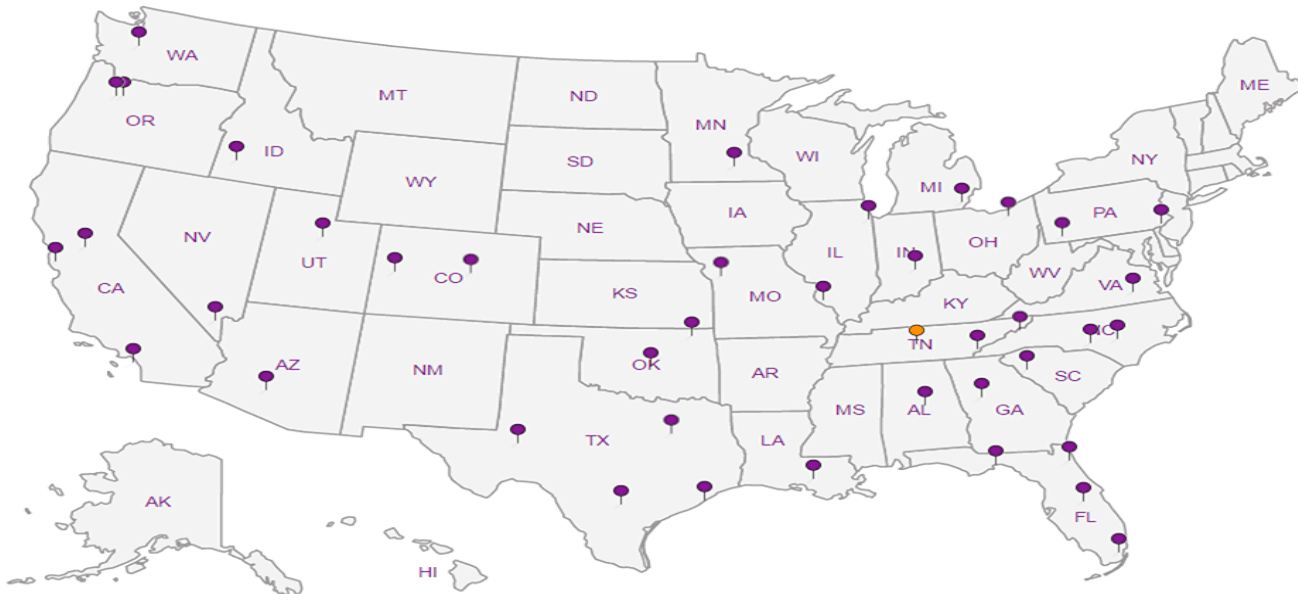
Third Party Federal Accreditations

A2LA – ISO 17025	1461.01	AIHA-LAP,LLC EMLAP	100789
A2LA – ISO 17025 ⁵	1461.02	DOD	1461.01
Canada	1461.01	USDA	P330-15-00234
EPA-Crypto	TN00003		

¹ Drinking Water ² Underground Storage Tanks ³ Aquatic Toxicity ⁴ Chemical/Microbiological ⁵ Mold ⁶ Wastewater n/a Accreditation not applicable

Our Locations

ESC Lab Sciences has sixty-four client support centers that provide sample pickup and/or the delivery of sampling supplies. If you would like assistance from one of our support offices, please contact our main office. ESC Lab Sciences performs all testing at our central laboratory.



SLR International Corporation - Oakland

110 11th Street, 2nd Floor
Oakland, CA 94607

Billing Information:
Attn: Accounts Payable
110 11th Street, 2nd Floor
Oakland, CA 94607

Report to: *Peeth Sives (SLR)*

Email To: *psives@slrconsulting.com*

Project Description: *Page 57. 2*

City/State Collected: *San Jose, CA*

Phone: *404-455-0758*

Client Project #

Lab Project #

Collected by (print): *Peeth Sives*

Site/Facility ID #

P.O. #

Collected by (signature): *Peeth Sives*

Rush? (Lab MUST Be Notified)

Quote #

Immediately Packed on ice: *N* *Y*

Same Day Five Day
 Next Day 5 Day (Rad Only)
 Two Day 10 Day (Rad Only)
 Three Day

Date Results Needed

No. of Cntrs

Sample ID	Comp/Grab	Matrix *	Depth	Date	Time	Pres Chk	Analysis / Container / Preservative	Chain of Custody
PB17-23		<i>SS</i>	2.5	<i>4/5/18</i>	1255			Chain of Custody Page <i>3</i> of <i>5</i> YOUR LAB OF CHOICE 12065 Lebanon Rd Mount Juliet, TN 37122 Phone: 615-758-5858 Phone: 800-767-5855 Fax: 615-758-5859 LR <i>984124 MS 4/18</i> A161 Acctnum: SLROCA Template: <i>986423</i> Prelogin: TSR: 110 - Brian Ford PB: Shipped Via: Remarks: Sample # (if any)
PB18-23			2.5		1254		X	
PB14-23			2.5		1250		X	
PB15-23			2.5		1248	X	X	
PB13-34			3.5		1245		X	
PBAS1-45			4.5		1240		X	
PBAS1-23			2.5		1230	X	X	
PB17-01			0.1		1225		X	
PB13-23			2.5		1220	X	X	
PB13-01			0.5		1215	X	X	

* Matrix:
SS - Soil AIR - Air F - Filter
GW - Groundwater B - Bioassay
WW - WasteWater
DW - Drinking Water
OT - Other

Remarks:

Samples returned via:
 UPS FedEx Courier

Tracking # *4196 3258 6618*

pH _____ Temp _____

Flow _____ Other _____

Sample Receipt Checklist
 CDC Seal Present/Intact: *Y* *N*
 CDC Signed/Accurate: *Y* *N*
 Bottles arrive intact: *Y* *N*
 Correct bottles used: *Y* *N*
 Sufficient volume sent: *Y* *N*
 If Applicable
 VOA Zero Headspace: *Y* *N*
 Preservation Correct/Checked: *Y* *N*

Relinquished by: (Signature) *Peeth Sives*

Date: *4/6/18* Time: *1700*

Received by: (Signature) *FEDEX*

Trip Blank Received: Yes/No
HCL/MeOH
TBR

Relinquished by: (Signature)

Date: Time:

Received by: (Signature)

Temp: *4.3°C* Bottles Received: *42*

Relinquished by: (Signature)

Date: Time:

Received for Lab by: (Signature) *John W. Young*

Date: *4/7/18* Time: *0845*

Hold: *4-050* Condition: *NCF / OK*

Arsonic
Petroleum
Lead
HOLD

46
17
19
21
22
23

Matt Shacklock

From: Brian Ford
Sent: Tuesday, April 17, 2018 2:37 PM
To: Login
Subject: RE: L984124 *SLROCA* log off hold

Update: there are two PBAS1-45 on the COC. Added the time collected.

Please log off hold label 4-050. PBAS1-45 at 1240 for ASICP, PBICP, and TS. Log as EX due 04/24.

Thanks,

✉ **Brian Ford**

Technical Service Representative

ESC Lab Sciences-a subsidiary of Pace Analytical

12065 Lebanon Road | Mt. Juliet, TN 37122

615.773.9772

bford@esclabsciences.com | www.esclabsciences.com

This E-mail and any attached files are confidential, and may be copyright protected. If you are not the addressee, any dissemination of this communication is strictly prohibited. If you have received this message in error, please contact the sender immediately and delete/destroy all information received.

From: Brian Ford
Sent: Tuesday, April 17, 2018 1:13 PM
To: Login; Brian Ford
Subject: L984124 *SLROCA* log off hold

Please log off hold label 4-050. PBAS1-45 for ASICP, PBICP, and TS. Log as EX due 04/24.

Thanks,

✉ **Brian Ford**

Technical Service Representative

ESC Lab Sciences-a subsidiary of Pace Analytical

12065 Lebanon Road | Mt. Juliet, TN 37122

615.773.9772

bford@esclabsciences.com | www.esclabsciences.com

This E-mail and any attached files are confidential, and may be copyright protected. If you are not the addressee, any dissemination of this communication is strictly prohibited. If you have received this message in error, please contact the sender immediately and delete/destroy all information received.