

Citywide Capital Improvement Program Semi-Annual Status Report

FY 2016-2017 Capital Projects

February 2017

CIP Snap Shot

- *198 Active Projects through Q2 of FY 16-17*
- *34 Projects completed through Q2 of FY 16-17*
- *46 projects awarded through Q2 of FY 16-17*
- *68 Projects under construction through Q2 of FY 16-17*



Table of Contents

<i>Section I: Program Overview</i>	1
<i>Section II: Citywide CSA Updates</i>	3
• Citywide CIP	3
• CSA Specific	5
 <i>Appendix 1 – Active Projects</i>	
 <i>Appendix 2 – Completed Projects</i>	
 <i>Appendix 3 – City Service Areas (CSA) and Capital Programs</i>	

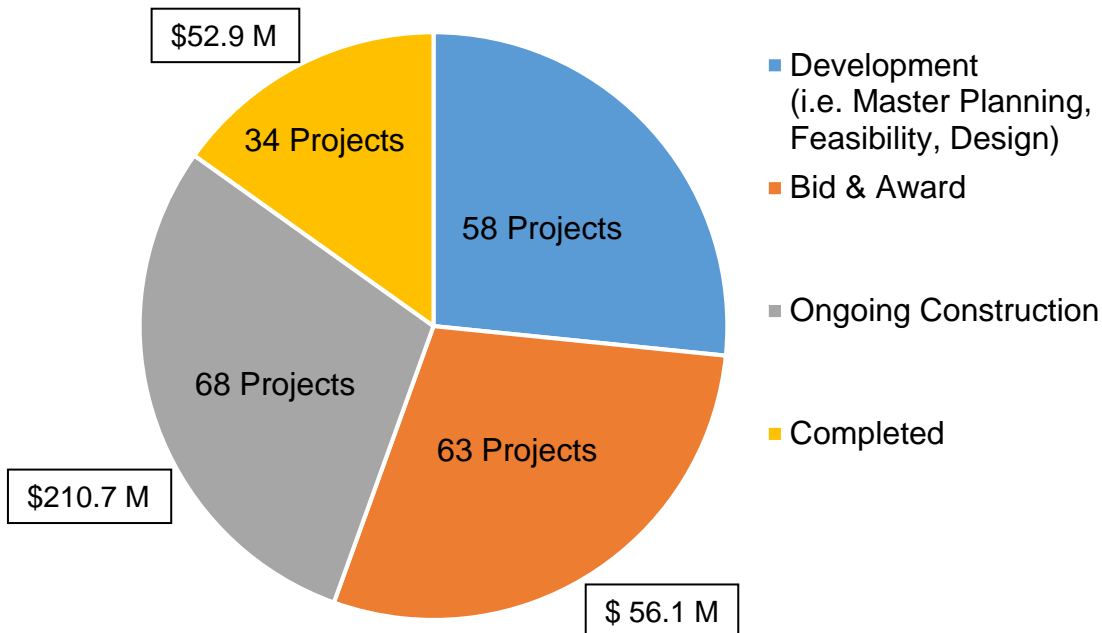
SECTION I PROGRAM OVERVIEW

The City of San José implements and manages a Capital Improvement Program (CIP) that was approved by the City Council as the **2016-2017 Adopted Capital Budget** and **2017-2021 Capital Improvement Program**. Projects are recommended for funding in the proposed CIP in consideration of approved budgets, policy guidelines, public safety and/or economic development urgency, approved master plans and external regulatory agencies. To facilitate program delivery across multiple departments, the City works within the City Service Areas (CSA) and Capital Programs identified in Appendix 3.

The 2016-2017 Adopted Capital Budget totaled \$878 million and includes significant investment in infrastructure improvements at the San José-Santa Clara Regional Wastewater Facility (RWF), as well as investment in rehabilitation of the sanitary sewer system, parks, cultural facilities and transportation systems.

From July 1, 2016 through December 31, 2016, the citywide capital program completed 34 projects valued at \$52.9 million with 63 construction contracts in the bid and award phase, of which 46 are awarded and valued at \$45.5 million. Additionally, there are 68 projects under construction valued at \$210.7 million and 58 projects in the feasibility and design phase, as detailed in Chart 1. As an initial forecast, the CIP is currently anticipating awarding 57 projects estimated at over \$137 million during the remainder of FY 16-17.

Chart 1: Capital Program Projects FY 2016-17 (Q1 & Q2)



REPORT OBJECTIVE AND CONTENTS

This Semi-Annual report is intended to provide a brief status update on the FY 2016-2017 CIP between July 2016 and December 2016. A complete analysis of the CIP occurs in the annual report that will be delivered in fall 2017. This report contains information on the CIP projects tracked through the [Capital Program Management System](#) (CPMS) database. For additional details on the complete CIP please review the [FY 2015-16 CIP Annual Report](#).

PROJECT UPDATES

Appendix 1 provides schedule information, current project phase and anticipated completion date for projects that are active in FY 16-17. Appendix 2 provides a list of the projects that achieved Beneficial Use and are considered substantially completed. Projects are sorted by City Service Area (CSA) and are listed alphabetically.

PROJECT BUDGET

Project specific budget information is included for FY 16-17 projects listed in Appendix 1 of this report. Budget figures provided reflect the baseline budget, current funding programmed, or construction contract award for that particular project in the City's CIP. Baseline budgets are usually set once the project scope is complete and a schedule has been determined.

CIP PERFORMANCE MEASURES

The Citywide Capital Improvement Program has a set of consistent and comprehensive performance measures along with targets and goals that have been established in four key areas: ***schedule, cost, quality, and customer satisfaction***. To date, the on-schedule performance is 79% (85% target) and the on-budget performance is at 87% (90% target). The Capital Performance Measurements of on-time, on-budget, quality, and customer satisfaction are tabulated and presented in a holistic manner in the annual Adopted Capital Budget document and more specifically in the Adopted Operating Budget.

SECTION II CITYWIDE CSA UPDATES

In this section some of the specific citywide and CSA updates are discussed.

CITYWIDE CIP

1. Management and Administration

- a. Bidding Environment – The capital program has steadily experienced a competitive bidding environment averaging between 1-5% under the engineer’s estimate since FY 2011-12. During the first half of FY 2016-17, bids are averaging 4.2% above the engineer’s estimate (Chart 3) although the typical fluctuation of high and low bids are seen from project to project as demonstrated in Chart 4.

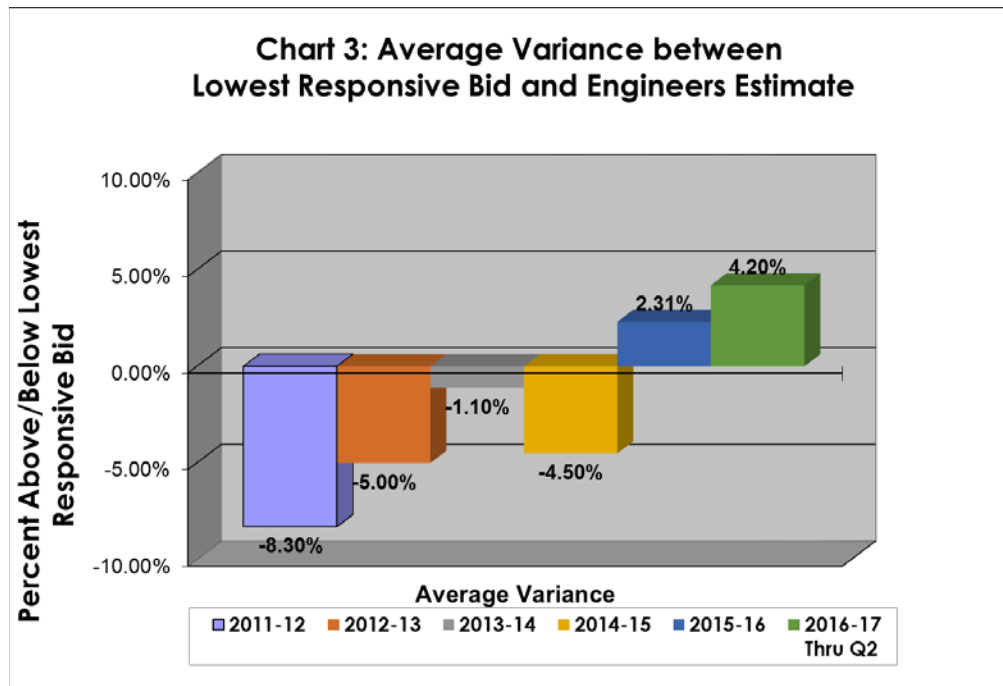
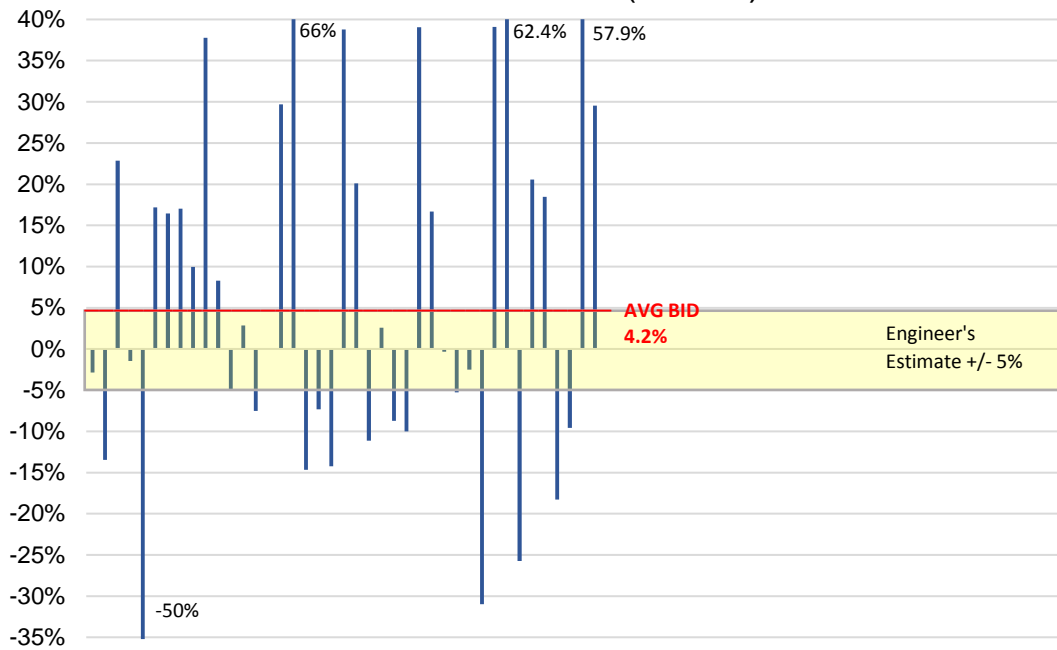


Chart 4: % Over/ Under Engineer's Estimate
 FY 2016-2017 (Q1-Q2)

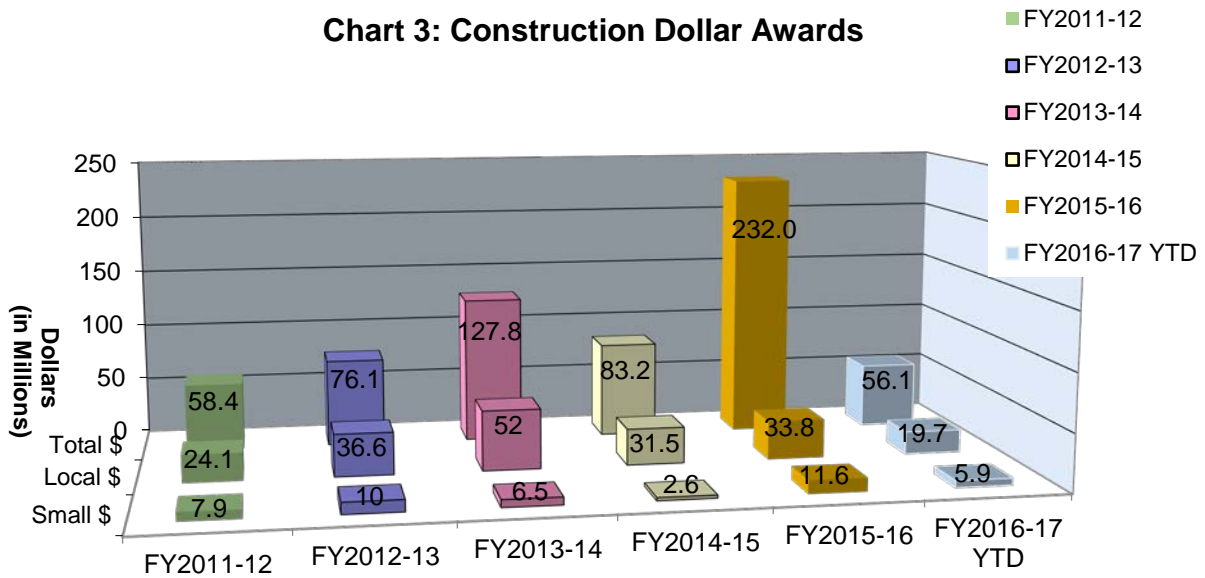


b. Project Manager Training - Public Works will be conducting a project manager training program in Quarter Q3/Q4 to further develop the workforce.

2. Local and Small Business Participation

The Public Works Department tracks local and small contractor participation for CIP construction contract awards each fiscal year. Between July 1 and December 31 there have been **46** CIP construction contract awards totaling \$45.5M. Local contractors were awarded **14** (\$19.7M) projects, of which **6** (\$5.9M) were also small businesses. In comparison, local and small business contract awards are tracking above our 5-year average. Chart 3 provides a comparison of dollars awarded for the current and previous four fiscal years.

Chart 3: Construction Dollar Awards



3. Deferred Maintenance / Infrastructure Backlog (DMIB)

All CIP Programs are continuing to assess their deferred maintenance infrastructure backlog. At present, the DMIB is approximately \$1.5 B as reported at the February 6, 2017 Transportation and Environment Committee.

CSA SPECIFIC

1. COMMUNITY AND ECONOMIC DEVELOPMENT CSA

Description: Community and Economic Development CSA projects include those projects implemented by the Office of Economic Development and, at this time, consist of all public art projects currently underway.

Currently, many public art projects are on-hold and the project list is identified in Appendix 1.

2. ENVIRONMENTAL AND UTILITY SERVICES CSA

Description: The Environmental and Utility Services CSA includes the sanitary sewer system, storm sewer system, water pollution control and water utility capital programs. This CSA’s primary focus is on construction, rehabilitation, modification and maintenance of these facilities.

1. Regional Wastewater Facility - During this period, the RWF CIP awarded a construction contract for the Plant Instrument Air System Upgrade project, continued construction on seven projects, with a construction total of \$146 million, including the Digester and Thickener Facilities Upgrade, Digester Gas Compressor Upgrade,

Emergency Diesel Generators, and Iron Salt Feed Station projects, and continued to advance 17 projects through various stages of feasibility/development and design.

Significant capital investment is planned to occur over the next five years, centering on digester rehabilitation, blowers, filters, clarifiers, and headworks improvements, and construction of new cogeneration and digested sludge dewatering facilities. More information regarding the RWF CIP can be found online -

<http://www.sanjoseca.gov/index.aspx?NID=1665>.

2. Sanitary Sewers - Continued effort has been focused on neighborhood sanitary sewer repair and rehabilitation to reduce sanitary sewer overflows. This effort includes investing in an on-going Sanitary Sewer Condition Assessment and Repair program where neighborhood sewers are cleaned, video inspected and programmed to be rehabilitated or replaced in a prioritized process. An on-going Cast Iron Pipe replacement and the Urgent Rehabilitation and Repair programs where old and problematic sewers can be replaced, repaired or rehabilitated to extend and prolong the serviceability of the system.

Construction is completed on a number of neighborhood sewer rehabilitation projects including Blairburry Way, Brandy Lane, Willis Avenue and Lincoln-Savaker. Two large trunk sewer projects were also completed along Stevens Creek Boulevard and the Monterey-Riverside Relief Sewer on Cottle Road in the Blossom Valley. In addition, the Sanitary Sewer Condition Assessment Program has analyzed approximately 50 percent of the City's collection system and is on track to complete the initial inspection of the collection system in the next 5 years.

3. Storm Sewers - The Storm Sewer collection system master plan is being developed with anticipated completion in 2017. The Storm Capital program continues to focus on improvement projects to address neighborhood ponding issues and capitalized maintenance projects to address aging pump stations as defined by the Department of Transportation. The Storm Capital program will establish an on-going Storm Sewer Condition Assessment program to clean, video inspect and repair or rehabilitate any storm pipes to reduce infiltration into these pipes.

A collaborative effort between Public Works and the Environmental Services Department continues to address the requirements of the Municipal Regional Stormwater Permit Provision C.10 that requires trash loads from separate storm sewer systems be reduced. To date, the City has constructed a total of 17 Large Trash Capture (LTC) devices at 15 different locations. This includes the LTC Phase 5 project which was completed during this reporting period. The Phase 4 and Phase 5LTC projects will both be in construction during the third and fourth quarters of this FY 16-17.

Storm Sewer projects currently under construction include neighborhood pipeline improvement projects on State Street in Alviso and on Magnolia Avenue in the Rose Garden; Park Avenue Green Streets Pilot Project in the Shasta-Hanchett

neighborhood and the rehabilitation of the Cahill Storm Pump Station on The Alameda.

3. NEIGHBORHOOD SERVICES CSA

Description: The Neighborhood Services CSA includes capital project development for parks, trails, libraries and community facilities.

1. Parks and Community Facilities Development (P&CFD) CIP Program - The 2017-2021 adopted P&CFD CIP budget totals \$316.3 million, with \$179.6 million allocated in 2016-2017. There are currently more than 200 major park improvement projects, each at various stages of funding and development. The department continues to advance work on new projects that will generate revenue such as the bond-funded ballfields, soccer facilities, and the BMX Bike Park. In addition, several projects will be constructed using grants or maintained using non-General Fund revenue. These include South 31st Street and Alum Rock Park, Cannery Park, Del Monte – Phase II, Iris Chang Park, Rincon South Park, Tamien Park and William Lewis Manly Park
2. Bond Program Progress - To date, 95 of 97 projects have been completed from the \$228 million Measure P Bond approved in 2000. Of the two remaining, the Arcadia Softball Complex bid documents will be available to 7 pre-qualified contractors on March 15. Bids will be opened on April 13.

4. PUBLIC SAFETY CSA

Description: The Public Safety CSA consists of Fire and Police capital projects, including projects funded through the Public Safety Bond Program approved by San José voters in March 2002.

1. Police Buildings - The remodel and outfitting of the Police Substation continues with significant work on the main electrical system planned for FY 2016-17. Staff is also working on completing the design-build specifications for a permanent replacement of the Police Communications Uninterrupted Power System (UPS) which is scheduled to be bid in spring 2017.
2. Fire Stations - Staff continues to plan for renovations at Fire Stations to address mold and plumbing problems. Fire Station 30 has been targeted for this work in the five year CIP. Funding for remediation at Fire Stations 4 & 13 are currently not programmed in the Adopted CIP but will be programmed into a future CIP when project scope details and funding are available. Fire Station 37 (Willow Glen), the final remaining project in the Public Safety Bond Program, remains on-hold pending the identification of additional funding.

5. STRATEGIC SUPPORT CSA

Description: The Strategic Support CSA implements projects at City Hall, city-owned facilities and, in alignment with the budget, investments in police buildings.

1. Green Technology Investment

- a. Solar - Solar installations at City facilities continues to be a priority in Public Works. As of February 2017, more than 5.1 megawatts of solar energy generation is operational across 31 City facilities. Another 1.3 megawatts at 7 City facilities began construction in April 2016, with construction completion expected in early 2017. Once complete, the solar energy generation will span over 38 City facilities and will generate a total of 6.4 megawatts of clean energy.
- b. Energy Efficiency - Staff continues to partner with OpTerra Energy Services (formerly Chevron Energy Solutions) as the City's Energy Services Company (ESCO). OpTerra anticipates the completion of 7 solar energy systems in early 2017. Additionally, OpTerra is completing the design work for HVAC system replacements at the Museum of Art and Shirakawa Community Center, with anticipated completion in mid-2017. Staff is also in the process of awarding a competitive proposal for the conversion of the remaining 40,000 streetlight units to LED lamps and adaptive controls. Finally, comprehensive energy audits have been completed for City Hall and the Animal Care Services facility, which staff has reviewed to identify energy efficiency opportunities for potential implementation while seeking funding opportunities (i.e. grants, rebates, other incentives).
- c. New Technology - New Technology continues to be evaluated for energy efficiency opportunities. A new solar energy power enhancing unit is currently being reviewed for a potential pilot project for one of the City owned solar photovoltaic systems.

6. TRANSPORTATION & AVIATION SERVICES CSA

Description: The Transportation and Aviation Services CSA is dedicated to the development and completion of surface and air transportation projects and centered on roads, trails and bicycling and pedestrian movement. Included in this CSA are the Traffic, Parking and Airport capital programs.

1. Traffic Capital Improvement Program (Traffic CIP)

- a. The Department of Transportation (DOT) successfully completed approximately 34 miles of street resurfacing and 44 miles of street sealing during the 2016 Pavement Maintenance Program. As part of the 2016 pavement work, DOT installed 26 miles of new on-street bikeways and enhanced (e.g. added buffer areas and/or green paint) 11 miles of existing on-street bikeways. The City now has 285 miles of on-street bikeways.

Construction is well underway on several local roadway and safety improvement projects, including Autumn Parkway Extension, Downing Avenue Pedestrian Improvements, Jackson Avenue Bicycle and Pedestrian Improvements, North First Street Bicycle Lane Safety Improvements, and Park Avenue Multimodal Streetscape Improvements.

2. Regional Projects

- a. Trails - Development of the City's Trail Network continues, with 3.5 miles of trails under construction along Coyote Creek, Thompson Creek, Penitencia Creek and Component Parkway. The Penitencia Creek Trail improvements from King Road to Berryessa BART station result from a collaborative agreement with the VTA and will be the only section of the Bay Area Ridge Trail to lead directly to a transit station. Improvements along Component Parkway result from a development condition upon a commercial office project.
- b. City staff remain engaged with the primary stakeholders in two of the City's most transformative "Megaprojects." Preliminary planning and alternatives analysis is currently underway for the California High Speed Rail project and the BART Phase II project is in the environmental public comment period.
- c. The Valley Transportation Authority, in coordination with the City, has made significant progress towards the completion of the Santa Clara-Alum Rock Bus Rapid Transit Project. Street and sidewalk improvements within the City's right-of-way are largely completed, and the VTA contractors are working to complete the median station, traffic signal, and streetlighting work.

3. Mineta San José International Airport

- a. Southeast Ramp Reconstruction - The Airport started a project to demolish and reconstruct 200,000 square feet of apron using new, full strength concrete capable of supporting large aircraft. Improvement of the apron area provides the airport with additional areas to facilitate the overnight parking of aircraft.
- b. Perimeter Security Technology Infrastructure - This project provides an additional layer of security coverage and enhancements to detection devices around the perimeter of the Airport.
- c. FIS Improvements - These projects are intended to improve the experience of arriving international passengers and their family and friends waiting to pick them up. The FIS Baggage System Upgrade project increases the capacity of the international baggage handling system by adding a second carousel and the FIS Curbside Improvements project encloses the public area of FIS building and adds customer friendly amenities.

APPENDIX 1 – ACTIVE PROJECTS

APPENDIX 2 – COMPLETED PROJECTS

FY 2016-2017

**Citywide Capital Improvement Project
City Service Areas**

Project Update Information for Appendices

Appendix 1 provides schedule information, current project phase and anticipated completion date for projects that are active in FY 16-17 through Quarter 2. The status of the projects shown in this report will be represented by one of the following five categories:

- **On Schedule:** Projects are determined to be on schedule if they are completed within two months of the committed completion date. Projects are also in this category if no previous schedule commitment existed, in which case a schedule is established with this report. This may include projects that had pending schedules at the time of the previous report. In addition, projects that have a working schedule are considered on time. Finally, schedules for public art projects that are adjusted in order to align with the implementation of their associated capital improvement projects are considered to be on schedule.
- **Extended:** Projects have extended schedules when the project is running more than two months behind the committed delivery date. Unless the project delivery team is able to make up the delay prior to project completion, these projects will track as extended schedule projects appropriately in the Adopted Capital Budget.
- **Reset:** Projects that have their schedule reset are those where committed schedules are no longer feasible as a result of significant changes in scope, bid protests or due to Council or Manager directed reprioritization. Schedule resets are not granted for delays within the control of the project team. Upon approval of this report, the schedules shown in Appendix 1 will reflect the new baseline schedule commitments.
- **Pending:** Projects that do not have schedules at the time of this report are noted as Pending. The schedules for these projects are uncertain due to incomplete scoping, community concerns, real estate or funding issues. New projects beginning activity in FY 16-17 that have not been fully scoped are shown as schedule pending. Projects whose schedules will be set at the time of award of the construction contract are noted as Pending. Projects with schedules pending are counted as active projects.
- **On-hold:** Project schedules that have been deferred and placed on-hold.

Project specific budget information is included for FY 16-17 projects listed in Appendix 1 of this report. Budget figures provided reflect the baseline budget, current funding programmed, or construction contract award for that particular project in the City's CIP. Baseline budget or current funding programmed includes all past, current and future fiscal years of funding. Baseline budgets are usually set once the project scope is complete and a schedule has been determined.

The baseline budget serves as a commitment for delivery and a reference point for measuring on-budget project delivery performance. At the latest, a project budget will be set at the time of award and until then will be identified as "TBD". Alternatively, with the increasing use of time-and-materials/on-call contracts as an alternate project delivery method, budget information for projects completed under these contracts will be listed as "TBD" and reflected in the on-call contract total only to avoid duplicative reporting.

It is important to note that the baseline budget for a project may not match the budget amount shown in the 2016-2017 Adopted Capital Budget and 2017-2021 CIP. A project may be sufficiently funded in the CIP yet exceed the committed baseline budget and, therefore, may not be considered on-budget for performance measurement purposes. Projects that have their baseline budgets reset are those where committed budget amounts are no longer feasible as a result of significant changes in scope. Budget resets are not granted for projects that simply exceed their established budget without an external influence.

Appendix 1 - Active CIP Projects

<i>Project ID</i>	<i>Project Name</i>	<i>Council District</i>	<i>Implem Dept</i>	<i>Baseline Budget</i>	<i>Project Phase</i>	<i>Scheduled Beneficial Use</i>	<i>Schedule Status (X = On Schedule)</i>
<i>Community and Economic Development</i>							
6579	Public Art - Fire Station No. 37	6	OEA	\$81,000	Public Art - NB	TBD	On Hold
6638	Public Art - Happy Hollow Sun Shades	CW	OEA	\$70,000	Public Art - NB	TBD	On Hold
6772	Public Art - Lake Cunningham	8	OEA	\$80,000	Public Art - NB	TBD	On Hold
6586	Public Art - Water Pollution Control Plant Interpretive Artworks	CW	OEA	\$170,000	Public Art - NB	TBD	On Hold
6578	Public Art - Water Pollution Control Plant Master Plan Artist	CW, 6	OEA	\$120,000	Public Art - NB	TBD	On Hold

Appendix 1 - Active CIP Projects

<i>Project ID</i>	<i>Project Name</i>	<i>Council District</i>	<i>Implem Dept</i>	<i>Baseline Budget</i>	<i>Project Phase</i>	<i>Scheduled Beneficial Use</i>	<i>Schedule Status (X = On Schedule)</i>
<i>Environmental and Utility Services</i>							
5512	30 inch Old Bayshore Sanitary Sewer Supplement	3	PW	\$4,331,817	Phase V - Construction	3/31/2017	X
7757	Advanced Facility Control and Meter Replacement	CW	ESD	TBD	Phase I - Project Feasibility	1/21/2021	Pending
8001	Aeration Tanks Rehabilitation	CW	ESD	TBD	Phase I - Project Feasibility	11/1/2023	Pending
6095	Alviso Storm Pump Station Project	4	PW	\$10,500,000	Phase III - Design	6/12/2018	X
7877	Alviso Storm Sewer Improvement B	4	PW	\$1,628,852	Phase V - Construction	4/28/2017	X
7700	Autumn St. Outfall 67F Rehabilitation	3	PW	\$650,000	Phase III - Design	10/12/2018	X
8073	Blower Improvements	CW	ESD	TBD	Phase III - Design	3/10/2020	Pending
7225	Brokaw III - Capitol Avenue Sanitary Sewer Improvement Project	4	PW	\$2,123,499	Phase V - Construction	1/19/2017	X
7796	Cadwallader Reservoir Rehabilitation	8	ESD	\$1,695,880	Phase V - Construction	3/6/2017	X
7410	Cahill Storm Pump Station Rehabilitation	3	PW	\$1,501,000	Phase V - Construction	2/28/2017	X
7488	Carmel and Arbor Drive Sanitary Sewer Replacement	2,6	PW	TBD	Phase III - Design	1/10/2018	TBD
8303	Cast Iron Replacement FY 16-17 Package I	2,5,7	PW	\$2,241,524	Phase IV - Bid/Award	9/9/2017	X
8354	Los Arboles Elementary School Storm Sewer Replacement Project	3,5	PW	TBD	Phase III - Design	10/6/2017	On-Hold
8383	Cast Iron Sewer Replacement FY 16-17 Package IV	CW	PW	TBD	Phase III - Design	3/7/2018	TBD
7756	Chynoweth Avenue Green Street Project	10	PW	\$2,683,589	Phase IV - Bid/Award	8/7/2017	X
7699	Citywide Outfall Rehabilitation	CW	PW	TBD	Phase III - Design	10/12/2018	TBD
8143	Citywide Outfall Rehabilitation FY2017-2018	CW	PW	TBD	Phase III - Design	10/5/2018	TBD
7418	Cogeneration Facility	CW	PW	\$106,803,000	Phase III - Design	3/29/2019	X
7192	Coleman Road Sanitary Sewer Improvement, Phase II	10	PW	\$2,500,000	Phase V - Construction	8/4/2017	X
7987	Construction-Enabling Improvements	CW	PW	\$4,641,528	Phase V - Construction	4/12/2017	X
7758	Digested Sludge Dewatering Facility	CW	ESD	TBD	Phase I - Project Feasibility	7/20/2022	Pending
7382	Digester and Thickener Facilities Upgrade	CW	ESD	\$148,781,000	Phase V - Construction	4/3/2020	X
7100	Digester Gas Compressor Upgrade	CW	ESD	\$15,288,000	Phase V - Construction	3/3/2017	Extended
7045	Distributed Control System Upgrade/Replacement	CW	ESD	\$2,500,000	Phase V - Construction	7/31/2017	X
8285	Downer Canoas Injection Station Tank Replacement	10	PW	\$372,096	Phase IV - Bid/Award	7/3/2017	X

Appendix 1 - Active CIP Projects

<i>Project ID</i>	<i>Project Name</i>	<i>Council District</i>	<i>Implem Dept</i>	<i>Baseline Budget</i>	<i>Project Phase</i>	<i>Scheduled Beneficial Use</i>	<i>Schedule Status (X = On Schedule)</i>
8228	Edenvale Reservoir Rehabilitation	2	ESD	\$1,100,000	Phase V - Construction	4/19/2017	X
7394	Emergency Diesel Generator Package 2A Project	CW	PW	\$20,141,000	Phase V - Construction	3/23/2017	X
7760	Facility-wide Water Systems Improvements	CW	PW	TBD	Phase I - Project Feasibility	1/24/2023	Pending
6970	Fiber Optic Connection	CW,4	PW	\$650,000	Phase V - Construction	2/15/2017	X
7448	Filter Rehabilitation	CW	ESD	TBD	Phase I - Project Feasibility	8/4/2022	Pending
4880	Fourth Street 84-inch Interceptor Phase VI-A Project	3	PW	TBD	Phase IV - Bid/Award	7/22/2019	x
8101	Headworks Critical Improvements	CW	ESD	TBD	Phase IV - Bid/Award	11/21/2017	Pending
7477	Headworks Improvements	CW	ESD	TBD	Phase I - Project Feasibility	5/10/2021	Pending
6717	Iron Salt Feed Station	CW	ESD	\$5,205,000	Phase V - Construction	9/17/2017	x
8245	Lagoons and Drying Beds Retirement	CW	ESD	TBD	Phase I - Project Feasibility	TBD	Pending
8149	Large Trash Capture Device Installation - Phase IV	6,10	PW	\$4,270,643	Phase V - Construction	6/27/2017	x
8150	Large Trash Capture Device Installation Project Phase V	3	PW	\$5,845,612	Phase IV - Bid/Award	7/1/2017	x
8151	Large Trash Capture Device Installation Project Phase VI	CW	PW	TBD	Phase I - Project Feasibility	7/1/2018	TBD
8254	Los Arboles Elementary School Storm Sewer Replacement Project	7	PW	TBD	Phase II - Property/Land	8/18/2017	TBD
7661	Magnolia Avenue Storm Drainage Improvements	6	PW	\$481,772	Phase V - Construction	12/19/2016	Extended
8357	Miscellaneous Sanitary Sewer Repairs (Package III)	3,4,6	PW	TBD	Phase III - Design	10/20/2017	X
8071	Miscellaneous Sanitary Sewer Repairs FY 2015-16 (Package II)	1,3,6,8,9,10	PW	\$1,127,261	Phase V - Construction	2/6/2017	X
8041	Miscellaneous Sanitary Sewer Siphon Replacement	9	PW	\$872,307	Phase IV - Bid/Award	5/8/2017	X
8039	Miscellaneous Sanitary Sewer VCP Repairs	2,3,5,7,9	PW	\$944,334	Phase V - Construction	1/11/2017	X
7701	New Headworks	CW	ESD	TBD	Phase I - Project Feasibility	10/3/2022	Pending
7731	Nitrification Clarifiers Rehabilitation	CW	ESD	TBD	Phase I - Project Feasibility	12/12/2022	Pending
8332	Nitrification Clarifiers Lighting Improvements	CW,4	ESD	TBD	Phase IV - Bid/Award	7/24/2017	X
7029	Nordale Pump Station Replacement	7	PW	\$2,998,562	Phase IV - Bid/Award	9/1/2017	X
7753	On-Call CCTV Inspection FY2014-2016	CW	PW	\$1,112,300	Phase V - Construction	3/10/2017	X
7745	Outfall Bridge and Levee Improvements	CW	PW	TBD	Phase I - Project Feasibility	TBD	Pending
7207	Park Avenue Green Street Pilot Project	6	PW	\$1,433,315	Phase V - Construction	4/20/2017	X

Appendix 1 - Active CIP Projects

<i>Project ID</i>	<i>Project Name</i>	<i>Council District</i>	<i>Implem Dept</i>	<i>Baseline Budget</i>	<i>Project Phase</i>	<i>Scheduled Beneficial Use</i>	<i>Schedule Status (X = On Schedule)</i>
7617	Plant Instrument Air System Upgrade	CW	ESD	\$2,848,000	Phase V - Construction	2/2/2018	X
8296	Public Works General Engineer Contract for Sewer Repairs 2016-2018 (Contract I)	CW	PW	\$1,330,000	Phase IV - Bid/Award	2/1/2019	X
8290	Public Works General Engineering Contract For Pipe Facilities 2017-2019	CW	PW	\$1,330,000	Phase IV - Bid/Award	4/26/2019	X
8290	Public Works General Engineering Contract For Pipe Facilities 2017-2019	CW	PW	\$1,330,000	Phase IV - Bid/Award	4/26/2019	X
7405	Public Works General Engineering Contract for Sewer Repairs 13-15 (Contract III)	CW	PW	\$1,330,000	Phase V - Construction	1/12/2017	X
8307	Public Works General Engineering Contract for Sewer Repairs 2016-2018 (Contract II)	CW	PW	\$1,330,000	Phase IV - Bid/Award	2/14/2019	X
7944	Regional Wastewater Facility - Support Building Improvements	CW, 4	PW	TBD	Phase I - Project Feasibility	TBD	Pending
8240	Remillard Ct, Atlanta Ave, and Canoas Garden Ave Sanitary Sewer Rehabilitation	3,6,7	PW	\$1,110,000	Phase V - Construction	3/3/2017	X
8276	Rio Hondo Dr, Norwood Ave, and Fleming Ave Sanitary Sewer Rehabilitation	5,8,10	PW	TBD	Phase III - Design	7/12/2017	X
6302	Rule 20B Underground District - Delmas/Park	3	PW	TBD	Phase III - Design	11/24/2017	X
8314	Sanitary Sewer Capacity Improvement 2016-2017	5,7,9	PW	TBD	Phase III - Design	2/5/2018	X
8066	Sanitary Sewer Condition Assessment 2015-2016 Bayshore II	1,4,5	PW	\$1,139,654	Phase V - Construction	1/31/2017	X
8136	Sanitary Sewer Condition Assessment 2015-2016 Forest Rosa I	1	PW	\$1,236,600	Phase V - Construction	7/13/2017	X
8056	Sanitary Sewer Condition Assessment 2015-2016 Julian-Sunol I	1,6	PW	\$1,113,412	Phase V - Construction	1/31/2017	X
8342	Sanitary Sewer Condition Assessment 2016-2017 Package I	1,3,6	PW	TBD	Phase III - Design		X
8356	Sanitary Sewer Condition Assessment 2016-2017 Package II	1,3,6,7,9	PW	TBD	Phase IV - Bid/Award	1/29/2018	X
8355	Sanitary Sewer Condition Assessment 2016-2017 Package III	6,7,9,10	PW	TBD	Phase III - Design	3/2/2018	X
8385	Sanitary Sewer Condition Assessment 2016-2017 Package IV	2,6,7,8,9,10	PW	TBD	Phase III - Design	5/10/2018	X
8349	Sanitary Sewer Condition Assessment 2016-2017 Package V	3,4,5,7,8	PW	TBD	Phase III - Design	10/7/2017	X
7428	Sanitary Sewer Condition Assessment Repairs (Package II)	6,7,9	PW	\$1,336,471	Phase IV - Bid/Award	7/14/2017	X
8341	Sanitary Sewer Repairs 2016-17 Package II	6	PW	TBD	Phase IV - Bid/Award	12/1/2017	X
8359	Sanitary Sewer Repairs 2016-17 Package III	CW,1,3,6,9	PW	\$2,251,342	Phase IV - Bid/Award	12/22/2017	X
8430	Sanitary Sewer Repairs 2016-17 Package IV	CW	PW	TBD	Phase III - Design	11/30/2017	X
8360	Sanitary Sewer Repairs 2016-17 Package V	2,3,4,5,6,8,10	PW	TBD	Phase III - Design	10/31/2017	X
8009	Sanitary Sewer Repairs and Rehabilitation FY2015-2016	CW,1,3,4,5,6,8,9,10	PW	\$1,971,724	Phase V - Construction	6/2/2017	X
7231	Spreckles Sanitary Sewer Force Main Supplement - Phase II	4	PW	\$4,038,907	Phase V - Construction	5/2/2017	X

Appendix 1 - Active CIP Projects

<i>Project ID</i>	<i>Project Name</i>	<i>Council District</i>	<i>Implem Dept</i>	<i>Baseline Budget</i>	<i>Project Phase</i>	<i>Scheduled Beneficial Use</i>	<i>Schedule Status (X = On Schedule)</i>
7570	Story Lane and Squeri Easement Sanitary Sewer Rehabilitation	5,7	PW	\$1,265,395	Phase V - Construction	2/3/2017	X
8301	Story Road and Remillard Court Storm Sewer Cross Connect	7	PW	\$883,245	Phase V - Construction	3/10/2017	X
7759	Switchgear S40/G3 Relay Upgrade	C	ESD	TBD	Phase I - Project Feasibility	7/22/2021	Pending
7487	Tennant Avenue Sanitary Sewer Replacement	2	PW	\$1,441,761	Phase V - Construction	4/28/2017	X
7216	TMR 1 - Trimble Road and Amberwood Lane Sanitary Sewer Improvement	4	PW	TBD	Phase III - Design	8/31/2018	X
7717	Trimble Road Siphon Improvement	4	PW	TBD	Phase III - Design	12/14/2017	On-Hold
8498	Tunnel Rehabilitation	CW	ESD	TBD	Phase I - Project Feasibility	TBD	Pending
6723	Williams Rd - Moorpark Ave Sanitary Sewer Improvement	1	PW	\$4,365,686	Phase V - Construction	6/13/2017	X
7471	Willow Street Sanitary Pump Station Rehabilitation	6	PW	TBD	Phase III - Design	10/16/2017	X
8142	Yard Piping and Road Improvements	CW	ESD	TBD	Phase I - Project Feasibility	TBD	Pending

Appendix 1 - Active CIP Projects

<i>Project ID</i>	<i>Project Name</i>	<i>Council District</i>	<i>Implem Dept</i>	<i>Baseline Budget</i>	<i>Project Phase</i>	<i>Scheduled Beneficial Use</i>	<i>Schedule Status (X = On Schedule)</i>
<i>Neighborhood Services</i>							
8135	31st and Alum Rock Park	5	PW	\$2,716,500	Phase V - Construction	4/28/2017	X
7673	Agnews Property Demolition	4	PW	TBD	Phase IV - Bid/Award	4/5/2019	X
7975	Alviso Park Lighting Upgrades	CW, 4	PW	TBD	Phase III - Design	10/6/2017	X
8074	Animal Care Center Fire Alarm Upgrade	7	PW	\$422,000	Phase IV - Bid/Award	5/12/2017	X
7620	Arcadia Softball Facility	8	PW	TBD	Phase III - Design	7/13/2018	X
7748	Backesto Park Improvements Project	3	PW	\$809,714	Phase IV - Bid/Award	8/21/2017	X
7267	Bramhall Bowling Green Renovation	6	PW	\$1,410,609	Phase IV - Bid/Award	8/7/2017	X
7855	Bramhall Restroom-Concession-Storage Building	6	PW	\$1,644,000	Phase V - Construction	3/29/2017	X
7986	Calabazas Park Community Center Feasibility Study	1	PW	TBD	Phase I - Project Feasibility	TBD	Pending
8461	Camden Community Center Landscape Mitigation	9	PW	TBD	Phase III - Design	8/30/2017	X
7892	Cataldi Park Renovation	4	PW	\$657,757	Phase V - Construction	1/20/2017	X
5263	CD4 Dog Park	4	PW	\$772,000	Phase I - Project Feasibility	4/11/2017	On-Hold
7417	City Facilities On-Call Mechanical Contract	CW	PW	TBD	Phase I - Project Feasibility	TBD	Pending
8379	City Hall Building HVAC and Fire Alarm Controls Upgrade Project	CW	PW	\$5,000,000	Phase III - Design	5/1/2018	X
7973	Columbus Park Sport Lighting Upgrades	CW,3	PW	TBD	Phase III - Design	11/10/20217	X
8062	Convention Center Exhibit Hall Lighting and Ceiling Upgrades	3	PW	\$21,329,399	Phase IV - Bid/Award	12/31/2017	X
8036	Del Monte Park Phase 2	6	PW	\$5,514,909	Phase IV - Bid/Award	12/4/2017	X
8038	Family Camp Garage Reconstruction	CW	PW	\$275,934	Phase IV - Bid/Award	5/8/2017	X
7576	Fowler Creek Picnic Area	8	PW	\$565,740	Phase IV - Bid/Award	6/9/2017	X
8067	Happy Hollow Park & Zoo Entry Plaza Shade Structure	CW,7	PW	\$100,000	Phase V - Construction	2/14/2017	X
7541	Iris Chang Park	4	PW	\$2,714,000	Phase V - Construction	11/23/2018	X
7187	Lake Cunningham Bike Park	CW,8	PW	\$3,200,000	Phase V - Construction	12/24/2016	Extended
8043	Municipal Rose Garden Improvements	CW,6	PW	TBD	Phase IV - Bid/Award	5/8/2017	X
8116	Newbury Park Design	5	PW	\$185,000	Phase I - Project Feasibility	TBD	Pending
7476	Parks, Recreation & Neighborhood Services On-Call Contract Facilities and Parks	CW	PW	\$1,000,000	Phase V - Construction	12/31/2016	X
7555	Plata Arroyo Park Renovation	5	PW	\$1,049,560	Phase V - Construction	4/13/2017	X
8037	River Glen Neighborhood Center Replacement	6	PW	\$583,489	Phase V - Construction	12/5/2016	X
7974	Roosevelt Park Lighting Upgrades	3	PW	TBD	Phase III - Design	9/29/2017	X
7534	Silver Leaf Park Play Area Renovation 2014-15	2	PW	\$815,000	Phase IV - Bid/Award	8/1/2017	X

Appendix 1 - Active CIP Projects

<i>Project ID</i>	<i>Project Name</i>	<i>Council District</i>	<i>Implem Dept</i>	<i>Baseline Budget</i>	<i>Project Phase</i>	<i>Scheduled Beneficial Use</i>	<i>Schedule Status (X = On Schedule)</i>
7909	Southside Community Center Restroom Enhancements	2	PW	TBD	Phase III - Design	TBD	Pending
7258	Tamien Park - Phase I	3	PW	\$4,330,000	Phase V - Construction	3/22/2017	X
6315	TRAIL: Coyote Creek (Hwy 237 Bikeway to Tasman)	4	PW	\$1,292,000	Phase V - Construction	1/31/2017	X
6324	TRAIL: Coyote Creek (Hwy 280 to Story Rd.)	7	PW	\$2,500,000	Phase III - Design	1/19/2018	X
6922	TRAIL: Guadalupe River (Chynoweth Pedestrian Bridge) Study	9	PW	\$100,000	Phase I - Project Feasibility	3/14/2017	X
7754	TRAIL: Guadalupe River Trail Master Plan (Virginia St to Chynoweth Ave)	9,10	PW	\$500,000	Phase I - Project Feasibility	3/21/2017	X
8104	TRAIL: North San Jose Levee Ramp Study	4	PW	\$50,000	Phase I - Project Feasibility	TBD	Pending
7525	TRAIL: Thompson Creek (Quimby to Aborn) - 95% PSE	8	PW	\$700,000	Phase III - Design	TBD	Pending
6325	TRAIL: Thompson Creek (Tully to Quimby) Construction	8	PW	\$1,186,217	Phase V - Construction	1/20/2017	X
7715	TRAIL: Three Creeks (Lonus Street to Minnesota Avenue)	6	PW	\$3,505,000	Phase IV - Bid/Award	2/8/2018	X
8202	Vietnamese Heritage Garden Rehabilitation	7	PW	\$713,800	Phase V - Construction	1/23/2017	X
7538	Watson Park Renovations	3	PW	\$1,300,000	Phase III - Design	2/9/2018	X
7274	Willow Glen Community Center Improvements	6	PW	\$950,000	Phase IV - Bid/Award	6/22/2017	X

Appendix 1 - Active CIP Projects

<i>Project ID</i>	<i>Project Name</i>	<i>Council District</i>	<i>Implem Dept</i>	<i>Baseline Budget</i>	<i>Project Phase</i>	<i>Scheduled Beneficial Use</i>	<i>Schedule Status (X = On Schedule)</i>
<i>Public Safety</i>							
6914	PAC UPS System Upgrade - Phase II	CW,3	PW	\$3,720,000	Phase III - Design	1/12/2018	X
7338	PAC Fire Alarm System Replacement - 7338	3	PW	\$1,061,066	Phase IV - Bid/Award	10/27/2017	X
7452	Police and Communication Building (PAC) Electrical Systems Upgrade	3	PW	\$1,265,817	Phase IV - Bid/Award	6/23/2017	X
8004	Police E-Lot Security Fencing and Lighting	CW	PW	TBD	Phase III - Design	9/4/2017	On-Hold
8321	Sebastian Borello Dr Street Light Improvement	8	PW	\$160,000	Phase IV - Bid/Award	6/19/2017	X

Appendix 1 - Active CIP Projects

<i>Project ID</i>	<i>Project Name</i>	<i>Council District</i>	<i>Implem Dept</i>	<i>Baseline Budget</i>	<i>Project Phase</i>	<i>Scheduled Beneficial Use</i>	<i>Schedule Status (X = On Schedule)</i>
<i>Strategic Support</i>							
8031	City Hall Fence and Gate at Wing South	CW	PW	\$134,196	Phase V - Construction	12/5/2016	X
8075	City Hall First Floor Employee Break Room and Restrooms	CW,3	PW	\$570,000	Phase V - Construction	12/27/2016	X
7664	Civic Auditorium Air Conditioning	3	PW	\$6,370,000	Phase IV - Bid/Award	7/28/2017	X
7741	Eagle Rock Radio Tower Replacement	CW	PW	\$150,000	Phase V - Construction	TBD	On-Hold
8304	Happy Hollow Zoo Alligator House	CW,7	PW	TBD	Phase III - Design	10/31/2017	X
7976	Police Athletic League Electrical Switchgear Replacement	7	PW	TBD	Phase III - Design	TBD	X

Appendix 1 - Active CIP Projects

<i>Project ID</i>	<i>Project Name</i>	<i>Council District</i>	<i>Implem Dept</i>	<i>Baseline Budget</i>	<i>Project Phase</i>	<i>Scheduled Beneficial Use</i>	<i>Schedule Status (X = On Schedule)</i>
<i>Transportation and Aviation Services</i>							
7710	2015 General Engineering Contract for Transportation Projects	CW	DOT	\$1,500,000	Phase V - Construction	5/11/2018	X
8083	2016 Arterial Resurfacing Project	1, 2, 3, 6, 9, 10	DOT	\$17,800,000	Phase V - Construction	6/30/2017	X
8423	2017 ADA Ramps and Concrete Repair Project	CW	PW	\$2,600,000	Phase IV - Bid/Award	TBD	X
8450	2017 General Engineering Construction for Transportation Projects	1,2,3,4,5,6,7,8,9,10	DOT	\$305,800	Phase I - Project Feasibility	TBD	Pending
8380	2017 Remove and Replace Asphalt Concrete Pavement Project	1	DOT	\$4,700,000	Phase IV - Bid/Award	TBD	Pending
7847	3rd Street Garage New Lighting Emergency Power System	3	PW	\$707,042	Phase IV - Bid/Award	7/31/2017	X
7177	Autumn Parkway Extension - Phase 1C	3	PW	\$5,428,000	Phase V - Construction	3/17/2017	X
7647	Citywide City Facilities Service Conversions 2015-16	CW	PW	\$550,441	Phase V - Construction	1/20/2017	X
7185	Downing Ave Pedestrian Improvements Project	6	PW	\$719,392	Phase V - Construction	12/12/2016	X
7213	Downtown Dynamic Message Signs Replacement - Phase 2	3	PW	\$1,150,000	Phase III - Design	8/10/2018	X
8163	Dynamic Entry Sign for Norman Y. Mineta San Jose International Airport	3	PW	\$422,682	Phase V - Construction	2/7/2017	X
7153	Five Wounds/Brookwood Terrace CDBG Pedestrian Improvements	3	PW	\$716,835	Phase V - Construction	1/9/2017	X
7630	Jackson Avenue Bicycle and Pedestrian Improvements	5	PW	\$1,989,414	Phase V - Construction	5/25/2017	X
7874	LED Streetlight Conversion Group 1 - CDI 13-009	3,5,6,7	DOT	\$140,000	Phase V - Construction	5/17/2017	X
8288	Mineta San Jose International Airport - Jetbridges at Gate 29 and Gate 30	CW	AIR	\$10,000,000	Phase III - Design	6/30/2017	X
7636	Mineta San Jose International Airport - North Cargo Switchgear & Generator Relocation	CW	AIR	\$2,052,468	Phase V - Construction	4/21/2017	X
8100	Mineta San Jose International Airport - Southeast Apron Reconstruction	CW	AIR	\$9,000,000	Phase V - Construction	6/9/2017	X
8255	Mineta San Jose International Airport - Terminal B Exit Lane Technology	CW,3	AIR	\$1,849,823	Phase IV - Bid/Award	4/30/2017	X
8231	Mineta San Jose International Airport - Terminal Roadway Safety Improvements	CW	AIR	\$2,486,476	Phase V - Construction	4/14/2017	X
8323	Norman Y. Mineta San Jose International Airport - Fencing Contract 16-17	CW	AIR	\$500,000	Phase IV - Bid/Award	TBD	Pending
8324	Norman Y. Mineta San Jose International Airport - Electrical Contract 16-17	CW	AIR	\$980,000	Phase IV - Bid/Award	TBD	Pending
8325	Norman Y. Mineta San Jose International Airport - Signage contract 16/17	CW	AIR	\$86,000	Phase V - Construction	TBD	X

Appendix 1 - Active CIP Projects

<i>Project ID</i>	<i>Project Name</i>	<i>Council District</i>	<i>Implem Dept</i>	<i>Baseline Budget</i>	<i>Project Phase</i>	<i>Scheduled Beneficial Use</i>	<i>Schedule Status (X = On Schedule)</i>
8173	Norman Y. Mineta San Jose International Airport Perimeter Security Technology	CW	AIR	\$11,246,131	Phase V - Construction	5/30/2017	X
8247	Norman Y. Mineta San Jose International Airport Police Dept Building Replacement	CW	AIR	\$621,176	Phase V - Construction	4/18/2017	X
8248	Norman Y. Mineta San Jose International Airport Southeast Area IT Infrastructure	CW	AIR	\$638,723	Phase V - Construction	3/23/2017	X
7722	North First Street Bicycle Lane Safety Improvements	4	DOT	\$1,005,000	Phase V - Construction	10/31/2016	Extended
7780	Ocala Ave Bike and Ped Improvements	5,8	PW	TBD	Phase III - Design	8/11/2017	X
7015	Park Avenue Multimodal Streetscape Improvements	6	PW	\$4,863,686	Phase V - Construction	3/23/2017	X
7013	Safe Pathways to Diridon Station	6	PW	TBD	Phase III - Design	TBD	Pending
8225	San Jose Airport Federal Inspection Services Improvements	CW,3	PW	\$4,799,000	Phase V - Construction	4/30/2017	X
8078	San Jose International Airport FIS Baggage Claim BHS Expansion - Baggage Handling	3	AIR	TBD	Phase V - Construction	4/30/2017	X
7653	St John Bikeway & Pedestrian	3	PW	\$2,533,433	Phase V - Construction	6/26/2017	X
7652	St John Multimodal	3	PW	\$2,724,698	Phase V - Construction	6/26/2017	X
7651	The Alameda - A Plan for the Beautiful Way Phase 2	6	PW	\$5,329,000	Phase III - Design	12/22/2017	X
7633	Traffic Signal Installation at Bascom Ave and Pamlar Ave	6	PW	TBD	Phase III - Design	11/13/2017	X
7846	Traffic Signal Installation at Henry Ave. & Stevens Creek Blvd.	1	PW	TBD	Phase III - Design	11/30/2017	X
7628	Traffic Signal Modification at Guadalupe Parkway (SR87) and Taylor Street	3	PW	TBD	Phase III - Design	12/22/2017	X
7634	Traffic Signal Modification at Monroe Street and Moorpark Avenue	1	PW	TBD	Phase IV - Bid/Award	4/14/2017	X
7631	Traffic Signal Unit 2014B (Everglade/King, Story/Sunset)	5	PW	\$1,963,220	Phase V - Construction	5/17/2017	X

Appendix 2 - Completed CIP Projects

<i>Project ID</i>	<i>Project Name</i>	<i>Council District</i>	<i>City Service Area</i>	<i>Beneficial Use Date</i>
<i>Community and Economic Development</i>				
None Reported				

Appendix 2 - Completed CIP Projects

<i>Project ID</i>	<i>Project Name</i>	<i>Council District</i>	<i>City Service Area</i>	<i>Beneficial Use Date</i>
<i>Environmental and Utility Services</i>				
8008	Blairburry Way Sanitary Sewer Replacement	10	Envr & Utility Services	12/20/2016
7562	Brandy Lane Sanitary Sewer Rehabilitation	4	Envr & Utility Services	7/20/2016
8003	Cast Iron Replacement FY 2015-2016 (Package I)	2,3,5,6,7,9	Envr & Utility Services	10/3/2016
6008	Fourth Major Interceptor Rehab Phase IIB	4	Envr & Utility Services	11/30/2016
7381	JLS11/13 Lincoln-Savaker Sanitary Sewer Improvement	6	Envr & Utility Services	12/16/2016
6736	Large Trash Capture Device Installation Project Phase III	2, 7	Envr & Utility Services	12/16/2016
6725	Monterey-Riverside Relief Sanitary Sewer	2	Envr & Utility Services	4/29/2016
8234	Natural Gas Meters Installation	CW,4	Envr & Utility Services	10/21/2016
7946	Process Water Pumps Replacement	CW,4	Envr & Utility Services	11/8/2016
7660	Public Works General Engineering Contract For Underground Pipe Facilities 2014-2016	CW	Envr & Utility Services	11/30/2016
8085	Reservoir Staircase and Railing Installation	8	Envr & Utility Services	12/9/2016
7926	Sanitary Sewer Condition Assessment 2014-2015 Bayshore I	3,4,5	Envr & Utility Services	7/1/2016
7927	Sanitary Sewer Condition Assessment 2014-2015 Central Areas 2	3,6,7	Envr & Utility Services	7/22/2016
6728	Stevens Creek Boulevard Sanitary Sewer Improvement	1	Envr & Utility Services	7/29/2016
7071	Willis Avenue Sanitary Sewer Replacement	3	Envr & Utility Services	7/29/2016

Appendix 2 - Completed CIP Projects

<i>Project ID</i>	<i>Project Name</i>	<i>Council District</i>	<i>City Service Area</i>	<i>Beneficial Use Date</i>
<i>Neighborhood Services</i>				
7441	McLaughlin Park Renovation	7	Neighborhood Services	8/30/2016
7530	Shady Oaks Park Enhancements Project	2	Neighborhood Services	12/7/2016
7563	Shirakawa Center Improvements	7	Neighborhood Services	12/6/2016
6955	Trail: Penitencia Creek Reach 1 (Nobel Ave - Dorel Dr) Const	4	Neighborhood Services	12/21/2016

Appendix 2 - Completed CIP Projects

<i>Project ID</i>	<i>Project Name</i>	<i>Council District</i>	<i>City Service Area</i>	<i>Beneficial Use Date</i>
<i>Strategic Support</i>				
7454	PAC Building Redundant Power System Design	CW	Strategic Support	12/30/2016

Appendix 2 - Completed CIP Projects

<i>Project ID</i>	<i>Project Name</i>	<i>Council District</i>	<i>City Service Area</i>	<i>Beneficial Use Date</i>
<i>Transportation and Aviation Services</i>				
8277	2016 Minor ADA Accessibility Ramps Project	CW	Transp & Aviation Services	8/21/2014
7674	Downtown Dynamic Message Signs Replacement - Phase 1	3	Transp & Aviation Services	9/2/2016
7734	San Carlos Street Basement Repair	3	Transp & Aviation Services	7/29/2016
7632	Traffic Signal Unit 2014C (King/Virginia, Hyland/White)	5	Transp & Aviation Services	12/6/2016

APPENDIX 3

CITY SERVICE AREAS AND CAPITAL PROGRAMS

City Service Areas (CSA)

- Community and Economic Development
- Environmental and Utility Services
- Public Safety
- Neighborhood Services
- Transportation and Aviation Services
- Strategic Support*

Capital Programs

- Airport
- Communications
- Developer Assisted
- Library
- Municipal Improvements
- Parking
- Parks and Community Facilities Development
- Public Safety
- Sanitary Sewer
- Service Yards
- Storm Sewer
- Traffic
- Water Pollution Control Plant
- Water Utility System

* Supports the organization infrastructure to deliver projects within CSAs.