

# CITY OF SAN JOSE

## 2018-2019 ADOPTED CAPITAL BUDGET

### SAN JOSE AT A GLANCE

#### STRATEGIC LOCATION

Situated between the Diablo and Santa Cruz mountain ranges, San José encompasses approximately 181 square miles at the southern tip of the San Francisco Bay. San José's central location between San Francisco to the north and Monterey/Carmel to the south makes the "Capital of Silicon Valley" a gateway to adventures throughout California.



With a population of one million, San José is the 10th largest city in the nation.<sup>1</sup> Over 1 million people reside in Santa Clara County, of which San José is the county seat.

#### HISTORY

In November 1777, El Pueblo San José de Guadalupe became the first civil settlement in California. The settlement was mostly occupied by the Ohlone Indians along the Guadalupe River and Spanish settlers. At that time, San José was a farming community cultivating a number of different crops, which served the military communities in San Francisco and Monterey. In 1850, San José became the first capital of California, but this honor remained for only two years due to flooding in downtown and the lack of hotel capacity. Furthering San José's difficulties, the city was plagued with floods, earthquakes, and fires in the early 1900s. However, over the next century, San José experienced one of the most significant economic changes in California history, transforming from an agricultural community to what is known today as the "Capital of Silicon Valley."

#### QUALITY OF LIFE

San José's quality of life is unsurpassed. With an average of 300 days of sunshine per year and temperature averages varying from 50 degrees in January to 70 degrees in July, those living and working in San José can enjoy the city's many attractions, cultural and performing arts, sports and recreation opportunities, and year-round festivals and celebrations. San José has received accolades from The Milken Institute, Forbes, The Atlantic, and other national media as the place to live and do business.

#### DIVERSITY

Diversity is a hallmark of San José; a city proud of the cultural and ethnic diversity of its population and workforce and the rich cultural identity of its many neighborhoods. City residents speak more than 50 different languages. A full 40% of San Jose residents were born in a country outside the US, including 52% of adult residents over the age of 25. Japantown is a popular tourist stop and a cornerstone neighborhood



<sup>1</sup> State of California, Department of Finance, E-1 Population Estimates for Cities, Counties and the State with Annual Percentage Change – January 1, 2017 and 2018. (Released May 2018)

# CITY OF SAN JOSE

## 2018-2019 ADOPTED CAPITAL BUDGET

### SAN JOSE AT A GLANCE

#### DIVERSITY

full of tradition. Little Saigon is a haven of Vietnamese-owned and operated businesses where customers and tourists can experience unique shopping experiences and diverse restaurants. Biblioteca Latinoamericana, one of the City's innovative library branches, boasts one of the largest collections of Spanish language materials in northern California. The city hosts many cultural festivals and numerous ethnic chambers of commerce are active in the community. According to the 2016 American Community Survey, San José residents are 34% Asian, 33% Hispanic, 27% White, 3% African American, and 3% other.

#### EDUCATION

Sixteen public school districts and an estimated 300 private and parochial schools provide families with a range of educational choices. Innovative programs in local school districts include a nationally acclaimed performing arts magnet and concentrations in aerospace, international studies, math and science, and radio and television.



Higher education facilities in and around San José are distinguished. San José State University (SJSU) is California's oldest public university, founded in 1857. It offers strong programs in business, information technology, journalism, mass communications, and engineering, with SJSU graduating twice as many engineers annually as any nearby university. In addition, the collaboration between SJSU and the City of San José to construct and operate the Dr. Martin Luther King, Jr. Library (King Library), the first joint City/University library, earned the prestigious national title of

Gale/Library Journal 2004 Library of the Year. The King Library also received the National Medal for Museum and Library Service from the Institute of Museum and Library Services in 2011.

Area colleges include Santa Clara University, the State's oldest institution of higher private education, founded in 1851. Other excellent nearby universities include Stanford University, University of California at Berkeley, University of California at San Francisco, and University of California at Santa Cruz.

Seven community colleges serve the County of Santa Clara, offering a variety of two-year programs and work-ready certificate programs. Community-based programs like Metropolitan Education District and the Center for Employment Training fill the need for basic skills and job training.

#### ECONOMIC DIVERSITY

Perhaps more important than rankings and statistics, the term "Capital of Silicon Valley" describes not only a city and geographic region, but also a culture, an entrepreneurial energy, a spirit of innovation, and a symbol of opportunity. While San José and the greater Silicon Valley are largely associated with the technology industry, the city's business profile is diverse and healthy. San José is home to approximately 58,000 businesses employing a total of 402,000 workers in sectors ranging from advanced manufacturing to healthcare to software. Commercial, retail, industrial, professional, and service businesses all thrive in San José.

# CITY OF SAN JOSE 2018-2019 ADOPTED CAPITAL BUDGET

## SAN JOSE AT A GLANCE

### INTERNATIONAL

On the international front, San José attracts significant foreign investment from throughout the globe, particularly in information technology industrial sectors. San José is also a leading city in exporting goods and services. To expand international economic ties, the City maintains Economic Partnership Agreements with key international cities and regions that complement San José's economic profile in technological innovation and entrepreneurship. The City's Office of Economic Development also administers the region's Foreign Trade Zone, which allows manufacturing companies like Tesla, Lam Research, and Space Systems Loral to import parts used in manufacturing advanced technologies with reduced or delayed tariff assessment.

### TOURISM

Residents and visitors enjoy the city's many attractions year-round: museums, parks, sports, multicultural festivals, theme parks, shopping, and, of course, great hotels and restaurants. Attractions include the Tech Museum of Innovation, San José Museum of Art, Raging Waters, Happy Hollow Park & Zoo, Japanese Friendship Garden, Winchester Mystery House, and Children's Discovery Museum of San José.

### SPORTS

Several professional sports teams call San José home: the Sharks, National Hockey League; the Earthquakes, Major League Soccer; the Barracuda, Minor League Hockey; and the Giants, Minor League Baseball. The city also has a state-of-the-art community ice center, golf courses, and parklands, including 60 miles of beautiful walking and biking trails.



### TRANSPORTATION

San José/Silicon Valley has the following mass transportation options:

- The Norman Y. Mineta San José International Airport, located within minutes of downtown, serves an estimated 13.5 million passengers annually, with 16 major passenger airlines operating service to 42 domestic and ten international destinations.
- The Santa Clara Valley Transportation Authority (VTA) carried a total of 38.2 million passenger trips in 2017 on its bus and light rail system.
- Caltrain, a commuter rail service with 32 stations, runs from Gilroy through San José and north to San Francisco, with an average weekday ridership of 62,000 (2017). Caltrain operates 92 weekday trains, including 22 Baby Bullet express route trains that travel from San José to San Francisco in less than an hour. Electrification of the Caltrain system is under construction, with electric trains anticipated to be in service in 2022.
- Bay Area Rapid Transit (BART) and California High-Speed Rail both have planned routes to San José. In April 2012, construction began on phase one of the BART Silicon Valley Extension. Construction activities are complete. VTA and BART have begun the system testing phase which is expected to conclude by the end of 2018. Passenger service is expected to begin the first quarter of 2019.

# CITY OF SAN JOSE

## 2018-2019 ADOPTED CAPITAL BUDGET

---

### SAN JOSE AT A GLANCE

#### BASIC CITY FACTS

**FOUNDED:** 1777; California’s first civilian settlement  
**INCORPORATED:** March 27, 1850; California’s first incorporated City, and site of the first State capital

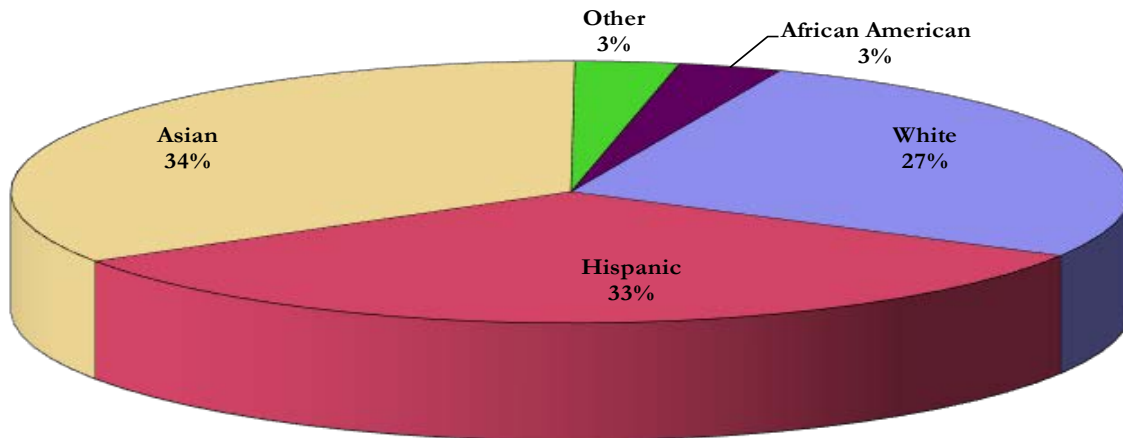
#### GENERAL DATA

Population <sup>2</sup>	1,051,316
Registered Voters	436,047
Median Household Income	\$110,040
Miles of Streets	2,435
Miles of Alleys	2
Area of City (square miles)	180.6
Land Use:	
Single-Family	34%
Two-Family	2%
Multi-Family	4%
Mobile Home	1%
Commercial	4%
Industrial	10%
Public/Quasi-Public	0.75%
Airports	1%
Schools	3%
Parks/Open Space	17%
Roadways	16%
Downtown	0.25%
Other	7%



#### DEMOGRAPHICS

Breakdown of Race/Ethnicities (U.S. Census Bureau, 2012 - 2016 American Community Survey 5-Year Estimates)



<sup>2</sup> State of California, Department of Finance, E-1 Population Estimates for Cities, Counties and the State with Annual Percentage Change – January 1, 2017 and 2018. (Released May 2018)

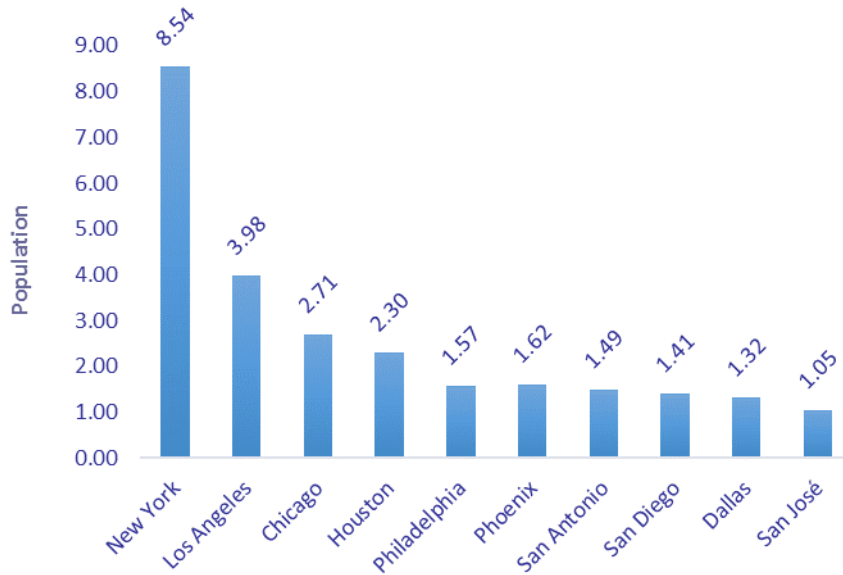
# CITY OF SAN JOSE

## 2018-2019 ADOPTED CAPITAL BUDGET

---

### SAN JOSE AT A GLANCE

#### POPULATION OF 10 LARGEST U.S. CITIES



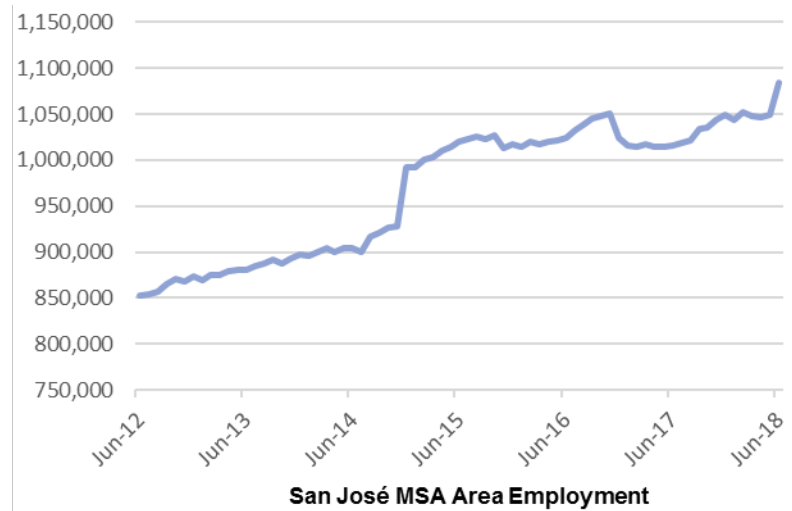
State of California, Department of Finance, E-1 Population Estimates for Cities, Counties and the State with Annual Percentage Change – January 1, 2017 and 2018. (Released May 2018)

#### MAJOR EMPLOYERS

<u>Company</u>	<u>Number of Employees</u>
Santa Clara County	18,000
Cisco Systems	9,800
City of San José*	6,413
Paypal, Inc.	3,300
eBay	3,280
Adobe Systems Inc.	2,750
Kaiser Permanente	2,175
Good Samaritan Health System	2,050
Western Digital	2,000
Super Micro	1,700
Brocade Communication	1,700
Regional Medical Center	1,650
Xilinx	1,600
IBM	1,325
Cupertino Electric	1,300

Source: City of San José, Office of Economic Development  
 \* 2018-2019 Adopted Operating Budget

#### SAN JOSE EMPLOYMENT—MSA



Source: U.S. Census Bureau, California Employment Development Department

**CITY OF SAN JOSE**  
**2018-2019 ADOPTED CAPITAL BUDGET**  


---

**SAN JOSE AT A GLANCE**

**AIRPORT\***

Size	1,050	Approx. Acres
Terminals	2	
Runways	3	
Hours of Operation	24	
Flights in 2016-2017:		
Commercial Airline Operations	128,242	
Cargo Commercial Airlines Operations	1,596	
General Aviation	35,664	
Military Flights	249	
Landings per Day in 2017-2018:		
Commercial	176	
General Aviation	49	
Number of Passengers in 2017-2018:	13.5	Million
Public Parking Spaces:		
Hourly Parking	1,980	
Daily Parking	1,360	
Economy Parking	1,670	
Services:		
Passenger Airlines	16	
All-Cargo Airlines	2	
General Aviation Based Aircraft	137	



**ENVIRONMENT AND UTILITIES\***

Miles of Municipal Sewer Mains		2,315
Number of Water Pollution Control Plants <sup>3</sup>		1
Number of Square Miles the Sanitary Sewer System Spans		180
Gallons of Wastewater the Plant has the Capacity to Treat Per Day		167 Million
Gallons of Wastewater Treated Per Day		104.7 Million
Number of Municipal Water Systems <sup>4</sup>		1
Water Services in Municipal Water Service Area		26,894
Miles of Water Mains		345
Gallons of Potable Municipal Water Delivered		5.4 Billion
Gallons of Recycled Municipal Water Delivered		1.2 Billion
2017-2018 Recycled Materials:		
Tons of Paper	41,019	
Tons of Glass	17,778	
Tons of Cardboard	10,418	
Tons of Metals	3,489	
Tons of Plastics	5,189	
Tons of Other Materials	<u>713</u>	
Total Tons of Recyclables	78,606	



\* Current Counts or 2017-2018 Year-End Estimates

<sup>3</sup> Serving the San José, Santa Clara, Milpitas, Campbell, Cupertino, Los Gatos, Saratoga, and Monte Sereno areas.

<sup>4</sup> Serving the Evergreen, North San José, Alviso, Edenvale, and Coyote Valley areas. Other areas served by private water companies.

# CITY OF SAN JOSE 2018-2019 ADOPTED CAPITAL BUDGET

## SAN JOSE AT A GLANCE

### ENVIRONMENT AND UTILITIES\*

2017-2018 Recycled Materials:	
Multi-Family Dwelling Tons Composted	61,191
Single-Family Dwelling Tons Composted	109,720
Tons of Yard Trimmings	122,375
Tons of Used Motor Oil	174
Tons of Used Oil Filters	18

### FIRE\*

Fire Stations	33
Companies	43
Squad Units	3
Equipment	
Engines:	
Front Line	33
Relief	12
Trucks:	
Front Line	9
Relief	5
Brush Patrol Apparatus:	
Front Line	7
Relief	6
Aircraft Rescue and Firefighting Apparatus:	
Front Line	2
Relief	1
Urban Search/Rescue and Hazmat Apparatus:	
Front Line	3
Auxiliary Apparatus	95
Emergency Medical Calls	57,715
Fire Safety Code Inspections	19,585
Fires	3,500



### LIBRARIES\*

Number of Outlets:	
Main Library	1
Branches	23
Items Checked Out (Circulation)	8,372,753
Electronic Resources Checked Out (Circulation)	703,288
Books (Inventory)	1,785,334
Audio Visual Materials (Inventory)	335,094



### PARKING\*

Parking Meters	2,566
Parking Lots (967 total spaces)	6
Parking Garages (6,162 total spaces)	8

\* Current Counts or 2017-2018 Year-End Estimates

**CITY OF SAN JOSE**  
**2018-2019 ADOPTED CAPITAL BUDGET**

**SAN JOSE AT A GLANCE**

**PARKS, RECREATION AND NEIGHBORHOOD SERVICES\***

Park Sites**	203
Basketball Hoops	163
Bocce Ball Courts	20
Exercise Courses	34
Handball Courts	10
Horseshoe Pits	53
Lawn Bowling Greens	1
Volleyball Courts	18
Skate Parks	7
Bike Parks	2
Multi-Use Fields	102
Swimming Pools	6
Tennis Courts	89.5
Park Acreage**	3,534
Playgrounds**	281
City-Operated Community Centers	11
Partner-Operated Re-Use Sites	39
Public Golf Courses	3
Gymnasiums	9
Fitness Rooms	6
Youth Centers	6
Walking and Biking Trails (miles)	60
Total Participation in Recreation Programs at Community Centers	785,581
Total Participation in Recreation Programs at Re-Use Centers	21,500



**POLICE\***

Police Stations	1
Police Marked Vehicles	303
Motorcycles	51
Horses	3
Dogs	12
Aircraft:	
Helicopter	1
Fixed Wing	1
Number of Emergency Calls Received	610,000
Number of Non-Emergency Calls Received	426,800
Cases Assigned Per Year	30,200



\* Current Counts or 2017-2018 Year-End Estimates  
\*\* Data represents City services (excludes school data)