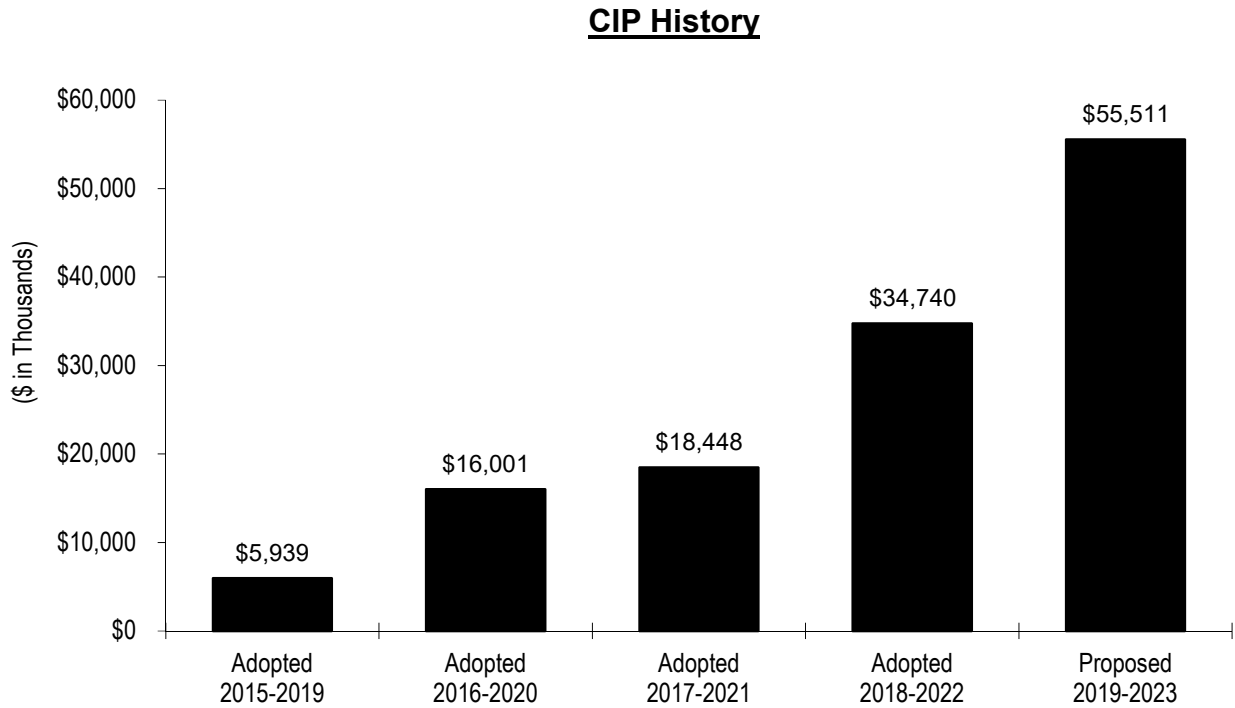


PARKING

2019-2023 Capital Improvement Program



PAGE IS INTENTIONALLY LEFT BLANK

Parking

2019-2023 Proposed Capital Improvement Program

Overview

INTRODUCTION

The Parking Capital Program maintains and improves existing facilities, upgrades and replaces both off-street and on-street parking equipment, develops new parking facilities, and supports investments in multi-modal transportation facilities in the Greater Downtown area and meter districts. The off-street component of the program consists of eight garages and six surface lots with 7,129 parking spaces, located mostly within the Downtown core. The on-street component consists of 2,566 metered parking spaces in the areas of Downtown, Japantown, Civic Center, and SAP Center/Diridon Station.

PARKING SYSTEM INFRASTRUCTURE	
PARKING METERS	2,566
PARKING LOTS	6
PARKING GARAGES	8

The 2019-2023 Proposed Capital Improvement Program (CIP) provides funding of \$55.5 million, of which \$22.3 million is programmed in 2018-2019. This program is part of the Transportation and Aviation Services City Service Area (CSA) and supports three outcomes: *Provide Viable Transportation Choices that Promote a Strong Economy; Preserve and Improve Transportation Assets and Facilities; and Travelers Have a Positive, Reliable, and Efficient Experience.*

PROGRAM PRIORITIES AND OBJECTIVES



This CIP was developed with guidance from the Envision San José 2040 General Plan, particularly to provide a well-maintained parking infrastructure with the goal of supporting Downtown as a regional job, entertainment, and cultural destination. The 2019-2023 CIP focuses on projects that will effectively maintain the City's parking facilities in a safe and operational manner, upgrade the Revenue Control System within key garages expand deployment of Smart Meters, support façade and internal aesthetic improvements, upgrade and expand elevator systems, and upgrade facility security.

Additionally, funding will provide for multi-modal improvement projects in the greater Downtown, Diridon, and Meter District Areas.

SOURCES OF FUNDING

The 2019-2023 Proposed CIP provides funding of \$55.5 million, including \$26.0 million in capital reserves for future improvements, an overall increase of \$20.8 million from the \$34.7 million programmed in the 2018-2022 Adopted CIP. However, excluding reserves, project funding decreased by \$5.2 million, due primarily to one-time funding for land acquisitions in 2017-2018

Parking

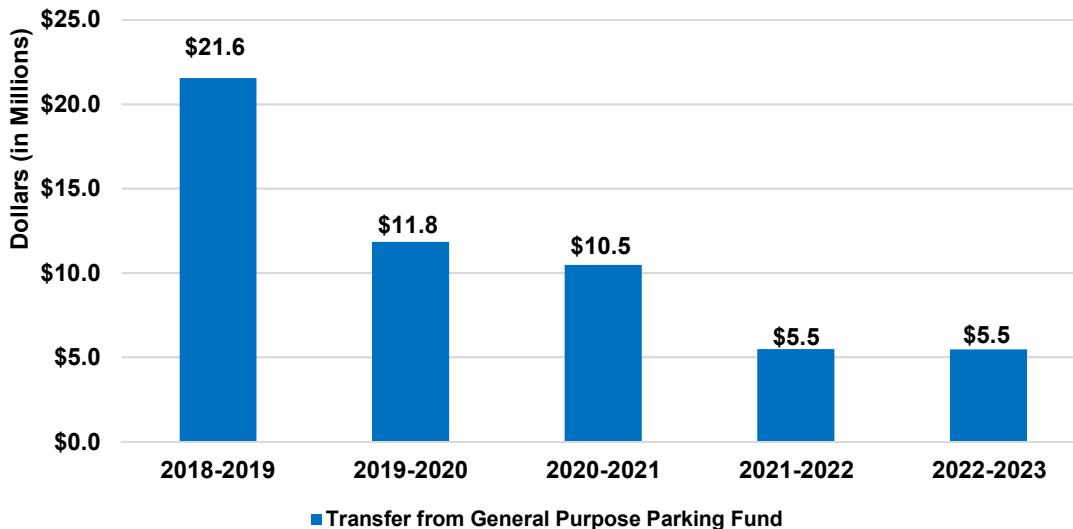
2019-2023 Proposed Capital Improvement Program

Overview

associated with the Greater Downtown Parking Garage project. The 2019-2023 Proposed CIP continues investments to maintain and enhance existing parking facilities and infrastructure, and to support ongoing multi-modal and streetscape improvements throughout the greater Downtown area and various meter districts. Funding is recommended for existing elevator system upgrades and for construction of a second elevator at the 2nd/San Carlos garage, which is currently reliant on a single elevator that has age-related reliability issues. Additionally, this CIP continues to incorporate environmentally-focused improvements such as LED lighting, increased electric vehicle charging capacity, parking garage façade upgrades, dynamic signage and displays to enhance the user experience, enhanced security, and various multi-modal and streetscape projects.

Projects are funded via transfers from the General Purpose Parking Fund through parking meter and facility revenues which exceed the amounts needed for ongoing operations and maintenance, including the \$6.3 million reimbursement from the Successor Agency to the Redevelopment Agency (“Successor Agency”) received in 2017-2018 for prior advances for debt service associated with the 4th/San Fernando garage, and the corresponding release of the 4th/San Fernando Reserve (\$2.9 million) and Debt Service Payments Reserve (\$3.4 million) which are no longer required due to the refunding of Successor Agency bonds. Additional reimbursements for the \$13.5 million loan from the General Purpose Parking Fund to the Successor Agency are anticipated in 2019-2020 and 2020-2021, thereby providing an increased level of investment for the Parking Capital Program. The 2019-2023 Proposed CIP recommends reserving additional funding for future capital projects, investments and improvements to parking, multi-modal transportation, and streetscapes within the SAP Center/Diridon area (\$14.0 million) and within the Greater Downtown and meter district areas (\$12.0 million).

Summary of Revenues



Parking

2019-2023 Proposed Capital Improvement Program

Overview

PROGRAM HIGHLIGHTS

The Parking Capital Program’s expenditures are organized to show the use of funds in several categories. The table below summarizes key projects included in the 2019-2023 Proposed CIP. For further information on the program’s individual projects please refer to the respective summaries in the Detail of Projects section.

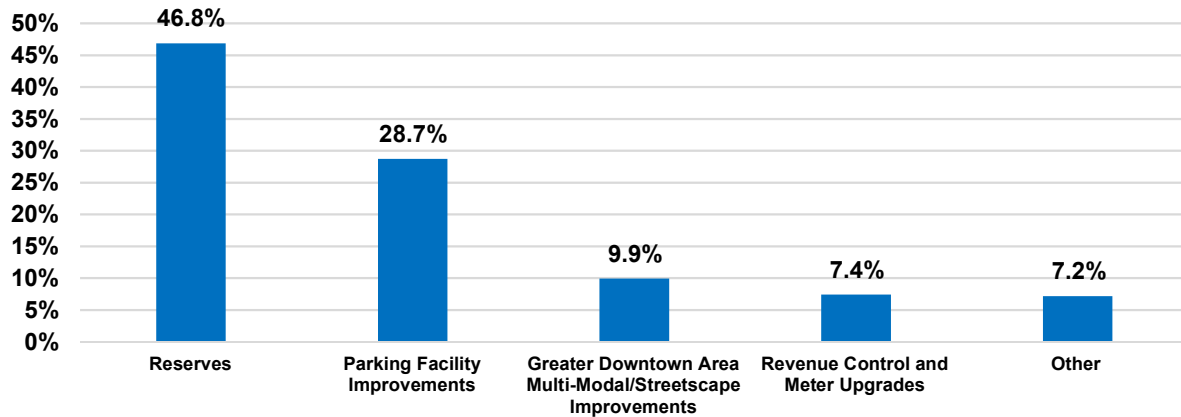
Project Name	Project Description	2019-2023 CIP Cost	Estimated Completion
Minor Parking Facility Improvements	Perform minor repair work that is not part of the annual cleaning and maintenance schedule to prolong the useful life of the parking facilities.	\$7.6 million	Ongoing
Greater Downtown Area/Meter District Multi-Modal/Streetscape Improvements	Improve vehicular, transit, bicycle, and pedestrian systems to develop a multi-modal environment with a variety of transportation alternatives. Improvements include LED streetlight upgrades, enhanced crosswalks, bike and pedestrian facilities. The Better Bikeways project has been added to improve the bike network in the Greater Downtown area.	\$5.5 million	Ongoing
Garage Elevator Upgrades	Improve existing facility elevators and construct a second elevator at the 2 nd /San Carlos garage.	\$5.5 million	Ongoing
Revenue Control & Meter Upgrades	Upgrade and replace parking access and revenue control equipment at City garages, lots, and the continued upgrade of on-street parking meters to Smart Meters.	\$4.1 million	Ongoing
Green Technologies and Innovation	Improve the City’s parking facilities via environmentally conscious and innovative projects such as LED lighting, electric vehicle charging stations, dynamic signage and displays to enhance the user experience, and potentially reduce operating costs.	\$3.0 million	Ongoing
Garage Façade Improvements	Improve and visually enhance the façades of select City garages through painting, lighting and other architectural design elements to boost the user experience, and improve the Downtown streetscape.	\$2.3 million	2019-2020

Parking

2019-2023 Proposed Capital Improvement Program

Overview

2019-2023 Parking Capital Program Expenditures
\$55.5 million
(excludes Ending Fund Balance)



MAJOR CHANGES FROM THE 2018-2022 ADOPTED CIP

The overall size of the Parking CIP increased by \$20.8 million from \$34.7 million in the 2018-2022 Adopted CIP to \$55.5 million in the 2019-2023 Proposed CIP, including reserves. The following table outlines the most significant changes to project budgets, including new/augmented allocations and reduced/eliminated allocations.

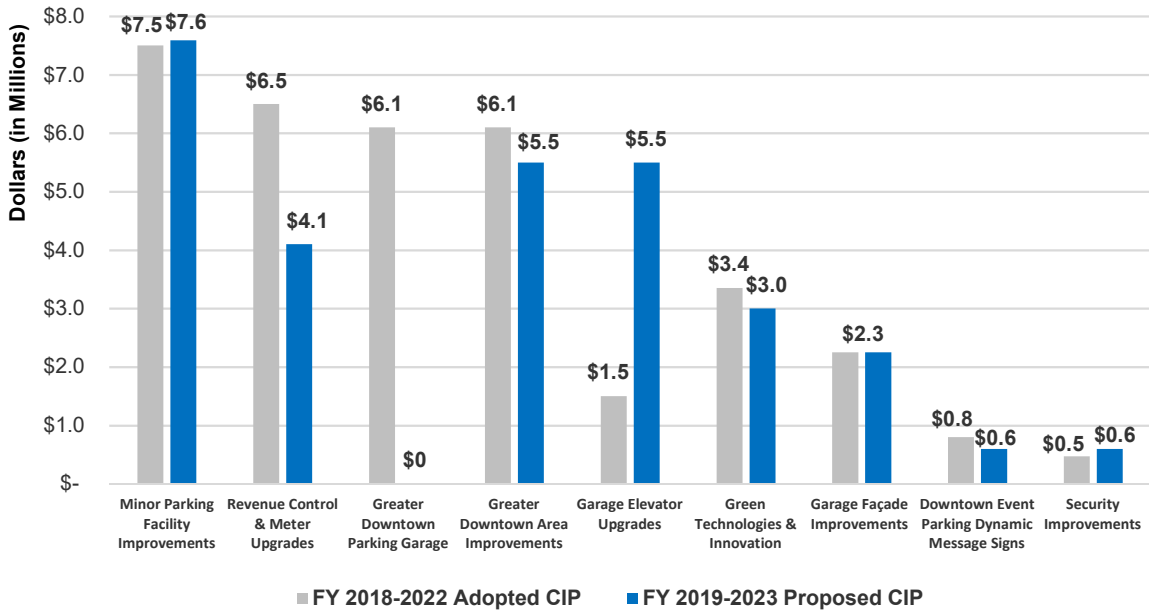
Project	Increase/(Decrease)
Greater Downtown Parking Garage	(\$6.1 million)
Garage Elevator Upgrades	\$4.0 million
Revenue Control & Meter Upgrades	(\$2.4 million)
SAP Center Area Parking Reserve	\$14.0 million
Parking Capital Development Reserve	\$12.0 million

Parking

2019-2023 Proposed Capital Improvement Program

Overview

**Funding by Program Comparison
2018-2022 Adopted to 2019-2023 Proposed**



OPERATING BUDGET IMPACT

Projects in the 2019-2023 Proposed CIP maintain existing facilities or replace existing equipment in facilities or on-street to avoid or reduce possible future maintenance costs (e.g. LED garage lighting upgrades) and facilitate the implementation of various multi-modal and streetscape improvements without incurring additional long-term operating and maintenance costs. Expenses related to the expansion of Smart Meters and operation of interim surface lots in the Downtown area will be offset by additional revenues realized by rate adjustments and lot operation.

PAGE IS INTENTIONALLY LEFT BLANK



2018-2019 CAPITAL BUDGET

**2019-2023 CAPITAL
IMPROVEMENT PROGRAM**

PARKING

**SOURCE AND USE OF FUNDS
STATEMENTS**

Parking
2019-2023 Proposed Capital Improvement Program
Source of Funds (Combined)

	Estimated						
	2017-2018	2018-2019	2019-2020	2020-2021	2021-2022	2022-2023	5-Year Total
General Purpose Parking Capital Fund (559)							
Beginning Balance		689,912	0	0	0	0	689,912
Reserve for Encumbrance	2,240,226						
Transfers							
Transfer from the General Purpose Parking Fund (533)	18,001,000	21,564,000	11,843,000	10,468,000	5,478,000	5,468,000	54,821,000
TOTAL Transfers	18,001,000	21,564,000	11,843,000	10,468,000	5,478,000	5,468,000	54,821,000
Revenue from Local Agencies							
Valley Transportation Authority - TCFA	14,000						
TOTAL Revenue from Local Agencies	14,000						
Total General Purpose Parking Capital Fund (559)	20,255,226	22,253,912	11,843,000	10,468,000	5,478,000	5,468,000	55,510,912
TOTAL SOURCES	20,255,226	22,253,912	11,843,000	10,468,000	5,478,000	5,468,000	55,510,912

Parking

2019-2023 Proposed Capital Improvement Program Use of Funds (Combined)

	Estimated 2017-2018	2018-2019	2019-2020	2020-2021	2021-2022	2022-2023	5-Year Total
<u>Parking</u>							
Downtown Event Parking Dynamic Message Sign Repair and Upgrades	461,620	600,000					600,000
Garage Elevator Upgrades		500,000	3,500,000	500,000	500,000	500,000	5,500,000
Garage Façade Improvements		1,250,000	1,000,000				2,250,000
Greater Downtown Area Multi-Modal/Streetscape Improvements	2,992,600	1,750,000	2,250,000	500,000	500,000	500,000	5,500,000
Greater Downtown Parking Garage	6,861,338						
Green Technologies and Innovation	1,007,000	600,000	600,000	600,000	600,000	600,000	3,000,000
LED Garage Lighting Upgrade	426,140						
Minor Parking Facility Improvements	2,013,516	1,589,912	1,500,000	1,500,000	1,500,000	1,500,000	7,589,912
Revenue Control & Meter Upgrades	5,507,000	2,600,000	750,000	250,000	250,000	250,000	4,100,000
Security Improvements	175,000	250,000	125,000	75,000	75,000	75,000	600,000
General Construction - Parking	19,444,214	9,139,912	9,725,000	3,425,000	3,425,000	3,425,000	29,139,912
Parking - Construction	19,444,214	9,139,912	9,725,000	3,425,000	3,425,000	3,425,000	29,139,912
Public Art Allocation	82,100	18,000	22,000	5,000	15,000	5,000	65,000
Public Art Projects	82,100	18,000	22,000	5,000	15,000	5,000	65,000
Capital Program and Public Works Department Support Service Costs	39,000	96,000	96,000	38,000	38,000	38,000	306,000
Allocations	39,000	96,000	96,000	38,000	38,000	38,000	306,000
Parking Capital Development Reserve		3,000,000		5,000,000	2,000,000	2,000,000	12,000,000
SAP Center Area Parking Reserve		10,000,000	2,000,000	2,000,000			14,000,000
Expense Reserves - Non Construction		13,000,000	2,000,000	7,000,000	2,000,000	2,000,000	26,000,000
Total Expenditures	19,565,314	22,253,912	11,843,000	10,468,000	5,478,000	5,468,000	55,510,912
Ending Fund Balance	689,912	0	0	0	0	0	0
TOTAL	20,255,226	22,253,912	11,843,000	10,468,000	5,478,000	5,468,000	55,510,912



2018-2019 CAPITAL BUDGET

**2019-2023 CAPITAL
IMPROVEMENT PROGRAM**

PARKING

DETAIL OF PROJECTS

Parking Capital Program

2019-2023 Proposed Capital Improvement Program

Detail of One-Time Construction Projects

Downtown Event Parking Dynamic Message Sign Repair and Upgrades

CSA	Transportation and Aviation Services	Initial Start Date	3rd Qtr. 2011
CSA Outcome	Preserve and Improve Transportation Assets and Facilities	Initial End Date	2nd Qtr. 2013
Department	Transportation	Revised Start Date	3rd Qtr. 2013
Location	Downtown San José Area	Revised End Date	2nd Qtr. 2019
Council Districts	3	Initial Project Budget	\$700,000
Appropriation	A7330	FY Initiated	2011-2012

Description This project provides funding to repair and upgrade eight existing electronic message signs that are used to provide real-time traffic and parking condition information during Downtown and SAP Center special events. The eight electronic signs are nearly 20 years old and the parts for these signs have become obsolete.

Justification This project provides funding to repair and upgrade electronic message signs, which have been instrumental in reducing congestion, minimizing travel delays, and enhancing the travel experience for Downtown visitors.

Notes

Major Cost Changes 2013-2017 CIP - Decrease of \$100,000 to reflect revised project scope.
 2014-2018 CIP - Increase of \$85,000 to reflect revised project scope.
 2016-2020 CIP - Increase of \$1.1 million to reflect revised project scope.
 2017-2021 CIP - Decrease of \$301,000 to reflect a revised project scope.
 2019-2023 CIP - Increase of \$300,000 to reflect a revised project scope.

	PRIOR YEARS	FY18 EST	FY19	FY20	FY21	FY22	FY23	5 YEAR TOTAL	BEYOND 5 YEARS	PROJECT TOTAL
Expenditure Schedule (000s)										
General Administration	21									21
Design	99									99
Construction	547	445	600					600		1,592
Post Construction	1									1
Maintenance, Repairs, Other	51	17								68
Total	719	462	600					600		1,780

Funding Source Schedule (000s)										
General Purpose Parking Capital Fund (559)		462	600					600		1,062
General Purpose Parking Fund (533)	719									719
Total	719	462	600					600		1,780

Annual Operating Budget Impact (000s)										
Total										

Parking Capital Program

2019-2023 Proposed Capital Improvement Program

Detail of One-Time Construction Projects

Garage Façade Improvements

CSA	Transportation and Aviation Services	Initial Start Date	3rd Qtr. 2018
CSA Outcome	Preserve and Improve Transportation Assets and Facilities	Initial End Date	2nd Qtr. 2021
Department	Transportation	Revised Start Date	1st Qtr. 2019
Location	Downtown San José Area	Revised End Date	2nd Qtr. 2020
Council Districts	3	Initial Project Budget	\$2,250,000
Appropriation	TEMP_057	FY Initiated	2018-2019

Description This project provides funding to improve and visually enhance the exterior façades of select City garages through the application of paint, lighting, and other architectural design elements.

Justification This project provides funding to improve the garage façades which will enhance user experience and the Downtown streetscape. Continued façade maintenance and repair requirements are under evaluation and will be incorporated in a future capital improvement program.

Notes

Major Cost Changes

	PRIOR YEARS	FY18 EST	FY19	FY20	FY21	FY22	FY23	5 YEAR TOTAL	BEYOND 5 YEARS	PROJECT TOTAL
Expenditure Schedule (000s)										
Construction			1,250	1,000				2,250		2,250
Total			1,250	1,000				2,250		2,250

Funding Source Schedule (000s)										
General Purpose Parking Capital Fund (559)			1,250	1,000				2,250		2,250
Total			1,250	1,000				2,250		2,250

Annual Operating Budget Impact (000s)										
Total										

Parking Capital Program

2019-2023 Proposed Capital Improvement Program

Detail of Ongoing Construction Projects

Garage Elevator Upgrades

CSA	Transportation and Aviation Services	Initial Start Date	Ongoing
CSA Outcome	Preserve and Improve Transportation Assets and Facilities	Initial End Date	Ongoing
Department	Transportation	Revised Start Date	
Location	Downtown San José Area	Revised End Date	
Council Districts	3	Initial Project Budget	
Appropriation	TEMP_058		

Description This allocation provides funding to upgrade and modernize elevators located at the City's parking garages.

Justification This project provides funding to repair, rehabilitate, and modernize elevators located at the City's parking garages to prolong useful life and control future maintenance costs, and to increase capacity for improved access and enhanced user experience.

Notes Project schedule dates and selected budget information are not provided due to the ongoing nature of this project. Programmed funding for 2019-2020 includes \$3.0 million to add a second elevator at the 2nd/San Carlos garage following renovation of the existing elevator in 2018-2019.

Major Cost Changes

	FY18 EST	FY19	FY20	FY21	FY22	FY23	5 YEAR TOTAL
Expenditure Schedule (000s)							
Construction		500	3,500	500	500	500	5,500
Total		500	3,500	500	500	500	5,500

	FY18 EST	FY19	FY20	FY21	FY22	FY23	5 YEAR TOTAL
Funding Source Schedule (000s)							
General Purpose Parking Capital Fund (559)		500	3,500	500	500	500	5,500
Total		500	3,500	500	500	500	5,500

Annual Operating Budget Impact (000s)							
Total							

Parking Capital Program

2019-2023 Proposed Capital Improvement Program

Detail of Ongoing Construction Projects

Greater Downtown Area Multi-Modal/Streetscape Improvements

CSA	Transportation and Aviation Services	Initial Start Date	Ongoing
CSA Outcome	Travelers Have a Positive, Reliable, and Efficient Experience	Initial End Date	Ongoing
Department	Transportation	Revised Start Date	
Location	Downtown San José Area	Revised End Date	
Council Districts	3	Initial Project Budget	
Appropriation	A7782		

Description This ongoing allocation provides City funding to implement various traffic and pedestrian upgrades within the greater Downtown area. Improvements include LED streetlight upgrades, enhanced crosswalks, and other enhancements for bicycle and pedestrian facilities. These improvements will support the development of a multi-modal environment with a variety of transportation alternatives.

Justification This allocation supports the goals of improving alternative transportation modes and pedestrian mobility and safety in the greater Downtown area.

Notes Project schedule dates and selected budget information are not provided due to the ongoing nature of this project.

Major Cost Changes

	FY18 EST	FY19	FY20	FY21	FY22	FY23	5 YEAR TOTAL
Expenditure Schedule (000s)							
Design	482	200	200				400
Bid & Award	200	50	50				100
Construction	2,311	1,500	2,000	500	500	500	5,000
Total	2,993	1,750	2,250	500	500	500	5,500

Funding Source Schedule (000s)							
General Purpose Parking Capital Fund (559)	2,993	1,750	2,250	500	500	500	5,500
Total	2,993	1,750	2,250	500	500	500	5,500

Annual Operating Budget Impact (000s)							
Total							

Parking Capital Program

2019-2023 Proposed Capital Improvement Program

Detail of Ongoing Construction Projects

Green Technologies and Innovation

CSA	Transportation and Aviation Services	Initial Start Date	Ongoing
CSA Outcome	Preserve and Improve Transportation Assets and Facilities	Initial End Date	Ongoing
Department	Transportation	Revised Start Date	
Location	City Parking Garages	Revised End Date	
Council Districts	3	Initial Project Budget	
Appropriation	A405P		

Description This project provides funding to implement environmentally conscious and innovative improvements at the City's parking garages such as LED lighting, rooftop solar arrays, solar powered electric vehicle charging stations, and dynamic message signage.

Justification This project supports the City's green vision goals and provides an enhanced experience for users of the City's parking garages.

Notes Project schedule dates and selected budget information are not provided due to the ongoing nature of this project.

Major Cost Changes

	FY18 EST	FY19	FY20	FY21	FY22	FY23	5 YEAR TOTAL
Expenditure Schedule (000s)							
Construction	1,007	600	600	600	600	600	3,000
Total	1,007	600	600	600	600	600	3,000

Funding Source Schedule (000s)							
General Purpose Parking Capital Fund (559)	1,007	600	600	600	600	600	3,000
Total	1,007	600	600	600	600	600	3,000

Annual Operating Budget Impact (000s)							
Total							

Parking Capital Program

2019-2023 Proposed Capital Improvement Program

Detail of Ongoing Construction Projects

Minor Parking Facility Improvements

CSA	Transportation and Aviation Services	Initial Start Date	Ongoing
CSA Outcome	Preserve and Improve Transportation Assets and Facilities	Initial End Date	Ongoing
Department	Transportation	Revised Start Date	
Location	City Parking Garages and Lots	Revised End Date	
Council Districts	3	Initial Project Budget	
Appropriation	A5992		

Description This allocation provides ongoing funding for minor repair work that is not part of the annual cleaning and maintenance of Downtown parking facilities. These projects include concrete deck/structural repairs, waterproofing, expansion joint repairs, cable railing replacement, lighting improvements, staircase replacement, signage, striping, and painting improvements.

Justification This allocation provides funding for preventive work that is necessary to improve and prolong the useful life of existing parking facilities.

Notes Project schedule dates and selected budget information are not provided due to the ongoing nature of this project. This project was formerly titled "Minor Parking Facility Repairs."

Major Cost Changes

	FY18 EST	FY19	FY20	FY21	FY22	FY23	5 YEAR TOTAL
Expenditure Schedule (000s)							
General Administration	514						
Construction	450	540	450	450	450	450	2,340
Maintenance, Repairs, Other	1,050	1,050	1,050	1,050	1,050	1,050	5,250
Total	2,014	1,590	1,500	1,500	1,500	1,500	7,590

Funding Source Schedule (000s)							
General Purpose Parking Capital Fund (559)	2,014	1,590	1,500	1,500	1,500	1,500	7,590
Total	2,014	1,590	1,500	1,500	1,500	1,500	7,590

Annual Operating Budget Impact (000s)							
Total							

Parking Capital Program

2019-2023 Proposed Capital Improvement Program

Detail of Ongoing Construction Projects

Revenue Control & Meter Upgrades

CSA	Transportation and Aviation Services	Initial Start Date	Ongoing
CSA Outcome	Preserve and Improve Transportation Assets and Facilities	Initial End Date	Ongoing
Department	Transportation	Revised Start Date	
Location	City Parking Facilities and Metered Areas	Revised End Date	
Council Districts	3	Initial Project Budget	
Appropriation	A6386		

Description This allocation provides ongoing funding for replacement meters and upgrades to parking access and revenue control equipment at parking facilities.

Justification This allocation provides funding that is necessary to improve and prolong the useful life of the parking facility revenue control equipment and to upgrade on-street meter technology.

Notes Project schedule dates and selected budget information are not provided due to the ongoing nature of this project. This project was formerly titled "Revenue Control Equipment Replacement and Integration." A system-wide upgrade of the Parking and Revenue Control System is currently underway and is expected to be completed in 2018-2019. Project funding includes the upgrade and replacement of mechanical meters citywide to Smart Meters, targeting deployment to the Japantown, Old Civic Center, SoFA, and Downtown Perimeter meter areas in 2018-2019.

Major Cost Changes

	FY18 EST	FY19	FY20	FY21	FY22	FY23	5 YEAR TOTAL
Expenditure Schedule (000s)							
General Administration	259	2,600	750	250	250	250	4,100
Construction	4,898						
Equipment, Materials and Supplies	350						
Total	5,507	2,600	750	250	250	250	4,100

	FY18 EST	FY19	FY20	FY21	FY22	FY23	5 YEAR TOTAL
Funding Source Schedule (000s)							
General Purpose Parking Capital Fund (559)	5,507	2,600	750	250	250	250	4,100
Total	5,507	2,600	750	250	250	250	4,100

	FY18 EST	FY19	FY20	FY21	FY22	FY23	5 YEAR TOTAL
Annual Operating Budget Impact (000s)							
Total							

Parking Capital Program

2019-2023 Proposed Capital Improvement Program

Detail of Ongoing Construction Projects

Security Improvements

CSA	Transportation and Aviation Services	Initial Start Date	Ongoing
CSA Outcome	Preserve and Improve Transportation Assets and Facilities	Initial End Date	Ongoing
Department	Transportation	Revised Start Date	
Location	Various City Parking Garages	Revised End Date	
Council Districts	3	Initial Project Budget	
Appropriation	A5993		

Description This allocation provides ongoing funding to implement various security upgrades in City garages. Security improvements may include roll-up gates, security fencing, video cameras and monitoring systems, lighting, and surveillance equipment located at entry/exit lanes, lobby areas, and stairwells.

Justification The ability to secure a facility and monitor activity via camera helps to provide a safe and clean facility.

Notes Project schedule dates and selected budget information are not provided due to the ongoing nature of this project.

Major Cost Changes

	FY18 EST	FY19	FY20	FY21	FY22	FY23	5 YEAR TOTAL
Expenditure Schedule (000s)							
Construction	50	50	50	50	50	50	250
Equipment, Materials and Supplies	125	200	75	25	25	25	350
Total	175	250	125	75	75	75	600

	FY18 EST	FY19	FY20	FY21	FY22	FY23	5 YEAR TOTAL
Funding Source Schedule (000s)							
General Purpose Parking Capital Fund (559)	175	250	125	75	75	75	600
Total	175	250	125	75	75	75	600

	FY18 EST	FY19	FY20	FY21	FY22	FY23	5 YEAR TOTAL
Annual Operating Budget Impact (000s)							
Total							



2018-2019 CAPITAL BUDGET

**2019-2023 CAPITAL
IMPROVEMENT PROGRAM**

PARKING

SUMMARY OF RESERVES

Parking Capital Program
2019-2023 Proposed Capital Improvement Program

Summary of Reserves

Project Name	Parking Capital Development Reserve	Initial Start Date	N/A
5-Yr CIP Budget	\$ 12,000,000	Initial End Date	N/A
Total Budget	\$ 12,000,000	Revised Start Date	
Council Districts	3, 6	Revised End Date	
Description	This reserve sets aside funding for future capital projects, investments and improvements to parking, multi-modal transportation, and streetscapes within the greater Downtown San José area and meter district areas.		

Project Name	SAP Center Area Parking Reserve	Initial Start Date	N/A
5-Yr CIP Budget	\$ 14,000,000	Initial End Date	N/A
Total Budget	\$ 14,000,000	Revised Start Date	
Council Districts	3, 6	Revised End Date	
Description	This reserve sets aside funding for future capital projects, investments and improvements to parking, multi-modal transportation, and streetscapes within the SAP/Diridon Area.		

PAGE IS INTENTIONALLY LEFT BLANK