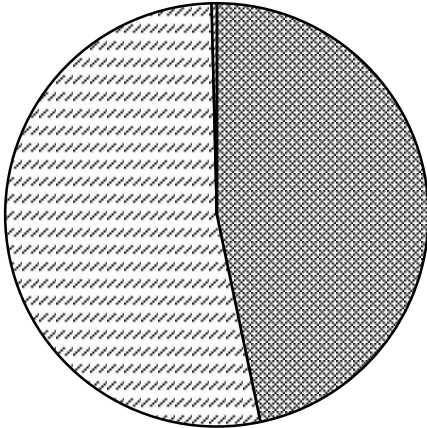


SERVICE YARDS

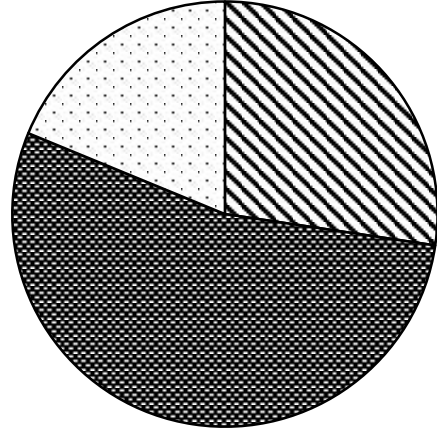
2019-2023 Capital Improvement Program

**2018-2019 Proposed
Source of Funds**



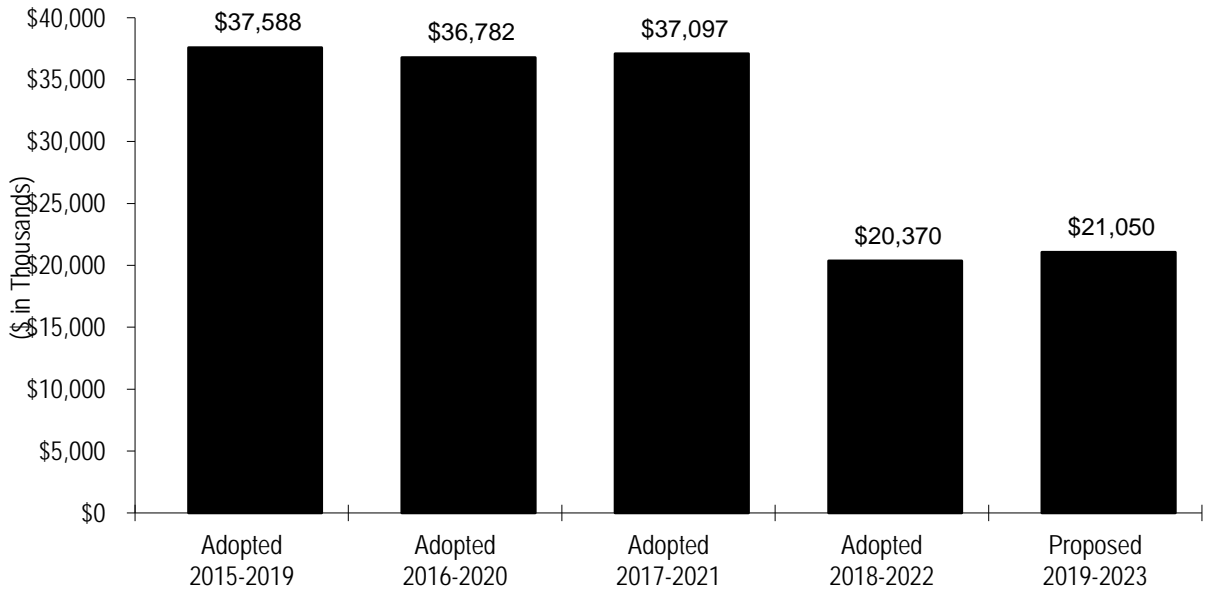
- ▣ Beginning Fund Balance
- ▣ Taxes, Fees and Charges
- ▣ Misc. Revenue

**2018-2019 Proposed
Use of Funds**



- ▣ Construction
- ▣ Non-Construction
- ▣ Ending Fund Balance

CIP History



PAGE IS INTENTIONALLY LEFT BLANK

PAGE IS INTENTIONALLY LEFT BLANK

Service Yards

2019-2023 Proposed Capital Improvement Program

Overview

INTRODUCTION

City Service Yards house City staff from various departments that maintain City vehicles, buildings, sewer systems, pavement, and related public infrastructure facilities. The Service Yards Capital Program funds the construction and capital improvements for the facilities, which support these maintenance functions. The current Service Yards include the Central Service Yard (at Senter Road and Phelan Avenue), the Mabury Yard (on Mabury Road near Highway 101), the South Yard (at Monterey Road and Skyway Drive), and the West Yard (on Williams Road near Lawrence Expressway).

SERVICE YARDS		
Location	Facilities Sq. Ft.	Site Acreage
Central Service Yd	300,517	21.30
Mabury Yard	37,612	9.20
South Yard	18,124	6.83
West Yard	6,546	4.36
Total	362,799	41.69

The 2019-2023 Proposed Capital Improvement Program (CIP) provides funding of \$21.0 million, of which \$6.3 million is allocated in 2018-2019. This program is part of the Strategic Support City Service Area (CSA) and supports the following outcome: *Safe and Functional Public Infrastructure, Facilities, and Equipment*. The maintenance operations located in the Service Yards support the following CSAs: Environmental and Utility Services, Neighborhood Services, Public Safety, Strategic Support, and Transportation and Aviation Services.

PROGRAM PRIORITIES AND OBJECTIVES

The objective of the Service Yards Program is to maintain and improve the existing conditions at the Service Yards by implementing projects to reduce safety hazards, increase efficiencies, and provide necessary equipment and materials for operations. Projects are prioritized to meet the needs of staff working out of the Service Yards.

SOURCES OF FUNDING

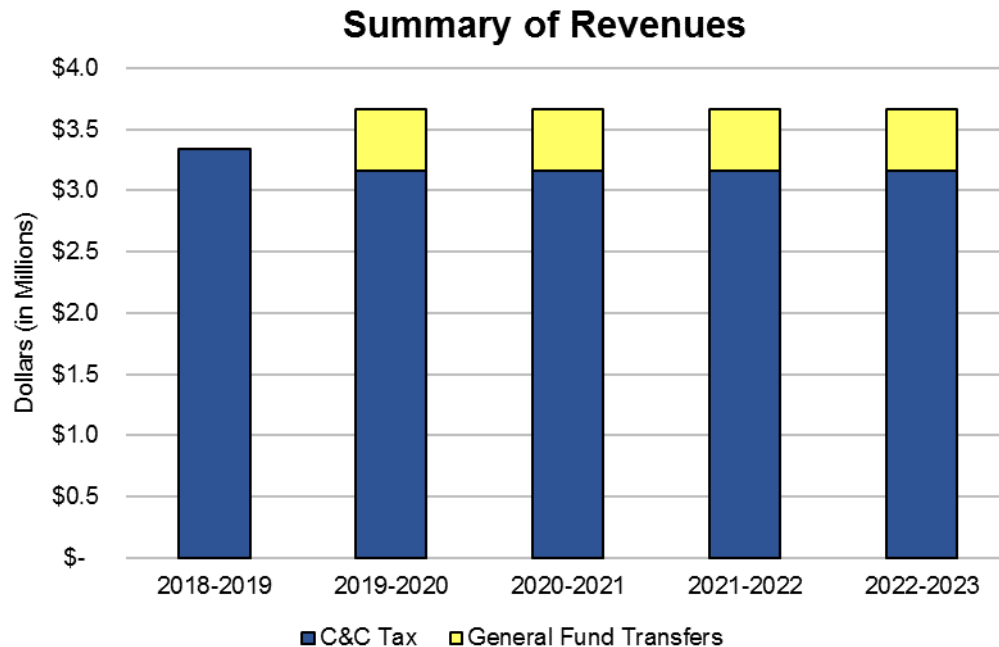
The 2019-2023 Proposed CIP provides funding of \$21.0 million, of which \$6.3 million is allocated in 2018-2019. Revenue for this CIP is primarily derived from the following sources: Construction and Conveyance Tax (\$16.0 million) and Transfer from the General Fund for the debt service payments on Central Service Yard Phase I Bonds (\$2.0 million).

Service Yards

2019-2023 Proposed Capital Improvement Program

Overview

SOURCES OF FUNDING



The 2018-2019 Proposed Capital Budget estimate for C&C taxes is \$38.0 million, of which 8.78% (\$3.3 million) is allocated to the Service Yards Capital Program. Approximately 99% of this tax is derived from a transfer tax imposed upon each transfer of real property, with the remaining 1% generated from a construction tax levied on most types of construction. The 2019-2023 CIP assumes 2017-2018 C&C revenues of \$42 million will fall short of the 2016-2017 receipts of \$43.3 million by approximately 3%, decrease again slightly in 2018-2019 to \$38.0 million, and will remain flat at \$36.0 million for each year of the CIP. Over the next five years of this CIP, collections allocated to the Service Yards Capital Program will total \$16.0 million. For additional information regarding C&C Tax revenue, please refer to the Construction and Conveyance Tax section of the Summary of Capital Improvement Program Revenues, which is located in the Summary Information (Section III) of this CIP. Additional annual funding from the General Fund of approximately \$500,000 is programmed to supplement debt service payments on the Central Service Yard Phase I Bonds from 2019-2020 through 2022-2023.

Service Yards

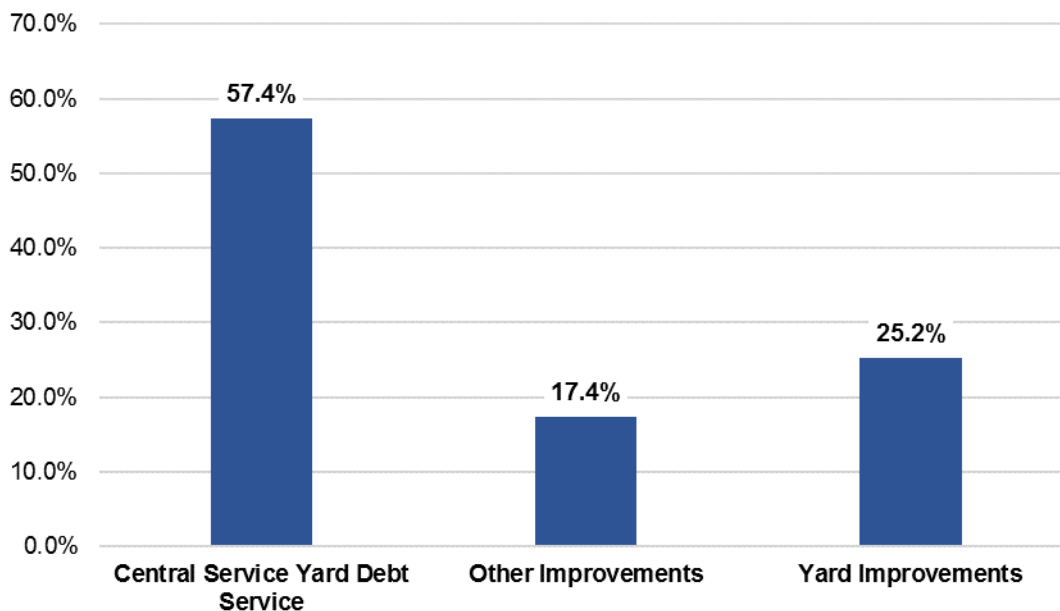
2019-2023 Proposed Capital Improvement Program

Overview

PROGRAM HIGHLIGHTS

The Service Yards Capital Program's expenditures are organized to show the use of funds in several categories. The following highlights the major projects in the program. For further information on the program's individual projects, please refer to the Detail Pages.

2019-2023 Service Yards Capital Program Expenditures \$20.5 million (excludes Ending Fund Balance)



Central Service Yard Debt Service

The repayment of debt associated with the Central Service Yard Phase I and Phase II projects represents the largest use of funds in the 2019-2023 CIP. The Central Service Yard Phase I project included the purchase of the Central Service Yard property and renovation of Building A. In the 2019-2023 CIP, a total of \$8.3 million is budgeted for debt service on Phase I bonds.



Fire Truck Maintenance at the Central Service Yard

Service Yards

2019-2023 Proposed Capital Improvement Program

Overview

PROGRAM HIGHLIGHTS

The Central Service Yard Phase II project entailed construction and relocation of remaining operations from the old Main Yard property to the Central Service Yard. The move was completed in 2007-2008. The total cost for the Central Service Yard Phase II project was \$31.0 million, plus an additional \$1.2 million required for the demolition and cleanup of the Main Yard. As construction of the Central Service Yard Phase II had to be completed before the sale of the Main Yard, commercial paper of \$21.5 million was issued to provide interim financing. A portion of the commercial paper, \$17.5 million, has been repaid with the sale of the Main Yard completed and closed in 2016-2017. However, because the sale proceeds are insufficient to pay off the commercial paper, the 2019-2023 CIP also includes commercial paper payments totaling \$3.5 million.

The Service yards CIP contains two new projects to address the deferred infrastructure backlog and improve operational efficiency. The Mabury Pavement Repair/Resurfacing Project (\$1.2 million) will address the deteriorated condition of the Mabury Yard pavement over a two-year period from 2018-2019 to 2019-2020. A new Central Service Yard Fueling Island (\$500,000) in 2018-2019 will allow for the 250 vehicles stationed at the Central Service Yard to refuel at their home location, as opposed to having staff travel to other service yards for refueling.

MAJOR CHANGES FROM THE 2018-2022 ADOPTED CIP

The overall size of the Service Yards CIP has increased by approximately \$680,000 from \$20.4 million in the 2018-2022 Adopted CIP to \$21.0 million in the 2019-2023 Proposed CIP primarily due to the addition of the Mabury Pavement Repair/Resurfacing Phase 1 Project. The following table outlines the most significant changes to project budgets, including new/augmented allocations and reduced/eliminated allocations.

Project	Incr/(Decr)
Mabury Pavement Repair/Resurfacing Project	\$1,200,000
Central Service Yards Fueling Island	\$500,000
Commercial Paper Repayment	(\$990,000)

OPERATING BUDGET IMPACT

It is anticipated that there will be \$6,000 in operating and maintenance costs associated with the Central Service Yard Fueling Island Project included in the 2019-2023 Proposed CIP.

Service Yards Capital Program
2019-2023 Proposed Capital Improvement Program
Attachment A - Operating Budget Impact

	<u>2017-2018</u>	<u>2018-2019</u>	<u>2019-2020</u>	<u>2020-2021</u>
<u>Service Yards Capital Program</u>				
Central Service Yard Fueling Island			\$6,000	\$6,000
Total Service Yards Capital Program			\$6,000	\$6,000

PAGE IS INTENTIONALLY LEFT BLANK



2018-2019 CAPITAL BUDGET

**2019-2023 CAPITAL
IMPROVEMENT PROGRAM**

SERVICE YARDS

**SOURCE AND USE OF FUNDS
STATEMENTS**

Service Yards
2019-2023 Proposed Capital Improvement Program
Source of Funds (Combined)

	Estimated						
	2017-2018	2018-2019	2019-2020	2020-2021	2021-2022	2022-2023	5-Year Total
Service Yards Construction and Conveyance Tax Fund (395)							
Beginning Balance	3,861,915	2,944,915	1,184,915	544,915	485,915	510,915	2,944,915
Reserve for Encumbrance	1,736						
Transfers							
Debt Service on Ph. I Bonds			500,000	500,000	500,000	500,000	2,000,000
TOTAL Transfers			500,000	500,000	500,000	500,000	2,000,000
Revenue from Use of Money and Property							
Interest Income	25,000	25,000	25,000	25,000	25,000	25,000	125,000
TOTAL Revenue from Use of Money and Property	25,000	25,000	25,000	25,000	25,000	25,000	125,000
Construction & Conveyance Tax							
C&C Tax Proceeds	3,688,000	3,336,000	3,161,000	3,161,000	3,161,000	3,161,000	15,980,000
TOTAL Construction & Conveyance Tax	3,688,000	3,336,000	3,161,000	3,161,000	3,161,000	3,161,000	15,980,000
Total Service Yards Construction and Conveyance Tax Fund (395)	7,576,651	6,305,915	4,870,915	4,230,915	4,171,915	4,196,915	21,049,915
TOTAL SOURCES	7,576,651	6,305,915	4,870,915	4,230,915	4,171,915	4,196,915	21,049,915

Service Yards
2019-2023 Proposed Capital Improvement Program
Use of Funds (Combined)

	Estimated 2017-2018	2018-2019	2019-2020	2020-2021	2021-2022	2022-2023	5-Year Total
<u>Service Yards</u>							
Central Service Yard Fueling Island		500,000					500,000
Central Service Yard - Roof Overhangs Repairs	200,000						
Mabury Pavement Repair/Resurfacing		600,000	600,000				1,200,000
Mabury Yard Improvements	270,000						
Roof Replacement, Painting, and Supplemental Needs	575,276	525,000	525,000	525,000	425,000	425,000	2,425,000
South Yard & Mabury Yard Bulk Oil Storage Tanks		100,000					100,000
West Yard - Restroom Retrofit	62,454						
Other Service Yards - Construction	1,107,730	1,725,000	1,125,000	525,000	425,000	425,000	4,225,000
Service Yards - Construction	1,107,730	1,725,000	1,125,000	525,000	425,000	425,000	4,225,000
Asset Management Database	75,000	90,000	90,000	90,000	90,000	90,000	450,000
Central Service Yard Security Cameras		200,000					200,000
Debt Service on Phase I Bonds	1,667,000	1,674,000	1,662,000	1,662,000	1,657,000	1,657,000	8,312,000
Facilities Capital Repairs	25,006	26,000	27,000	28,000	29,000	30,000	140,000
Phase II Commercial Paper	893,000	695,000	695,000	695,000	695,000	695,000	3,475,000
Service Yards Equipment	95,000	95,000	95,000	95,000	95,000	95,000	475,000
Service Yards Management	372,000	380,000	390,000	401,000	414,000	426,000	2,011,000
South Yard - Vehicle Lift Replacement	100,000						
South & West Yards - Water Heaters Replacement	75,000						
Underground Fuel Tank Renovation/Replacement	59,000	59,000	59,000	59,000	59,000	59,000	295,000
VTA Property Lease	21,000	20,000	20,000	20,000	20,000	20,000	100,000
General Non-Construction - Service Yards	3,382,006	3,239,000	3,038,000	3,050,000	3,059,000	3,072,000	15,458,000

Service Yards

2019-2023 Proposed Capital Improvement Program Use of Funds (Combined)

	Estimated						
	2017-2018	2018-2019	2019-2020	2020-2021	2021-2022	2022-2023	5-Year Total
Service Yards - Non Construction	3,382,006	3,239,000	3,038,000	3,050,000	3,059,000	3,072,000	15,458,000
Infrastructure Management System - Service Yards	112,000	125,000	131,000	138,000	145,000	152,000	691,000
Allocations	112,000	125,000	131,000	138,000	145,000	152,000	691,000
City Hall Debt Service Fund	5,000	7,000	7,000	7,000	7,000	7,000	35,000
Transfers to Special Funds	5,000	7,000	7,000	7,000	7,000	7,000	35,000
General Fund - Interest Income	25,000	25,000	25,000	25,000	25,000	25,000	125,000
Transfers to the General Fund	25,000	25,000	25,000	25,000	25,000	25,000	125,000
Transfers Expense	30,000	32,000	32,000	32,000	32,000	32,000	160,000
Total Expenditures	4,631,736	5,121,000	4,326,000	3,745,000	3,661,000	3,681,000	20,534,000
Ending Fund Balance	2,944,915	1,184,915	544,915	485,915	510,915	515,915	515,915
TOTAL	7,576,651	6,305,915	4,870,915	4,230,915	4,171,915	4,196,915	21,049,915

PAGE IS INTENTIONALLY LEFT BLANK



2018-2019 CAPITAL BUDGET

**2019-2023 CAPITAL
IMPROVEMENT PROGRAM**

SERVICE YARDS

DETAIL OF PROJECTS

Service Yards Capital Program
 2019-2023 Proposed Capital Improvement Program
Detail of One-Time Construction Projects

Central Service Yard Fueling Island

CSA	Strategic Support	Initial Start Date	3rd Qtr, 2018
CSA Outcome	Safe and Functional Public Infrastructure, Facilities, and Equipment	Initial End Date	2nd Qtr, 2019
Department	Public Works	Revised Start Date	
Location	Central Service Yard, 1661 Senter Road, San Jose	Revised End Date	
Council Districts	7	Initial Project Budget	\$500,000
Appropriation	TEMP_314	FY Initiated	FY 18-19

Description This allocation funds the design and construction of a fueling island at Central Service Yard to provide fueling capacity to City vehicles maintained at the Central Service Yard.

Justification Funding is necessary for the efficient fueling of City vehicles. Approximately 250 vehicles are stationed at the Central Service Yard. Currently, Staff travel to the other Service Yards to refuel these vehicles.

Notes

Major Cost Changes

	PRIOR YEARS	FY18 EST	FY19	FY20	FY21	FY22	FY23	5 YEAR TOTAL	BEYOND 5 YEARS	PROJECT TOTAL
Expenditure Schedule (000s)										
Design			50					50		50
Construction			450					450		450
Total			500					500		500

Funding Source Schedule (000s)										
Service Yards Construction and Conveyance Tax Fund (395)			500					500		500
Total			500					500		500

Annual Operating Budget Impact (000s)										
Maintenance				6	6	6	6			
Total				6	6	6	6			

Service Yards Capital Program

2019-2023 Proposed Capital Improvement Program

Detail of One-Time Construction Projects

Mabury Pavement Repair/Resurfacing

CSA	Strategic Support	Initial Start Date	3rd Qtr 2018
CSA Outcome	Safe and Functional Public Infrastructure, Facilities, and Equipment	Initial End Date	2nd Qtr 2020
Department	Public Works	Revised Start Date	
Council Districts	3	Revised End Date	
Appropriation	Temp_271	Initial Project Budget	\$1,200,000
		FY Initiated	FY 18-19

Description This allocation provides funding for the pavement repair and resurfacing at the Mabury Yard over two years. 85% of the pavement at Mabury Yard has exceeded its useful life and is deteriorating rapidly. Due to the significant size of the Mabury Yard, in addition to the fact that the space will be an active site during the paving process, the project is spread over two years.

Justification This project is necessary to prevent damage to City vehicles and ensure the safe movement of City employees at the Mabury Yard.

Notes

Major Cost Changes

	PRIOR YEARS	FY18 EST	FY19	FY20	FY21	FY22	FY23	5 YEAR TOTAL	BEYOND 5 YEARS	PROJECT TOTAL
Expenditure Schedule (000s)										
Construction			600	600				1,200		1,200
Total			600	600				1,200		1,200

Funding Source Schedule (000s)										
Service Yards Construction and Conveyance Tax Fund (395)			600	600				1,200		1,200
Total			600	600				1,200		1,200

Annual Operating Budget Impact (000s)										
Total										

Service Yards Capital Program

2019-2023 Proposed Capital Improvement Program

Detail of One-Time Construction Projects

South Yard & Mabury Yard Bulk Oil Storage Tanks

CSA	Strategic Support	Initial Start Date	3rd Qtr 2018
CSA Outcome	Safe and Functional Public Infrastructure, Facilities and Equipment	Initial End Date	2nd Qtr 2019
Department	Public Works	Revised Start Date	
Location	South Yard and Mabury Yard	Revised End Date	
Council Districts	2 & 3	Initial Project Budget	\$100,000
Appropriation	Temp_273	FY Initiated	FY 18-19

Description This allocation funds the installation of nine bulk oil storage tanks at the South Yard and Mabury Yard. These bulk oil storage tanks store 120 gallons of petroleum each, and are equipped with dispensing equipment.

Justification This project is necessary to ensure the health and safety of City employees by preventing petroleum spills. The installation of the bulk oil storage tanks also streamlines the petroleum loading and unloading process, which currently requires a manual, time-consuming, and hazardous process of maneuvering 55 gallon drums with a two person crew.

Notes

Major Cost Changes

	PRIOR YEARS	FY18 EST	FY19	FY20	FY21	FY22	FY23	5 YEAR TOTAL	BEYOND 5 YEARS	PROJECT TOTAL
Expenditure Schedule (000s)										
Construction			100					100		100
Total			100					100		100

Funding Source Schedule (000s)										
Service Yards Construction and Conveyance Tax Fund (395)			100					100		100
Total			100					100		100

Annual Operating Budget Impact (000s)										
Total										

Service Yards Capital Program

2019-2023 Proposed Capital Improvement Program

Detail of Ongoing Construction Projects

Roof Replacement, Painting, and Supplemental Needs

CSA	Strategic Support	Initial Start Date	Ongoing
CSA Outcome	Safe and Functional Public Infrastructure, Facilities, and Equipment	Initial End Date	Ongoing
Department	Public Works	Revised Start Date	
Location	All City Service Yards	Revised End Date	
Council Districts	N/A	Initial Project Budget	
Appropriation	A4276		

Description This allocation funds emergency repairs and miscellaneous projects such as parking site improvements and repaving, roof repair and replacement, and painting.

Justification Funding is necessary for the repairs and minor improvements needed to maintain facilities and provide for the health and safety of City employees.

Notes Project schedule dates and selected budget information are not provided due to the ongoing nature of the project.

Major Cost Changes

	FY18 EST	FY19	FY20	FY21	FY22	FY23	5 YEAR TOTAL
Expenditure Schedule (000s)							
Design	0						
Construction	575	525	525	525	425	425	2,425
Total	575	525	525	525	425	425	2,425

Funding Source Schedule (000s)							
Service Yards Construction and Conveyance Tax Fund (395)	575	525	525	525	425	425	2,425
Total	575	525	525	525	425	425	2,425

Annual Operating Budget Impact (000s)							
Total							

Service Yards Capital Program

2019-2023 Proposed Capital Improvement Program

Detail of One-Time Non-Construction Projects

Central Service Yard Security Cameras

CSA Strategic Support
CSA Outcome Safe and Functional Public Infrastructure, Facilities, and Equipment
Department Public Works
Council Districts 7
Appropriation Temp_272

Description This allocation provides funding for the installation of security cameras at the Central Service Yard for theft prevention.

Notes

	PRIOR YEARS	FY18 EST	FY19	FY20	FY21	FY22	FY23	5 YEAR TOTAL	BEYOND 5 YEARS	PROJECT TOTAL
Expenditure Schedule (000s)										
Equipment, Materials and Supplies			200					200		200
Total			200					200		200

Funding Source Schedule (000s)										
Service Yards Construction and Conveyance Tax Fund (395)			200					200		200
Total			200					200		200

Service Yards Capital Program

2019-2023 Proposed Capital Improvement Program

Detail of One-Time Non-Construction Projects

Debt Service on Phase I Bonds

CSA Strategic Support
CSA Outcome Safe and Functional Public Infrastructure, Facilities, and Equipment
Department Public Works
Council Districts N/A
Appropriation A4752

Description This allocation provides funding for debt service payments for Phase I of the Central Service Yard expansion.

Notes

	PRIOR YEARS	FY18 EST	FY19	FY20	FY21	FY22	FY23	5 YEAR TOTAL	BEYOND 5 YEARS	PROJECT TOTAL
Expenditure Schedule (000s)										
General Administration	19,774	1,667	1,674	1,662	1,662	1,657	1,657	8,312	1,648	31,401
Total	19,774	1,667	1,674	1,662	1,662	1,657	1,657	8,312	1,648	31,401

Funding Source Schedule (000s)										
Service Yards Construction and Conveyance Tax Fund (395)	15,457	1,667	1,674	1,662	1,662	1,657	1,657	8,312	1,648	27,084
General Fund	4,317									4,317
Total	19,774	1,667	1,674	1,662	1,662	1,657	1,657	8,312	1,648	31,401

Service Yards Capital Program

2019-2023 Proposed Capital Improvement Program

Detail of One-Time Non-Construction Projects

Phase II Commercial Paper

CSA Strategic Support
CSA Outcome Safe and Functional Public Infrastructure, Facilities, and Equipment
Department Public Works
Council Districts N/A
Appropriation A7005

Description This allocation provides funding for payments on Phase II Commercial Paper. Central Service Yard Phase II Commercial Paper was issued as interim financing for the Central Service Yard Phase II Project. The majority of this commercial paper was to be paid off from proceeds from the sale of the Main Yard. The sale of the Main Yard occurred in 2016-2017, and it is anticipated that the balance of the commercial paper debt, including interest, will be paid off over a period of seven years after the sale of the Main Yard (2023-2024).

Notes

	PRIOR YEARS	FY18 EST	FY19	FY20	FY21	FY22	FY23	5 YEAR TOTAL	BEYOND 5 YEARS	PROJECT TOTAL
Expenditure Schedule (000s)										
General Administration	2,731	893	695	695	695	695	695	3,475	1,390	8,489
Total	2,731	893	695	695	695	695	695	3,475	1,390	8,489

Funding Source Schedule (000s)										
Service Yards Construction and Conveyance Tax Fund (395)	2,731	893	695	695	695	695	695	3,475	1,390	8,489
Total	2,731	893	695	695	695	695	695	3,475	1,390	8,489

Service Yards Capital Program
2019-2023 Proposed Capital Improvement Program

Detail of Ongoing Non-Construction Projects

Asset Management Database

CSA Strategic Support
CSA Outcome Safe and Functional Public Infrastructure, Facilities, and Equipment
Department Public Works
Council Districts City-wide
Appropriation A7406

Description This allocation provides funding for the ongoing support of the AssetWorks database, which tracks the City's assets.

Notes Selected budget information is not provided due to the ongoing nature of the project.

	FY18 EST	FY19	FY20	FY21	FY22	FY23	5 YEAR TOTAL
Expenditure Schedule (000s)							
General Administration	75	90	90	90	90	90	450
Total	75	90	90	90	90	90	450

	FY18 EST	FY19	FY20	FY21	FY22	FY23	5 YEAR TOTAL
Funding Source Schedule (000s)							
Service Yards Construction and Conveyance Tax Fund (395)	75	90	90	90	90	90	450
Total	75	90	90	90	90	90	450

Service Yards Capital Program
 2019-2023 Proposed Capital Improvement Program
Detail of Ongoing Non-Construction Projects

Facilities Capital Repairs

CSA Strategic Support
CSA Outcome Safe and Functional Public Infrastructure, Facilities, and Equipment
Department Public Works
Council Districts N/A
Appropriation A7388

Description This allocation funds capital repairs at the City's Service Yards. Funding is used to address the maintenance requirements of Service Yard facilities to avoid significant failures.

Notes Selected budget information is not provided due to the ongoing nature of the project.

	FY18 EST	FY19	FY20	FY21	FY22	FY23	5 YEAR TOTAL
Expenditure Schedule (000s)							
Maintenance, Repairs, Other	25	26	27	28	29	30	140
Total	25	26	27	28	29	30	140

	FY18 EST	FY19	FY20	FY21	FY22	FY23	5 YEAR TOTAL
Funding Source Schedule (000s)							
Service Yards Construction and Conveyance Tax Fund (395)	25	26	27	28	29	30	140
Total	25	26	27	28	29	30	140

Service Yards Capital Program
 2019-2023 Proposed Capital Improvement Program
Detail of Ongoing Non-Construction Projects

Service Yards Equipment

CSA Strategic Support
CSA Outcome Safe and Functional Public Infrastructure, Facilities, and Equipment
Department Public Works
Council Districts City-wide
Appropriation A6088

Description This allocation funds the purchase of shop equipment including lifts, stands, overhead reels, air systems, and computer hardware.

Notes Selected budget information is not provided due to the ongoing nature of this project.

	FY18 EST	FY19	FY20	FY21	FY22	FY23	5 YEAR TOTAL
Expenditure Schedule (000s)							
Equipment, Materials and Supplies	95	95	95	95	95	95	475
Total	95	95	95	95	95	95	475

	FY18 EST	FY19	FY20	FY21	FY22	FY23	5 YEAR TOTAL
Funding Source Schedule (000s)							
Service Yards Construction and Conveyance Tax Fund (395)	95	95	95	95	95	95	475
Total	95	95	95	95	95	95	475

Service Yards Capital Program
2019-2023 Proposed Capital Improvement Program

Detail of Ongoing Non-Construction Projects

Service Yards Management

CSA Strategic Support
CSA Outcome Safe and Functional Public Infrastructure, Facilities, and Equipment
Department Public Works
Council Districts N/A
Appropriation A5886

Description This allocation provides funding for Service Yards program staff.

Notes Selected budget information is not provided due to the ongoing nature of this project.

	FY18 EST	FY19	FY20	FY21	FY22	FY23	5 YEAR TOTAL
Expenditure Schedule (000s)							
General Administration	372	380	390	401	414	426	2,011
Total	372	380	390	401	414	426	2,011

Funding Source Schedule (000s)							
Service Yards Construction and Conveyance Tax Fund (395)	372	380	390	401	414	426	2,011
Total	372	380	390	401	414	426	2,011

Service Yards Capital Program
2019-2023 Proposed Capital Improvement Program

Detail of Ongoing Non-Construction Projects

Underground Fuel Tank Renovation/Replacement

CSA Environmental and Utility Services
CSA Outcome Safe and Functional Public Infrastructure, Facilities and Equipment
Department Public Works
Council Districts N/A
Appropriation A4275

Description This allocation funds the monitoring of fuel tanks at City facilities and the removal and/or replacement of leaking fuel tanks and necessary soil clean-up. Costs for replacement and soil clean-up will vary depending on the extent of fuel leakage.

Notes Selected budget information is not provided due to the ongoing nature of this project.

	FY18 EST	FY19	FY20	FY21	FY22	FY23	5 YEAR TOTAL
Expenditure Schedule (000s)							
Project Feasibility Development	59	59	59	59	59	59	295
Total	59	59	59	59	59	59	295

	FY18 EST	FY19	FY20	FY21	FY22	FY23	5 YEAR TOTAL
Funding Source Schedule (000s)							
Service Yards Construction and Conveyance Tax Fund (395)	59	59	59	59	59	59	295
Total	59	59	59	59	59	59	295

Service Yards Capital Program
 2019-2023 Proposed Capital Improvement Program
Detail of Ongoing Non-Construction Projects

VTA Property Lease

CSA Strategic Support
CSA Outcome Safe and Functional Public Infrastructure, Facilities, and Equipment
Department Public Works
Council Districts 4
Appropriation A4913

Description This allocation funds leased space owned by the Valley Transportation Authority (VTA) that is adjacent to the Mabury Yard. This funding is necessary to provide critical parking and storage for Mabury Yard operations.

Notes Selected budget information is not provided due to the ongoing nature of this project.

	FY18 EST	FY19	FY20	FY21	FY22	FY23	5 YEAR TOTAL
Expenditure Schedule (000s)							
Property & Land	21	20	20	20	20	20	100
Total	21	20	20	20	20	20	100

	FY18 EST	FY19	FY20	FY21	FY22	FY23	5 YEAR TOTAL
Funding Source Schedule (000s)							
Service Yards Construction and Conveyance Tax Fund (395)	21	20	20	20	20	20	100
Total	21	20	20	20	20	20	100

PAGE IS INTENTIONALLY LEFT BLANK