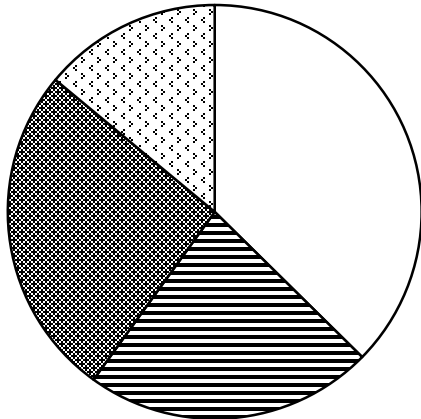


LIBRARY

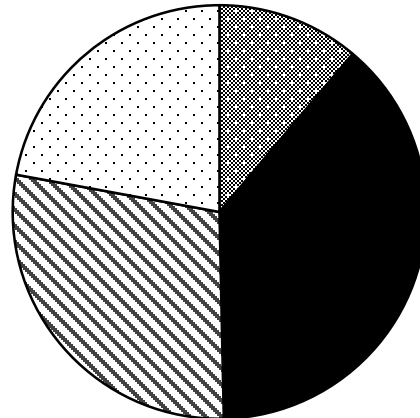
2018-2022 Capital Improvement Program

**2017-2018 Adopted
Source of Funds**



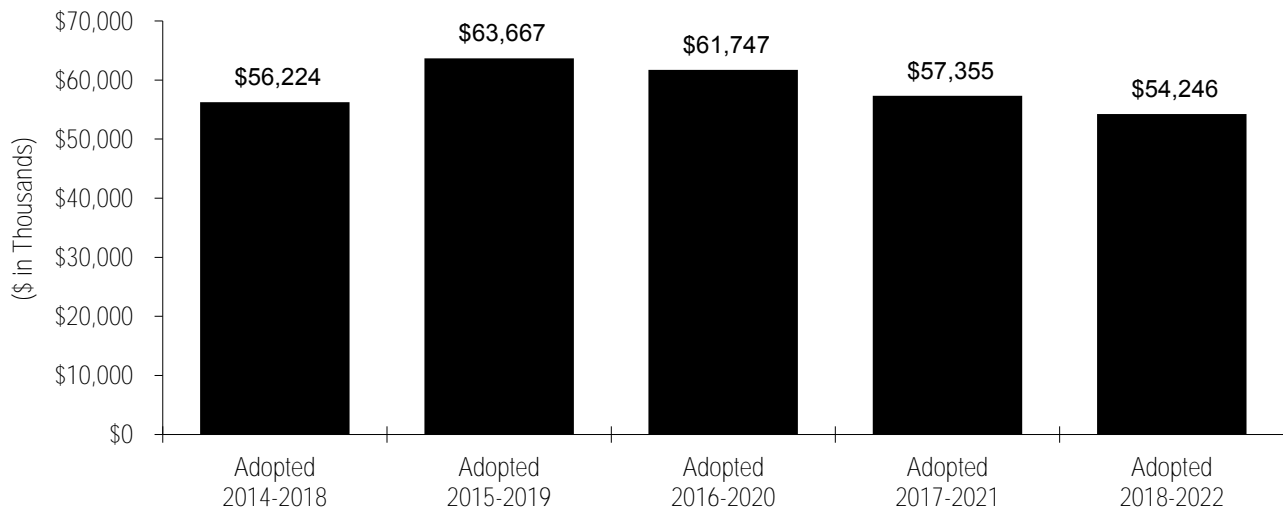
- Beginning Fund Balance
- ▨ Taxes, Fees and Charges
- ▩ Sale of Bonds
- ▧ Transfers and Misc. Revenue

**2017-2018 Adopted
Use of Funds**



- ▩ Construction Projects
- Non-Construction Projects
- ▧ Transfers and Reserves
- Ending Fund Balance

CIP History



PAGE IS INTENTIONALLY LEFT BLANK

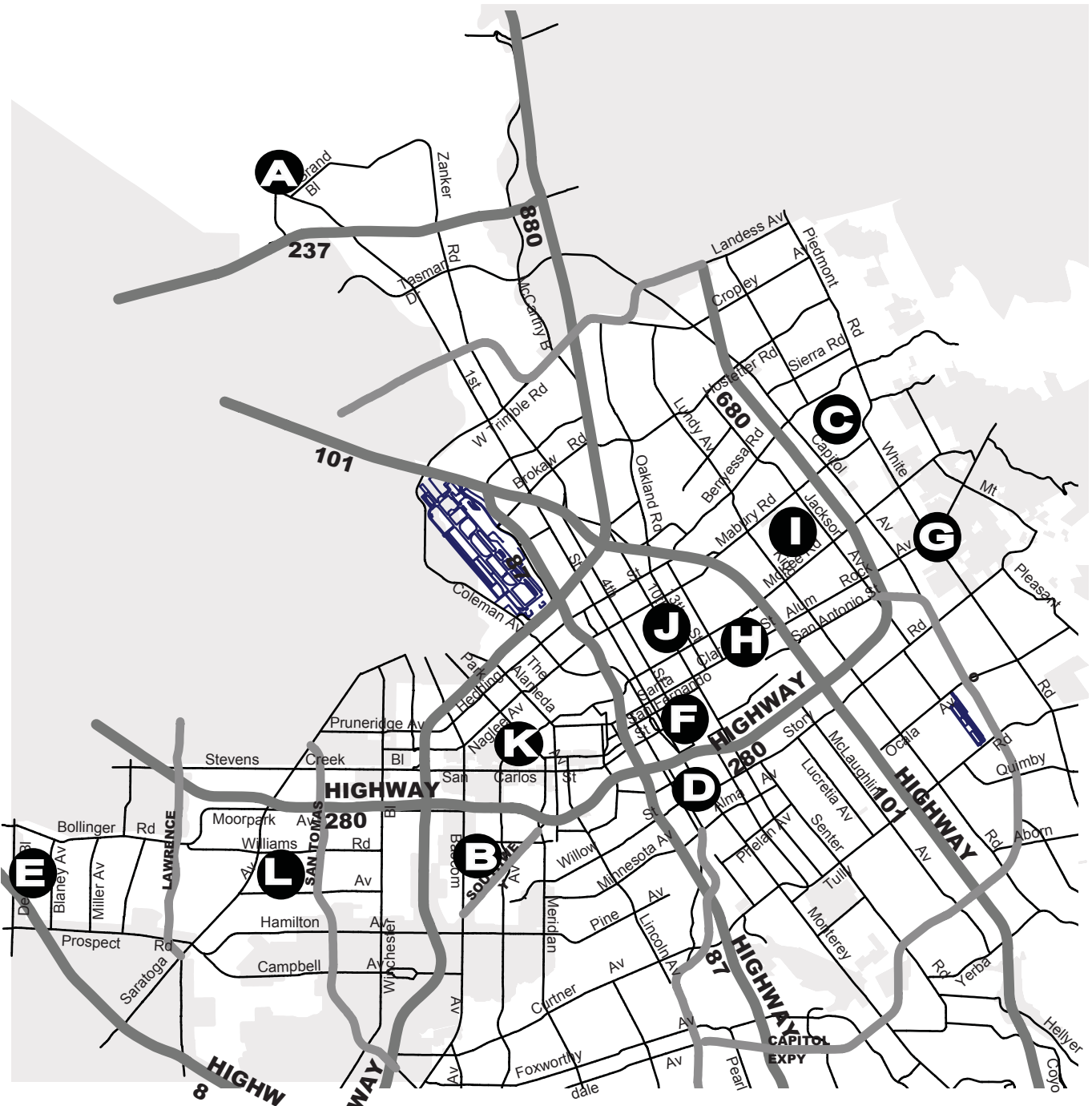
Library

2018-2022 Adopted Capital Improvement Program

Library Locations

North

- A)** Alviso
- B)** Bascom
- C)** Berryessa
- D)** Biblioteca Latinoamericana
- E)** Calabazas
- F)** Dr. Martin Luther King, Jr.
- G)** Dr. Roberto Cruz Alum Rock
- H)** East San José Carnegie
- I)** Educational Park
- J)** Joyce Ellington
- K)** Rose Garden
- L)** West Valley



PAGE IS INTENTIONALLY LEFT BLANK

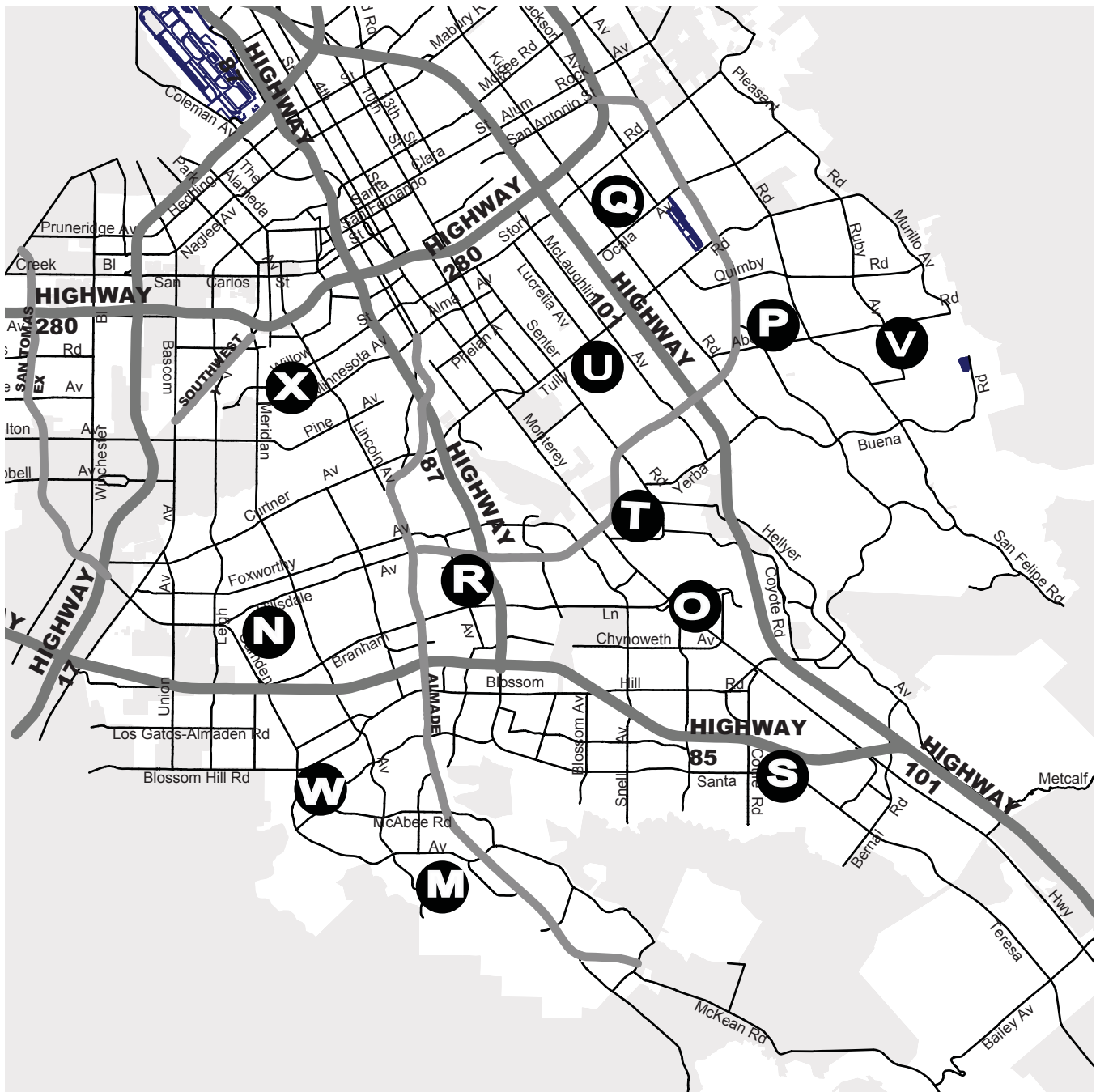
Library

2018-2022 Adopted Capital Improvement Program

Library Locations

South

- M)** Almaden
- N)** Cambrian
- O)** Edenvale
- P)** Evergreen
- Q)** Hillview
- R)** Pearl Avenue
- S)** Santa Teresa
- T)** Seven Trees
- U)** Tully Community
- V)** Village Square
- W)** Vineland
- X)** Willow Glen



PAGE IS INTENTIONALLY LEFT BLANK

Library

2018-2022 Adopted Capital Improvement Program

Overview

INTRODUCTION

The Library Capital Program provides funding to construct new library facilities, acquire materials, install automation equipment to improve information access and electronic processing, and support other miscellaneous facility improvements.

The 2018-2022 Adopted Capital Improvement Program (CIP) provides funding of \$54.2 million, of which \$22.7 million is allocated in 2017-2018. The 5-year CIP includes \$13.0 million from the Library Parcel Tax (LPT). On June 3, 2014, over 81% of San José voters approved the continuation of the Library Parcel Tax for the next 25 years, starting in 2015-2016. This extension of the LPT provides the Library the stability needed to position the Department for growth.

SAN JOSE PUBLIC LIBRARY Annual Statistics as of June 30, 2017	
Number of Facilities Open in 2016-2017	24
Number of Materials Purchased in 2016-2017	290,000
Number of Materials Sorted by Automated Handling Machines	4,650,000
Percentage of Materials Checked Out with Self-Check Machines	91%

This program is part of the Neighborhood Services City Service Area (CSA) and supports the following outcomes: *Safe and Clean Parks, Facilities, and Attractions* and *Vibrant Cultural, Learning, Recreation, and Leisure Opportunities*.

PROGRAM PRIORITIES AND OBJECTIVES

The objective of the Library's CIP is to provide readily accessible, quality library services to San José residents. The following two metrics are used to help evaluate the availability of library resources:

- Square feet of library facilities per capita
 - 0.43 per capita without Dr. Martin Luther King, Jr. Library; and
 - 0.59 with Dr. Martin Luther King, Jr. Library
- Acquisition of books per year

The targets of 0.43 and 0.59 square feet of library facilities per capita were established as part of the Branch Facilities Master Plan (2000) assuming a population increase of approximately 18% between 1999-2000 and 2019-2020. These targets have driven the City's efforts to expand 14 and build six new branch libraries. With the final Village Square Branch library opened in April 2016, the San José Library system currently almost meets its target at 0.41 and 0.57 square feet of library facilities per capita. It is anticipated that square feet of library facilities per capita remain slightly below the target over the five-year period.

Library

2018-2022 Adopted Capital Improvement Program

Overview

PROGRAM PRIORITIES AND OBJECTIVES

The Library Department also measures the acquisition of books per year. The goal for the 2018-2022 Adopted CIP is to acquire an average of 250,000 materials annually. Over the past few years, book acquisitions have exceeded the target due to the availability of the Library Parcel Tax funding, which has been used to supplement Construction and Conveyance (C&C) Tax funding to purchase materials, as well as the purchase of entirely new and complete collections for the newly opened branch libraries.

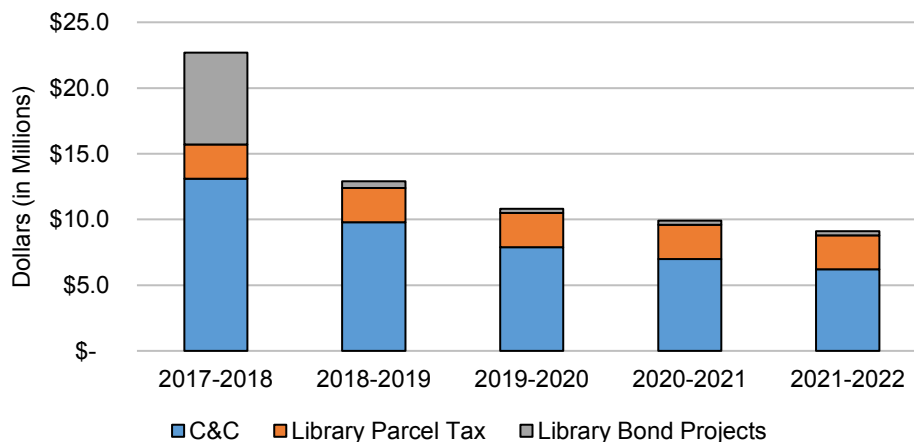
	<u>Target 2018-2022</u>	<u>Est. Actual 06/30/17</u>	<u>Estimated 2017-2018</u>	<u>Estimated 2021-2022</u>
Square feet of library facilities per capita (including King Library)	0.59	0.58	0.57	0.56
Square feet of library facilities per capita (excluding King Library)	0.43	0.41	0.41	0.40
Acquisition of materials per year	250,000*	250,000*	250,000	250,000

* Five-year average

SOURCES OF FUNDING

The 2018-2022 Adopted CIP provides funding of \$54.2 million, of which \$22.7 million is allocated in 2017-2018. The program funding level decreased by \$3.2 million from \$57.4 million in the 2017-2021 Adopted CIP, mainly due to a lower level of C&C Tax fund balance being carried forward from 2016-2017, and a lower amount of funds remaining in the Branch Libraries Bond Projects fund, partially offset by higher Library Parcel Tax funds. Revenue for the 2018-2022 Adopted CIP is derived primarily from three sources: Library C&C Tax Revenues (\$25.0 million); the Library Parcel Tax (\$13.0 million); and bond proceeds in the Branch Libraries Bond Projects Fund (\$5.9 million).

Summary of Revenues



Library

2018-2022 Adopted Capital Improvement Program

Overview

SOURCES OF FUNDING

The 2017-2018 Adopted Capital Budget estimate for C&C taxes is \$36.0 million, of which 14.2% (\$5.1 million) is allocated to the Library Capital Program. Approximately 99% of this tax is derived from a transfer tax imposed upon each transfer of real property, with the remaining 1% generated from a construction tax levied on most types of construction. The 2018-2022 CIP assumes 2016-2017 C&C revenues of \$38.0 million will be lower than the 2015-2016 receipts of \$42.7 million by approximately 11.0%, decrease again slightly in 2017-2018 to \$36.0 million and then remain flat at \$35.0 million for each remaining year of the CIP. Over the five years of the CIP, collections allocated to the Library Capital Program will total \$25.0 million. For additional information regarding C&C Tax revenue, please refer to the Construction and Conveyance Tax section of the Summary of Capital Improvement Program Revenues, which is located in the Summary Information (Section III) of this CIP.

For many years, the Library Parcel Tax has been a significant source of support for the Library's Capital Budget. For 2017-2018, the Parcel Tax provides 34% of the \$5.9 million Acquisition of Materials budget and 60% of the \$1.0 million Automation Projects and System Maintenance budget. On June 3, 2014, over 81% of San José voters approved the continuation of the Library Parcel Tax for 25 years, beginning in 2015-2016. This commitment of Library resources is critical to maintaining the Library's ongoing efforts and supporting its potential growth.

The Branch Facilities Master Plan concluded that the City's branch library system needed significant capital improvements, including reconstruction or replacement of 14 of the 17 existing branches, and construction of six additional branches in underserved neighborhoods. In November 2000, 75.7% of San José voters approved a \$212 million Library bond measure to improve the branch library system in accordance with the Branch Facilities Master Plan. In April 2016, the new Village Square Branch Library was opened to the public, marking the completion of the last programmed bond project. The balance of \$5.9 million in bond proceeds along with the remaining balance in the fund (\$1.1 million) are allocated in the 2018-2022 Adopted CIP for a new suite of bond eligible projects.



Village Square Branch Library

Library

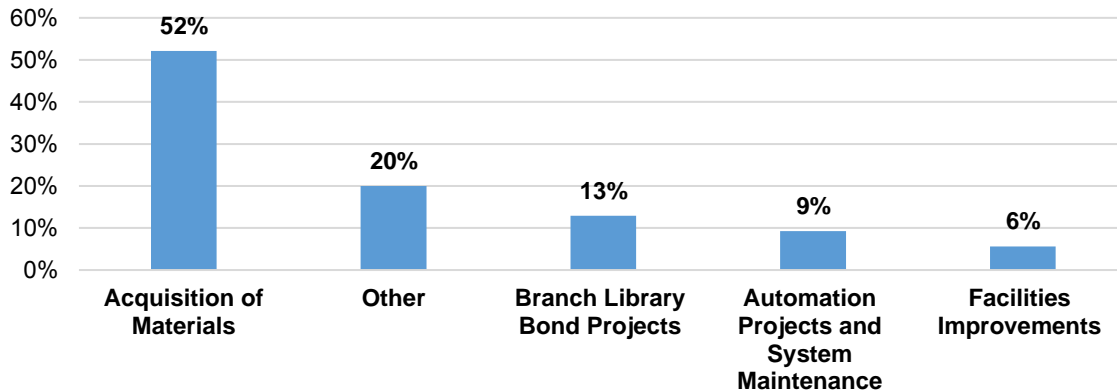
2018-2022 Adopted Capital Improvement Program

Overview

PROGRAM HIGHLIGHTS

The Library Capital Program’s expenditures are organized to show the use of funds in several categories. The following highlights the major projects in the program. For further information on the program’s individual projects, please refer to the Detail Pages.

2018-2022 Library Capital Program Expenditures
\$53.9 million
(excludes Ending Fund Balance)



Branch Library Bond Projects

The 2018-2022 Adopted CIP contains funding for improvements and efficiency projects to the City’s oldest branch libraries. In addition, \$5.9 million is set aside in a Library Bond Projects Improvement Reserve to be allocated in a future budget process after projects are identified and prioritized.

Facilities Improvements and Equipment

The 2018-2022 Adopted CIP continues funding for the improvement and maintenance of library facilities. Key improvements include escalator replacements at the Dr. Martin Luther King, Jr. Library (\$1.1 million) and preventative measures that include painting, carpet installation, parking lot repairs, heating, ventilation and air conditioning (HVAC) upgrades, and roof repairs or replacement (\$3.0 million) at all facilities.

Acquisition of Materials

A total of \$28.1 million is allocated in the 2018-2022 Adopted CIP for the purchase of new materials. This funding enables the Library Department to add new materials at all facilities, including non-English language materials, children’s books, large type books, audio books, and media materials. On an annual basis, the Library needs to replenish its inventory to ensure the public has access to high quality and current materials.

Library

2018-2022 Adopted Capital Improvement Program

Overview

PROGRAM HIGHLIGHTS

Automation Projects and System Maintenance

The 2018-2022 Adopted CIP includes \$5.0 million for Automation Projects and System Maintenance, which will benefit all service outlets and work units. The Library Department will continue the installation and maintenance of internet and online reference sources for public use, conversion to Radio Frequency Identification self-service check-out systems, and additional computer workstations at all facilities. By the end of 2017-2018, 19 of 23 branch libraries will have Automated Materials Handling systems. Two of the branches will have two systems, interior and a drive up.



**Radio Frequency Identification
Self-Service Check-Out System**

MAJOR CHANGES FROM THE 2017-2021 ADOPTED CIP

The overall size of the Library CIP has decreased by \$3.2 million from \$57.4 million in the 2017-2021 Adopted CIP to \$54.2 million in the 2018-2022 Adopted CIP primarily due to the completion of Automated Materials Handling project. The following table outlines the most significant changes to project budgets, including new/augmented allocations and reduced/eliminated allocations.

Project	Incr/(Decr)
Bridge Libraries	\$650,000
Future Capital Projects Reserve	(\$1,595,000)

OPERATING BUDGET IMPACT

It is anticipated that there will be no additional operating and maintenance costs associated with projects included in the 2018-2022 Adopted CIP.

COUNCIL-APPROVED REVISIONS TO THE PROPOSED CAPITAL IMPROVEMENT PROGRAM

During the June budget hearings, City Council approved several changes to the Proposed Capital Improvement Program. The rebudgeting of unexpended funding for projects totaling \$432,000 due to project delays was approved. For additional information regarding any of these approved actions, please refer to the Manager's Budget Addendum #26, as approved by the City Council on June 20, 2016.

PAGE IS INTENTIONALLY LEFT BLANK



2017-2018 CAPITAL BUDGET

**2018-2022 CAPITAL
IMPROVEMENT PROGRAM**

LIBRARY

**SOURCE AND USE OF FUNDS
STATEMENTS**

Library Capital
2018-2022 Adopted Capital Improvement Program
Source of Funds (Combined)

	<u>Estimated 2016-2017</u>	<u>2017-2018</u>	<u>2018-2019</u>	<u>2019-2020</u>	<u>2020-2021</u>	<u>2021-2022</u>	<u>5-Year Total</u>
Library Construction and Conveyance Tax Fund							
Beginning Fund Balance	9,492,827	7,652,409	4,536,009	2,628,609	1,712,209	892,809	7,652,409
Reserve for Encumbrance	1,998,786						
Transfers	185						
Revenue from Use of Money and Property	94,000	95,000	95,000	95,000	95,000	95,000	475,000
Other Revenue	422,000	223,000	223,000	223,000	223,000	223,000	1,115,000
Construction & Conveyance Tax	5,404,000	5,119,000	4,977,000	4,977,000	4,977,000	4,977,000	25,027,000
TOTAL Library Construction and Conveyance Tax Fund	17,411,799	13,089,409	9,831,009	7,923,609	7,007,209	6,187,809	34,269,409
Library Parcel Tax Fund							
Beginning Fund Balance		0	0	0	0	0	0
Reserve for Encumbrance	0						
Transfers	2,606,501	2,600,000	2,600,000	2,600,000	2,600,000	2,600,000	13,000,000
TOTAL Library Parcel Tax Fund	2,606,501	2,600,000	2,600,000	2,600,000	2,600,000	2,600,000	13,000,000
Branch Libraries Bond Projects Fund							
Beginning Fund Balance	428,593	817,473	475,173	341,873	310,860	312,060	817,473
Reserve for Encumbrance	1,165,668						
Transfers	350,000	247,000					247,000
Revenue from Use of Money and Property	13,000	3,700	1,700	1,300	1,200		7,900

Library Capital
2018-2022 Adopted Capital Improvement Program
Source of Funds (Combined)

	<u>Estimated 2016-2017</u>	<u>2017-2018</u>	<u>2018-2019</u>	<u>2019-2020</u>	<u>2020-2021</u>	<u>2021-2022</u>	<u>5-Year Total</u>
Financing Proceeds		5,905,000					5,905,000
TOTAL Branch Libraries Bond Projects Fund	1,957,261	6,973,173	476,873	343,173	312,060	312,060	6,977,373
Total Sources	21,975,561	22,662,582	12,907,882	10,866,782	9,919,269	9,099,869	54,246,782

Library Capital
2018-2022 Adopted Capital Improvement Program
Use of Funds (Combined)

	Estimated 2016-2017	2017-2018	2018-2019	2019-2020	2020-2021	2021-2022	5-Year Total
<u>Library Capital</u>							
Alviso Branch Reconfiguration		300,000					300,000
Branch Efficiency Projects	247,599	344,000	185,000	97,313	65,000	65,000	756,313
Miscellaneous Post Construction Costs	100,000						
Village Square Branch	9,095						
Village Square Branch Library Improvements		100,000					100,000
Branch Library Bond Projects	356,695	744,000	185,000	97,313	65,000	65,000	1,156,313
Dr. Martin Luther King, Jr. Library Escalator Replacements		246,000	223,000	223,000	223,000	223,000	1,138,000
Dr. Martin Luther King, Jr. Library Major Maintenance		500,000	750,000				1,250,000
Dr. Martin Luther King, Jr. Library Sprinkler Replacements		399,000					399,000
Facilities Improvements - Library Capital	682,000	638,000	600,000	600,000	600,000	600,000	3,038,000
Bridge Libraries		650,000					650,000
Other Library - Construction	682,000	1,783,000	1,573,000	823,000	823,000	823,000	5,825,000
Library - Construction	1,038,695	2,527,000	1,758,000	920,313	888,000	888,000	6,981,313
Acquisition of Materials	6,439,501	5,979,000	5,529,000	5,529,000	5,529,000	5,529,000	28,095,000
Automation Projects and System Maintenance	1,233,000	1,000,000	1,000,000	1,000,000	1,000,000	1,000,000	5,000,000
Branch Libraries Fixtures, Furnishings and Equipment	13,251						
Building Assessment Study	100,000	67,000					67,000
Facilities Management	366,000	376,000	387,000	399,000	411,000	423,000	1,996,000
General Equipment and Furnishings	841,000	434,000	387,000	396,000	404,000	412,000	2,033,000
Materials Handling Technology	2,254,921						
Mobile Maker[Space]ship Vehicle	420,000	12,400	2,400	132,400	2,400	2,400	152,000
Program Management - Library Bond Projects	14,000	14,000	15,000				29,000

Library Capital

2018-2022 Adopted Capital Improvement Program

Use of Funds (Combined)

	Estimated						
	2016-2017	2017-2018	2018-2019	2019-2020	2020-2021	2021-2022	5-Year Total
Program Management - Library Capital Program	190,000	196,000	202,000	208,000	214,000	220,000	1,040,000
General Non-Construction - Library	11,871,673	8,728,400	7,522,400	7,664,400	7,560,400	7,586,400	39,062,000
Library - Non Construction	11,871,673	8,728,400	7,522,400	7,664,400	7,560,400	7,586,400	39,062,000
Infrastructure Management System - Library	121,311	129,000	135,000	142,000	149,000	156,000	711,000
Allocations	121,311	129,000	135,000	142,000	149,000	156,000	711,000
Branch Libraries Bond Projects Fund - Approp	350,000	247,000					247,000
Transfers to Capital Funds	350,000	247,000					247,000
City Hall Debt Service Fund	30,000	20,000	22,000	22,000	22,000	22,000	108,000
Transfers to Special Funds	30,000	20,000	22,000	22,000	22,000	22,000	108,000
General Fund - Interest Income	94,000	95,000	95,000	95,000	95,000	95,000	475,000
Transfers to the General Fund	94,000	95,000	95,000	95,000	95,000	95,000	475,000
Transfers Expense	474,000	362,000	117,000	117,000	117,000	117,000	830,000
Future Capital Projects Reserve			405,000				405,000
Library Bond Projects Reserve		5,905,000					5,905,000
Expense Reserves - Non Construction		5,905,000	405,000				6,310,000
Total Expenditures	13,505,679	17,651,400	9,937,400	8,843,713	8,714,400	8,747,400	53,894,313
Ending Fund Balance	8,469,882	5,011,182	2,970,482	2,023,069	1,204,869	352,469	352,469
TOTAL	21,975,561	22,662,582	12,907,882	10,866,782	9,919,269	9,099,869	54,246,782



2017-2018 CAPITAL BUDGET

**2018-2022 CAPITAL
IMPROVEMENT PROGRAM**

LIBRARY

DETAIL OF PROJECTS

Library Capital Program

2018-2022 Adopted Capital Improvement Program

Detail of One-Time Construction Projects

Alviso Branch Reconfiguration

CSA	Neighborhood Services	Initial Start Date	3rd Qtr. 2015
CSA Outcome	Safe and Clean Parks, Facilities, and Attractions	Initial End Date	2nd Qtr. 2016
Department	Library	Revised Start Date	3rd Qtr. 2017
Location	5050 North First Street	Revised End Date	2nd Qtr. 2018
Council Districts	4	Initial Project Budget	\$300,000
Appropriation	A6406	FY Initiated	2015-2016

Description This project provides funding to add improvements at the Alviso Branch Library that include: creating separate dedicated computer use areas for children and adults; modifying the interior layout of the Branch to improve use of space in both the public and staff work areas; and enclosing an area of the branch to give access to a community room even when the library is closed.

Justification The Library bond measure supported the construction or expansion of 20 branch libraries. Alviso Branch was not one of them. This library, one of the oldest branches in the system, is in the North San José area, which is a community that has grown substantially since the November 2000 passage of the bond measure. These improvements enhance the library that serves this community.

Notes

Major Cost Changes

	PRIOR YEARS	FY17 EST	FY18	FY19	FY20	FY21	FY22	5 YEAR TOTAL	BEYOND 5 YEARS	PROJECT TOTAL
Expenditure Schedule (000s)										
Construction			300					300		300
Total			300					300		300

	PRIOR YEARS	FY17 EST	FY18	FY19	FY20	FY21	FY22	5 YEAR TOTAL	BEYOND 5 YEARS	PROJECT TOTAL
Funding Source Schedule (000s)										
Branch Libraries Bond Projects Fund			300					300		300
Total			300					300		300

	PRIOR YEARS	FY17 EST	FY18	FY19	FY20	FY21	FY22	5 YEAR TOTAL	BEYOND 5 YEARS	PROJECT TOTAL
Annual Operating Budget Impact (000s)										
Total										

Library Capital Program
 2018-2022 Adopted Capital Improvement Program
Detail of One-Time Construction Projects

Bridge Libraries

CSA	Neighborhood Services	Initial Start Date	3rd Qtr. 2017
CSA Outcome	Safe and Clean Parks, Facilities and Attractions	Initial End Date	2nd Qtr. 2018
Department	Library	Revised Start Date	
Location	Evans Lane	Revised End Date	
Council Districts	5, 6	Initial Project Budget	\$650,000
Appropriation	A401Q	FY Initiated	2016-2017

Description This project provides funding for the development of up to two Bridge Branch Libraries on City-owned and School District land. New Bridge Libraries projects will provide a space for the community to convene, engage, and access resources bridging known geographic and economic barriers and serve as a local hub for offering a range of library programs for both youth and their families. Funds may be used to provide any needed remodeling to an in-kind facility at the School District site or interiors such as shelving. Other opportunities may arise that meet the stated needs which will allow for partnership resources and minimize department costs of expanding access.

Justification In response to the need for literacy resources for low-income families and the potential of minimizing cost through partnerships, the San Jose Public Library has partnered with First 5 to install small bridge libraries within Family Resource Centers.

Notes

Major Cost Changes

	PRIOR YEARS	FY17 EST	FY18	FY19	FY20	FY21	FY22	5 YEAR TOTAL	BEYOND 5 YEARS	PROJECT TOTAL
Expenditure Schedule (000s)										
Construction			650					650		650
Total			650					650		650

Funding Source Schedule (000s)										
Library Construction and Conveyance Tax Fund			650					650		650
Total			650					650		650

Annual Operating Budget Impact (000s)										
Total										

Library Capital Program

2018-2022 Adopted Capital Improvement Program

Detail of One-Time Construction Projects

Dr. Martin Luther King, Jr. Library Escalator Replacements

CSA	Neighborhood Services	Initial Start Date	3rd Qtr. 2016
CSA Outcome	Safe and Clean Parks, Facilities, and Attractions	Initial End Date	2nd Qtr. 2023
Department	Library	Revised Start Date	3rd Qtr 2017
Location	150 East San Fernando Street	Revised End Date	
Council Districts	3	Initial Project Budget	\$1,361,000
Appropriation	A7861	FY Initiated	2016-2017

Description This project provides funding for the six escalator replacements at Dr. Martin Luther King, Jr. Library. The replacement projects are scheduled through 2022-2023. Per the agreement between the City and San José State University (SJSU), this project will be managed by SJSU's Facilities Development and Operations Department in coordination with the Library Department. The identified expense in the CIP reflects the City's estimated 50% cost-share amount.

Justification This project will replace the escalators that are nearing the end of their useful life and will reduce the increasing maintenance and repair costs of the aging escalators.

Notes

Major Cost Changes

	PRIOR YEARS	FY17 EST	FY18	FY19	FY20	FY21	FY22	5 YEAR TOTAL	BEYOND 5 YEARS	PROJECT TOTAL
Expenditure Schedule (000s)										
Construction			246	223	223	223	223	1,138	223	1,361
Total			246	223	223	223	223	1,138	223	1,361

	PRIOR YEARS	FY17 EST	FY18	FY19	FY20	FY21	FY22	5 YEAR TOTAL	BEYOND 5 YEARS	PROJECT TOTAL
Funding Source Schedule (000s)										
Library Construction and Conveyance Tax Fund			246	223	223	223	223	1,138	223	1,361
Total			246	223	223	223	223	1,138	223	1,361

	PRIOR YEARS	FY17 EST	FY18	FY19	FY20	FY21	FY22	5 YEAR TOTAL	BEYOND 5 YEARS	PROJECT TOTAL
Annual Operating Budget Impact (000s)										
Total										

Library Capital Program

2018-2022 Adopted Capital Improvement Program

Detail of One-Time Construction Projects

Dr. Martin Luther King, Jr. Library Major Maintenance

CSA	Neighborhood Services	Initial Start Date	3rd Qtr. 2017
CSA Outcome	Safe and Clean Parks, Facilities, and Attractions	Initial End Date	2nd Qtr. 2019
Department	Library	Revised Start Date	
Location	150 East San Fernando Street	Revised End Date	
Council Districts	3	Initial Project Budget	\$1,250,000
Appropriation	A402G	FY Initiated	2017-2018

Description This allocation provides funding for the HVAC replacement project at Dr. Martin Luther King, Jr. Library. The replacement project is scheduled to be completed over two fiscal years. Per the agreement between the City and San José State University (SJSU), this project will be managed by SJSU's Facilities Development and Operations Department in coordination with the Library Department. The identified expense in the CIP reflects the City's estimated 50% cost-share amount.

Justification Replacement is required due to the ongoing costs associated with maintenance and repair of the existing HVAC system.

Notes

Major Cost Changes

	PRIOR YEARS	FY17 EST	FY18	FY19	FY20	FY21	FY22	5 YEAR TOTAL	BEYOND 5 YEARS	PROJECT TOTAL
Expenditure Schedule (000s)										
Construction			500	750				1,250		1,250
Total			500	750				1,250		1,250

	PRIOR YEARS	FY17 EST	FY18	FY19	FY20	FY21	FY22	5 YEAR TOTAL	BEYOND 5 YEARS	PROJECT TOTAL
Funding Source Schedule (000s)										
Library Construction and Conveyance Tax Fund			500	750				1,250		1,250
Total			500	750				1,250		1,250

	PRIOR YEARS	FY17 EST	FY18	FY19	FY20	FY21	FY22	5 YEAR TOTAL	BEYOND 5 YEARS	PROJECT TOTAL
Annual Operating Budget Impact (000s)										
Total										

Library Capital Program

2018-2022 Adopted Capital Improvement Program

Detail of One-Time Construction Projects

Dr. Martin Luther King, Jr. Library Sprinkler Replacements

CSA	Neighborhood Services	Initial Start Date	3rd Qtr. 2016
CSA Outcome	Safe and Clean Parks, Facilities, and Attractions	Initial End Date	2nd Qtr. 2017
Department	Library	Revised Start Date	3rd Qtr. 2017
Location	150 East San Fernando Street	Revised End Date	2nd Qtr 2018
Council Districts	3	Initial Project Budget	399,000
Appropriation	A7862	FY Initiated	2016-2017

Description This project provides funding for the sprinkler replacements in the basement of the Dr. Martin Luther King, Jr. Library. Per the agreement between the City and San José State University (SJSU), this project will be managed by SJSU's Facilities Development and Operations Department in coordination with the Library Department. The identified expense in the CIP reflects the City's estimated 50% cost-share amount.

Justification This project will replace the leaky sprinkler and fire lines to prevent any water damage in the basement.

Notes

Major Cost Changes

	PRIOR YEARS	FY17 EST	FY18	FY19	FY20	FY21	FY22	5 YEAR TOTAL	BEYOND 5 YEARS	PROJECT TOTAL
Expenditure Schedule (000s)										
Construction			399					399		399
Total			399					399		399

Funding Source Schedule (000s)										
Library Construction and Conveyance Tax Fund			399					399		399
Total			399					399		399

Annual Operating Budget Impact (000s)										
Total										

Library Capital Program

2018-2022 Adopted Capital Improvement Program

Detail of One-Time Construction Projects

Village Square Branch Library Improvements

CSA	Neighborhood Services	Initial Start Date	3rd Qtr. 2015
CSA Outcome	Vibrant Cultural, Learning, Recreation, and Leisure Opportunities	Initial End Date	2nd Qtr. 2016
Department	Library	Revised Start Date	3rd Qtr. 2017
Location	4001 Evergreen Village Square	Revised End Date	2nd Qtr. 2018
Council Districts	8	Initial Project Budget	\$100,000
Appropriation	A6362	FY Initiated	2015-2016

Description This project funds enhancements inside the new Village Square Branch Library. This new facility, opened in April 2016, will now include interactive digital displays for curated historic and educational presentations and interactive children's furniture.

Justification These improvements will further enhance the experience of customers visiting Village Square Branch Library with the use of interactive digital displays for presentations.

Notes

Major Cost Changes

	PRIOR YEARS	FY17 EST	FY18	FY19	FY20	FY21	FY22	5 YEAR TOTAL	BEYOND 5 YEARS	PROJECT TOTAL
Expenditure Schedule (000s)										
Equipment, Materials and Supplies			100					100		100
Total			100					100		100

	PRIOR YEARS	FY17 EST	FY18	FY19	FY20	FY21	FY22	5 YEAR TOTAL	BEYOND 5 YEARS	PROJECT TOTAL
Funding Source Schedule (000s)										
Library Construction and Conveyance Tax Fund			100					100		100
Total			100					100		100

	PRIOR YEARS	FY17 EST	FY18	FY19	FY20	FY21	FY22	5 YEAR TOTAL	BEYOND 5 YEARS	PROJECT TOTAL
Annual Operating Budget Impact (000s)										
Total										

Library Capital Program

2018-2022 Adopted Capital Improvement Program

Detail of One-Time Non-Construction Projects

Building Assessment Study

CSA Neighborhood Services
CSA Outcome Vibrant Cultural, Learning, Recreation, and Leisure Opportunities
Department Library
Council Districts City-wide
Appropriation A7863

Description This project provides funding for a Building Assessment Study to plan for and identify mid-term and long-term maintenance, repairs, and infrastructure replacements to the City's Branch Library Buildings.

Notes

	PRIOR YEARS	FY17 EST	FY18	FY19	FY20	FY21	FY22	5 YEAR TOTAL	BEYOND 5 YEARS	PROJECT TOTAL
Expenditure Schedule (000s)										
Project Feasibility Development		100	67					67		167
Total		100	67					67		167

Funding Source Schedule (000s)										
Library Construction and Conveyance Tax Fund		100	67					67		167
Total		100	67					67		167

Library Capital Program

2018-2022 Adopted Capital Improvement Program

Detail of Ongoing Construction Projects

Branch Efficiency Projects

CSA	Neighborhood Services	Initial Start Date	Ongoing
CSA Outcome	Safe and Clean Parks, Facilities, and Attractions	Initial End Date	Ongoing
Department	Library	Revised Start Date	
Location	City-wide	Revised End Date	
Council Districts	City-wide	Initial Project Budget	
Appropriation	A7175		

Description This allocation provides funding for various capital projects that will improve workflow efficiency, reduce energy costs, and/or reduce maintenance costs.

Justification Investment in these various capital projects will result in long-term reductions in branch library operating costs.

Notes

Major Cost Changes

	FY17 EST	FY18	FY19	FY20	FY21	FY22	5 YEAR TOTAL
Expenditure Schedule (000s)							
General Administration	87						
Construction	62	47	47	47	16	16	173
Equipment, Materials and Supplies	99	297	138	50	49	49	583
Total	248	344	185	97	65	65	756

Funding Source Schedule (000s)							
Library Construction and Conveyance Tax Fund	33	65	65	65	65	65	325
Branch Libraries Bond Projects Fund	215	279	120	32			431
Total	248	344	185	97	65	65	756

Annual Operating Budget Impact (000s)							
Total							

Library Capital Program

2018-2022 Adopted Capital Improvement Program

Detail of Ongoing Construction Projects

Facilities Improvements - Library Capital

CSA	Neighborhood Services	Initial Start Date	Ongoing
CSA Outcome	Safe and Clean Parks, Facilities, and Attractions	Initial End Date	Ongoing
Department	Library	Revised Start Date	
Location	City-wide	Revised End Date	
Council Districts	City-wide	Initial Project Budget	
Appropriation	A5884		

Description This allocation provides ongoing funding for roof and carpet replacement and other capital improvement needs, including emergency repairs. Projects are scheduled as needed throughout the fiscal year.

Justification Capital maintenance is required to ensure that the City's investment in facilities is protected in a cost-effective manner.

Notes Project schedule dates and selected budget information are not provided due to the ongoing nature of this project.

Major Cost Changes

	FY17 EST	FY18	FY19	FY20	FY21	FY22	5 YEAR TOTAL
Expenditure Schedule (000s)							
General Administration							
Design							
Construction	682	638	600	600	600	600	3,038
Post Construction							
Total	682	638	600	600	600	600	3,038

Funding Source Schedule (000s)							
Library Construction and Conveyance Tax Fund	682	638	600	600	600	600	3,038
Total	682	638	600	600	600	600	3,038

Annual Operating Budget Impact (000s)							
Total							

Library Capital Program
 2018-2022 Adopted Capital Improvement Program
Detail of Ongoing Non-Construction Projects

Acquisition of Materials

CSA Neighborhood Services
CSA Outcome Vibrant Cultural, Learning, Recreation, and Leisure Opportunities
Department Library
Council Districts City-wide
Appropriation A4078

Description This allocation provides funding for the acquisition of books, periodical subscriptions, DVDs/Blu-rays, electronic resources, and other types of materials for the Library's collection.

Notes Selected budget information is not provided due to the ongoing nature of this project.

	FY17 EST	FY18	FY19	FY20	FY21	FY22	5 YEAR TOTAL
Expenditure Schedule (000s)							
Equipment, Materials and Supplies	6,440	5,979	5,529	5,529	5,529	5,529	28,095
Public Art	0						
Total	6,440	5,979	5,529	5,529	5,529	5,529	28,095

	FY17 EST	FY18	FY19	FY20	FY21	FY22	5 YEAR TOTAL
Funding Source Schedule (000s)							
Library Construction and Conveyance Tax Fund	4,268	3,979	3,529	3,529	3,529	3,529	18,095
Library Parcel Tax Fund	2,172	2,000	2,000	2,000	2,000	2,000	10,000
Total	6,440	5,979	5,529	5,529	5,529	5,529	28,095

Library Capital Program

2018-2022 Adopted Capital Improvement Program

Detail of Ongoing Non-Construction Projects

Automation Projects and System Maintenance

CSA Neighborhood Services
CSA Outcome Vibrant Cultural, Learning, Recreation, and Leisure Opportunities
Department Library
Council Districts City-wide
Appropriation A4083

Description This allocation provides funding for automation equipment to improve information access and electronic processing. Funds may be used to purchase, maintain, and upgrade catalogs, automated reference resources, and costs related to the installation and maintenance of the online system.

Notes Selected budget information is not provided due to the ongoing nature of this project.

	FY17 EST	FY18	FY19	FY20	FY21	FY22	5 YEAR TOTAL
Expenditure Schedule (000s)							
Design	0						
Equipment, Materials and Supplies	1,233	1,000	1,000	1,000	1,000	1,000	5,000
Total	1,233	1,000	1,000	1,000	1,000	1,000	5,000

	Funding Source Schedule (000s)						
Library Construction and Conveyance Tax Fund	798	400	400	400	400	400	2,000
Library Parcel Tax Fund	435	600	600	600	600	600	3,000
Total	1,233	1,000	1,000	1,000	1,000	1,000	5,000

Library Capital Program
 2018-2022 Adopted Capital Improvement Program
Detail of Ongoing Non-Construction Projects

Facilities Management

CSA Neighborhood Services
CSA Outcome Safe and Clean Parks, Facilities, and Attractions
Department Library
Council Districts City-wide
Appropriation A7350

Description This allocation provides funding for a Capital Project Program Coordinator and Library Assistant to manage and monitor branch library facilities.

Notes Selected budget information is not provided due to the ongoing nature of this project.

	FY17 EST	FY18	FY19	FY20	FY21	FY22	5 YEAR TOTAL
Expenditure Schedule (000s)							
General Administration	366	376	387	399	411	423	1,996
Total	366	376	387	399	411	423	1,996

	FY17 EST	FY18	FY19	FY20	FY21	FY22	5 YEAR TOTAL
Funding Source Schedule (000s)							
Library Construction and Conveyance Tax Fund	366	376	387	399	411	423	1,996
Total	366	376	387	399	411	423	1,996

Library Capital Program

2018-2022 Adopted Capital Improvement Program

Detail of Ongoing Non-Construction Projects

General Equipment and Furnishings

CSA Neighborhood Services
CSA Outcome Safe and Clean Parks, Facilities, and Attractions
Department Library
Council Districts City-wide
Appropriation A4706

Description This allocation provides ongoing funding for the purchase of equipment such as shelving, material displays, vehicles, Wee Play structures and supplies, and replacement of circulation desks and other furnishings.

Notes Selected budget information is not provided due to the ongoing nature of this project.

	FY17 EST	FY18	FY19	FY20	FY21	FY22	5 YEAR TOTAL
Expenditure Schedule (000s)							
Construction Equipment, Materials and Supplies	841	434	387	396	404	412	2,033
Total	841	434	387	396	404	412	2,033

Funding Source Schedule (000s)							
Library Construction and Conveyance Tax Fund	841	434	387	396	404	412	2,033
Total	841	434	387	396	404	412	2,033

Library Capital Program

2018-2022 Adopted Capital Improvement Program

Detail of Ongoing Non-Construction Projects

Mobile Maker[Space]ship Vehicle

CSA	Neighborhood Services
CSA Outcome	Vibrant Cultural, Learning, Recreation, and Leisure Opportunities
Department	Library
Council Districts	City-wide
Appropriation	A6417

Description This project provides funding for the purchase and maintenance of a new technology "Maker" lab for the San José Public Library (SJPL). This new vehicle will be outfitted with a variety of technology that includes 3-D printers, laptops and tablets, a vinyl cutter, laser cutter, and several robotic kits.

Notes The one-time purchase of the vehicle along with the equipment to outfit the vehicle was completed in 2016-2017. Funding to upgrade the technology equipment in the vehicle and for operating and maintenance costs is allocated in the out years.

	FY17 EST	FY18	FY19	FY20	FY21	FY22	5 YEAR TOTAL
Expenditure Schedule (000s)							
Equipment, Materials and Supplies	420	10		130			140
Maintenance, Repairs, Other		2	2	2	2	2	12
Total	420	12	2	132	2	2	152

	FY17 EST	FY18	FY19	FY20	FY21	FY22	5 YEAR TOTAL
Funding Source Schedule (000s)							
Library Construction and Conveyance Tax Fund	420	12	2	132	2	2	152
Total	420	12	2	132	2	2	152

Library Capital Program
 2018-2022 Adopted Capital Improvement Program

Detail of Ongoing Non-Construction Projects

Program Management - Library Bond Projects

CSA Neighborhood Services
CSA Outcome Safe and Clean Parks, Facilities, and Attractions
Department Library
Council Districts City-wide
Appropriation A6878

Description This allocation provides funding for library positions to manage the implementation and closing costs of Library bond projects.

Notes Selected budget information is not provided due to the ongoing nature of this project. Due to timing of the bond sale, this ongoing project has funding programmed through 2018-2019.

	FY17 EST	FY18	FY19	FY20	FY21	FY22	5 YEAR TOTAL
Expenditure Schedule (000s)							
General Administration	14	14	15				29
Design							
Total	14	14	15				29

Funding Source Schedule (000s)							
Branch Libraries Bond Projects Fund	14	14	15				29
Total	14	14	15				29

Library Capital Program

2018-2022 Adopted Capital Improvement Program

Detail of Ongoing Non-Construction Projects

Program Management - Library Capital Program

CSA Neighborhood Services
CSA Outcome Vibrant Cultural, Learning, Recreation, and Leisure Opportunities
Department Library
Council Districts City-wide
Appropriation A6422

Description This allocation provides ongoing funding for the administration, management, and monitoring of the Library Capital Program. Portions of the City Librarian, Assistant City Librarian, Administrative Officer, and an Analyst are included in the program management budget.

Notes Selected budget information is not provided due to the ongoing nature of this project.

	FY17 EST	FY18	FY19	FY20	FY21	FY22	5 YEAR TOTAL
Expenditure Schedule (000s)							
General Administration	190	196	202	208	214	220	1,040
Maintenance, Repairs, Other							
Total	190	196	202	208	214	220	1,040

Funding Source Schedule (000s)							
Library Construction and Conveyance Tax Fund	190	196	202	208	214	220	1,040
Total	190	196	202	208	214	220	1,040



2017-2018 CAPITAL BUDGET

**2018-2022 CAPITAL
IMPROVEMENT PROGRAM**

LIBRARY

SUMMARY OF RESERVES

Library Capital Program
2018-2022 Adopted Capital Improvement Program

Summary of Reserves

Project Name	Future Capital Projects Reserve	Initial Start Date	N/A
5-Yr CIP Budget	\$ 405,000	Initial End Date	N/A
Total Budget	\$ 405,000	Revised Start Date	
Council Districts	City-wide	Revised End Date	
Description	This reserve sets aside funding for future large Library branch projects.		

Project Name	Library Bond Projects Reserve	Initial Start Date	N/A
5-Yr CIP Budget	\$ 5,905,000	Initial End Date	N/A
Total Budget	\$ 5,905,000	Revised Start Date	
Council Districts	City-wide	Revised End Date	
Description	This reserve sets aside the remaining bond funds from Measure O, which was passed by the voters in 2000, for future branch improvement projects such as those at three of the oldest branches (Alviso, Biblioteca and West Valley). Once the bond-eligible projects are identified, the Administration will report back to the City Council in a future budget process with recommendations on the use of the reserve.		
