



Memorandum

TO: HONORABLE MAYOR
AND CITY COUNCIL

FROM: Kim Walesh

**SUBJECT: 2018-2019 ANNUAL REPORT OF
FUNDING TO COMMUNITY
BASED ORGANIZATIONS**

DATE: December 16, 2019

Approved

Date

12-16-19

INFORMATION

BACKGROUND

This memo reports on the financial assistance provided by the City of San José for Fiscal Year 2018-2019 to Community Based Organizations (CBOs), and the key activities of the Nonprofit Strategic Engagement Platform (Nonprofit Platform).

The Nonprofit Platform was developed at the direction of City Council in 2010 to enhance the oversight and impact of City funding provided to CBOs. The focus of the Nonprofit Platform is interdepartmental consistency regarding the City's policies and procedures for contract preparation and administration. Other critical elements of the Nonprofit Platform are program and fiscal monitoring of CBO performance and overall financial condition, in order to comprehensively assess impact and ultimately inform City funding decisions in subsequent years.

One element of the Nonprofit Platform is the City's Grants Management Working Group that meets monthly to share best practices, exchange information relevant to grants, and support the departments in effectively administering and managing the City's grant programs. Each department that administers grant programs has one or more representatives in the Grants Management Working Group. As part of its diligence, the group reviews financial dashboards from organizations receiving over \$25,000 in financial assistance from the City. A comparison is made to previous dashboards to observe year to year trends in the fiscal capacity of the grantee.

Information in this report was collected from WebGrants, the City's automated grant management system, the technological underpinning of the City's grant management process. The Grants Management Working Group members are responsible for ensuring their department's data is correct and up to date in WebGrants. The WebGrants system allows for online posting of funding opportunities, submission of applications, evaluation and scoring of applications, and notification of awards. After a grant has been awarded, grantees can submit status reports and invoices through the system. The WebGrants database can be queried to provide an open source of City grant related information.

Initially this memorandum was intended as a report on the activities, deliverables, and upcoming strategic focus of the Nonprofit Platform in relation to the 2008 Audit of the City's Oversight of Financial Assistance to Community Based Organizations. As the audit responses have evolved into solid Citywide policies and procedures, the report has become a more quantitative analysis of total funding, including not only grants, but also operations and maintenance agreements, in-kind contributions, and below-market leases. The information contained in this memorandum is for the fiscal year ending June 30, 2019.

ANALYSIS

As of June 30, 2019, the City has provided \$46,911,351 of combined financial assistance to nonprofits in the form of grants, operations and maintenance agreements, and in-kind support. In addition, \$4,822,128 was provided via below market leases (See Diagram 1).

Total funding decreased from \$52,458,066 in FY 2017-2018 to \$51,733,479 in FY 2018-2019, as shown in Chart A on the following page. There was a slight decrease in Grant funding and a large decrease associated with In-Kind assistance. The decrease in In-Kind is because the Police Department stopped staffing the Police Activities League (PAL) in September 2018. This was a result of the Mayor's June Budget Message for 2018-2019, as approved by City Council, which directed the City Manager to redeploy the 2.0 Full-Time Equivalent sworn positions (1.0 Police Sergeant and 1.0 Police Officer) previously assigned to staff PAL to the core operations of the department. The City Manager was further directed to allocate funds from the Essential Services Reserve to transition the program to the Department of Parks, Recreation and Neighborhood Services. Parks, Recreation and Neighborhood Services is currently negotiating a new contract for programming at the PAL facility and also has a new maintenance schedule and has implemented some of the repairs needed at the facility. Parks, Recreation and Neighborhood Services in coordination with the Police Department is completing a facilities and organizational assessment to determine the appropriate service delivery model moving forward. The Administration will update the Neighborhood Services and Education Committee in spring 2020.

Diagram 1

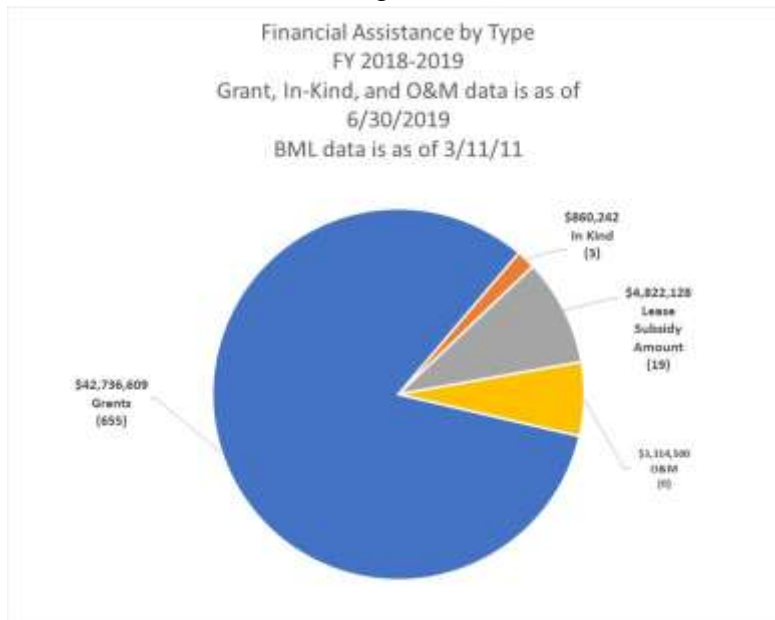
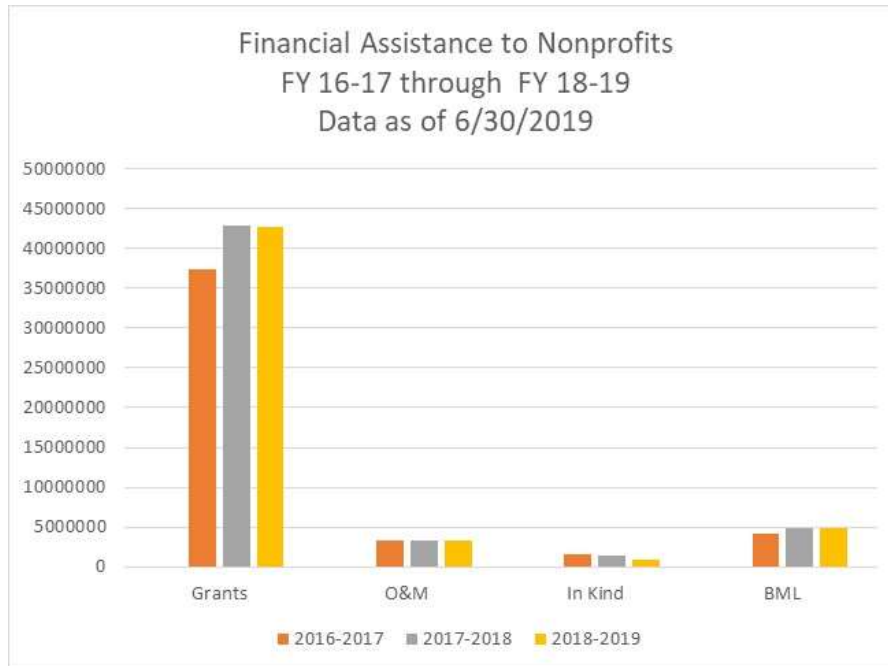


Chart A



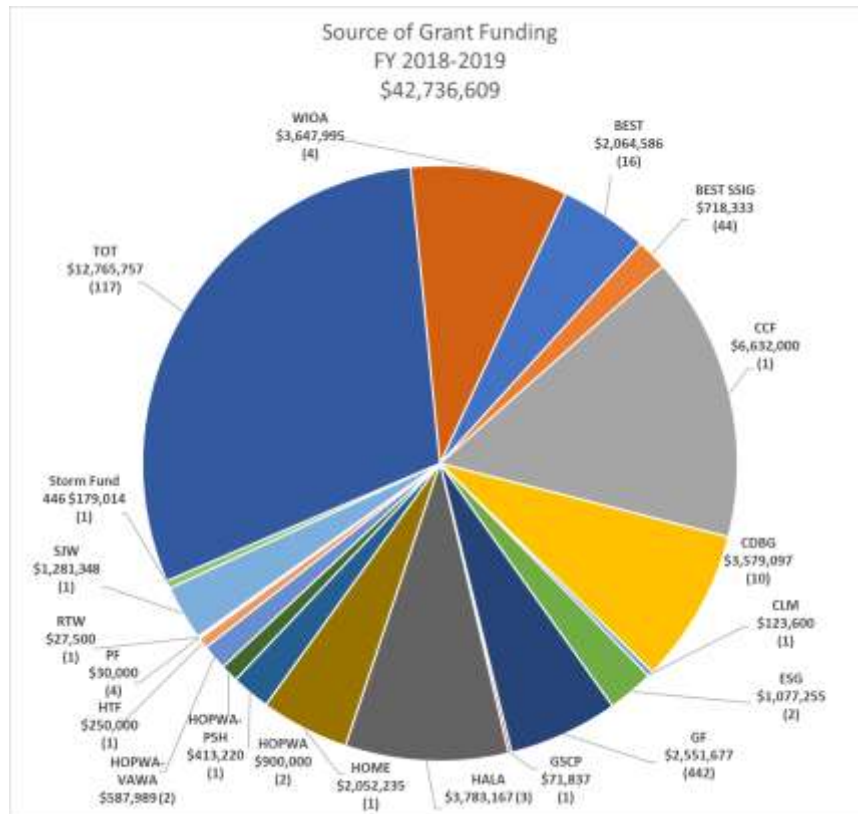
A full listing of CBOs and the amounts contributed by type of financial assistance are included in the attachment to this memorandum.

Grant Funding

As of June 30, 2019, the City of San José awarded 655 grants totaling \$42,736,609 to 361 nonprofits to support a wide range of services, including housing, workforce development, cultural programs, and services to underserved populations. Diagram 2 on the following page shows the sources of funds for these grants.

In most cases, the funding sources are restricted for specific purposes with guidelines for use. Other grant programs are funded with the City's General Fund.

Diagram 2



The diagram above includes the following funding sources:

BEST	Bringing Everyone's Strengths Together
BEST SSIG	Bringing Everyone's Strengths Together – Safe Summer Initiative Grant
CCF	Convention and Cultural Facilities
CDBG	Community Development Block Grant
CLM	Contract Landscaping Maintenance
ESG	Emergency Solutions Grant
GF	General Fund
HALA	Housing Affordability & Livability Agenda
HOME	Housing Rental Subsidy Program
HOPWA	Housing Opportunities for People with Aids
HOPWA-PSH	Housing Opportunities for People with Aids – Permanent Supportive Housing Renewal
HOPWA-VAWA	Housing Opportunities for People with Aids –Violence Against Women Act
HTF	Housing Trust Fund
PF	Packard Foundation
RTW	Ready-to-Work
SJW	San José Works
Storm Fund 446	Storm Fund
TOT	Transient Occupancy Tax
WIOA	Workforce Innovation and Opportunity Act

Operations and Maintenance Agreements

In FY 2018-2019, \$3,314,500 has been allocated to six CBOs for operations and maintenance of City art and cultural facilities. The following table lists the nonprofits that have these agreements and the amount of General Funds allocated annually for this purpose.

Cultural Facility	Date of Agreement	Agreement Term (Years)	O & M Agreement General Fund Annual Allocation
San Jose Children’s Discovery Museum	June 1987	55 + 44 year renewal option	\$270,750
San José Museum of Art	June 1988	55	\$475,000
Hammer Theater Center (San Jose State University - College of Humanities and the Arts)	December 1, 2015	Through June 30, 2020	\$285,000
Tech Museum of Innovation	July 1994	55	\$1,049,750
History San José	April 1998	20 + 10 year renewal option	\$784,000
Mexican Heritage Plaza (School of Arts and Culture at MHP)	July, 2014	15 years	\$450,000
TOTAL			\$3,314,500

In-Kind Support

As reported by the Departments, three (3) CBOs received \$860,242 of in-kind contributions: Christmas in the Park, Inc., PAL, and the work2future Foundation. In-kind support includes staffing, supplies, facilities, or storage space. In FY 2017-2018, in-kind support for PAL totaled \$608,254. For FY 2018-2019, the in-kind support for PAL decreased to \$245,989 due to the Police Department terminating staffing support to PAL in September 2018. As approved by the City Council, police staffing previously provided to PAL was redeployed to core operations, and funding was allocated to Parks, Recreation and Neighborhood Services to provide PAL services.

Below Market Leases

The City provided an additional \$4,822,128 in below market leases to nineteen (19) CBOs, which are listed in the attachment to this memorandum. The fair market value of City-owned properties was calculated, and the annualized amount paid by the CBOs subtracted to get the amount of subsidization. The Below Market Lease amounts are as of March 11, 2011, except those to the Cultural Facilities, which are as of June 30, 2019.

The below market leases are managed by the Office of Economic Development (OED), the Department of Transportation, and Parks, Recreation, and Neighborhood Services. The Real Estate Services Division of OED is currently in the process of implementing a new property leasing system that will support the leasing of facilities where the City is the landlord or is a tenant.

LOOKING AHEAD

The City is in the process of implementing a new e-procurement system, Biddingo. Grants and contract management modules were optional in the procurement of this system. It is anticipated that this new system will be fully implemented by December 2019. Subsequently the City will consider the feasibility of adding the grant and contract lifecycle modules to the system. The WebGrants system will be used until it has been determined that adding grants and contract management modules to the new system is the best way to meet the grant management requirements of the 2008 audit and current City needs.

HONORABLE MAYOR AND CITY COUNCIL

December 16, 2019

Subject: 2018-2019 Annual Report of Funding to Community Based Organizations

Page 7

The city-wide Grants Management Working Group will continue to meet monthly to discuss issues impacting community based organizations and keep each other informed of upcoming grant opportunities. They will remain attentive to the financial status of their grantees, thus ensuring that the financial assistance offered to CBOs remains a responsible use of City funds in service to San José citizens.

/s/

KIM WALESH

Deputy City Manager/

Director of Economic Development

For questions, please contact Jeff Ruster, Director of Strategic Partnerships, at (408) 535-8183.

Attachment:

List of Community Based Organizations Receiving City Financial Assistance FY 2018-2019

List of Community Based Organizations Receiving Financial Assistance FY 2018-2019

Operations & Maintenance and In-Kind Grants data is as of 6/30/2019

Below Market Lease data is as of 3/11/2011, except those to the Cultural Facilities, which are as of 6/30/2019

Agency Name	Budget Amount	O&M	In Kind	Below Mkt. Lease	Total	Funding Sources
Abhinaya Dance Company of San Jose	\$42,798				\$42,798	TOT
Abode Services	\$200				\$200	GF
ACT for Mental Health				\$29,988	\$29,988	GF
Advent Group Ministries	\$10,000				\$10,000	BEST
African American Community Services Agency	\$23,606			\$86,761	\$110,367	GF, TOT
African American Heritage House, Inc	\$750				\$750	GF
Aimusic School	\$64,961				\$64,961	TOT
Alameda Business Association	\$1,000				\$1,000	GF
ALearn	\$600				\$600	GF
Alliance for Youth Achievement	\$31,750				\$31,750	PF, BEST, TOT
Alma Neighborhood Association	\$3,500				\$3,500	GF
Almaden Valley Community Association	\$3,880				\$3,880	GF
Almaden Valley Women's Club	\$21,128				\$21,128	TOT

Agency Name	Budget Amount	O&M	In Kind	Below Mkt. Lease	Total	Funding Sources
Alum Rock Counseling Center, Inc.	\$159,746				\$159,746	GF, BEST
Alum Rock Union Elementary School District	\$500				\$500	GF
Alum Rock Youth Soccer League	\$500				\$500	GF
Alviso Post Office				\$33,543	\$33,543	GF
American Beethoven Society	\$15,000				\$15,000	TOT
American Cancer Society, California Division, Inc.	\$1,500				\$1,500	GF
American GI Forum of Santa Clara County				\$40,180	\$40,180	GF
American Leadership Forum Silicon Valley	\$1,250				\$1,250	GF
American Red Cross Silicon Valley Chapter	\$1,300				\$1,300	GF
Amigos De Guadalupe: Center for Justice and Empowerment	\$10,000				\$10,000	BEST
Arab American Cultural Center of Silicon Valley	\$1,000				\$1,000	GF
Asian American Center of Santa Clara County (AASC)	\$3,500				\$3,500	GF

Agency Name	Budget Amount	O&M	In Kind	Below Mkt. Lease	Total	Funding Sources
Asian Americans for Community Involvement	\$750				\$750	GF
Assistance League of San Jose	\$2,000				\$2,000	GF
Baker West Neighborhood Association	\$2,880				\$2,880	GF
Bascom Community Center	\$400				\$400	GF
Bay Area Glass Institute	\$85,711				\$85,711	TOT
Bay Area Tutoring Association	\$66,950				\$66,950	BEST
BayCC	\$3,505				\$3,505	TOT
Bellarmino College Preparatory				\$73,703	\$73,703	GF
Berryessa Citizen's Advisory Council	\$5,000				\$5,000	GF
Bill Wilson Center	\$959,551				\$959,551	BEST, ESG, HALA
Billy DeFrank LGBT Community Center	\$1,250				\$1,250	GF
Blossom Valley Neighborhood Association	\$5,500				\$5,500	GF
Books Aloud, Inc.	\$29,871				\$29,871	GF

Agency Name	Budget Amount	O&M	In Kind	Below Mkt. Lease	Total	Funding Sources
Booksin Elementary School Community Associations	\$1,000				\$1,000	GF
Boys & Girls Clubs of Silicon Valley	\$20,000				\$20,000	BEST
Brahms/Edgeview Neighborhood Association	\$500				\$500	GF
Branham High School	\$500				\$500	GF
Branham Sports Boosters	\$1,500				\$1,500	GF
Breakthrough Silicon Valley	\$10,000				\$10,000	BEST
Breathe California of the Bay Area	\$17,678				\$17,678	GF
Buena Vista Neighborhood Association	\$4,490				\$4,490	GF
Cadillac Winchester Neighborhood Association	\$4,900				\$4,900	GF
California Native Plant Society - Santa Clara Valley Chapter	\$1,500				\$1,500	GF
California Trolley & Railroad Corporation				\$26,136	\$26,136	GF

Agency Name	Budget Amount	O&M	In Kind	Below Mkt. Lease	Total	Funding Sources
California Walks	\$250				\$250	GF
Californians for Justice Education Fund	\$10,000				\$10,000	BEST
Cambodian American Resource Agency	\$8,200				\$8,200	TOT
Cambrian Educational Foundation	\$2,000				\$2,000	GF
Cambrian School District	\$1,000				\$1,000	GF
Caminar / Family and Children Services Division	\$101,000				\$101,000	BEST
Campbell San Jose West Rotary Foundation	\$1,500				\$1,500	GF
Campbell Union High School District	\$2,750				\$2,750	GF
Campus Community Association	\$20,856				\$20,856	GF, TOT
Capitol Park Goss Dobern Neighborhood Association	\$5,000				\$5,000	GF
Cassell Neighborhood Association	\$5,000				\$5,000	GF
Catholic Charities of Santa Clara County	\$704,622				\$704,622	BEST, GF
Center for Training and Careers	\$180,450				\$180,450	BEST, GF

Agency Name	Budget Amount	O&M	In Kind	Below Mkt. Lease	Total	Funding Sources
Chamber Music Silicon Valley	\$19,250				\$19,250	TOT
Children's Musical Theater San Jose	\$214,031				\$214,031	TOT
Chinese Performing Arts of America, San Jose	\$89,179				\$89,179	GF, TOT
Chopsticks Alley Art	\$750				\$750	GF
Christmas in the Park, Inc.	\$55,600		\$384,000		\$439,600	GF, TOT
Cinequest, Inc.	\$205,801				\$205,801	GF, TOT
City Lights Theatre Company of San Jose	\$140,930				\$140,930	GF, TOT
College of Adaptive Arts	\$1,000				\$1,000	GF
Community Health Partnership	\$2,000				\$2,000	GF
Community Seva Inc	\$500				\$500	GF
Cory Neighborhood Association	\$5,000				\$5,000	GF
Cottle to Lean Neighborhood Association	\$5,000				\$5,000	GF
County of Santa Clara	\$5,500				\$5,500	GF
CUHSD/SPARE Club	\$1,500				\$1,500	GF
Cupertino Union School District	\$1,499				\$1,499	GF
CURATUS	\$15,187				\$15,187	TOT

Agency Name	Budget Amount	O&M	In Kind	Below Mkt. Lease	Total	Funding Sources
Cypress Senior Advisory Council	\$87				\$87	GF
Delmas Park Neighborhood Association	\$5,000				\$5,000	GF
Department of Community Services & Workforce Development of The County of San Benito	\$50,000				\$50,000	HOPWA
Digital Clubhouse Network	\$750				\$750	GF
District 1 Leadership Group	\$4,800				\$4,800	GF
District 10 Leadership Coalition	\$5,000				\$5,000	GF
District 5 Leadership Group	\$2,350				\$2,350	GF
District 9 Leadership Group	\$5,000				\$5,000	GF
Downtown College Prep	\$250				\$250	GF
Downtown Streets Team	\$590,000				\$590,000	CDBG, GF
East Side Community Arts (Fiscally Sponsored by Alliance for Youth Education)	\$9,500				\$9,500	TOT
East Side Union High School District	\$700				\$700	GF
Easthills Neighborhood Association	\$6,650				\$6,650	GF

Agency Name	Budget Amount	O&M	In Kind	Below Mkt. Lease	Total	Funding Sources
Echo Church	\$950				\$950	GF
Eckerd Youth Alternatives, Inc; d.b.a. Eckerd Connects	\$280,943				\$280,943	WIOA
Eden Neighborhood Association	\$5,000				\$5,000	GF
Edenvale/Great Oaks Plan Implementation Coalition	\$1,600				\$1,600	GF
Elysian Fields Transformational Community	\$19,000				\$19,000	BEST
Empowering Our Community for Success	\$41,200				\$41,200	BEST
Erikson Neighborhood Association	\$5,000				\$5,000	GF
Evergreen Council of PTAs	\$500				\$500	GF
Evergreen Elementary School District	\$2,800				\$2,800	GF
Evergreen Valley College	\$1,000				\$1,000	GF
Exhibition District	\$1,500				\$1,500	GF
Family Album Project	\$150				\$150	GF
Family Supportive Housing, Inc.	\$9,750				\$9,750	BEST
Far West Wheelchair Athletic Association	\$500				\$500	GF

Agency Name	Budget Amount	O&M	In Kind	Below Mkt. Lease	Total	Funding Sources
Fountain Blues Foundation	\$15,856				\$15,856	TOT
Fresh Lifelines For Youth	\$135,744				\$135,744	BEST
Friends of Santa Teresa Park	\$2,380				\$2,380	GF
Friends of the San Jose Rose Garden	\$1,000				\$1,000	GF
Friends of the Winemakers	\$900				\$900	GF
Gardner Family Health Network, Inc.				\$21,599	\$21,599	GF
Gardner Neighborhood Association	\$4,400				\$4,400	GF
Gay Pride Celebration Committee of San Jose DBA Silicon Valley Pride	\$20,760				\$20,760	GF, TOT
Gilbert & Sullivan Society of San Jose	\$13,500				\$13,500	TOT
Girl Scouts of Northern California	\$68,485				\$68,485	BEST
Good Karma Bikes	\$250				\$250	GF
Goodwill Industries of Silicon Valley	\$15,000				\$15,000	GF
Goodyear/Mastic Neighborhood Association	\$3,200				\$3,200	GF
Grantmakers in the Arts	\$5,000				\$5,000	TOT

Agency Name	Budget Amount	O&M	In Kind	Below Mkt. Lease	Total	Funding Sources
Greater Opportunities for the Developmentally Disabled	\$250				\$250	GF
Green Foothills Foundation	\$3,000				\$3,000	GF
Guadalupe River Park Conservancy	\$5,250				\$5,250	TOT
Guadalupe Washington Neighborhood Association	\$5,000				\$5,000	GF
Habelmos! Supporters of Gardner Academy	\$150				\$150	GF
Habitat for Humanity East Bay/Silicon Valley	\$500,000				\$500,000	CDBG
Hamann Park Neighborhood Association	\$1,025				\$1,025	GF
Happy House	\$20,600				\$20,600	BEST
Health Mobile	\$120,000				\$120,000	GF
Healthier Kids Foundation Santa Clara County	\$3,000				\$3,000	GF
Hellyer-Christopher Neighborhood Association	\$200				\$200	GF
Hensley Neighborhood Association	\$2,250				\$2,250	GF
Herbert Hoover Middle PTSA	\$5,000				\$5,000	GF
Hill Park Drive Neighborhood Association	\$4,900				\$4,900	GF

Agency Name	Budget Amount	O&M	In Kind	Below Mkt. Lease	Total	Funding Sources
Hispanic Foundation of Silicon Valley (HFSV)	\$50,000				\$50,000	GF
History San Jose	\$5,000	\$784,000		\$48,000	\$837,000	GF, TOT
HomeFirst Services of Santa Clara County	\$179,597				\$179,597	CDBG, GF
Horace Mann Elementary School	\$250				\$250	GF
Hunger at Home	\$500				\$500	GF
Ida Jew PTA	\$500				\$500	GF
India Community Center	\$9,104				\$9,104	TOT
International Children Assistance Network (ICAN)	\$16,000				\$16,000	TOT
Intersection for the Arts	\$3,830				\$3,830	TOT
Involved Evergreen	\$5,000				\$5,000	GF
Italian American Heritage Foundation	\$18,250				\$18,250	GF, TOT
Ivy Rose Community Foundation, Inc.	\$2,500				\$2,500	TOT
Japanese American Museum of San Jose	\$1,000				\$1,000	GF
Japantown Neighborhood Association	\$5,000				\$5,000	GF
JW House	\$250				\$250	GF

Agency Name	Budget Amount	O&M	In Kind	Below Mkt. Lease	Total	Funding Sources
Kaisahan of San Jose Dance Company	\$33,423				\$33,423	TOT
Karma Cat Rescue	\$500				\$500	GF
Kiwanis Club of Almaden Valley	\$1,000				\$1,000	GF
Korean American Community Services, Inc (KACS)	\$28,208				\$28,208	GF
La Raza Historical Society	\$2,000				\$2,000	GF
Latina Coalition of Silicon Valley	\$1,500				\$1,500	GF
Latino Alumni Network of the San Jose State University Alumni Association	\$500				\$500	GF
Latino Leadership Alliance	\$1,500				\$1,500	GF
Latinos United for a New America aka LUNA	\$1,000				\$1,000	GF
Law Foundation of Silicon Valley	\$903,000				\$903,000	CDBG, GF
Leigh High School Home and School Club	\$500				\$500	GF
Leitz Home and School Club	\$500				\$500	GF

Agency Name	Budget Amount	O&M	In Kind	Below Mkt. Lease	Total	Funding Sources
Life Skills Training and Educational Programs, Inc.	\$10,000				\$10,000	BEST
LifeMoves	\$250,000				\$250,000	HTF
Little Italy San Jose Foundation	\$253,505				\$253,505	GF, TOT
Los Paseos Neighborhood Association	\$5,000				\$5,000	GF
Luna Park Arts Foundation	\$6,250				\$6,250	GF, TOT
Luv N Me Ministries	\$9,700				\$9,700	BEST
Makers of Tomorrow Inc.	\$250				\$250	GF
Markham Avenue Neighborhood Watch	\$2,300				\$2,300	GF
Mayfair NAC	\$5,000				\$5,000	GF
McKinley/Bonita Neighborhood Association	\$5,000				\$5,000	GF
McLaughlin Area Tenants	\$1,000				\$1,000	GF
McLaughlin Corridor Neighborhood Association	\$750				\$750	GF
MidPen Resident Services Corporation	\$10,000				\$10,000	BEST
Midtown Family Services	\$250				\$250	GF
Moreland School District	\$1,916				\$1,916	GF
Mount Pleasant Neighborhood Association	\$5,500				\$5,500	GF

Agency Name	Budget Amount	O&M	In Kind	Below Mkt. Lease	Total	Funding Sources
Movimiento de Arte y Cultura Latino Americana	\$130,415				\$130,415	BEST, GF, TOT
Music at Trinity	\$750				\$750	GF
NephCure Kidney International	\$4,000				\$4,000	GF, TOT
New Hope for Youth	\$344,362				\$344,362	BEST
New Leaders Council - Silicon Valley	\$500				\$500	GF
Next Door Solutions to Domestic Violence	\$102,997				\$102,997	GF, HOPWA-VAWA
Nikkei Matsuri, Inc	\$5,150				\$5,150	TOT
Noddin Home and School Club	\$500				\$500	GF
North Willow Glen Neighborhood Assoc	\$2,500				\$2,500	GF
Northern California Chinese Chorus Alliance	\$10,500				\$10,500	TOT
Northern California Grantmakers	\$20,000				\$20,000	TOT
Northside Theatre Council	\$14,250				\$14,250	TOT
Norwood Neighborhood Association	\$5,000				\$5,000	GF
Oak Grove Neighborhood Association	\$3,790				\$3,790	GF

Agency Name	Budget Amount	O&M	In Kind	Below Mkt. Lease	Total	Funding Sources
Oak Grove School District	\$685				\$685	GF
Olinder Neighborhood Association	\$3,000				\$3,000	GF
Opera Cultura	\$15,000				\$15,000	TOT
Opera San Jose, Inc.	\$260,949				\$260,949	TOT
Our City Forest	\$302,944				\$302,944	CLM, GF, Storm Fund 446
Pacific Piano School Foundation, Inc.	\$500				\$500	GF
Park Pleasant NA	\$5,000				\$5,000	GF
PARS Equality Center	\$500				\$500	GF
Paseo Plaza Homeowners Association	\$5,000				\$5,000	GF
PATH (People Assisting The Homeless)	\$1,097,761				\$1,097,761	ESG, HALA
Penitencia Neighborhood Association	\$5,000				\$5,000	GF
Pinehurst Residents Association Inc.	\$2,600				\$2,600	GF
Pioneer High School Education Foundation	\$500				\$500	GF
Plata Arroyo Neighborhood Association	\$5,250				\$5,250	GF
Playa Del Rey Neighborhood Association	\$1,500				\$1,500	GF

Agency Name	Budget Amount	O&M	In Kind	Below Mkt. Lease	Total	Funding Sources
Portugese Heritage Society of California	\$10,000				\$10,000	TOT
Portuguese Organization for Social Services & Opportunities (POSSO)	\$115,000				\$115,000	CDBG, GF
Positive Alternative Recreation Teambuilding Impacting Program (P.A.R.T.I.)	\$2,750				\$2,750	GF
Preservation Action Council of San Jose	\$1,000				\$1,000	GF
Primrose Neighborhood Assoc.	\$1,822				\$1,822	GF
Project Access, Inc.	\$20,000				\$20,000	BEST
Project MORE Foundation	\$2,966				\$2,966	GF, TOT
Project Sentinel				\$3,312	\$3,312	GF
Prospect Silicon Valley				\$204,996	\$204,996	GF
Prusch Farm Park Foundation	\$500				\$500	GF
Puerto Rican Civic Club, Inc.	\$500				\$500	GF
Rancho Santa Teresa Swim & Racquet Club	\$500				\$500	GF

Agency Name	Budget Amount	O&M	In Kind	Below Mkt. Lease	Total	Funding Sources
Rebuilding Together Silicon Valley	\$1,100,000				\$1,100,000	CDBG
Rock Springs Paseo Senter Neighborhood Association	\$250				\$250	GF
Roosevelt Park Neighborhood Association	\$5,000				\$5,000	GF
Rose, White, and Blue Parade	\$7,536				\$7,536	GF, TOT
Rosemary Gardens Neighborhood Association	\$3,225				\$3,225	GF
Rotacare Bay Area, Inc	\$500				\$500	GF
Rotary Club of San Jose	\$1,000				\$1,000	GF
Sacred Heart Community Service	\$20,000				\$20,000	BEST
San Francisco Cal Heat	\$200				\$200	GF
San Jose Center for Poetry and Literature	\$17,500				\$17,500	TOT
San Jose Chamber Music Society	\$14,250				\$14,250	TOT
San Jose Chamber of Commerce Community Benefit Foundation	\$1,000				\$1,000	GF
San Jose Chamber Orchestra	\$62,613				\$62,613	PF, TOT
San Jose Children's Discovery Museum	\$247,777	\$270,750		\$720,000	\$1,238,527	BEST, GF, TOT

Agency Name	Budget Amount	O&M	In Kind	Below Mkt. Lease	Total	Funding Sources
San Jose Choral Project	\$13,500				\$13,500	TOT
San Jose Community Media Access Corporation (CreaTV)	\$2,650				\$2,650	GF
San Jose Conservation Corps	\$500			\$88,431	\$88,931	GF
San Jose Day Nursery	\$500				\$500	GF
San Jose District 3 Community Leadership Council	\$6,000				\$6,000	GF
San Jose Downtown Association	\$95,902				\$95,902	TOT
San Jose Downtown Foundation	\$18,000				\$18,000	GF, TOT
San Jose Downtown Residents Association	\$5,000				\$5,000	GF
San Jose Grail Family Services	\$500				\$500	GF
San Jose Institute of Contemporary Art	\$136,148				\$136,148	TOT
San Jose Jazz	\$366,351				\$366,351	BEST, TOT
San Jose Job Corps				\$19,488	\$19,488	GF
San Jose Light Tower Corporation	\$1,000				\$1,000	GF
San Jose Multicultural Artists Guild	\$28,793	\$		\$7,188	\$35,981	GF, TOT
San Jose Museum of Art Association	\$330,377	\$475,000		\$1,217,970	\$2,023,347	GF, TOT

Agency Name	Budget Amount	O&M	In Kind	Below Mkt. Lease	Total	Funding Sources
San Jose Museum of Quilts & Textiles	\$87,737				\$87,737	GF, TOT
San Jose Parent Participating Nursery School				\$43,200	\$43,200	GF
San Jose Parks Foundation	\$20,592				\$20,592	GF, TOT
San Jose Police Activities League			\$245,989		\$245,989	GF
San Jose Police Foundation	\$750				\$750	GF
San Jose Public Library - Biblioteca	\$500				\$500	GF
San Jose Public Library Foundation	\$9,000				\$9,000	GF
San Jose Stage Company	\$1,104,981				\$1,104,981	GF, TOT
San Jose State University - College of Humanities and the Arts		\$285,000			\$285,000	GF
San Jose State University Hammer Theater	\$812				\$812	GF
San Jose State University Research Foundation	\$165,000				\$165,000	CDBG, GF, TOT
San Jose Symphonic Choir	\$24,694				\$24,694	TOT
San Jose Taiko Group, Inc	\$79,971				\$79,971	PF, TOT

Agency Name	Budget Amount	O&M	In Kind	Below Mkt. Lease	Total	Funding Sources
San Jose Tainan Sister City Association	\$5,000				\$5,000	TOT
San Jose Unified School District	\$1,000				\$1,000	GF
San Jose Viet Running Club	\$500				\$500	GF
San Jose Woman's Club	\$400				\$400	GF
San Jose Women's Club	\$250				\$250	GF
San Jose Youth Ballet	\$7,500				\$7,500	TOT
San Jose Youth Shakespeare	\$13,500				\$13,500	TOT
San Jose Youth Symphony	\$112,967				\$112,967	GF, TOT
Sangam Arts	\$15,000				\$15,000	TOT
Santa Clara Commission on the Status of Women	\$400				\$400	GF
Santa Clara County Parks and Recreation Department	\$463				\$463	GF
Santa Clara University School of Law	\$500				\$500	GF
Santa Clara Valley Performing Arts Association	\$13,500				\$13,500	TOT
Santa Teresa Foothills Neighborhood Association	\$1,000				\$1,000	GF

Agency Name	Budget Amount	O&M	In Kind	Below Mkt. Lease	Total	Funding Sources
Santa Teresa Little League	\$8,000				\$8,000	GF
Santa Teresa Music and Arts Association	\$500				\$500	GF
Santa Teresa Organization of Parents and Staff	\$500				\$500	GF
Santa Visits Alviso Foundation	\$1,000				\$1,000	GF
Sartorette Home and School Club	\$2,000				\$2,000	GF
Save the Bay	\$1,000				\$1,000	GF
Schallenberger Home and School Association	\$1,500				\$1,500	GF
School Of Arts and Culture at MHP	\$263,695	\$450,000		\$680,955	\$1,394,650	BEST, GF, TOT
Senior Adults Legal Assistance (SALA)	\$84,778				\$84,778	GF
Senter Monterey Neighborhood Association	\$5,000				\$5,000	GF
Seven Trees Neighborhood Association	\$5,750				\$5,750	GF
Shasta Hanchett Park Neighborhood Association	\$4,445				\$4,445	GF
Shop With A Cop Foundation of Silicon Valley	\$1,500				\$1,500	GF
Sierra Club - Loma Prieta Chapter	\$1,500				\$1,500	GF

Agency Name	Budget Amount	O&M	In Kind	Below Mkt. Lease	Total	Funding Sources
Silicon Valley African Film Festival (SVAFF)	\$23,010				\$23,010	GF, TOT
Silicon Valley Bicycle Coalition	\$250				\$250	GF
Silicon Valley Creates	\$99,000				\$99,000	GF, TOT
Silicon Valley Crime Stopper	\$250				\$250	GF
Silicon Valley Education Foundation	\$21,500				\$21,500	BEST, GF
Silicon Valley Independent Living Center	\$32,653				\$32,653	GF
Silicon Valley Jewish Film Festival	\$18,000				\$18,000	TOT
Silicon Valley Monterey Bay Council of Boy Scouts of America	\$250				\$250	GF
Silicon Valley Music Festival	\$500				\$500	GF
Silicon Valley Shakespeare	\$34,138				\$34,138	GF, TOT
Silver Oak Estates Neighborhood Association	\$5,000				\$5,000	GF
Silver Oaks Elementary School - Parent Teacher Organization	\$500				\$500	GF
Silverleaf Neighborhood Association	\$5,000				\$5,000	GF
Simply Good Works	\$750				\$750	GF
sjDANCEco	\$28,207				\$28,207	TOT

Agency Name	Budget Amount	O&M	In Kind	Below Mkt. Lease	Total	Funding Sources
SNI Blackford NAC	\$5,000				\$5,000	GF
Social Good Fund Inc.	\$4,845				\$4,845	TOT
Somos Mayfair, Inc	\$150,000				\$150,000	CDBG
South Bay Guitar Society	\$16,500				\$16,500	TOT
South University Neighborhood	\$4,200				\$4,200	GF
Spartan Keys Neighborhood Action Coalition (NAC)	\$3,011				\$3,011	GF
Starting Arts	\$111,520				\$111,520	TOT
Steindorf Home and School Club	\$500				\$500	
Steinway Society-The Bay Area	\$19,231				\$19,231	TOT
Strawberry Park Neighborhood Association	\$2,750				\$2,750	GF
Stroke Awareness Foundation	\$2,000				\$2,000	GF
Sunday Friends Foundation	\$1,750				\$1,750	GF
Sunrise Middle School	\$10,000				\$10,000	BEST
Symphony Silicon Valley	\$236,286				\$236,286	TOT
Taiwanese American Federation of Northern California TAFNC	\$500				\$500	GF
Tatra Community Association	\$500				\$500	GF

Agency Name	Budget Amount	O&M	In Kind	Below Mkt. Lease	Total	Funding Sources
Team San Jose	\$14,446,000				\$14,446,000	CCF, GF, TOT
Team-M Taekwondo	\$750				\$750	GF
Teatro Vision de San Jose	\$28,650				\$28,650	GF, PF, TOT
Teen Success, Inc.	\$64,302				\$64,302	BEST
The Art of Yoga Project	\$51,865				\$51,865	BEST
The Firehouse Community Development Corporation	\$277,200				\$277,200	BEST
The Health Trust	\$7,080,351				\$7,080,351	CDBG, GF, HALA, HOME, HOPWA, HOPWA-PSH, HOPWA-VAWA
The New Ballet School	\$15,000				\$15,000	TOT
The Office of County Supervisor Dave Cortese	\$3,233				\$3,233	GF
The Silicon Valley Crime Stoppers	\$500				\$500	GF
The Social Good Fund	\$1,750				\$1,750	GF
The Tabard Theatre Company	\$78,133				\$78,133	TOT
The Tech Museum of Innovation		\$1,049,750		\$1,404,000	\$2,453,750	GF
The Tenacious Group	\$95,465				\$95,465	BEST
The Tower Foundation of San Jose State University	\$3,875				\$3,875	GF
The Trash Punx	\$1,750				\$1,750	GF

Agency Name	Budget Amount	O&M	In Kind	Below Mkt. Lease	Total	Funding Sources
The Vietnamese Voluntary Foundation, Inc. (VIVO)	\$250				\$250	GF
Third Street Community Center	\$10,000				\$10,000	BEST
Thirteenth Street Neighborhood Advisory Committee	\$350				\$350	GF
Thompson Creek Neighborhood Association	\$300				\$300	GF
Thousand Oaks Neighborhood Association	\$4,677				\$4,677	GF
Tropicana Lanai Neighborhood Association	\$5,250				\$5,250	GF
Tully/Ocala/Capitol/King NA (TOCKNA)	\$500				\$500	GF
Ujima Adult and Family Services	\$164,548				\$164,548	BEST
Univerisity Neighborhoods Coalition	\$250				\$250	GF
University Neighborhoods Coalition	\$4,610				\$4,610	GF
Uplift Family Services	\$165,240				\$165,240	BEST, GF
Veggielution	\$2,500				\$2,500	GF
Vietnamese American Professional Women Association of Silicon Valley	\$500				\$500	GF

Agency Name	Budget Amount	O&M	In Kind	Below Mkt. Lease	Total	Funding Sources
Vietnamese American Roundtable	\$11,450				\$11,450	BEST, GF, TOT
Vietnamese Voluntary Foundation (VIVO)	\$1,000				\$1,000	GF
Villages Music Society	\$1,000				\$1,000	GF
Vivace Youth Chorus of San Jose	\$37,207				\$37,207	TOT
Vovinam Viet-Vo-Dao of America	\$500				\$500	GF
West Evergreen Community Action Team	\$5,000				\$5,000	GF
West Evergreen Neighborhood Association	\$5,000				\$5,000	GF
Westgate Village Neighborhood Association	\$5,000				\$5,000	GF
Wildlife Center of Silicon Valley	\$500				\$500	GF
Willow Glen Business & Professional Association	\$4,845				\$4,845	TOT
Willow Glen Elementary School - California Congress of Parents, Teachers, and Students, Inc.	\$7,500				\$7,500	GF
Willow Glen Kiwanis Foundation	\$2,000				\$2,000	GF

Agency Name	Budget Amount	O&M	In Kind	Below Mkt. Lease	Total	Funding Sources
Willow Glen Little League	\$15,000				\$15,000	GF
Willow Glen Neighborhood Association	\$5,000				\$5,000	GF
Willow Glen Performing Arts Booster	\$4,000				\$4,000	GF
Winchester NAC	\$1,850				\$1,850	GF
Winchester Orchard Neighborhood Association	\$2,300				\$2,300	GF
Winchester Orchestra	\$11,250				\$11,250	TOT
work2future Foundation	\$4,747,737		\$230,253		\$4,977,990	GSCP, RTW, SJW, WIOA
Working Partnerships, USA	\$1,000				\$1,000	GF
Works/San Jose	\$11,250				\$11,250	TOT
YMCA of Silicon Valley (Central Branch)	\$1,000				\$1,000	GF
YMCA, South Valley Branch	\$5,000				\$5,000	GF
YMCA/Project Cornerstone	\$250				\$250	GF
Youth Connections Foundation of San Jose/Formerly Alum Rock Youth Center Advisory Committee	\$750				\$750	GF
Yu-Ai Kai/Japanese American Community Senior Service	\$40,000			\$72,678	\$112,678	GF
YWCA of Silicon Valley	\$151,450				\$151,450	GF
Grand Total	\$42,736,609	\$3,314,500	\$860,242	\$4,822,128	\$51,733,479	