

CITY OF SAN JOSE

2015-2016 ADOPTED CAPITAL BUDGET

SAN JOSE AT A GLANCE

STRATEGIC LOCATION

Situated between the Diablo and Santa Cruz mountain ranges, the City of San José encompasses 180.2 square miles at the southern tip of the San Francisco Bay. San José's central location between San Francisco to the north and Monterey/Carmel to the south makes the "Capital of Silicon Valley" a gateway to adventures throughout California.



With a population of one million, San José is the 10th largest city in the nation.¹ Over 1.8 million people reside in Santa Clara County, of which San José is the county seat.

HISTORY

In November 1777, El Pueblo San José de Guadalupe became the first civil settlement in California. The settlement was mostly occupied by the Ohlone Indians along the Guadalupe River and Spanish settlers. At that time, San José was a farming community cultivating a number of different crops, which served the military communities in San Francisco and Monterey. In 1850, San José became the first capital of California, but this honor remained for only two years due to flooding in downtown and the lack of hotel capacity. Furthering San José's difficulties, the City was plagued with floods, earthquakes, and fires in the early 1900s. However, over the next century, San José experienced one of the most significant economic changes in California history, transforming from an agricultural community to what is known today as the "Capital of Silicon Valley."

QUALITY OF LIFE

San José's quality of life is unsurpassed. With an average of 300 days of sunshine per year and temperatures varying from an average of 50 degrees in January to an average of 70 degrees in July, those living and working in San José can enjoy the City's many attractions, cultural and performing arts, sports and recreation opportunities, and year-round festivals and celebrations. San José has received accolades from Forbes, the Atlantic, Men's Health, Prevention Magazine, and other national media as the place to live and do business.

DIVERSITY

Diversity is a hallmark of San José. San José is a city proud of the cultural and ethnic diversity of its population and workforce and the rich cultural identity of its many neighborhoods. City residents speak more than 50 different languages.



¹ State of California, Department of Finance, E-1 Population Estimates for Cities, Counties and the State with Annual Percentage Change – January 1, 2014 and 2015. (Released May 2015)

CITY OF SAN JOSE

2015-2016 ADOPTED CAPITAL BUDGET

SAN JOSE AT A GLANCE

DIVERSITY

Japantown is a popular tourist stop and a cornerstone neighborhood full of tradition. Little Saigon is a haven of Vietnamese-owned and operated businesses where customers and tourists can experience unique shopping experiences and diverse restaurants. Biblioteca Latinoamericana, one of the City's innovative library branches, boasts one of the largest collections of Spanish language materials in northern California. The City hosts many cultural festivals and numerous ethnic chambers of commerce are active in the community. According to the 2013 American Community Survey demographics, residents of the City are 33.2% Hispanic, 32.5% Asian, 28.0% White, 2.8% African American, and 3.5% other.

EDUCATION

Sixteen public school districts and an estimated 300 private and parochial schools provide families with a range of educational choices. Innovative programs in local school districts include a nationally acclaimed performing arts magnet and concentrations in aerospace, international studies, math and science, and radio and television.



Higher education facilities in and around San José are distinguished. San José State University (SJSU) is California's oldest public university, founded in 1857. It offers strong programs in business, information technology, journalism, mass communications, and engineering, with SJSU graduating twice as many engineers annually as any nearby university. In addition, the collaboration between SJSU and the City of San José to construct and operate the Dr. Martin Luther King, Jr. Library (King Library), the first joint City/University library, earned the prestigious national title of Gale/Library Journal 2004 Library of the Year. The King Library also received the National Medal for Museum and Library Service from the Institute of Museum and Library Services in 2011.

Area colleges include Santa Clara University, the State's oldest institution of higher private education, founded in 1851. Other excellent nearby universities include Stanford University, University of California at Berkeley, University of California at San Francisco, and University of California at Santa Cruz.

Seven community colleges serve the County of Santa Clara, offering a variety of two-year programs and work-ready certificate programs. Community-based programs like Metropolitan Education District and the Center for Employment Training fill the need for basic skills and job training.

ECONOMIC DIVERSITY

Perhaps more important than rankings and statistics, the term "Capital of Silicon Valley" describes not only a city and geographic region, but also a culture, an entrepreneurial energy, a spirit of innovation, and a symbol of opportunity. That entrepreneurial spirit led to the launch of several

CITY OF SAN JOSE 2015-2016 ADOPTED CAPITAL BUDGET

SAN JOSE AT A GLANCE

ECONOMIC DIVERSITY

business incubators, accelerators, and co-working spaces throughout San José. This entrepreneurial ecosystem provides access to a range of services and offerings for any type of business. For instance, the San José Biocube provides space for 24 high-potential startup companies involved in a diverse range of bio-convergence industry sectors. The City continued to build on its early success of incubators by adopting a Green Vision, which aggressively promotes the growth of ‘clean technology’ companies that are developing alternative energy, energy efficiency, and transportation innovations of tomorrow. There are 134 clean tech companies in San José employing approximately 12,000 residents. Additional investments by the City include a 46,000 square foot Environmental Innovation Center that will house Prospect Silicon Valley (ProspectSV), which is intended to strengthen San José’s leadership in clean technology demonstration. While San José and Silicon Valley are largely associated with the technology industry, the City’s business profile is diverse and healthy. Commercial, retail, industrial, professional, and service businesses all thrive in San José. The area is rich with research and development resources, as San José area companies receive on average about one-third of the nation’s venture capital investments each year.

INTERNATIONAL

On the international front, San José attracts significant foreign investment from throughout the globe, particularly in information technology industrial sectors. San José is also a leading city in exporting goods and services. To expand international economic ties, the City maintains Economic Partnership Agreements with key international cities and regions that complement San José’s economic profile in technological innovation and entrepreneurship.

TOURISM

Residents and visitors enjoy the City’s many attractions year-round: museums, parks, sports, multicultural festivals, theme parks, shopping, and, of course, great hotels and restaurants. Attractions include the Tech Museum of Innovation, San José Museum of Art, Raging Waters, Happy Hollow Park and Zoo, Japanese Friendship Garden, Winchester Mystery House, and Children’s Discovery Museum of San José.

SPORTS

Several professional sports teams call San José home: the Sharks, National Hockey League; the Earthquakes, Major League Soccer; the SaberCats, Arena Football League; and the Giants, Minor League Baseball. The City also has a state-of-the-art community ice center, golf courses, and parklands, including 57 miles of beautiful walking and biking trails.



TRANSPORTATION

San José/Silicon Valley has the following mass transportation options:

- The Norman Y. Mineta San José International Airport, located within minutes of downtown, serving over 9.55 million passengers annually, with 11 major passenger airlines operating service to 27 domestic and four international destinations.

CITY OF SAN JOSE

2015-2016 ADOPTED CAPITAL BUDGET

SAN JOSE AT A GLANCE

TRANSPORTATION

- The Santa Clara Valley Transportation Authority's (VTA) 42-mile light rail service, with 62 stations, serves over ten million passengers annually. VTA's active fleet of 431 buses serving 32.5 million annual riders with 70 routes and over 3,805 stops.
- Caltrain, a commuter rail service with 32 stations, runs from Gilroy through San José and north to San Francisco, with an average weekday ridership of 58,429. Caltrain operates 92 weekday trains, including 22 Baby Bullet express route trains that travel from San José to San Francisco in less than an hour.
- Bay Area Rapid Transit (BART) and California High-Speed Rail both have planned routes to San José. In April 2012, construction began on phase one of the BART Silicon Valley Extension. Significant construction activities are underway, including major utility relocation throughout the project corridor, trench work at major project intersections, and ongoing construction at future station sites. Passenger service is scheduled to begin in 2017-2018.

CITY OF SAN JOSE

2015-2016 ADOPTED CAPITAL BUDGET

SAN JOSE AT A GLANCE

BASIC CITY FACTS

FOUNDED: 1777; California's first civilian settlement
INCORPORATED: March 27, 1850; California's first incorporated City, and site of the first State capital

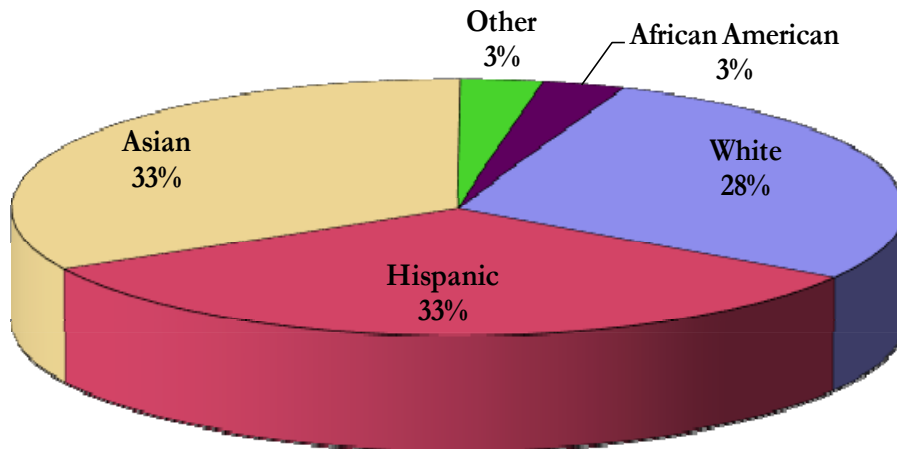
GENERAL DATA

Population ²	1,016,479
Registered Voters	418,775
Median Household Income	\$81,829
Miles of Streets	2,410
Miles of Alleys	2
Area of City (square miles)	180.2
Land Use:	
Single-Family	33.3%
Two-Family	2.3%
Multi-Family	6.5%
Mobile Home	0.8%
Commercial	5.1%
Industrial	7.6%
Government Institutions	2.8%
Airports	1.2%
Schools	4.5%
Parks/Open Space	8.6%
Roadways	20.9%
Mixed Use	0.8%
Undeveloped	5.6%



DEMOGRAPHICS

Breakdown of Race/Ethnicities (U.S. Census Bureau, 2009-2013 American Community Survey 5-Year Estimates)

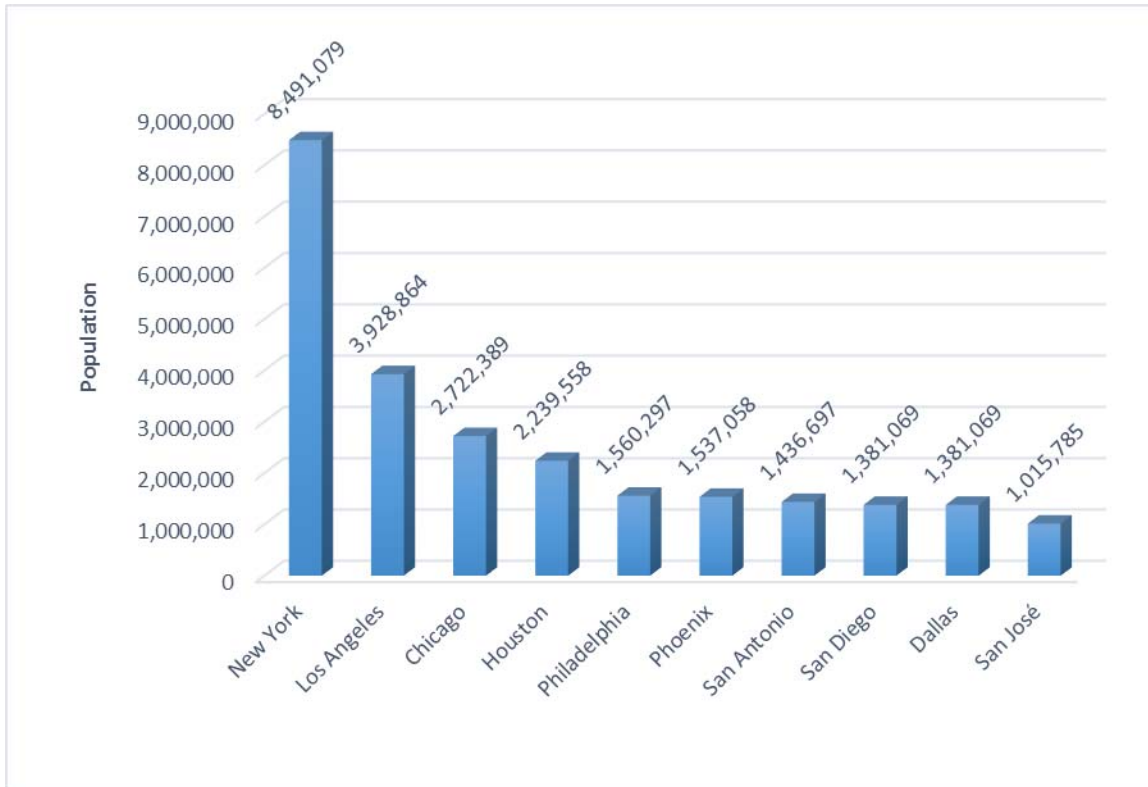


² State of California, Department of Finance, E-1 Population Estimates for Cities, Counties and the State with Annual Percentage Change – January 1, 2014 and 2015. (Released May 1, 2015).

CITY OF SAN JOSE
2015-2016 ADOPTED CAPITAL BUDGET

SAN JOSE AT A GLANCE

POPULATION OF 10 LARGEST U.S. CITIES



Source: U.S. Census Bureau – July 2014. No updated data for 2015

MAJOR EMPLOYERS

<u>Company</u>	<u>Number of Employees</u>
Santa Clara County	17,013
Cisco Systems	15,000
City of San José*	5,945
San José State University	4,670
US Postal Service	3,800
eBay	3,297
San José Unified School District	3,000
Paypal, Inc.	2,731
Western Digital/Hitachi	2,660
Kaiser Permanente	2,363
IBM Corporation	2,239
Good Samaritan Health System	2,083
Target Corporation	2,070
Adobe Systems Inc.	2,050
Brocade Communication	1,674
Cadence Design Systems Inc.	1,480

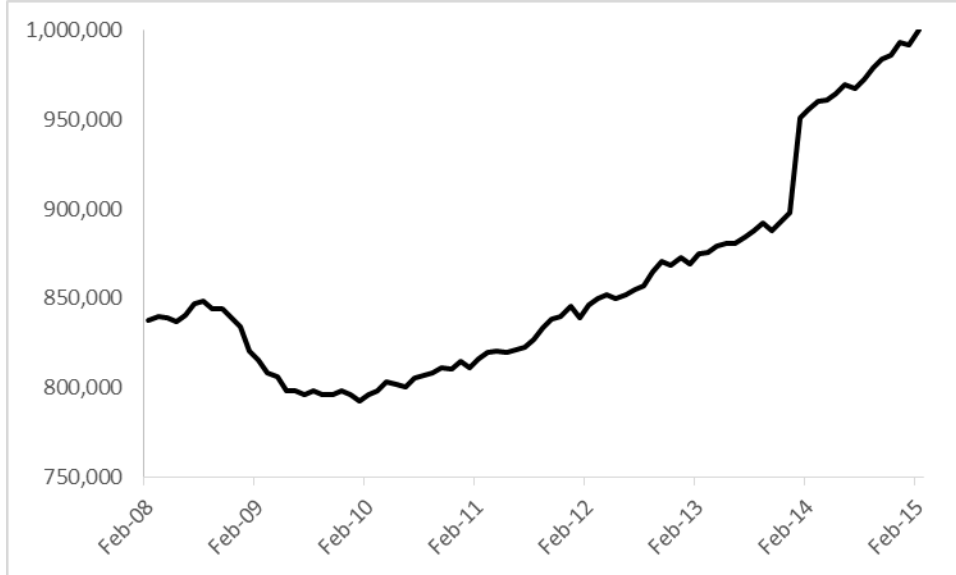
Source: City of San José, Office of Economic Development

* 2015-2016 Adopted Operating Budget

CITY OF SAN JOSE
2015-2016 ADOPTED CAPITAL BUDGET

SAN JOSE AT A GLANCE

SAN JOSE METROPOLITAN STATISTICAL AREA (MSA) EMPLOYED RESIDENTS*



* The San José, Sunnyvale, and Santa Clara Metropolitan Statistical Area (MSA) includes Santa Clara and San Benito Counties
Source: U.S. Census Bureau, California Employment Development Department (Released March 2015).

ANNUAL UNEMPLOYMENT RATES**

Unemployment Rates***	<u>2008</u>	<u>2009</u>	<u>2010</u>	<u>2011</u>	<u>2012</u>	<u>2013</u>	<u>2014</u>	<u>2015</u>
San José MSA	6.1%	10.9%	11.2%	10.0%	8.6%	7.0%	5.3%	4.1%
State	7.2%	11.3%	12.4%	11.7%	10.5%	8.9%	7.5%	6.2%
National	5.8%	9.3%	9.6%	8.9%	8.1%	7.4%	6.2%	5.2%

** Average annual rates based on monthly employment statistics

*** Unadjusted unemployment rates

Source: U.S. Census Bureau, California Employment Development Department (Released July 2015)

CITY OF SAN JOSE 2015-2016 ADOPTED CAPITAL BUDGET

SAN JOSE AT A GLANCE

AIRPORT*

Size	1,050	Approx. Acres
Terminals	2	
Runways	3	
Hours of Operation	24	
Flights in 2014-2015:		
Commercial Airline Operations	72,690	
Cargo Commercial Airlines Operations	1,500	
Taxi/Commuter Commercial	19,768	
General Aviation	33,246	
Military Flights	213	
Landings per Day in 2014-2015:		
Commercial	129	
General Aviation	46	
Number of Passengers in 2014-2015:	9.55	Million
Public Parking Spaces:		
Hourly Parking	2,500	
Daily Parking	1,360	
Economy Parking	1,670	
Services:		
Passenger Airlines	11	
All-Cargo Airlines	2	
General Aviation Based Aircraft	60	



ENVIRONMENT AND UTILITIES*

Miles of Municipal Sewer Mains		2,302
Number of Water Pollution Control Plants ³		1
Number of Square Miles the Sanitary Sewer System Spans		179.8
Gallons of Wastewater the Plant has the Capacity to Treat Per Day		167.0 Million
Gallons of Wastewater Treated Per Day		101.4 Million
Number of Municipal Water Systems ⁴		1
Water Services in Municipal Service Water Area		26,700
Miles of Water Mains		345
Gallons of Potable Municipal Water Delivered		5.8 Billion
Gallons of Recycled Municipal Water Delivered		1.4 Billion
2014-2015 Recycled Materials:		
Tons of Paper	46,000	
Tons of Glass	16,000	
Tons of Cardboard	11,000	
Tons of Metals	4,000	
Tons of Plastics	4,000	
Tons of Other Materials	<u>1,000</u>	
Total Tons of Recyclables	82,000	



* Current Counts or 2014-2015 Year-End Estimates

³ Serving the San José, Santa Clara, Milpitas, Campbell, Cupertino, Los Gatos, Saratoga, and Monte Sereno areas.

⁴ Serving the Evergreen, North San José, Alviso, Edenvale, and Coyote Valley areas. Other areas served by private water companies.

CITY OF SAN JOSE 2015-2016 ADOPTED CAPITAL BUDGET

SAN JOSE AT A GLANCE

ENVIRONMENT AND UTILITIES*

2014-2015 Recycled Materials:	
Multi-Family Dwelling Tons Composted	58,000
Single-Family Dwelling Tons Composted	21,000
Tons of Yard Trimmings	125,000
Tons of Used Motor Oil	294
Tons of Used Oil Filters	28

FIRE*

Fire Stations	33
Companies	40
Squad Cars	5
Equipment	
Engines:	
Front Line	30
Relief	15
Trucks:	
Front Line	9
Relief	4
Brush Patrol Apparatus:	
Front Line	7
Relief	6
Aircraft Rescue and Firefighting Apparatus:	
Front Line	2
Relief	1
Urban Search/Rescue and Hazmat Apparatus:	
Front Line	3
Auxiliary Apparatus	90
Emergency Medical Calls	51,000
Fire Safety Code Inspections	13,700
Fires	2,000



LIBRARIES*

Number of Outlets:	
Main Library	1
Branches	23
Items Checked Out (Circulation)	9,832,284
Books (Inventory)	1,744,147
Audio Visual Materials (Inventory)	368,340
Reference Questions	433,045



PARKING*

Parking Meters	2,593
Parking Lots (995 total spaces)	6
Parking Garages (6,172 total spaces)	8

* Current Counts or 2014-2015 Year-End Estimates

CITY OF SAN JOSE 2015-2016 ADOPTED CAPITAL BUDGET

SAN JOSE AT A GLANCE

PARKS, RECREATION AND NEIGHBORHOOD SERVICES*

Park Sites**	199
Basketball Courts	98
Bocce Ball Courts	12
Exercise Courses	34
Handball Courts	7
Horseshoe Pits	17
Lawn Bowling Greens	13
Sand Volleyball Courts	9
Skate Parks	7
Softball/Baseball/T-Ball Fields	56
Swimming Pools	6
Tennis Courts	93
Soccer Fields	48
Park Acreage**	3,484
Playgrounds**	269
City Operated Community Centers	12
Partner Operated Re-Use Sites	42
Public Golf Courses	3
Gymnasiums	7
Fitness Rooms	6
Youth Centers	6
Walking and Biking Trails (miles)	57
Total Participation in Recreation Programs at Community Centers	591,316
Total Participation in Recreation Programs at Re-Use Centers	20,000



POLICE*

Police Stations	1
Community Policing Centers	3
Police Marked Vehicles	317
Motorcycles	52
Horses	3
Dogs	13
Aircraft:	
Helicopter	1
Fixed Wing	1
Number of Emergency Calls Received	578,000
Number of Non-Emergency Calls Received	380,000
Cases Assigned Per Year	27,000



* Current Counts or 2014-2015 Year-End Estimates
 ** Data represents City services (excludes school data)