

Rules and Regulations



For Design and Operation of On-Site Recycled Water Facilities



This document contains South Bay Water Recycling (Program) rules, regulations and guidance for design and operation of on-site recycled water facilities. The document covers requirements for existing sites and new developments and should give the customer information necessary to meet all applicable regulations. Every effort has been made to ensure that facilities designed, constructed and operated on the basis of this document will comply with all existing codes, laws, statutes and regulations concerning the use of recycled water.

Authority and Sources

This document draws on a number of references concerning the use of recycled water. Of primary importance are the Guidelines for Distribution of Nonpotable Water developed by the California-Nevada Section of the American Water Works Association (AWWA) and the regulations regarding the use of recycled water ("Title 22") circulated by the State of California Department of Health Services (State DHS). It also draws on regulations contained in the San Francisco Bay Regional Water Quality Control Board permit (No. 95-117). This document was developed specifically for customers of South Bay Water Recycling and it takes precedence over general guidelines (including AWWA guidance documents) where differences are noted. Since codes, laws, statutes and regulations can change without prior approval or knowledge of the Program; the Program, Local Authorities, and Water Utilities do not assume any liability for errors in this document. Within the South Bay service area, various customers or individual facilities may have site-specific requirements, which are usually set forth in the individual Recycled Water Use Permit. In addition, some cities may have additional requirements or amendments contained in their supplementary guidelines. It is the responsibility of the customer to check with their Water Retailer before initiating any changes to their on-site recycled water system.

Interested parties may contact the Program for copies of documents referenced in the Rules and Regulations.

Acknowledgement

In preparing this document, the Program acknowledges the assistance of a number of agencies and individuals including State DHS, Santa Clara County Environmental Health Services (County DHS), San Francisco Bay Regional Water Quality Control Board, Central and West Basin Municipal Water Districts in Los Angeles County, Irvine Ranch Water District in Orange County, and San Diego County Water Authority.

Severability

If any section, subsection, clause, or phrase of these Rules and Regulations is determined to be invalid the remaining portions of these Rules and Regulations shall remain in effect.



Contents

ILLUSTRATIONS & CHARTS

Recycled Water Use Permit	2
Separation Requirements for Water Service Laterals and Meters	3
Separation Requirements for On-Site Facilities	4
Pipe Class	5
Minimum Cover	5
Information Box	6
Pipe Identification	8
Quick Coupling Valves	9
Identification Tags and Stickers	9
Advisory Sign	10



INTRODUCTION

i

Purpose
Authority and Sources
Acknowledgement
Severability

SECTION ONE—Planning for Recycled Water Use

1

Determination to Use Recycled Water
Protection of Public health
Approved Uses of Recycled Water
Recycled Water Use Permit
Local Authority
Procedures for Obtaining Recycled Water Service

SECTION TWO—Design, Installation & Inspection

3

DESIGN REQUIREMENTS AT THE SERVICE CONNECTION	3-4
Exceptions for Existing Irrigation Systems	
Pressure	
Required Wye Strainer and Pressure Regulator	
Point of Connection Location	
Separation Requirements	
Backflow Prevention: Protection of The Public Recycled System	
DESIGN REQUIREMENTS FOR ON-SITE FACILITIES	4
No Cross-Connections	4
Pipe Separation	4
<i>Horizontal Separation</i>	
<i>Vertical Pipe Separation</i>	
Pipe Class	5
Depth of Cover and Thrust Blocking	5
Prevent Overspray, Runoff and Ponding	5
Protection of Drinking Fountains and Outdoor Eating Areas	5
Protection of Aquifers	5
Protection of Public Potable Water Systems – Backflow Prevention	
Hose Bibs	5
DESIGN APPROVAL	6
INFORMATION REQUIRED ON PLANS	6-7
INSTALLATION AND CONSTRUCTION INSPECTION	8
Installation Criteria	8-10
<i>Pipe Identification</i>	
<i>Valve Boxes</i>	
<i>Quick Coupling Valves</i>	

Contents

Other Valves and Devices
Identification Tags and Stickers
Irrigation Controllers
Irrigation and Water Feature Advisory Signs
Required Temporary Connection to Potable Water Service
 Inspection 11
 Construction Inspection
 Cross-Connection Test
 Final Inspection and Approval to Receive Recycled Water
 Coverage Test
 Record Drawings

SECTION THREE—Operations & Maintenance 13

GENERAL CUSTOMER RESPONSIBILITIES 13
 Permit Issuance 13
 Site Supervisor Designation 13
 Site Supervisor Training 13
 Changing the Site Supervisor 13
 Site Supervisor Responsibilities 14-15
 Annual Self Inspection Report
 Unauthorized Discharge
 Maintenance
 Personnel Training
 Permit Updates
SYSTEM OPERATIONS 16
 System Responsibilities 16
 Irrigation System Modifications
 Emergency Procedures
 Operating Problems 16
 Industrial Uses 17
 Dual Plumbed Sites 17
 Impoundments 17
CROSS CONNECTIONS 17-18
 Definition 17
 Notification of a Cross Connection 17
 Scheduling Future Cross Connection Tests 18
 Periodic Testing
 Emergency Cross Connection Procedures 18
 Emergency Cross Connection Response Plan
 Contamination of Potable Water

ABBREVIATIONS

Abbreviations used throughout this document are listed below for reference. Definitions for terms are listed in **Appendix A – Definitions**.

AWWA

American Water Works Association

County DHS

County of Santa Clara Environmental Health Services

NPDES

National Pollutant Discharge Elimination System

Program

South Bay Water Recycling Program

RP Device

Reduced Pressure Principal Backflow Prevention Device

RWQCB

San Francisco Bay Regional Water Quality Control Board.

State DHS

State of California Department of Health Services, Drinking Water Field Operations Branch—Santa Clara District

Title 22

California Code of Regulations, Title 22

UPC

Uniform Plumbing Code



1 Planning for Recycled Water Use

A general guideline to help new and existing facilities plan for the use of recycled water.



Sites may use recycled water for a variety of uses approved by State DHS.

Determination to Use Recycled Water

All irrigation systems for landscaped areas more than ten thousand square feet shall be designed and installed to allow for the current and future use of recycled water. The Program may grant an exemption to a site if recycled water will not be available to serve the project in the foreseeable future. All irrigation systems must be metered separately from the potable water supply system and must have no on-site cross-connections to the potable water supply system.

Protection of Public Health

The Water Retailer, the local authority and the Program reserve the right to take any action necessary, with respect to the operation of the customer's recycled water system, to

safeguard the public health. If real or potential hazards are evidenced any time during construction or operation of the recycled water system, the Water Retailer reserves the right and has the authority to terminate recycled water service immediately, without notice. These hazards include, but are not limited to, cross-connections with the potable system, improper tagging, signing, or marking, or unapproved/prohibited uses. The Water Retailer may elect to temporarily replace the recycled water supply water with potable water only after the customer's recycled water system has been disinfected and approval has been granted by the Program and State DHS. All modifications required to replace the recycled water supply with potable water will be at the customer's expense.



Marcelli Park, Santa Clara


Approved Uses of Recycled Water

Sites may use recycled water for a variety of uses approved by State DHS. These include, but are not limited to: landscape irrigation, agricultural irrigation, construction water, water for industrial purposes, impoundments (fountains) and indoor toilet and urinal flushing. Each use of recycled water must have a Permit from the Program prior to receiving recycled water. The State of California regulates the use of recycled water, as directed under Title 22. Local authorities, at their discretion, can require or specify what sites and/or uses of recycled water are to be utilized in their service area, so long as it complies with State requirements. Sites must use recycled water only for those uses approved by the Program and State DHS.

Irrigation systems must be designed and operated to minimize overspray, runoff and ponding. This requirement does not apply to landscape impoundments such as ponds or lakes.

Recycled Water Use Permit

Every site must obtain a recycled water use Permit from the Program prior to receiving recycled water. Permits will only be issued after the site has met all of the Permit conditions. Typically, these requirements include construction, inspection, cross-connection certification, site-supervisor training and a schedule of the hours that recycled water can be utilized. There is no fee for this Permit. Following Permit issuance, a site may receive recycled water in

RECYCLED WATER USE PERMIT	
	Customer Number: <input type="text"/> <input type="text"/> <input type="text"/> <input type="text"/> <input type="checkbox"/> New <input type="checkbox"/> Renewal
	Site Name: <input type="text"/>
	Site Address: <input type="text"/>
	<input type="text"/> <input type="text"/> <input type="text"/> CA
Business Type: <input type="text"/>	
Startup Date: <input type="text"/>	
Owner Information:	
Name: <input type="text"/>	<input type="text"/>
Address: <input type="text"/>	<input type="text"/>
<input type="text"/> <input type="text"/> <input type="text"/> CA	
Site Information:	
Name: <input type="text"/>	<input type="text"/>
Title: <input type="text"/>	<input type="text"/>
Phone Number: <input type="text"/>	<input type="text"/>
Fax Number: <input type="text"/>	<input type="text"/>
Email: <input type="text"/>	Landscape Contractor: <input type="text"/>
Related Information:	
APN Number(s): <input type="text"/>	<input type="text"/>
Acreage: <input type="text"/>	<input type="text"/>
Land Use: <input type="text"/>	<input type="text"/>
Retailer: <input type="text"/>	<input type="text"/>
Well: <input type="text"/>	<input type="text"/>
Flow (AFY): <input type="text"/>	<input type="text"/>
Meter No.: <input type="text"/>	<input type="text"/>
Comments: <input type="text"/>	<input type="text"/>
Signature: <input type="text"/>	Date: <input type="text"/>

Following Permit issuance, a site may receive recycled water in accordance with the requirements of the Permit and the Program Rules and Regulations.



Evergreen Community College, San Jose

accordance with the requirements of the Permit and the Program Rules and Regulations. The Program may revoke the Permit at any time.

If the on-site recycled water system is found to be in violation of the Rules and Regulations, the Program will direct the customer to mitigate for these violations. A site inspection will be scheduled after a reasonable mitigation period to ensure compliance. Failure to comply will result in termination of recycled water service.

Local Authority

Various regulations for recycled water use are outlined in the Resolutions, Policies, and Ordinances of the Water Retailers and local authorities. The local authority is the entity having the responsibility of enforcing the rules and regulations for the end use of recycled water. The local authority is typically the retailer of recycled water to the site and is responsible for implementation of the Program Rules and Regulations. Please contact your Water Retailer for more information regarding local authority.

Procedures for Obtaining Recycled Water Service

The procedures for obtaining recycled water service are listed in **Appendix C**. The procedures are slightly different depending on whether the service is for a new facility or for an existing facility. In addition, check with your Water Retailer for specific local requirements.

2 Design, Installation & Inspection

Rules & guidelines for recycled water irrigation systems



PURPOSE The purpose of this section is to provide designers of on-site irrigation systems rules and guidelines for the design, installation and inspection of recycled water irrigation systems.

WHAT YOU CAN EXPECT TO FIND IN THIS SECTION

- Requirements for design, installation and inspection if new recycled water irrigation systems
- Requirements for design, installation and inspection of existing irrigation systems that are converting from a potable to a recycled water supply.

Design Requirements at the Service Connection

EXCEPTIONS FOR EXISTING IRRIGATION SYSTEMS

With the exception of pipe identification and pipe separation, facilities where the existing buried piping system is converted from potable to recycled water must meet the same requirements as new facilities. However, any new buried piping added to existing piping at a retrofitted site must meet the identification and separation requirements for new systems. In addition, any existing piping uncovered for any reason during construction must be marked according to pipe identification requirements to the extent feasible.

PRESSURE

Designers should contact their Water Retailer to determine the pressure available at their specific point of connection.

The South Bay Water Recycling distribution system currently provides recycled water to customers at pressures that range from 60 psi to 130 psi. Agreements between the Program and some retailers specify a minimum supply pressure of 45 psi, well below the normal operating pressure.

REQUIRED WYE STRAINER AND PRESSURE REGULATOR

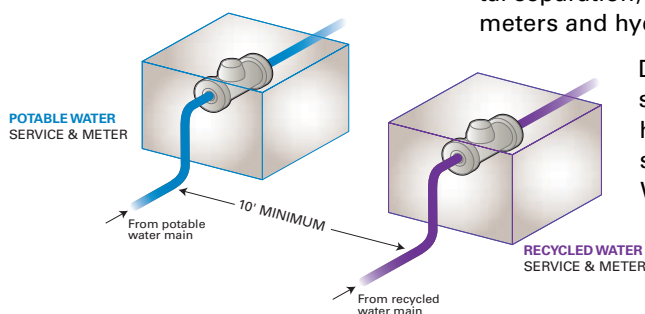
Unless otherwise directed by the Program, all recycled water services must be equipped with a wye-strainer (20-mesh or finer screen) installed as close as practicable to the meter box, and a pressure regulating valve installed immediately downstream of the strainer. Both of these devices must be installed in an underground box or boxes. Prior to determining available pressure, designers should take into account the pressure losses incurred by these facilities.

POINT OF CONNECTION LOCATION

Designers must contact their Water Retailer or consult development plans to verify the water meter location, the size of the lateral, and meter available to serve their facility.

SEPARATION REQUIREMENTS

All recycled water service laterals and meters must be at least ten feet (horizontal separation) from the nearest potable water facility, including pipelines, meters and hydrants.



Designers should check to see that laterals and meters that serve their site meet these requirements. In the event that a horizontal separation less than ten feet has been provided, designers should bring this to the attention of the developer or Water Retailer before proceeding with on-site system design.

**BACKFLOW PREVENTION:
PROTECTION OF THE PUBLIC RECYCLED
SYSTEM**

Since recycled water is not used for drinking purposes, backflow protection is not normally necessary on recycled water irrigation systems. However, the Program must ensure that customers do not compromise the quality of the recycled water in the distribution system. Therefore, the Program will require backflow protection on the customer's recycled water system if it is determined that there is a backflow hazard on-site which threatens the integrity of the distribution system.

Examples of sites that may be required to install backflow protection devices are:

- Irrigation sites where direct chemical fertilizer injections systems are installed on the irrigation system,
- Irrigation sites where recycled water impoundment may cause a backflow hazard

In such cases, backflow prevention devices might be required at the recycled water service connection or at specific, on-site locations as appropriate to the situation. Backflow prevention assemblies must be shown on plans and be of a type approved by state DHS. It will be the responsibility of the customer to provide test reports for on-site backflow prevention devices to the appropriate agency, whereas backflow devices at the service connection fall under the Water Retailer test program.

Devices must be properly maintained, inspected quarterly and tested at least annually. Backflow prevention devices, when required on recycled water systems, must be conspicuously labeled. Test equipment must be dedicated for use with recycled water. Backflow testing equipment used for recycled water must not be reused on potable water systems.

Design Requirements for On-site Facilities

NO CROSS-CONNECTIONS

No cross-connections are allowed between the recycled water system and any other water system.

Pipe Separation

HORIZONTAL SEPARATION

A minimum horizontal separation of ten feet between parallel, buried recycled and potable water pipelines should be maintained. If a ten-foot horizontal separation is not practical, a separation of at least four feet may be allowed subject to special construction conditions. (Designers should consult the Program for specific design requirements.) In no case is horizontal separation of less than four feet or construction in the same trench as potable facilities allowed.

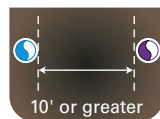


Not allowed



Must meet one of these requirements:

- Solvent-welded PVC pipe on recycled water system
- Restrained joint PVC pipe for recycled or potable
- Restrained joint ductile iron pipe on recycled water system
- Soldered copper pipe on recycled water system
- Sleeve potable pipe
- Sleeve recycled pipe



No special construction requirement

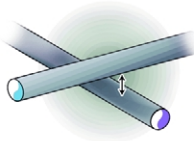
Potable water

Pressurized recycled water

VERTICAL SEPARATION AT CROSSINGS

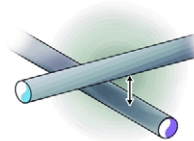
Where a buried constant pressure recycled water pipeline crosses a buried potable water pipeline, it must be located a minimum of 12 inches below the potable water pipeline. Constant pressure recycled water pipelines are allowed over potable water pipelines with a minimum of 12 inches vertical separation if a full standard pipe length is centered over the crossing, or the recycled water pipeline is installed in a pipe sleeve which extends a minimum of 10 feet on either side of the potable water piping.

NOTE: Intermittently pressurized irrigation laterals may be located a minimum of 12 inches above potable water pipelines without sleeving.



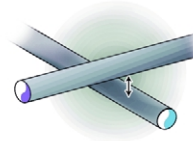
Less than 1' **below** potable—

Not allowed



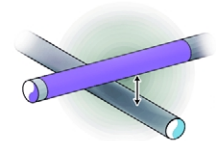
1' or greater **below** potable—

No special construction requirement



Less than 1' **above** potable—

Not allowed



1' or greater **above** potable—

Depth of cover requirement must be satisfied.

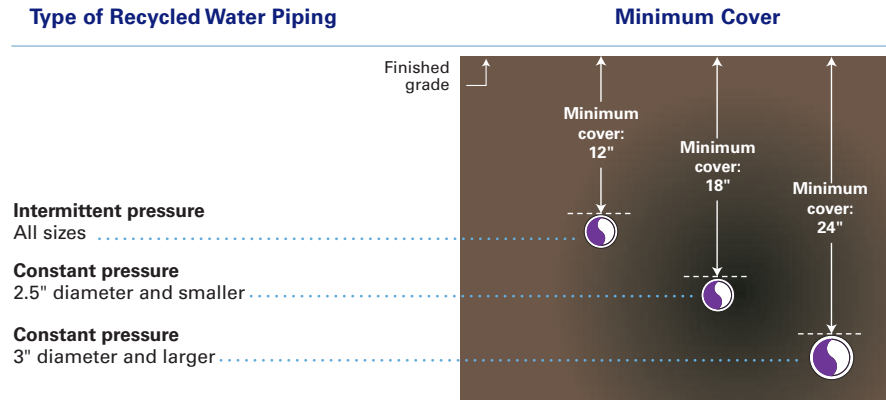
A full standard pipe length must be centered over the crossing, or the recycled pipeline must be installed in a pipe sleeve which extends a minimum of 10 feet on either side of the potable water piping.

PIPE CLASS

Type of Recycled Water Piping	Size	Class
Constant pressure PVC	1.5" diameter and smaller 2.0" diameter and larger	Schedule 40 or greater Class 315 or greater
Intermittent pressure PVC lateral piping		Class 200 or greater
Copper piping		Type "K" or greater

DEPTH OF COVER AND THRUST BLOCKING

All on-site recycled water piping must be buried to a minimum depth from finished grade to top of pipe (minimum cover) according to the schedule at right:



All recycled water piping other than PVC piping with solvent welded joints must be protected against movement with thrust blocks or restrained joints or other approved methods conforming to the UPC Section 609.1.4.

PREVENT OVERSPRAY, RUNOFF AND PONDING

Irrigation systems must be designed and operated to minimize overspray, runoff and ponding.

Designers must specify appropriate irrigation devices to prevent overspray in narrow areas. In the event that, during the coverage test, noticeable overspray, runoff and/or ponding is observed, facilities will be adjusted or removed and relocated as needed. This requirement does not apply to landscape impoundments such as ponds or lakes.

PROTECTION OF DRINKING FOUNTAINS AND OUTDOOR EATING AREAS

Drinking fountains, outdoor eating areas and other similar facilities (e.g. snack bars) located within the approved use area must be protected from overspray or contact with recycled water. Protection may be accomplished by relocating the irrigation system or relocating or modifying the protected facilities.

PROTECTION OF AQUIFERS

Irrigation systems must be designed to prevent irrigation of recycled water within 50 feet of any domestic water supply well. In addition, recycled water impoundments must be located at least 100 feet (horizontal separation) from any domestic water supply well.

PROTECTION OF PUBLIC POTABLE WATER SYSTEMS – BACKFLOW PREVENTION

Although not normally a part of on-site recycled water irrigation systems, it must be noted that backflow prevention devices are a required and important part of potable water service connections to sites where recycled water is used.

At premises where both recycled water and potable water are present in separate piping systems with no interconnection, a reduced pressure (RP) principal backflow prevention device must be located as close as practicable to the downstream side of every potable water meter.

All RP devices must be inspected quarterly and tested at least annually. The customer is responsible for the coordinating the testing, except in Santa Clara – the City coordinates this effort. An AWWA-certified backflow prevention device tester must do the device testing. Test reports must be provided to the Program and the Water Retailer. The customer, the Program, and the Water Retailer must maintain records for a minimum of three (3) years.

HOSE BIBS

Hose bibs are not allowed on recycled water systems.

Design Approval

Before any new recycled water system is constructed or any existing recycled water system is modified, on-site recycled water system plans prepared by the customer must be approved by the agency that serves recycled water in that area (City of Milpitas, City of Santa Clara, or, in the case of the City of San Jose, the Program) and the State DHS.

Approval will be contingent upon evidence that all applicable design requirements for a recycled water system are satisfied and that the system as designed can be operated in accordance with the Program Rules and Regulations. While the agency that serves recycled water and the State DHS review plans, the customer is responsible for meeting all requirements, even those requirements not shown on the approved plans. The plan check procedures for each agency are contained in **Appendix C**.

Information Required on Plans

The following is a brief list of the information required on the plans for every on-site recycled water system.

Note that compliance with every item on this list does not guarantee that the plans will be approved, since regulations and policies may change and some sites may require additional provisions. For convenience, a copy of this list is provided in **Appendix F– Sample Forms**, in a checklist format.

- Indicate all **sources of water** on the plans.
- Show the location and size of all **water meters** on the piping plans.
- Show location and type of all **backflow prevention devices** for potable water systems (generally, backflow prevention devices are not used on recycled water systems).
- Show location and type of all **strainers, pressure regulating valves, and master valves**.
- Show location of all **water pipelines** (including potable and well lines) crossing the site. If space does not permit this information to be placed on the irrigation plans, then a separate site or utility plan can be used to show this information. Exception for an existing irrigation system converting to recycled water: Although it may not be possible to show the location of all water pipelines at this type of site, all locations where future recycled water piping must be separated from the potable water piping must be clearly indicated on the plans.
- Supply the following **information box** for each recycled water system with its own meter; place this information on the same sheet as the meter/point of connection it pertains to. Fill out the ten items as applicable, but do not delete any of them.

GENERAL SITE INFORMATION for RECYCLED WATER USE

1. LANDSCAPED RECYCLED WATER IRRIGATION USE AREA: (square footage).
2. PUBLIC ACCESS TO SITE GROUNDS IS (indicate: UNRESTRICTED or RESTRICTED).
3. OWNER: (legal property owner's name).
4. PROPERTY MANAGER CONTACT: (name, title, and telephone number).
5. TENANT (S): [name(s) & phone number(s); if not applicable, state NOT APPLICABLE].
6. ON-SITE WELL LOCATIONS: (for example, ONE; if none, state NONE).
7. WELLS ON ADJACENT SITES LOCATED WITHIN 50 FT. OF RECYCLED WATER APPROVED USE AREA OR WITHIN 100 FT. OF ANY RECYCLED WATER IMPOUNDMENT: (for example, ONE; if none, state NONE).
8. OUTDOOR DRINKING FOUNTAINS IN/NEAR THE RECYCLED WATER APPROVED USE AREA: (for example, ONE; if none, state NONE).
9. OUTDOOR EATING AREA(S) IN/NEAR THE RECYCLED WATER APPROVED USE AREA: (for example, ONE; if none, state NONE).
10. WATER FEATURES ON SITE: (examples below; if none, state NONE).

Number:	Type:	Water Source:
One	fountain	recycled
One	pond	potable

Regulations and policies may change—and some sites may require additional provisions.


- Clearly identify all adjacent **streets**, and locations of all major improvements on the site.
- Show the location of all drinking fountains, outdoor eating areas, and other **public facilities supplied with recycled or potable water** service. Public facilities include, but are not limited to, restrooms, snack bars, swimming pools, wading pools, decorative fountains and showers. Show the pipelines feeding all of these facilities.
- Show the location of any wells, lakes, ponds, reservoirs, or other **water impoundments** located on the site or within 100 feet of the site, and indicate the type of water source.
- Indicate that the **separation between potable and recycled water lines** meets minimum requirements. (See *Design Requirements* on page 4.) Show sleeving where recycled water pipelines cross over potable water pipelines.
- When **potable water piping is not present** on the site, state in a note that the cross-connection test required by the Program is waived for sites where potable water piping is not present.
- **Show all details necessary** to properly construct the system, including the details conforming to the requirements of the agency responsible for reviewing the plans. The purpose of the details is to show the materials and methods necessary to clearly identify all water systems on the site.
- Include an **irrigation equipment legend** specifying all materials of construction for the system, including:
 - A pipe schedule listing pipe sizes, materials of construction, and type of water conveyed by the piping.
 - A listing of valve types, including quick coupling valves.
 - All pertinent information for each type of sprinkler head and/or emitter.
 - Indication of purple-colored pipe with recycled water stenciling and quick coupling valves with purple covers where recycled water is used.
- Include the **Standard Notes** specified by the agency responsible for reviewing the plans—San Jose, Milpitas, or Santa Clara (See *Appendix D—SBWR Standard Notes*).
- All sites using recycled water must post **clearly visible signs** conforming to the South Bay Water Recycling details. Show proposed sign locations on irrigation plans.
 - For many sites, typical locations for signs are at the property line near crosswalks, at driveway entrances, and at outdoor eating areas.
 - For streetscapes (parkways, frontage or backup landscaping), place signs at street corners and entranceways as appropriate to notify passersby. In any case, signs must be placed no further than 1,000 feet apart.
 - For medians, a sign should be placed at the beginning and end of every median, and another approximately equidistant from the ends of the median for longer median areas.
 - For decorative fountains, ponds, and other water features, see the *Decorative Fountains, Ponds and Other Water Features* section on page 10 for more information.
- Add **signature lines** for the Department of Health Services and the agency responsible for reviewing the plans—City of Milpitas, City of Santa Clara, or South Bay Water Recycling (for the City of San Jose)—to all irrigation plan sheets, detail sheets, and specification sheets that pertain to the recycled water irrigation system.

Installation and Construction Inspection

Installation criteria

PIPE IDENTIFICATION

All new piping, whether for a new or retrofitted system, must be installed according to the approved plans and marked per these requirements to clearly distinguish between recycled water and potable water systems.



Identification of Buried Recycled Water Lines The use of purple colored pipe with continuous wording “RECYCLED WATER—DO NOT DRINK” printed on opposite sides of the pipe is the preferred method for identification of new buried recycled water piping (constant-pressure mainlines/intermittent-pressure laterals). Pipe must be laid with wording facing upwards.

An acceptable alternative: all new buried recycled water lines (constant-pressure mainlines/intermittent-pressure laterals) must be identified by continuous lettering on three inch (3") minimum width, purple marking tape with one inch black or white contrasting lettering bearing the continuous wording “RECYCLED WATER—DO NOT DRINK.” This tape must run continuously on top of all piping (mainlines and laterals) and must be attached to piping with plastic tape banded around the marking tape and the pipe every five feet on center. Marking tape must extend to all valve boxes and/or vaults and exposed piping.

Identification of Existing Buried Recycled Water Lines Existing buried piping which will be converted to recycled water use need not be marked unless the piping becomes exposed, such as during installation of new pipeline or maintenance of existing pipe. The exposed section must be marked as indicated above for new piping.

Identification of Above Grade Recycled Water Lines All above grade recycled water pipelines, whether new or existing, must be labeled with the words “RECYCLED WATER—DO NOT DRINK” and color coded purple to differentiate recycled water pipelines from potable water pipelines. If purple identification tape is used to label the pipe and/or color code the pipe, the tape must be adhesive, permanent, and resistant to environmental conditions. Purple bands may also be painted around the circumference of the pipe at ten-foot intervals for color-coding. Purple PVC pipe is not an acceptable alternative for color-coding because the purple color will fade when exposed to sunlight.

Identification of Recycled Water Lines Inside Structures Exposed (not buried) constant-pressure recycled water irrigation pipelines, such as copper or galvanized pipelines, that might be used in a structure such as a parking garage to route recycled water, must be identified per UPC Appendix J, with the exception that the labeling on the piping must read “CAUTION: RECYCLED WATER—DO NOT DRINK.” Intermittent-pressure lines inside a structure must be identified by affixing decals to the piping at ten-foot intervals and wherever the piping changes directions. These decals must be purple in color and must be imprinted in nominal one-inch-high, black, uppercase letters, with the words “RECYCLED WATER—DO NOT DRINK,” and must be adhesive, permanent, and resistant to environmental conditions.

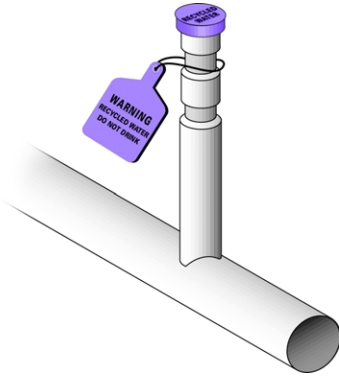
VALVE BOXES

All remote control valves, isolation valves, pressure reducing valves, and strainers for on-site recycled water systems must be installed below grade in a valve box. Green, black, or purple valve boxes and lids are acceptable.

Valve boxes must have an advisory label or “nameplate” permanently molded into or affixed onto the lid with rivets, bolts, etc. Labels must be constructed of a purple weatherproof material with the wording “RECYCLED WATER—DO NOT DRINK—NOTOMAR” permanently stamped or molded into the label.

QUICK COUPLING VALVES

New quick coupling valves must be made specifically for recycled water use.



New quick coupling valves must be 3/4-inch or one-inch nominal size and of brass construction with a maximum working pressure of 150 psi. The covers on all new quick coupling valves must be permanently attached and made of purple rubber or vinyl with the words “RECYCLED WATER” imprinted on the locking cover. To prevent unauthorized use, the valve must only be operated by a special coupler key for opening and closing the valve. New quick coupling valves must be installed approximately 12 inches from walks, curbs, header boards or paved areas. Quick coupling valves used in the recycled water system must be installed in a valve box, where applicable, and a recycled water identification tag must be permanently attached to the quick coupling valve or the inside of the box so that it is clearly visible when the box lid is removed.

Any wands, sprinkler heads, fittings, or other attachments used in conjunction with the quick coupling valves must be labeled with the words, “RECYCLED WATER—DO NOT DRINK.” Attachments used in a recycled water system must not be used in a potable water system.

The installation of quick coupling valves on a potable water system in the vicinity of a recycled water irrigation system must be of a different type to prevent accidental cross-connection or contamination by accidentally interconnecting or interchanging attachments. Keys and attachments must not be interchangeable. Retrofitted potable water system quick coupling valves must be modified to meet standards for new recycled water quick coupling valves.

OTHER VALVES AND DEVICES

Isolation Valves New and existing isolation valves must be installed in a marked valve box with a recycled water identification tag on the valve operator or, if the valve operator is too deep to reach, at the top of the valve box extension.

Remote Control Valves New and existing remote control valves must be installed in a marked valve box with a recycled water identification tag on the valve.

Pressure Regulating Valves and Strainers New and existing pressure regulating valves and strainers must be installed in a marked valve box with a recycled water identification tag on the valve/strainer.

Water Meters, Pumps, Pump Control Valves, Air/Vacuum Relief Valves All of these recycled water devices must be tagged with a recycled water identification tag.

Recycled Water Backflow Prevention Devices If applicable, these devices must be tagged with a recycled water identification tag.

Potable Water System Devices At recycled water use sites where potable water is used, all potable water meters and above grade water devices, such as backflow prevention devices and hose bibs, must be tagged or labeled with potable water identification tags, or labels.

IDENTIFICATION TAGS AND STICKERS

Identification tags and stickers must be weatherproof and durable, such as plastic or plastic coated.

Recycled water identification tags and stickers must have a purple background with permanent black lettering stating “RECYCLED WATER—DO NOT DRINK” and “AVISO, AGUA IMPURA—NO TOMAR.” Potable water identification tags and labels must have a blue background with “POTABLE WATER” and “AGUA PARA TOMAR” in permanent black lettering.



IRRIGATION CONTROLLERS

New recycled water system controllers must be automatic with multiple start/stop times for any 24 hour period and installed according to the approved plans and local codes.

All recycled water system controllers must be identified by affixing a sticker or “nameplate” to the outside of the controller cabinet, the inside of the controller cabinet, or the outside or inside of the controller cabinet enclosure. Stickers or nameplates must be weatherproof, and must contain wording in English and Spanish indicating that the controller is for a recycled water system.

IRRIGATION & WATER FEATURE ADVISORY SIGNS

All sites using recycled water must post clearly visible signs conforming to the South Bay Water Recycling details and installed per the locations indicated on the approved plans.



Irrigation Systems at Fenced Facilities Advisory signs indicating the use of recycled water must be installed at all entrances to the customer’s facility. The Program may require additional signing on a case by case basis.

Irrigation Systems at Facilities Not Surrounded by Fences Advisory signs must be placed where they can be easily seen. To the extent necessary to advise passerby, signs must be posted at the property line near crosswalks, at driveway entrances, at outdoor eating areas, or as otherwise determined by the Program. For streetscapes (parkways, frontage or backup landscaping), place signs at street corners as appropriate to notify passerby. Signs must be placed no further than 1,000 feet apart. For medians, a sign is usually placed at the beginning and end of every median, and another approximately equidistant from the ends of the median for longer median areas.

The signs must include the words “IRRIGATED WITH RECYCLED WATER— DO NOT DRINK—NO BEBER.” The Program may also require the signs to include translations into other foreign languages if appropriate. The lettering on the signs must be a minimum of 1/2-inch in height and must be black or white on a purple colored background and include the Program logo. Where required for aesthetic or corporate identity purposes, alternate color-coding schemes may be adopted subject to the approval of the Program. Consult the Program for final approval of signs using alternate color-coding.

Decorative Fountains, Ponds, and Other Water Features Minimum requirements for water feature signs:

- Minimum wording: “This ____ [insert type of water feature here, such as Fountain, Pond, etc.] Uses Recycled Water – Do Not Drink – No Beber.”
- Minimum size: no less than 4 inches high by 8 inches wide.
- Must be permanently, legibly printed and posted in conspicuous places.
- Colors for lettering and background follow the same guidelines as for irrigation signs.

The Program must be consulted for final approval of all signs, as well as the number of signs required per water feature and the placement of those signs.

REQUIRED TEMPORARY CONNECTION TO POTABLE WATER SERVICE

In order to prevent cross-connections, an irrigation system is usually not allowed to receive recycled water until its site has passed a required cross-connection test.

This means that this irrigation system must be supplied with water from a jumper (temporary connection) to an on-site potable water system up to and during the cross-connection test. After passing this test, the jumper must be removed and the system connected to the recycled water meter. Jumpers, providing water from the public recycled water system into the on-site recycled water system, are prohibited at all times. Irrigation systems not needing a temporary potable water source are usually systems where there is no potable water at the site, such as some streetscapes and medians.

Inspection

CONSTRUCTION INSPECTION

The RWQCB requires that the Program, the agency responsible for approving the plans (e.g. City of Milpitas, City of Santa Clara), or designated representatives conduct on-site inspections during the construction phase to ensure that materials, installation and procedures are in accordance with the approved plans, specifications, and all applicable regulations. Accordingly, the customer must notify the responsible agency mentioned above of the schedule for all phases of planning, construction and start up so that inspections can be scheduled. The constant-pressure mainline piping portion of all systems must conform to the requirements of the UPC Sections 103.5.1 through 103.5.4.2.

CROSS-CONNECTION TEST

The customer must conduct a cross-connection test (and the customer's site must pass this test) before connecting the customer's recycled water irrigation system to the Water Retailer's recycled water system at any use-site where both recycled and potable water are present in separate piping systems. This test is to ensure the absolute separation of the recycled and potable water systems. The customer must notify the agency responsible for approving the plans at least 48 hours prior to the test so that members of the appropriate agency may be present. The cross-connection test must be done under the supervision of the approving agency's representatives and performed by an AWWA-certified cross-connection control specialist hired by the customer. The Site Supervisor must be present at the test. The test must be done with potable water charging the irrigation system (see [Required Temporary Connection to Potable Water Service](#) on page 10). A written report documenting the test results must be submitted by the certified cross-connection control specialist to the Site Supervisor and the agency responsible for inspection following test completion. [Cross-connection test procedures are contained in Appendix E.](#)

The customer must notify the responsible agency of the schedule for all phases of planning, construction and start up so that inspections can be scheduled.



Recycled Water Demonstration Garden in Guadalupe Gardens, San Jose

FINAL INSPECTION AND APPROVAL TO RECEIVE RECYCLED WATER

Before the recycled water irrigation system is connected to recycled water, the agency responsible for approving the plans (or its designated representatives) will perform a final inspection to ensure all requirements have been met. This inspection may be coordinated with the cross-connection test. The agency's inspector will check to see that the proper equipment was used and that all required tags, labels, and signs are in place.

The Program must grant final approval before recycled water can be supplied to the site. Final approval will be granted when construction has been completed in accordance with approved plans and specifications, all cross-connection tests have been performed, a final on-site inspection has been conducted, and all requirements have been met satisfactorily. After the Recycled Water Use Permit is finalized by the Program, the Water Service Agreement is approved by the Water Retailer (if applicable), and all applicable fees have been paid, the Water Retailer will authorize the installation of the recycled water meter. The State DHS will be forwarded a copy of all test and inspection reports as well as notification that recycled water service has started. During the lifetime of the recycled water system, the agency responsible for approving the plans or the Program will periodically inspect the recycled water system to ensure compliance with all applicable Rules and Regulations.

COVERAGE TEST

The customer is responsible for minimizing overspray, runoff, and ponding from their recycled water irrigation systems — new or converted to recycled water. To ensure that any overspray, runoff, or ponding is in accordance with the Program rules and regulations, the agency responsible for approving the plans will conduct an inspection of the on-site system. After the on-site system begins receiving recycled water, the customer or customer's representative must contact the approving agency to schedule a coverage test walk through of the system. The customer or customer's representative must be in attendance and have persons in attendance capable of making system adjustments. If modifications to the system (other than minor adjustments) are required, the customer will be notified in writing of the changes required. Any required modifications to the system must be made in a timely manner. Modifications are the responsibility of the customer, and the customer must pay all costs associated with such modifications.

RECORD DRAWINGS

The customer—or customer's contractor—must prepare record drawings to show the recycled water irrigation system as constructed. These drawings must include all changes in the work constituting departures from the original contract drawings including those involving both constant-pressure and intermittent-pressure lines and appurtenances. All conceptual or major design changes must be approved by the agency responsible for approving the plans before implementing the changes in the construction contract. The recycled water irrigation system record drawings must be submitted to the approving agency within ninety (90) days of the site receiving recycled water.



Sorci Orchard, San Jose

3 Operations & Maintenance

General Requirements for Operation & Maintenance of a Recycled Water System



General Customer Responsibilities

PERMIT ISSUANCE

Prior to receiving recycled water service, the customer must be issued a 120 day temporary recycled water Permit by the Program after meeting the requirements established in **Section 2—Design, Installation and Inspection**. The customer must designate a representative who is responsible for attending the Site Supervisor Certification Training before the temporary Permit expires. Once a Site Supervisor has attended the training, the Program will issue the customer a permanent Recycled Water Permit.


SITE SUPERVISOR DESIGNATION

The customer must designate a representative to be the Site Supervisor of the recycled water use site. The Site Supervisor represents the owner, tenant, or property manager as a liaison to the Program and the Water Retailer. The Site Supervisor must have the authority to carry out any requirements of the Program and/or the Water Retailer. It is recommended that the Site Supervisor be an employee who is permanently stationed at the use site. At a minimum, the Site Supervisor must make frequent visits to the use site.



SITE SUPERVISOR TRAINING

The designated Site Supervisor must attend a Site Supervisor Certification Workshop, provided by the Program, within the first 120 days of receiving recycled water service. Failure to attend the Site Supervisor Certification Workshop may result in the termination of recycled water service.



CHANGING THE SITE SUPERVISOR

The customer must notify the Program immediately of any change in personnel for the Site Supervisor position. Upon a change in personnel, the new Site Supervisor must attend a Site Supervisor Certification Workshop within 120 days of the position change. Failure to attend the Site Supervisor Certification Workshop may result in the termination of recycled water service.

By accepting recycled water service, the customer agrees to comply with and enforce the Program Rules and Regulations for recycled water use.

Site Supervisor Responsibilities

- THE SITE SUPERVISOR:**
- ...is responsible for the recycled water system at the site.
 - ...is responsible for the operation, maintenance, and prevention of potential violations on the recycled water system.
 - ...must ensure that there are no cross-connections made between the potable and recycled water systems.
 - ...must be present at all cross-connection tests.
 - ...must inform the Water Retailer of all failures, violations and emergencies that occur involving the recycled or potable water systems.
 - ...is expected to know the provisions contained in California Code of Regulations Title 17 and Title 22, relating to the safe use of recycled water and the maintenance of accurate records.
 - ...is expected to know the basic concepts of backflow and cross-connection prevention, system testing, and related emergency procedures.
 - ...is responsible for training personnel at the use site on the proper uses of recycled water.
 - ...must conduct an annual self-inspection of the use site and provide a written report to the Water Retailer.

ANNUAL SELF INSPECTION REPORT

The RWQCB requires that recycled water customers conduct an inspection at least once per year while the recycled water system is in use.

The results of this inspection must be documented and submitted in a written report. The Water Retailer will mail the report form to the Site Supervisor once a year. The Site Supervisor must submit the results of the observations, along with a description of any corrective actions taken (see **Appendix F—Sample Forms**). Upon completion, the Site Supervisor must keep a copy of the report for their records and must return the original. The questions on the annual inspection report are as follows:

1. Is there evidence of recycled water runoff from the site? Show affected area on a sketch and estimate volume.
2. Is there an odor of wastewater origin at the irrigation site? If yes, indicate apparent source, characterization, direction of travel, and any public use areas or off-site facilities affected by the odors.
3. Is there evidence of recycled water ponding, and/or evidence of mosquitoes breeding within the irrigation area due to ponded water?
4. Are warning signs, tags, stickers, and above ground pipe markings properly posted to inform the public that irrigation water is recycled water, which is not suitable for drinking?
5. Is there evidence of leaks or breaks in the irrigation system piping, or tubing?
6. Is there evidence of broken or otherwise faulty drip irrigation system emitters or spray irrigation sprinklers?
7. Has your designated Site Supervisor changed in the past year?
8. What corrective actions are being taken to correct any problems noted above?

UNAUTHORIZED DISCHARGE

An unauthorized discharge is any amount of recycled water that leaves the designated use site.

Discharge of any type of water is regulated by Santa Clara Valley Urban Runoff Pollution Prevention Program per the RWQCB National Pollutant Discharge Elimination System Permit. The Site Supervisor must report to the Water Retailer any unauthorized discharge of recycled water, at which time the Water Retailer will specify if a written report is required. In the event of an unauthorized discharge, the Site Supervisor should make every effort to contain the recycled water and prevent it from entering the storm drain. Contact your Water Retailer for further directions and disposal instructions.

MAINTENANCE

The Site Supervisor is required to perform preventive maintenance to ensure that the recycled water system always remains in compliance with the Rules and Regulations of the Program.

As part of a preventive maintenance program, the Site Supervisor should:

- Perform regular inspections of the entire recycled water system including sprinkler heads, drip irrigation system emitters, spray patterns, piping and valves, pumps, storage facilities, controllers etc. Immediately repair all broken sprinkler heads, faulty spray patterns, leaking pipes or valves, or any other noted condition that violates the recycled water use requirements.
- Check all recycled water identification signs, tags, stickers, and above grade pipe markings for their proper placement and legibility. Replace damaged, unreadable, or missing signs, tags, stickers, and pipe markings.
- Check spray patterns to eliminate ponding, runoff and wind blown spray conditions. If evidence of ponding or runoff is noted, affected areas should be indicated on a sketch and sprinkler heads should be adjusted to prevent further ponding or runoff. County Health regulations require that evidence of mosquitoes breeding within ponding should be noted and immediately eliminated.
- Establish and maintain an accurate record keeping system of all inspections, modifications and repair work.



Site Supervisor training class

PERSONNEL TRAINING

The Site Supervisor is responsible for training all personnel involved with recycled water so they are familiar with the Rules and Regulations.

At a minimum, the training program should convey the following information:

- SBWR recycled water, although highly treated, is non-potable and must never be used for human consumption.
- Regulations prohibit ponding, windblown spray and runoff of recycled water.
- Working with nonpotable recycled water is safe if common sense is used and appropriate regulations are followed.
- State law prohibits a connection between the recycled water and the potable water systems.

Training programs should also instruct personnel in proper procedures for reporting unauthorized discharges, identifying and correcting cross connections, and modifying the system in the event of an earthquake or other disaster.

PERMIT UPDATES

If the property is transferred to a new owner or tenant, or a new site supervisor or landscape company becomes responsible for system maintenance, the customer must notify the Program within 30 days in order to receive a new Permit.

System Operations

System Responsibilities

THE PROGRAM ...provides high quality recycled water at the appropriate pressure and quantity to local water retailers.

THE WATER RETAILER ...is responsible for the operation and maintenance of the recycled water system upstream of and including the recycled water meter.

THE CUSTOMER ...is responsible for maintaining and operating the on-site recycled water system downstream of the recycled water meter. This includes the following:

- Obtain all Permits required for the operation and maintenance of the on-site recycled water system.
- Apply recycled water in accordance with the Rules and Regulations.
- Maintain the on-site recycled water system, including signs, markings, and tags in accordance with all SBWR Rules and Regulations.
- Ensure all materials used during the repair and maintenance of the system are approved or recommended for recycled water use.
- Obtain prior authorization from the Water Retailer before making any modifications to the approved recycled water system.
- Report all violations and emergencies to the appropriate local authority.
- Submit Annual Self-Inspection Report.

IRRIGATION SYSTEM MODIFICATIONS

The customer must receive authorization from the Water Retailer before making any modifications to the approved recycled water irrigation system.

This includes converting any piping used for recycled water back to potable water, such as switching from a recycled water system to a backup potable water system. The Water Retailer will notify the customer if any additional approval is required from other regulatory agencies and if disinfecting procedures are required.

EMERGENCY PROCEDURES

In case of earthquake, flood, fire, major freeze, nearby construction, or other incident, which could cause damage to the recycled or potable water systems, the Site Supervisor must inspect the domestic and recycled water systems for damage as soon as it is safe to do so.

If either system appears damaged, both the domestic and recycled water systems should be shut off at their points of connection. The Site Supervisor must immediately contact the Water Retailer for further instruction.

To prevent contamination, damage, or a public health hazard, the customer may make emergency modifications or repairs without the prior approval of the Water Retailer. As soon as possible after the modification (but within three days), the customer must notify the Water Retailer of the emergency modifications and file a written report.

Operating Problems

NOTIFICATION In the event of a break in the system, low pressure, low flow or poor water quality, the customer should notify the Water Retailer.

Industrial Uses

DUAL PLUMBED REGULATIONS

If recycled water is used inside a building, all dual plumbed regulations apply.


VISUAL INSPECTION AND CROSS-CONNECTION REVIEW

A visual inspection and thorough cross-connection review of the recycled water system should be conducted annually by the Site Supervisor.

CROSS-CONNECTION TESTS

Once every four years, the customer must have a cross-connection test performed by an AWWA certified cross-connection control specialist to verify that there is not a cross connection between the recycled water and potable water systems. The certified cross-connection control specialist must submit a written report documenting the test results to the Site Supervisor and the Program.

For specific individual uses, other regulations may apply (Food & Drug Administration, OSHA). Contact the Program for further information regarding industrial uses.



Cooling tower at San Jose State University

Dual Plumbed Sites

Dual plumbed sites are sites where the recycled water is used within a building in conjunction with a potable water system.

According to DHS regulations, at dual-plumbed use sites the customer is responsible for conducting a periodic cross-connection test every four years, unless visual inspections reveal a requirement for more frequent testing. This test must be done by an AWWA certified cross-connection specialist. The customer must notify the Water Retailer at least 48 hours in advance of the test in order for their representative to be present if appropriate. The Site Supervisor must be present at the test. [A sample Test Notification Form is located in Appendix F—Sample Forms.](#)

Impoundments

Recycled water can be used for a variety of impoundments, including golf-course ponds, decorative fountains, stream-flow augmentation, and other water-based recreational activities.

The biggest consideration when managing water features, whether potable or recycled, is the potential for algae growth. The customer should develop a maintenance program, including adequate aeration, circulation, and chlorine application, to help prevent the growth of algae. Contact the Program for further information regarding impoundment maintenance.

Cross Connections

A cross connection is any physical connection between any part of a water system used or intended to supply water for drinking purposes and any source or system containing water or substance that is not or cannot be approved for human consumption. This includes direct piping between the two systems, regardless of the presence of valves, backflow prevention devices, or other appurtenances.

NOTIFICATION OF A CROSS CONNECTION

The Site Supervisor must immediately notify the Water Retailer of any failure or cross-connections between the recycled water and potable water system, whether or not he/she believes a violation has occurred. The Site Supervisor must also notify the Water Retailer of any violation that might occur because of any action the customer's personnel might take during the operation of the recycled water or potable water systems. If there are any doubts whether a violation has occurred, the Site Supervisor must report each occurrence to the Water Retailer so a decision can be made as to the need for further action.

SCHEDULING FUTURE CROSS CONNECTION TESTS

Periodic cross-connection tests of dual plumbed systems must be performed by an AWWA certified cross connection specialist and the Site Supervisor must be in attendance during the test. These tests must be performed according to the procedure listed in **Appendix E—Cross Connection Control Test Procedure for On-site Recycled Water Systems**.

Emergency Cross Connection Procedures

In the event that a cross-connection is suspected or occurs, the following emergency cross connection response plan must be implemented immediately:

EMERGENCY CROSS CONNECTION RESPONSE PLAN

1. The customer must notify the Water Retailer and the Program by telephone immediately. This notification must be followed by a written notice within 24 hours that includes an explanation of the nature of the cross-connection, date and time discovered, and the contact information of the person reporting the cross-connection.
2. The Water Retailer or the Program will notify the Santa Clara County Public Health–Environmental Health Division and State DHS of the reported cross connection.
3. The customer must immediately shut down the recycled water supply to the facility.
4. The customer must keep the potable system pressurized and post “Do Not Drink” signs at all potable water fixtures and outlets.
5. The customer must provide bottled water for employees until the potable water system is deemed safe to drink.
6. The customer must follow the procedures outlined by the Santa Clara County Public Health–Environmental Health Division, State DHS, the Program, and the Water Retailer.

After final approval has been obtained from Santa Clara County Public Health–Environmental Health Division and State DHS, the Water Retailer will bring the recycled water system back into service and inform the customer to remove the “Do Not Drink” signs from all potable water fixtures and outlets.

CONTAMINATION OF POTABLE WATER

If contamination of the potable water system is suspected or known, due to a cross-connection on the customer’s premises, the customer must immediately notify the Water Retailer. The customer is to invoke immediately the **Emergency Cross-Connection Response Plan** described above.

Rules and Regulations for Design and Operation of On-Site Recycled Water Facilities

Appendices



Appendix A

Definitions 2

Appendix B

Selected Supplemental Guidelines 5

Appendix C

Specific Procedures for Obtaining Recycled Water Service 13

Appendix D

South Bay Water Recycling Standard Notes for On-Site Recycled Water Irrigation Systems 19

Appendix E

Cross-Connection Control Test Procedure for On-Site Recycled Water Systems 23

Appendix F

Sample Forms 25

Appendix G

References 30



A

Definitions



Whenever the following terms (or pronouns used in their place) occur in this manual, the intent and meaning shall be interpreted as follows:

AIR GAP	A physical separation between the free flowing discharge end of a water supply pipeline and an open or non-pressure receiving vessel. An approved air gap must be at least twice the diameter of the water supply pipe measured vertically above the overflow rim of the vessel, and in no case less than one inch.
APPROVED USE	An application of recycled water in a manner, and for a purpose, designated in a Recycled Water Use Permit issued by the Program and in compliance with all applicable Regulatory Agency requirements.
APPROVED USE AREA	A site with well-defined boundaries designated on the approved Site Drawings, to receive recycled water for an approved use and acknowledged by all applicable Regulatory Agencies.
CROSS-CONNECTION	Any physical connection between any part of a water system used or intended to supply water for drinking purposes and any source or system containing water or substance that is not or cannot be approved for human consumption. This includes direct piping between the two systems, regardless of the presence of valves, backflow prevention devices, or other appurtenances.
CUSTOMER	Any person, persons or firm including any public utility, municipality or other public body or institution issued a Recycled Water Use Permit by the Program. They may be the owner, tenant, or property manager as appropriate.
INSPECTOR	Any person authorized by the Water Retailer, the Local Authority, the Program or the local health agencies to perform inspections on or off the customer's site before construction, during construction, after construction and during operation.
INTERMITTENTLY PRESSURIZED LINE	Also known as a "lateral," it is the pipe section(s) between the control valve and the sprinkler head or drip emitters.
LANDSCAPE IMPOUNDMENT	A body of recycled water used for aesthetic enjoyment or which otherwise serv function not intended to include public contact.

LATERAL	See "INTERMITTENTLY PRESSURIZED LINE"
LOCAL AUTHORITY	The Local Authority is the entity having the responsibility of enforcing the rules and regulations for the end use of recycled water. The Local Authority is typically the Water Retailer and is responsible for the implementation of the Rules and Regulations.
NONPOTABLE RECYCLED WATER OR RECYCLED WATER	Water that meets California Administration Code Title 22, Division 4 of the Environmental Health Water Reclamation Criteria and is approved for purposes other than human consumption. For the purpose of these Rules and Regulations, "recycled water" refers to "Nonpotable recycled water."
NONPOTABLE WATER	Water that has not been treated for human consumption in conformance with the latest edition of the United States Public Health Service Drinking Water Standards, the California Safe Drinking Water Act, or any other applicable standards.
OFF-SITE	Designates or relates to facilities including and upstream of the recycled water meter.
ON-SITE	Designates or relates to all irrigation facilities downstream of the recycled water meter.
OVERSPRAY	The spray of recycled water outside of the approved irrigation area.
OWNER	Any holder of legal title, contract purchaser, or lessee under a lease with an unexpired term of more than one (1) year, for property for which recycled water service has been requested or established
POINT OF CONNECTION	This is the point where the customer's system ties to the Water Retailer's system. This is usually at the water meter.
PONDING	Unauthorized retention of recycled water on the surface of the ground or other natural or manmade surface for a period following the cessation of an approved recycled water use activity.
POTABLE WATER	Water that is authorized for human consumption according to the latest edition of the California Safe-Drinking Water Act, or other applicable standards.
POTABLE WATER FACILITY	Any facility, including fire service, used to convey potable water.
PUBLIC	Any person or persons other than the site owner or employees who may come in contact with facilities and/or areas where recycled water is approved for use.
RECYCLED WATER USE PERMIT	A permit issued to the customer as required by State DHS and the RWQCB that outlines monitoring, self-inspection, reporting, and site-specific requirements.

REDUCED PRESSURE PRINCIPAL BACKFLOW PREVENTION DEVICE	A type of backflow prevention device, usually installed near a water meter, which prevents backflow by a combination of double check valves and a pressure differential relief valve, with a resilient seated shutoff valve on each end of the device.
REGULATORY AGENCIES	Those public agencies legally constituted to protect the public health and water quality, and whose rules govern the use of recycled water, such as the State DHS, the RWQCB and the County DHS.
RESTRAINED JOINT	Mechanically restrained. Solvent welded for PVC joints 4-inch diameter and smaller.
RUNOFF	Recycled water that is allowed to drain outside the approved use area.
SERVICE	The furnishing of recycled water to a customer through a metered connection to the onsite facilities.
SITE SUPERVISOR	The responsible person designated by the customer to provide liaison with the Program, and the Water Retailer. This person must have the authority to carry out any requirements of the Program and/or the Water Retailer, must be responsible for the operation and maintenance of the recycled water system, and must prevent potential violations.
STANDARD PIPE LENGTH	A section of pipe 18 to 20 feet in length that has no joints.
UNAUTHORIZED DISCHARGE	Any release of recycled water that violates the rules and regulations of the Water Utility, the Local Authority, the Program or all applicable Federal, State or local statutes, regulations, ordinances, contracts or other requirements.
VIOLATION	Noncompliance with any condition of the Recycled Water Use Permit by any person, action or occurrence, intentional or unintentional.
WATER RETAILER	The local purveyor of recycled water for the specified service area (public or private). The Water Retailer and the Local Authority may be one and the same (public municipal water supply).

B Selected Supplemental Guidelines



City of Milpitas Guideline Supplement

These guidelines apply to all system designs and installations where recycled water is used for sites within the City of Milpitas. The information supplements South Bay Water Recycling Rules and Regulations and describes additional requirements, which are generally unique to Milpitas. This supplement is intended to provide clarification on City of Milpitas review, approval and operational procedures. It also provides information on the promotion of long-term sustainability through proper horticultural design practices.

APPLICATION OF GUIDELINES

The following systems shall be designed and installed to allow current or future use of recycled water:

1. All new and retrofitted landscape irrigation systems which are:
 - located adjacent to the existing recycled water mainline AND
 - in excess of 2500 square feet
2. Any future recycled water pipelines

Figure 1 (page A/10) identifies location of the existing and future pipelines in Milpitas. Other landscape irrigation systems may be designed for recycled water in anticipation of eventual recycled water use.

Pre-approval from the Chief Building Official is required when recycled water is proposed for industrial or dual plumbing use (where use is appropriate).

CITY REVIEWS AND APPROVALS

The City of Milpitas will perform and approve recycled water design plans and construction inspections for the Program. Plan review and approval protocol varies depending upon type of submittal:

Retrofit of an existing irrigation system to receive recycled water:

Two (2) sets of plans and specifications shall be submitted to Land Development Section, Engineering Division (408 586-3326) for plan review and approval. Inspection will be completed by Public Works Inspection Section (408 586-2884).

Retrofit of building plumbing or construction of a new building to use recycled water (irrigation, industrial, or dual plumbing use): Design plans shall be submitted as part of the building permit package to the Building Division (408 586-3240) for plan review and approval.

Construction of new building with a new recycled water landscape system: Design plans shall be submitted as part of the building permit package to Building Division (408 586-3240) for plan review and approval.

DESIGN CRITERIA **Service Lateral and Meter Requirements** Each parcel will be provided with separate recycled water meters for irrigation and non-irrigation when appropriate and pre-approved by the Chief Building Official (i.e. industrial water and dual plumbing). The Chief Building Official may require separate recycled meters for industrial water and dual plumbing. Every service lateral will be locked upon installation to prevent usage of recycled water prior to receiving all plan and field approval.

Temporary Water Supply A temporary jumper/feed from the potable system downstream of backflow device is necessary to provide water for the pressure and cross-connection test. For new or retrofitted recycled water irrigation systems, the feed point into the recycled system must be located in the recycled meter box. For an expansion of an existing recycled water irrigation system, a temporary air gap between the existing and new piping is required and the temporary jumper/ feed point must be identified on the plans. The contractor and inspector must coordinate to insure removal of all temporary feeds prior to recycled water meter installation (new or retrofitted sites) and removal of the temporary air gap (hook-up to existing irrigation system at expansion sites) upon completion of all recycled water requirements.

Allowable Backup Water Supply Service If a permanent potable water backup to the recycled water service is desired, installation should consist of a swivel connection at the service lateral connection prior to the meter, or equivalent. This would allow only one physical connection to either the recycled water or the potable water supply.

IDENTIFICATION **Pipeline** Each recycled water stub out shall be clearly marked by a 4-inch by 4-inch redwood post, painted purple with two inch white "Recycled Water" text on all four sides. Posts shall extend 2 feet above grade and be set in concrete at least 30 inches.

Above Grade Identification Piping shall be wrapped with purple tape or painted purple for the entire exposed surface, and labeled at 10-foot intervals. Pipes that are not accessible or visible (for example, behind a drywall) shall be labeled at wall entrance and exit penetrations. For new construction, piping shall be labeled continuously along its length.

When sleeving is used, identification is required on either the sleeve or the interior pipe. The sleeve may be either purple pipe or plain pipe wrapped in identification tape. If the interior pipe is chosen to show the identification, it must be purple pipe (tape is not permitted)

Valve Boxes Purple plastic boxes or concrete boxes with a purple rim, each marked by "Recycled Water – Do not Drink" are acceptable valve box alternatives.

Signs Minimum sign size which indicates approved recycled water use area shall be 4-inch by 8-inch.

Advisory signs must be installed at the specified locations (the designer must state on the plans where the signs are to be installed.) Typically, signs should be located at all driveways and public entrances to the site.

DRINKING FOUNTAINS AND EATING FACILITIES

Show all drinking fountains and eating areas on plans. Design irrigation systems to prevent over spray into these areas. Note on plans if no drinking fountains, eating areas or food services are located in areas to receive recycled water.

SIDEWALKS AND ROADWAYS

Design irrigation systems to prevent over spray onto the sidewalk and roadways, runoff, and ponding of recycled water.

PROTOCOL

Notify City Inspector at least one workday (24 hours) in advance of any construction.

Inspection may consist of verification of proper labeling, proper pipe clearances, completion of pressure testing, proper pipe backfilling, proper signage and tags, completion of acceptable cross-connection tests, proper installation of meter, completion of acceptable coverage tests, and other items for compliance with plans and minimum standards.

The City of Milpitas will coordinate with the Program to have a 120-Day Temporary Recycled Water Use Permit issued to user upon completion of acceptable inspection.

CROSS-CONNECTION TEST

Notify City Inspectors at least one workday, (24 hours), in advance of any construction. A certification of acceptable evaluation by an AWWA certified cross-connection control program specialist must be submitted to the City Inspector as part of the inspection protocol completion.

RECORD DRAWING

Publicly-owned Systems: Prepare one mylar set of record drawings and submit to City Land Development Engineer. Record drawings must show all field and other changes of the system constructed.

Privately-owned Systems: Prepare sheets showing field changes and other changes on 8-1/2 inch by 11-inch sheets and submit to Building Division.

LANDSCAPE DOCUMENTATION PACKAGE FOR RECYCLED WATER:

GENERAL Landscape Documentation Package (Ordinance 238) is required for all new and rehabilitated landscapes, 2,500 square feet or greater. The Water Conservation Statement, submitted as part of the Documentation Package must indicate if recycled water is to be used.

ESTIMATED APPLIED WATER ADJUSTMENT A leaching water allowance factor may be added to the estimated applied water allowance to account for periodic leaching of salt accumulation from recycled water use. The statement shall indicate the amount of "leaching fraction" water added based upon the project's site-specific soil type(s). Irrigation schedule shall specify how much of a "leaching fraction" is to be used.

MAINTENANCE SCHEDULE Include provisions for recommendations for irrigation system maintenance published by the Program (call the Program at 408 945-3042 for further information). Submit the Maintenance and Management Schedule developed from the information

SOIL ANALYSIS The designer is encouraged to retain existing topsoil at the site for reuse whenever appropriate. Soil conditions and constituents must be identified to minimize potential plant problems.

RECYCLED WATER CHECKLIST A checklist of recycled water use requirements must be submitted if recycled water is used. The designer shall consider the special provisions identified in the checklist.

PLANTS A list of plant species determined to be tolerant of constituents in recycled water (higher dissolved solids content) may be obtained from the Program's Greener Landscapes with Recycled Water brochure (call Program at 408 945-3086 to obtain a copy). The designer may select other plants based upon experience or special horticultural provisions incorporated into the design.

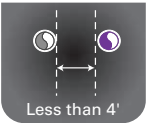

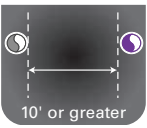



STANDARD NOTES

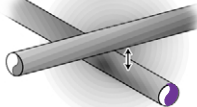
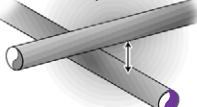
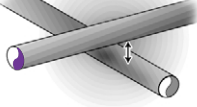
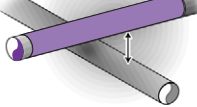
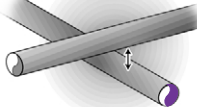
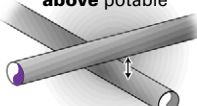
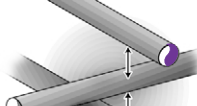
The following Standard Notes shall be included on the plans for landscaping using recycled water:

1. Irrigation system using recycled water must comply with the Program Rules and Regulations.
2. Purple pipe must not be stored where exposed to sunlight.
3. Recycled water meter must not be set until the following items are completed satisfactorily:
 - Cross connection test
 - Identification of recycled water system
 - Inspection checklist completed
4. The potable water system (meter and backflow) shall also be identified (tagged) as potable when recycled water is delivered to the site.
5. The irrigation system design pressure is _____ psi. The ultimate pressure of the recycled water system is anticipated to be 60 psi maximum at the meter. Until build out (ultimate), the interim pressure is higher and a pressure regulator with wye strainer is required.
6. Irrigation system must be installed to prevent runoff and ponding. Overspray of recycled water to public areas is not per-

mitted (sidewalks, parking areas, eating areas, etc.).

7. Hose bibs must not be used on the recycled water system.
8. Identification for recycled water applies to all pipes including mainlines and laterals. Quick coupling valves shall have purple looking lids. All valves must be installed in purple valve boxes or concrete boxes with a purple rim, each marked by "Recycled Water—Do Not Drink". Where pipe sleeves are used, either the sleeve or interior pipe must be identified as recycled water. Identification tape or purple color pipe is permitted on the sleeve. Purple color pipe is permitted for the interior pipe (tape is not allowed on the interior pipe).
9. Warning tags shall be installed on all recycled water system equipment, such as exposed piping, meter, valves, etc.
10. Depth of cover shall be at least 24" for mainlines of 3" diameter or greater, and 18" for mainlines with diameter of less than 3".
11. Prior to installation, locate domestic water mains and/or laterals. Maintain a minimum of 10' horizontal separation between recycled and potable water pipelines. At crossing, recycled water pipeline shall be at least 1' below the potable water pipeline within a 10' horizontal distance. See the following tables for other separation requirements:

REQUIREMENTS FOR HORIZONTAL PIPELINE SEPARATION	
Pressurized Recycled Water	
 <p>Less than 4'</p>	Not allowed
 <p>4 - 10'</p>	<p>Must meet one of these requirements:</p> <ul style="list-style-type: none"> • Solvent-welded PVC pipe on recycled water system • Restrained joint PVC pipe for recycled or potable • Restrained joint ductile iron pipe on recycled water system • Soldered copper pipe on recycled water system • Sleeve potable pipe • Sleeve recycled pipe
 <p>10' or greater</p>	No special construction requirement
Non-Pressurized Recycled Water	
 <p>Less than 1'</p>	Not allowed
<div style="border: 1px solid black; padding: 5px; width: fit-content; margin: 0 auto;"> <p>  Potable water  Recycled water </p> </div>	

REQUIREMENTS FOR VERTICAL PIPE-LINE SEPARATION AT CROSSINGS	
Pressurized Recycled Water	
<p>Less than 1' below potable</p> 	Not allowed
<p>1' or greater below potable</p> 	No special construction requirement
<p>Less than 1' above potable</p> 	Not allowed
<p>1' or greater above potable</p> 	<p>Depth of cover requirement must be satisfied. A full standard pipe length must be centered over the crossing, or the recycled pipeline must be installed in a pipe sleeve which extends a minimum of 10 feet on either side of the potable water piping.</p>
Non-Pressurized Recycled Water	
<p>Less than 1' below potable</p> 	Not allowed
<p>Less than 1' above potable</p> 	Not allowed
<p>1' or greater above or below potable</p> 	<p>Depth of cover requirement has to be satisfied.</p>

12. Advisory signs must be installed as shown on the plans. If the irrigation system is being installed in preparation for future recycled water system, then all requirements must be complied except the advisory signs are not installed and the recycled water meter is not installed. When the recycled water is ready to be delivered (meter), the advisory signs must be installed and the checklist items must be verified for compliance.
13. For on-site irrigation system, the City Public Works Inspection Department shall be notified for inspection at least 48 hours prior to: 1) backfill of pipe trenches, 2) pressure test, 3) coverage test. Call (408) 586-2884. For off-site water systems, contact the Public Work Inspection at (408) 586-2884 at least 48 hours prior to the work.
14. Record drawings (3 sets for on-site irrigation system, mylar for off-site irrigation system-see Public Work record drawing process) of the completed recycled irrigation system must be submitted to Public Works Land Development Section.
15. Public Work Engineering will not release for occupancy (final inspection if nonresidential) by Building Dept until all requirements are complied. If off-site, Public Work Engineering will not accept the public improvements until all requirements are complied.
16. Certificate of Substantial Completion (part of water efficient ordinance requirement) must be submitted to the City Building Inspector prior to Final Occupancy.

Recycled Water Pipeline Alignment

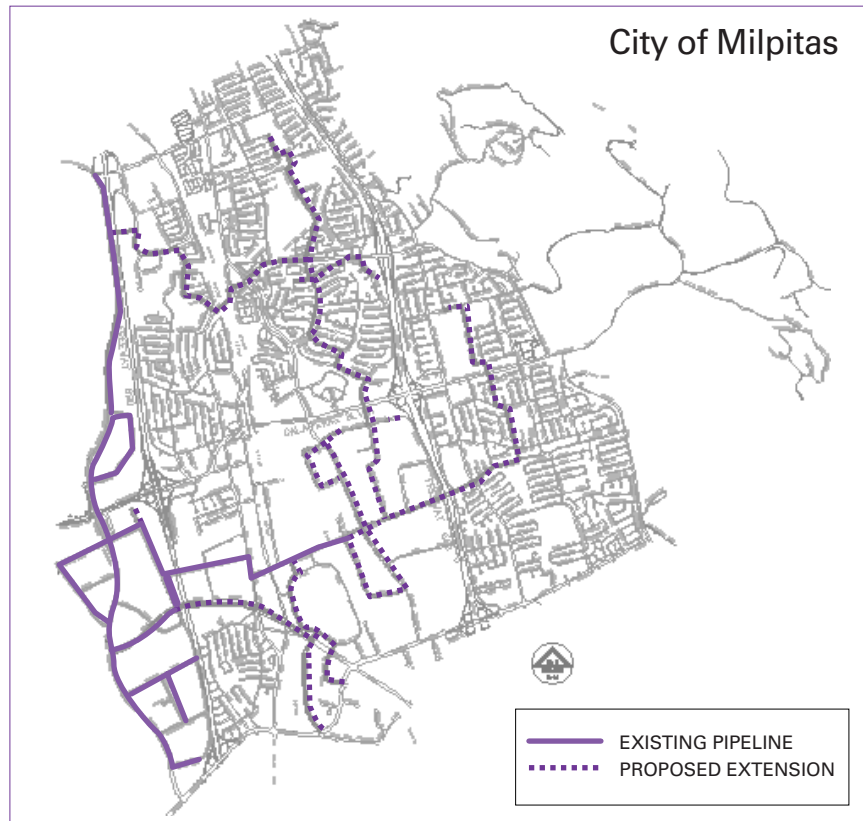


Figure 1

City of Santa Clara Guideline Supplement for Recycled Water Use

Guidelines for Recycled Water Use

The City of Santa Clara provides the following guidelines for assistance in the correct use of recycled water. These are derived from requirements enacted by the San Francisco Bay Regional Water Quality Control Board and from State regulations: Department of Health Services (Title 22). These guidelines are intended to provide the basic requirements for use of recycled water for landscape irrigation. Additional information is included in the Water Department Rules and Regulations, which are available from the City of Santa Clara upon request.

To operate your system in compliance with current regulations, at a minimum these guidelines must be followed:

- PROVIDE NOTICE TO THE PUBLIC** Conspicuous notification signs must be posted at adequate intervals around the area to insure people know recycled water is being used to irrigate the landscape and this water is not potable. Signs should state "RECYCLED WATER" and include the statement: "DO NOT DRINK IRRIGATION WATER" in English and Spanish. Additional signage may be required in certain circumstances.
- PIPE IDENTIFICATION** All buried piping supplied with recycled water and continuously under pressure shall be marked with warning tape or with stenciled lettering to identify it as carrying recycled water. On new construction, the irrigation system piping beyond the control valves shall also be labeled. Warning tape shall be 3" wide and shall have the words "CAUTION: RECYCLED WATER LINE" printed in black on a red, yellow or purple background color. Stenciled pipe shall be tinted purple and shall be marked "RECYCLED WATER" in 5/8" minimum letters, repeated every 12" (pre-stenciled purple PVC pipe is commercially available).
All above grade piping and/or plumbing appurtenances shall be colored purple and shall be labeled with the words "RECYCLED WATER".
- IRRIGATION SYSTEM VALVES AND CONTROLLERS** All irrigation system controllers shall have warning labels installed as supplied by the Water Department. All irrigation system valves (gate, manual control, electric control, pressure reducing, and/or pressure relief) shall be installed in boxes below grade and shall have labels or tags permanently affixed with the words "RECYCLED WATER". No hose bibs are allowed connected to a recycled water system. Irrigation hose connections are allowed via a "quick connect" coupling if installed within a below-grade box or other enclosure and provided with proper warning labels.
- USE OF POTABLE WATER** Any property where recycled water is used shall have an approved back-flow device installed on the potable water service. If recycled water is to be supplemented with potable water, there must be an air gap separation at all times between the recycled water and potable water supplies.

**SEPARATION BETWEEN WATER, SEWER
AND RECYCLED WATER PIPES**

For recycled water mains located in a public right-of-way there must be a ten (10) foot separation for each between water, sewer and recycled water mains. For a description of alternatives see City of Santa Clara Water Department Standard Drawing W-2550-2. On-site separation requires recycled piping to be ten (10) feet away from potable piping when parallel and one (1) foot lower than potable water piping where they cross. Special construction methods can allow for less separation.

**PUBLIC CONTACT AND APPROVED
APPLICATION AREAS**

Public contact shall be minimized by proper design of irrigation system to prevent run-off, excessive ponding, over-spray or wind drift of irrigation water to areas where it is not permitted or not under control of the owner.

- Recycled water shall not be applied to public access sidewalks, roadways, passing vehicles, drinking water facilities or enter areas where food is handled or eaten.
- Irrigation shall be scheduled to be applied at night, between the hours of 9 PM and 6 AM.
- Any daytime use of recycled water (between the hours of 6 AM and 9 PM) shall be under direct control and observation by an individual familiar with these regulations.

**OTHER WATER DEPARTMENT
REQUIREMENTS**

Three sets of plans of existing or proposed irrigation systems must be submitted to the City Water Department for transmittal to the State Department of Health Services for review and approval before an area may be permitted for use of recycled water. These plans shall indicate:

- The location of all notification signs;
- The location of both potable supply and non-potable (recycled water) piping; and,
- Include construction notes for all regulatory requirements for the use of recycled water.
- Each recycled water use site shall have a site supervisor named and trained in the requirements for use of recycled water.

Each property shall have a cross-connection test and a sprinkler coverage test performed before final approval for use of recycled water. (Contact the City of Santa Clara Water Department for more details.)

C Specific Procedures for Obtaining Recycled Water Service



New Construction—Within the City of San Jose Only

1. Applicant develops On-Site Recycled Water Service Plans and submits them to the Program.
2. The Program reviews these plans for conformance with the Program Rules and Regulations and standards.
3. Should the plans require revisions, the Program returns the plans to the applicant. If the plans comply with standards, the Program approves the use of recycled water on-site per plan.
4. The Applicant constructs the new irrigation system (or industrial, etc.) per plan. Inspectors from the Program inspect system during and after construction to determine compliance with the Program approved plans.
5. During this time, the Program will submit copies of the plans to the Department of Health Services (DHS) for their review and approval.
6. Applicant hires an AWWA-certified cross-connection control specialist to perform a cross-connection test on the site. This may be waived for certain sites.
7. The Program submits a completed copy of the closeout checklist to the Water Retailer.
8. The Program issues site a 120-day temporary recycled water use Permit. Permit will become permanent pending completion of Site Supervisor Workshop. The site owner, tenant and/or landscaper must attend a Site Supervisor workshop within 120 days of the site being connected to the recycled water system.
9. The Water Retailer issues a recycled water meter to the site.
10. Contractor and/or Water Retailer coordinate meter installation. The Program and/or Water Retailer must inspect the installation.
11. For irrigation systems, the Program will conduct a coverage test on-site, to ensure that the installed irrigation system does not spray recycled water on non-approved use areas or cause runoff or ponding.

Existing Sites—Within the City of San Jose Only

1. Applicant and/or Program develops On-Site Recycled Water Service Retrofit Plans and, if applicant develops the Plans, submits them to the Program.
2. Program reviews these plans for conformance with the Program Rules and Regulations and standards.
3. Should the plans require revisions, the Program returns the plans to the applicant and/or revises them in-house. If the plans comply with Program standards, the Program submits plans to the Department of Health Services (DHS) for their review and approval.
4. DHS determines compliance with Program Rules and Regulations, and makes comments as necessary.
5. An AWWA-certified cross-connection control specialist performs a cross-connection test on the site.
6. Following DHS approval, the Applicant begins constructing the piping necessary to convert the existing irrigation system (or industrial, etc.) to recycled water per plan. Inspectors from the Program inspect system during and after construction to determine compliance with the Program approved plans.

- | | | |
|---|---|---|
| <p>7. Program submits a completed copy of the closeout checklist to Water Retailer.</p> | <p>days of the site being connected to the recycled water system.</p> | <p>recycled. Program must inspect and coordinate this switchover.</p> |
| <p>8. Program issues the site a 120-day temporary recycled water use Permit. Permit will become permanent pending completion of Site Supervisor Training. The owner, tenant and/or landscaper must attend a Site Supervisor workshop within 120</p> | <p>9. Program coordinates the meter installation with the Water Retailer.</p> | <p>11. For irrigation systems, Program will conduct a coverage test on-site, to ensure that the installed irrigation system does not spray recycled water on non-approved use areas or cause runoff or ponding.</p> |
| <p>10. Water supply for approved on-site uses is converted from potable to</p> | | |

New Construction and Existing Sites —Within the City of Milpitas Only

- | | | |
|--|---|--|
| <p>1. All projects containing landscaping and use of recycled water will submit plans to City of Milpitas for review and approval.</p> | <p>wards City approved plans to:</p> <ul style="list-style-type: none"> – One set to the Program – One set to DHS | <p>and certificates, to the City's Public Works Inspection Department. The City's Public Works Inspection Department will then forward the completed package to the City's Project Engineer.</p> |
| <p>2. City's Project Engineer enters the project on the master recycled water database. This database will be updated as necessary throughout the design, construction and completion of each project.</p> | <p>8. City's Project Engineer signs off/issues permit subject to DHS changes (obtains at owner's risk letter).</p> | <p>14. Record Drawings must be prepared by the Landscape Architect or installing Landscape Contractor and include all field changes.</p> |
| <p>3. City's Project Engineer performs plan check with respect to requirements.</p> | <p>9. Applicant installs landscaping improvements at their own risk</p> | <p>15. City's Project Engineer distributes record drawings and certificates as follows:</p> <ul style="list-style-type: none"> – Two sets to the Program (one set for DHS) – One set to City's Utility Engineering |
| <p>4. City's Project Engineer obtains Customer # for each project through the Program.</p> | <p>10. DHS sends to City letter of approval, not approved or approved with comments.</p> | <p>16. City's Signature Block: Must use Recycle Water Standard Title Block</p> |
| <p>5. Applicant/customer makes necessary corrections and resubmits plan to City.</p> | <p>11. DHS letter is distributed to: Developer's Landscape Architect/representative, PW Inspection and Building Inspection (2 copies).</p> | |
| <p>6. City's Project Engineer reviews resubmitted plans, attaches "At Owner's Risk Letter" to plans and, when deemed ready, will recommend for approval to Land Development Engineer.</p> | <p>12. Developer's Landscape Architect makes necessary changes based on any comments from DHS.</p> | |
| <p>7. City's Project Engineer for-</p> | <p>13. When work is completed and inspected by the City, Developer's Landscape Architect/Contractor submits (3) sets of record drawings "as-built" together with required checklist</p> | |

Record Drawings To be original prior to submitting record drawings		CITY OF MILPITAS-ENGINEERING DIVISION	
Signature (Architect/Architect/Contractor)	Date	Approval By of Milpitas, Land Development Division	Landscape Package No.
License No.	Exp.	Notice and approval of these plans by the City of Milpitas is limited to compliance with the applicable code requirements and subject to final Department of Public Works review and approval. The customer is responsible for compliance with any additional or nonstandard requirements in the field of Code Compliance or City Rules.	GEWP Customer No.
		Recommend to approve Engineering	Date

Recycle Water Standard Title Block

B. Land Development Engineering

- _____ 1. Certificate of Substantial Completion (Ordinance 238 Landscape Water Conservation)
- _____ 2. Forwarded Record Drawings and Checklist to SBWR (2 sets) and Utility Engineering (1 set)

Project Engineer Date

NOTE: When items A and B are completed, City Project Engineer will provide clearance to Building Division.

C. Utility Engineering

- _____ 1. Site Supervisor:
 - _____ a. Name _____ Phone # _____
 - _____ b. Recycled water training class attended date: _____

Additional comments: _____

New Construction—Within the City of Santa Clara Only

1. Applicant is informed of recycled water requirement through City Project Clearance Committee Review process.
2. Applicant obtains recycled water guidelines (Application, City Rules & Regs for RCW, Autocad Details, General Site Note, etc.)
3. Applicant submits form: "Recycled Water Use License — Customer Application" to City Water Department.
 - 3.1 City prepares and provides South Bay Water Recycling Program (SBWR) Close-out Checklist for site. SBWR establishes customer site number.
4. Applicant develops On-Site Recycled Water Service Plans (see City Rules & Regs: Section 25. Design, Installation and Inspection of Systems for Use of Recycled Water) and submits four copies to City.
 - 4.1 City and SBWR reviews these plans for conformance with the SBWR Rules and Regulations and standards.
5. Should the plans require revisions, City returns the plans to the applicant. If the plans comply with SBWR standards, SBWR approves the use of recycled water on-site per plan.
 - 5.1 SBWR will submit copies of the plans to the Department of Health Services (DHS) for their review and approval.
6. Applicant notifies SBWR 48 hours prior to start of recycled water system construction. The Applicant constructs the new recycled water system (irrigation, industrial, etc.) per plan including pipe separation, signage, labeling and tagging.
 - 6.1 Inspectors from SBWR inspect system during and after construction to determine compliance with the SBWR approved plans. SBWR updates checklist.
7. Applicant requests that an AWWA-certified cross-connection test to be performed with City. Applicant's site supervisor along with irrigation contractor and landscaper performs cross-connection test with City.
 - 7.1 City prepares a written cross-connection test report and provides copies to the Applicant and SBWR. City updates checklist.
8. SBWR issues Applicant a 120-day temporary recycled water use permit for site. Permit will become permanent pending completion of Site Supervisor Workshop. The site owner, tenant and/or landscaper must attend a Site Supervisor workshop within 120 days of the site being connected to the recycled water system.
9. Applicant and/or City coordinate meter installation. City staff to confirm compliance with Rules & Regulations to insure signage remains.
 - 9.1 City updates checklist with meter size, meter number and installation date.
10. For irrigation systems, SBWR will conduct a coverage test on-site, to ensure that the installed irrigation system does not spray recycled water on non-approved use areas or cause runoff or ponding.
 - 10.1 SBWR updates checklist and submits a completed copy of the close-out checklist to retailer.
11. Applicant shall incorporate the Department of Health Services (DHS) comments into the record drawings.

Existing Sites—Within the City of Santa Clara Only

1. Applicant and/or SBWR develops On-Site Recycled Water Service Retrofit Plans and submits them to SBWR.
2. SBWR reviews these plans for conformance with the SBWR Rules and Regulations and standards.
3. Should the plans require revisions, SBWR returns the plans to the applicant and/or revises them in-house. If the plans comply with SBWR standards, SBWR submits plans to the Department of Health Services (DHS) for their review and approval.
4. DHS determines compliance with SBWR Rules and Regulations, and makes comments as necessary for revision and resubmittal.
5. An AWWA-certified cross-connection control specialist performs a cross-connection test on the site.
6. Following DHS approval, the Applicant begins constructing the piping necessary to convert the existing water system (irrigation, industrial, etc.) to recycled water per plan. Inspectors from SBWR inspect system during and after construction to determine compliance with the SBWR approved plans.
7. SBWR submits a completed copy of the close-out checklist to retailer.
8. SBWR issues site a 120-day temporary recycled water use permit. Permit will become permanent pending completion of Site Supervisor Training. The owner, tenant and/or landscaper must attend a Site Supervisor workshop within 120 days of the site being connected to the recycled water system.
9. SBWR coordinates the meter installation with City.
10. Water supply for approved on-site uses is converted from potable to recycled. SBWR must inspect and coordinate this switchover.

For irrigation systems, SBWR will conduct a coverage test on-site, to ensure that the installed irrigation system does not spray recycled water on non-approved use areas or cause runoff or ponding.

D

South Bay Water Recycling (SBWR) Standard Notes for On-Site Recycled Water Irrigation Systems



1. PRIOR TO RECEIVING RECYCLED WATER, THE SITE MUST BE PERMITTED BY SBWR. A PERMIT WILL BE GRANTED AFTER:
 - INSPECTION BY SBWR HAS BEEN COMPLETED SHOWING CONFORMANCE WITH SBWR RULES AND REGULATIONS;
 - A FINAL ON-SITE INSPECTION HAS BEEN CONDUCTED TO CONFIRM THAT ALL REQUIREMENTS HAVE BEEN MET;
 - SITE HAS PASSED REQUIRED CROSS-CONNECTION TEST PERFORMED BY A CERTIFIED AWWA CROSS-CONNECTION SPECIALIST (IF NO POTABLE WATER LINES CROSS THE SITE, THEN REQUIRED CROSS-CONNECTION TEST IS WAIVED);

THE OWNER'S OR TENANT'S REPRESENTATIVE MUST ALSO COMPLETE A SITE SUPERVISOR TRAINING CLASS OFFERED BY SBWR IN ORDER TO RECEIVE A PERMANENT PERMIT. IN THE INTERIM BETWEEN CONNECTION AND TRAINING, THE TENANT OR OWNER WILL RECEIVE A TEMPORARY RECYCLED WATER PERMIT.

CONTACT SBWR AT (408) 945-3042 FOR FURTHER INFORMATION.

2. ALL WORK SHALL CONFORM TO EXISTING REGULATIONS INCLUDING BUT NOT LIMITED TO:
 - SOUTH BAY WATER RECYCLING RULES AND REGULATIONS
 - DEPARTMENT OF HEALTH SERVICES REGULATIONS
3. CHANGES MADE TO THE APPROVED IRRIGATION PLANS SHALL BE SUBMITTED TO SBWR FOR REVIEW AND APPROVAL AT LEAST 2 WEEKS PRIOR TO START OF CONSTRUCTION.
4. AT LEAST TWO DAYS PRIOR TO START OF CONSTRUCTION, CONTRACTOR AND SBWR INSPECTOR SHALL HOLD A PRE-CONSTRUCTION MEETING. TO SCHEDULE MEETING, CONTACT SBWR AT (408) 945-3000.
5. NOTIFY SBWR INSPECTOR A MINIMUM OF AT LEAST 24 HRS BEFORE WORK BEGINS. SBWR INSPECTOR MUST INSPECT AND/OR VERIFY:
 - PRESENCE OF PROPER BACKFLOW PREVENTION AT ALL POTABLE POINTS OF CONNECTION;

10. ALL RECYCLED WATER PIPING OTHER THAN PVC PIPING WITH SOLVENT WELDED JOINTS SHALL BE PROTECTED AGAINST MOVEMENT WITH THRUST BLOCKS OR RESTRAINED JOINTS OR OTHER APPROVED METHOD PER SBWR DETAILS.
11. MAINTAIN A 10-FOOT HORIZONTAL SEPARATION BETWEEN BURIED PRESSURIZED RECYCLED WATER IRRIGATION PIPING AND BURIED POTABLE WATER PIPING UNLESS OTHERWISE NOTED. AT PIPE CROSSINGS, BURIED PRESSURIZED RECYCLED WATER IRRIGATION PIPING MUST BE 12 INCHES BELOW POTABLE WATER LINES. PRESSURIZED RECYCLED WATER PIPELINES ARE ALLOWED OVER POTABLE WATER PIPELINES WITH A MINIMUM OF 12 INCHES VERTICAL SEPARATION IF A FULL STANDARD PIPE LENGTH IS CENTERED OVER THE CROSSING, OR THE RECYCLED WATER PIPELINE IS INSTALLED IN A PIPE SLEEVE WHICH EXTENDS A MINIMUM OF 10 FEET ON EITHER SIDE OF THE POTABLE WATER PIPING. INTERMITTENTLY PRESSURIZED IRRIGATION LATERALS MAY BE LOCATED A MINIMUM OF 12 INCHES ABOVE POTABLE WATER PIPELINES WITHOUT SLEEVING.
12. ALL RECYCLED WATER SYSTEM REMOTE CONTROL VALVES, ISOLATION VALVES, QUICK COUPLING VALVES, STRAINERS, AND PRESSURE-REGULATING VALVES SHALL BE INSTALLED BELOW GRADE IN VALVE BOXES. GREEN, BLACK, OR PURPLE-COLORED BOXES AND LIDS ARE ACCEPTABLE. VALVE BOXES SHALL HAVE A WARNING LABEL OR NAMEPLATE PERMANENTLY MOLDED INTO OR ATTACHED ONTO THE LID WITH RIVETS, SCREWS, OR BOLTS. WARNING LABELS SHALL BE PER SBWR STANDARD DETAILS.
13. RECYCLED WATER QUICK-COUPLING VALVES SHALL HAVE A PURPLE COVER AND BE IDENTIFIED PER SBWR STANDARD DETAILS.
14. NO HOSE BIBS ARE ALLOWED ON THE RECYCLED WATER IRRIGATION SYSTEM. ANY EXTERIOR HOSE BIBS SERVED WITH POTABLE WATER MUST BE LABELED PER SBWR STANDARD DETAILS.
15. ALL RECYCLED WATER METERS, DEVICES, AND VALVES—E.G. ISOLATION VALVES, IRRIGATION CONTROLLERS, REMOTE CONTROL VALVES, PRESSURE REGULATING VALVES, QUICK COUPLING VALVES, ETC. — SHALL BE TAGGED PER SBWR STANDARD DETAILS.
16. LABEL ALL POTABLE WATER METERS AND ABOVE GROUND POTABLE WATER PIPES/ DEVICES (BACKFLOW PREVENTERS, HOSE BIBS, ETC.) WITH TAGS OR LABELS READING: “POTABLE WATER” IN BLACK LETTERS ON BLUE BACKGROUND, PER SBWR DETAILS.
17. ALL RECYCLED WATER IRRIGATION SYSTEMS SHALL HAVE THE FOLLOWING:
 - A WYE STRAINER (WITH A 20-MESH OR FINER SCREEN) INSTALLED AS CLOSE AS PRACTICABLE TO THE RECYCLED WATER METER BOX.

- A PRESSURE -REGULATING VALVE INSTALLED IMMEDIATELY DOWNSTREAM OF THE STRAINER (UNLESS OTHERWISE DIRECTED BY SBWR).
 - THESE COMPONENTS SHALL BE INSTALLED WITH ISOLATION VALVES TO FACILITATE MAINTENANCE.
18. RECYCLED WATER ADVISORY SIGNS CONFORMING TO THE DETAILS AND SPECIFICATIONS ON THE SBWR-APPROVED IRRIGATION PLANS SHALL BE POSTED PER LOCATIONS SHOWN ON THOSE IRRIGATION PLANS.
19. INSTALLATION OF DIRECT INJECTION SYSTEMS ON THE RECYCLED WATER IRRIGATION SYSTEM IS NOT PERMITTED.
20. NO DRINKING FOUNTAINS OR EATING AREAS ARE ALLOWED IN THE APPROVED RECYCLED WATER USE AREA UNLESS ADEQUATELY PROTECTED FROM OVERSPRAY.
21. ALL RECYCLED WATER METERS WILL BE SET BY THE LOCAL WATER UTILITY AFTER:
- THE SITE'S OWNER, DEVELOPER, OR CONTRACTOR HAS APPLIED FOR RECYCLED WATER SERVICE WITH THE LOCAL WATER UTILITY, THE WATER SERVICE AGREEMENT HAS BEEN APPROVED (IF APPLICABLE), AND ALL APPLICABLE FEES HAVE BEEN PAID.
 - THE WATER UTILITY HAS RECEIVED AUTHORIZATION FROM SBWR TO SET RECYCLED WATER METERS. SBWR INSPECTOR MUST INSPECT THE DISCONNECTION OF THE SITE'S IRRIGATION SYSTEM FROM THE TEMPORARY POTABLE WATER SUPPLY, AND THEN INSPECT THE CONNECTION OF THE SYSTEM TO THE RECYCLED WATER METER.
22. NO OVERSPRAY OR RUNOFF OF RECYCLED WATER IS ALLOWED ON ANY NON-APPROVED USE AREA. PONDING OF RECYCLED WATER DUE TO IRRIGATION IS NOT ALLOWED IN ANY AREA. UPON RECEIVING RECYCLED WATER, THE ON-SITE RECYCLED WATER IRRIGATION SYSTEM MUST PASS A COVERAGE TEST CONDUCTED BY SBWR INSPECTOR.

CONTRACTOR SHALL SUBMIT AS-BUILT IRRIGATION PLANS TO SBWR WITHIN 90 DAYS OF SITE RECEIVING RECYCLED WATER.

E Cross-Connection Control Test Procedure for On-Site Recycled Water Irrigation Systems



In the South Bay Water Recycling service area, the following method is used for conducting a cross-connection control test on all sites where both recycled water and potable water are intended to be used in separate piping systems. A certified AWWA Cross-Connection Specialist must perform the test.

CROSS-CONNECTION CONTROL TEST

PART I:

The potable water system shall be activated and pressurized. The recycled water irrigation system shall be shut down at its point of connection and depressurized—this is usually done by manually bleeding an irrigation control valve and/or quick-coupling valve that is located at the lowest point of elevation in the irrigation system.

1. The potable water system shall remain pressurized for a minimum period of time specified by the Cross-Connection Specialist while the irrigation system is depressurized. The minimum period of time the recycled water irrigation system is to remain depressurized shall be determined on a case by case basis, taking into account the size and complexity of the potable water and recycled water irrigation systems.
2. All recycled water irrigation control valves and quick-coupling valves, and any site features that are approved to be supplied with recycled water from the on-site irrigation system (such as decorative fountains) shall be tested and inspected for flow. If the recycled water system has been truly shut down at its point of connection, then continuous flow from any part of the recycled water system—irrigation system or decorative fountains, etc.—indicates a cross-connection.
3. All potable water fixtures (interior and exterior)—faucets, hose bibs, drinking fountains, toilets and urinals, supply lines to decorative fountains, etc.—shall be tested and inspected for flow. No flow from any potable water outlet indicates that it may be connected to the recycled water irrigation system.
4. If no cross-connections are discovered, proceed to the second part of the test. If any cross-connections are found, they must be disconnected, and the site must be re-tested by an AWWA Cross-Connection Specialist per these procedures.

CROSS-CONNECTION CONTROL TEST

PART II:

1. The potable water system shall be shut down at its point of connection (usually the meter) and depressurized. In the case of a potable water system in a multi-story building, the potable water system pressure may be reduced by the amount deemed necessary by the Cross-Connection Specialist and monitored with a gauge installed at a low point of elevation in the potable water system.
2. The recycled water irrigation system shall then be activated and pressurized.
3. The recycled water irrigation system shall remain pressurized for a minimum period of time specified by the Cross-Connection Control Specialist while the potable water system is depressurized (or, in the case of a multi-story building potable water system, remains in a state of reduced pressure). The minimum period of time the potable water system is to remain depressurized shall be determined on a case by case basis.
5. All potable water fixtures (interior and exterior)—faucets, hose bibs, drinking fountains, toilets and urinals, supply lines to decorative fountains, etc.—shall be tested and inspected for flow. Some flow may occur from water breaking loose from an air lock in an overhead water line. The amount of flow to cause a concern is a judgment call by the Cross-Connection Specialist. If the potable water system has been truly shut down at its point of connection, then continuous flow from any part of the potable water system (that is beyond the drainage generated by an air lock breaking free) indicates a cross-connection. In the case of a potable water system in a multi-story building, the testing of all fixtures may be used in combination with a pressure gauge (mentioned in no. 1. above), or the pressure gauge may be used instead of the testing of all fixtures. If the potable water system has been truly shut down at its point of connection, then an increase in the potable water system pressure viewed at the gauge over a period of time specified by the Cross-Connection Specialist indicates a cross-connection.
6. All recycled water irrigation control valves and quick-coupling valves, and any other site features that are approved to be supplied with recycled water from the on-site irrigation system (such as supply lines to decorative fountains) shall be tested and inspected for flow. No flow from a recycled water irrigation control valve, quick-coupling valve, or any other recycled water fixture indicates that it may be connected to the potable water system.
7. If no cross-connections are discovered, then the potable water system shall be re-pressurized. If any cross-connections are found, they must be disconnected, and the site must be re-tested by an AWWA Cross-Connection Specialist per these procedures.

The certified AWWA Cross-Connection Specialist responsible for completing the above test must indicate the results on a South Bay Water Recycling Cross-Connection Certification Form [call (408) 945-3042 to obtain form] and return it to Program. This completed form may be faxed to the Program at (408) 934-0476.

F

Sample Forms



SOUTH BAY WATER RECYCLING PLAN CHECKLIST

- Indicate all sources of water on the plans.
- Show the location and size of all water meters on the piping plans.
- Show location and type of all backflow prevention devices for potable water systems (generally, backflow prevention devices are not used on recycled water systems).
- Show location and type of all strainers, pressure regulating valves, and master valves.
- Show location of all water pipelines (including potable and well lines) crossing the site. If space does not permit this information to be placed on the irrigation plans, then a separate site or utility plan can be used to show this information. Exception for an existing irrigation system converting to recycled water: Although it may not be possible to show the location of all water pipelines at this type of site, all locations where future recycled water piping must be separated from the potable water piping must be clearly indicated on the plans.
- Clearly identify all adjacent streets, and locations of all major improvements on the site.
- Show the location of all drinking fountains, outdoor eating areas, and other public facilities supplied with recycled or potable water service. Public facilities include, but are not limited to, restrooms, snack bars, swimming pools, wading pools, decorative fountains and showers. Show the pipelines feeding all of these facilities.
- Show the location of any wells, lakes, ponds, reservoirs, or other water impoundments located on the site or within 100 feet of the site, and indicate the type of water source.
- Indicate that the separation between potable and recycled water lines meets minimum requirements. Show sleeving where recycled water pipelines cross over potable water pipelines.

- Supply the following information box for each recycled water system with its own meter; place this information on the same sheet as the meter/point of connection it pertains to. Fill out the ten items as applicable, but do not delete any of them.

GENERAL SITE INFORMATION for RECYCLED WATER USE

1. LANDSCAPED RECYCLED WATER IRRIGATION USE AREA: *(square footage)*.
2. PUBLIC ACCESS TO SITE GROUNDS IS *(indicate: UNRESTRICTED or RESTRICTED)*.
3. OWNER: *(legal property owner's name)*.
4. PROPERTY MANAGER CONTACT: *(name, title, and telephone number)*.
5. TENANT (S): *[name(s) & phone number(s); if not applicable, state NOT APPLICABLE]*.
6. ON-SITE WELL LOCATIONS: *(for example, ONE; if none, state NONE)*.
7. WELLS ON ADJACENT SITES LOCATED WITHIN 50 FT. OF RECYCLED WATER APPROVED USE AREA OR WITHIN 100 FT. OF ANY RECYCLED WATER IMPOUNDMENT: *(for example, ONE; if none, state NONE)*.
8. OUTDOOR DRINKING FOUNTAINS IN/NEAR THE RECYCLED WATER APPROVED USE AREA: *(for example, ONE; if none, state NONE)*.
9. OUTDOOR EATING AREA(S) IN/NEAR THE RECYCLED WATER APPROVED USE AREA: *(for example, ONE; if none, state NONE)*.
10. WATER FEATURES ON SITE: *(examples below; if none, state NONE)*.

<u>Number:</u>	<u>Type:</u>	<u>Water Source:</u>
<i>One</i>	<i>fountain</i>	<i>recycled</i>
<i>One</i>	<i>pond</i>	<i>potable</i>

- When potable water piping is not present on the site, state in a note that the cross-connection test required by the Program is waived for sites where potable water piping is not present.
- Show all details necessary to properly construct the system, including the details conforming to the requirements of the agency responsible for reviewing your plans. The purpose of the details is to show the materials and methods necessary to clearly identify all water systems on the site.
- Include an irrigation equipment legend specifying all materials of construction for the system, including:
 - A pipe schedule listing pipe sizes, materials of construction, and type of water conveyed by the piping.
 - A listing of valve types, including quick coupling valves.
 - All pertinent information for each type of sprinkler head and/or emitter.
 - Indication of purple-colored pipe with recycled water stenciling and quick coupling valves with purple covers where recycled water is used.

-
- Include the Standard Notes specified by the agency responsible for reviewing your plans—San Jose, Milpitas, or Santa Clara.
 - All sites using recycled water must post clearly visible signs conforming to the South Bay Water Recycling details. Show proposed sign locations on irrigation plans.
 - For many sites, typical locations for signs are at the property line near crosswalks, at driveway entrances, and at outdoor eating areas.
 - For streetscapes (parkways, frontage or backup landscaping), place signs at street corners and entranceways as appropriate to notify passersby. In any case, signs must be placed no further than 1,000 feet apart.
 - For medians, a sign should be placed at the beginning and end of every median, and another approximately equidistant from the ends of the median for longer median areas.
 - For decorative fountains, ponds, and other water features, see the ***Decorative Fountains, Ponds & Other Water Features*** section, page 10 of ***Rules and Regulations***.
 - Add signature lines for the Department of Health Services, and the agency responsible for reviewing the plans—City of Milpitas, City of Santa Clara, or South Bay Water Recycling (for the City of San Jose)— to all irrigation plan sheets, detail sheets, and specification sheets that pertain to the recycled water irrigation system.

CROSS-CONNECTION TEST NOTIFICATION

48-Hour Minimum Notice



Owner's Representative (Retrofit Contractor/ Shutdown Coordinator)

Name: _____
Company Name: _____
Phone: _____
Fax: _____
Pager/Mobile Phone: _____
Date: _____

ITEMS TO BE COMPLETED BY OWNER REPRESENTATIVE

Site Name: _____

Site Address: _____

Proposed Test Date and Time: _____

Notices sent to:

<input checked="" type="checkbox"/> SBWR: Mark Casterson 945-3042/ FAX 934-0476	<input type="checkbox"/> Tenant: _____ Name/ Phone
<input type="checkbox"/> Owner _____ Name/ Phone	<input type="checkbox"/> Inspector _____ Name/ Phone
<input type="checkbox"/> Account Holder _____	<input type="checkbox"/> On-Site Sup. _____

ITEMS TO BE COMPLETED BY SBWR

Customer Number: _____

Notices sent to:

<input type="checkbox"/> SJWC: Kurt Hoffman 279-7892/FAX	<input type="checkbox"/> SJMUNI: Bob Wilson 277-4954/FAX
<input type="checkbox"/> Milpitas: Marilyn Nickel 586-3305/FAX	<input type="checkbox"/> Santa Clara: Alan Kurotori 247-0784/FAX

ITEMS TO BE COMPLETED BY CROSS-CONNECTION SPECIALIST

Cross Connection Specialist
Company Name: _____
Specialist Name: _____
Phone/ FAX/PAGER: _____

Specialist's information faxed to Owner's Representative

Fax information to SBWR: **Mark Casterson** 945-3042/ FAX 934-0476



Customer Number: _____

Date _____

Site Name _____

Site Address _____

Inspected by _____

Title _____

Type of Inspection: _____

Standard On-Site (Land) Observation Report Off Season Inspection Report

1. Is there evidence of recycled water runoff from the site? Yes No

If yes, show affected area on a sketch and estimate volume. _____

2. Is there an odor of wastewater origin at the irrigation site? Yes No If yes, indicate:

Apparent source _____ Direction of Travel _____

Characterization _____

Public use areas or off-site facilities affected by odors _____

3. Is there evidence of ponding of recycled water? Yes No

Evidence of mosquitoes breeding within irrigation area due to ponded water? Yes No

4. Are the following posted to inform the public that the irrigation water is recycled water, and is not suitable for drinking? Warning signs, tags, stickers, above ground pipe markings

5. Is there evidence of leaks or breaks in the irrigation system piping or tubing? Yes No

6. Is there evidence of broken or otherwise faulty drip irrigation system emitters or spray irrigation sprinklers? Yes No

7. Has your designated Site Supervisor changed in the past year? Yes No

If Yes, who is the new Site Supervisor? Name: _____ Phone: _____

8. What corrective actions are being taken to correct any problems noted above?

Signature _____
Site Supervisor

Date _____

G References



- 1. California Code of Regulations (CCR), Title 22, Division 4, Chapter 3, “Water Recycling Criteria”**—These regulations are written by the State DHS and specify the approved uses and use area requirements, such as hose bib restrictions, prohibition of irrigation near wells, etc. The regulations govern both the Water Retailer’s distribution system as well as the customer’s on-site system.
- 2. California Code of Regulations (CCR), Title 17, “Drinking Water Supply - Backflow Prevention”**—Title 17 specifies requirements intended to protect the public drinking water supply from contamination. Some requirements specified in Title 17 include backflow prevention devices, designation of a customer Site Supervisor, and cross-connection testing requirements.
- 3. American Water Works Association (AWWA), California-Nevada Section, Guidelines For Distribution of Nonpotable Water**—This document provides recommended guidelines for planning, designing, constructing, and operating nonpotable water systems, including recycled water systems. The guidelines themselves are not regulations but many agencies have adopted them as general requirements. The document covers both installations of the Water Retailer distribution systems and on-site use systems.
- 4. International Association of Plumbing & Mechanical Officials (IAPMO) Uniform Plumbing Code, Appendix J**—Appendix J of the Uniform Plumbing Code sets forth requirements when recycled water is used within buildings in a dual-plumbed system for nonpotable domestic uses, such as toilet and urinal flushing. This section of the Uniform Plumbing Code does not apply to irrigation sites, where the recycled water system is located outside buildings, or industrial sites, where the recycled water is used for non-domestic industrial purposes. In addition, the pipe separation regulations indicated in this document are different than and take precedence over the Appendix J requirements. Appendix J has not been adopted by Milpitas, Santa Clara, or San Jose, and serves only as a reference.
- 5. Regional Water Quality Control Board**—The San Francisco Bay Regional Water Quality Control Board (RWQCB) is the agency responsible for preserving the quality of California’s water resources. The RWQCB is responsible for issuing National Pollutant Discharge Elimination System (NPDES) permits, which contains regulations concerning discharge of water into San Francisco Bay.
- 6. Santa Clara Valley Urban Runoff Pollution Prevention Program**—The Santa Clara Valley Urban Runoff Pollution Prevention Program is an association of 13 cities and towns, the County of Santa Clara, and the Santa Clara Valley Water District that share a common National Pollutant Discharge Elimination System (NPDES) permit to discharge storm water to South San Francisco Bay. They are responsible for enforcing the NPDES permit by preventing the discharge of non-stormwater into the storm drain systems.
- 7. State of California Department of Health Services, Drinking Water Field Operations Branch, Santa Clara District**—The State Department of Health Services Drinking Water Field Operations Branch (DHS) is the agency responsible for protecting and promoting the safety of California’s drinking water. They are responsible for developing the criteria and regulations for recycled water use, evaluating and approving recycled water systems, and for making recommendations to the RWQCB regarding the public health implications of recycled water use.