



2014-2015 CAPITAL BUDGET

**2015-2019 CAPITAL
IMPROVEMENT PROGRAM**

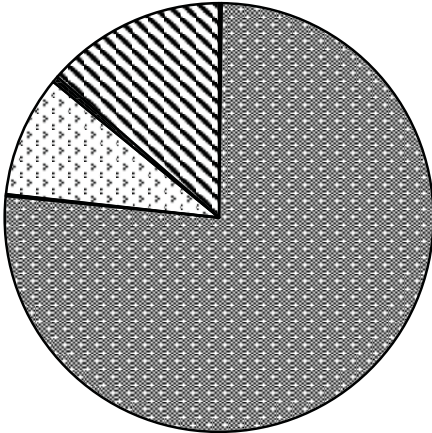
**PARKS AND
COMMUNITY FACILITIES**



**PARKS AND
COMMUNITY FACILITIES
DEVELOPMENT**

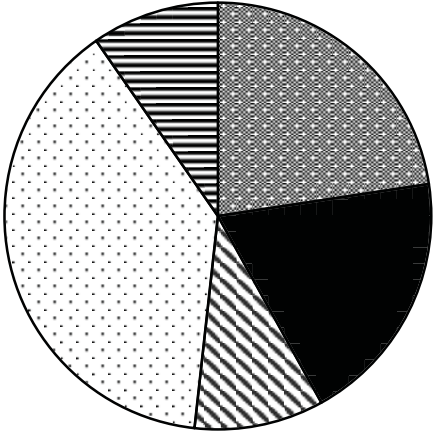
PARKS AND COMMUNITY FACILITIES DEVELOPMENT 2015-2019 Capital Improvement Program

**2014-2015 Adopted
Source of Funds**



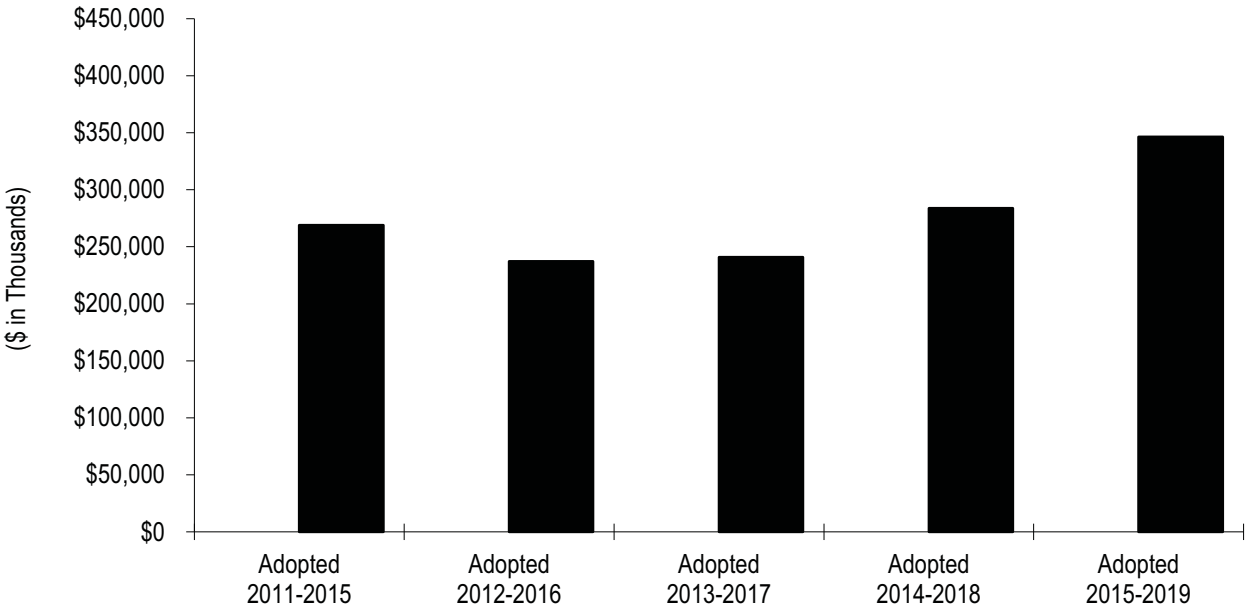
- Interest Income
- Beginning Fund Balance
- Other Government Agencies
- Loans and Transfers
- Developer Contributions/Lease Revenues
- Taxes, Fees and Charges

**2014-2015 Adopted
Use of Funds**



- Construction
- Non-Construction
- Loans and Transfers
- Reserves
- Ending Fund Balance

CIP History



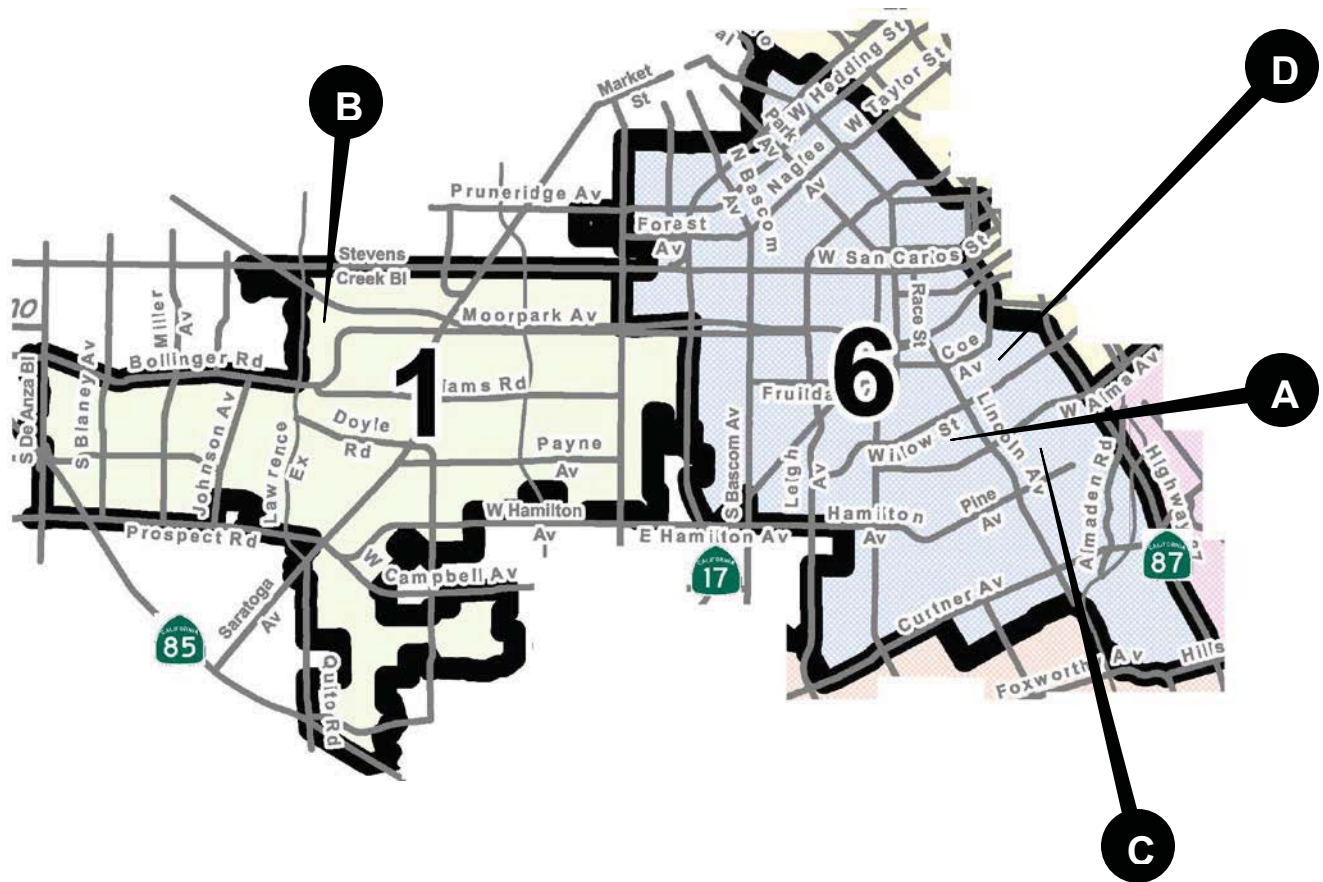
PAGE IS INTENTIONALLY LEFT BLANK

Parks and Community Facilities Development

2015-2019 Adopted Capital Improvement Program

Parks Council Districts 1 & 6

- A) Bramhall Park Lawn Bowling Green Renovation
- B) Mise Park Renovation
- C) River Glen Neighborhood Center Replacement
- D) TRAIL: Three Creeks Interim Improvements and Pedestrian Bridge



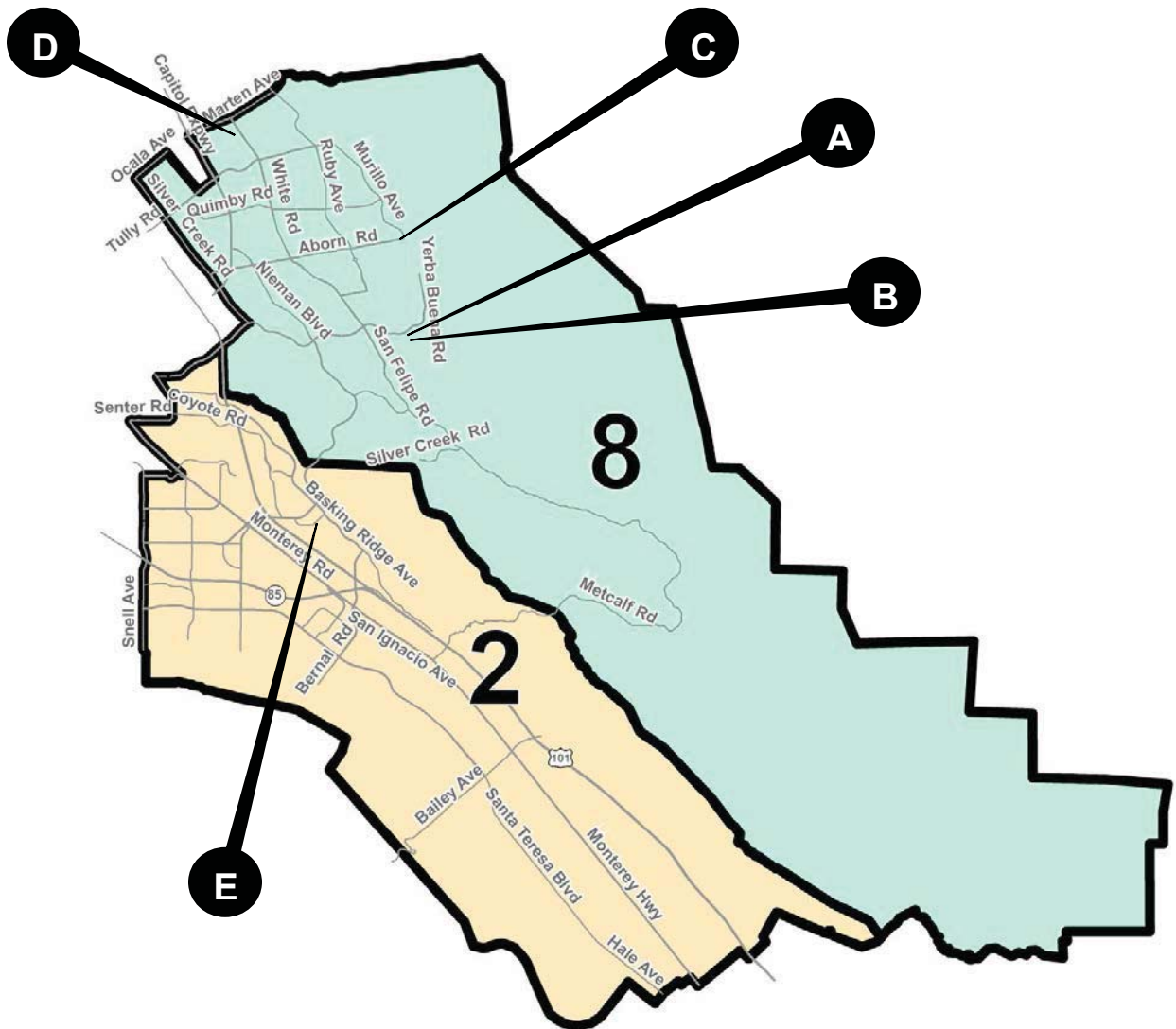
PAGE IS INTENTIONALLY LEFT BLANK

Parks and Community Facilities Development

2015-2019 Adopted Capital Improvement Program

Parks Council Districts 2 & 8

- A) Evergreen Community Center Tot Lot and Play Lot Renovations
- B) Evergreen Park Play Lot Renovation
- C) Fowler Creek Park Improvements
- D) Lake Cunningham Bike Park
- E) Silver Leaf Park Renovation



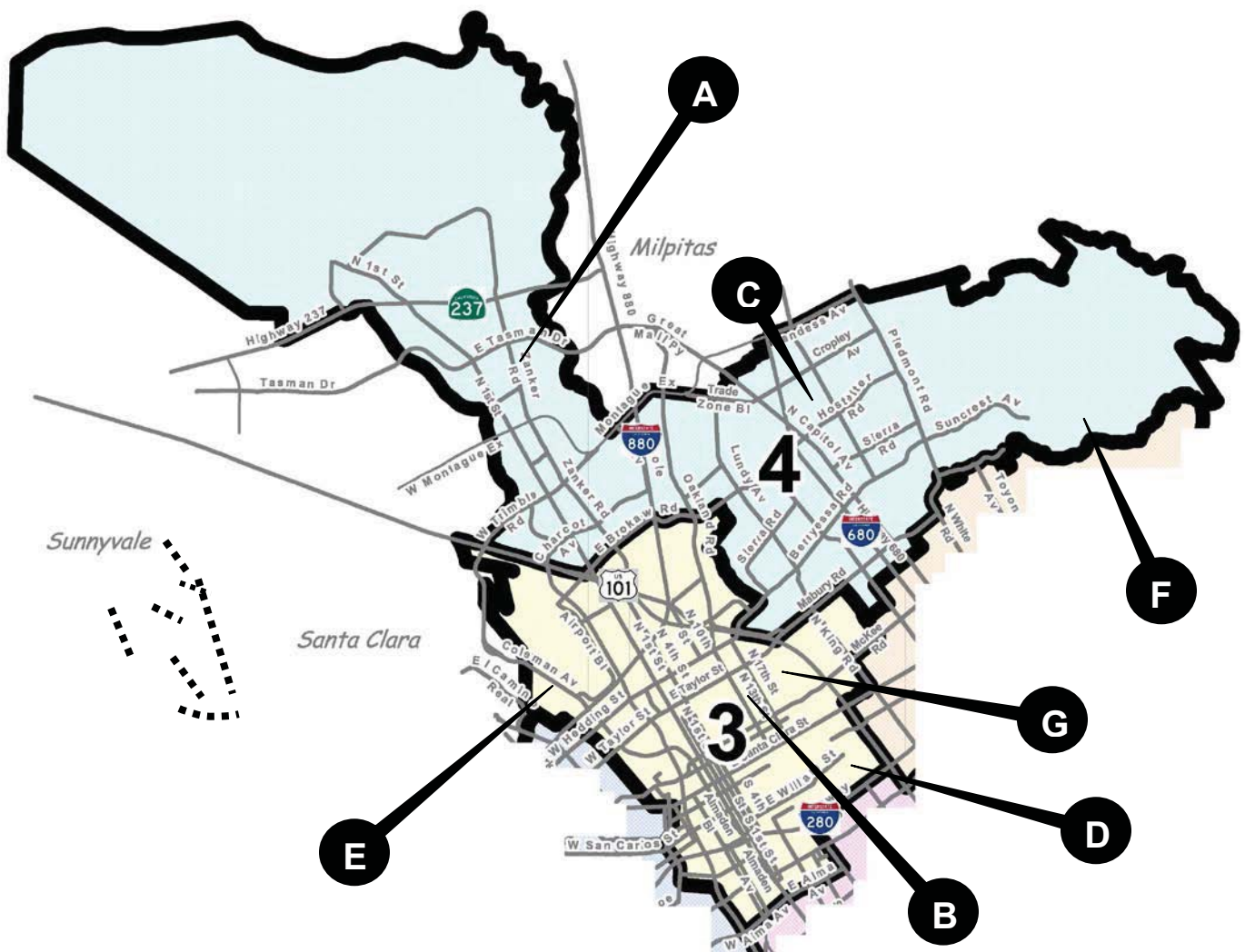
PAGE IS INTENTIONALLY LEFT BLANK

Parks and Community Facilities Development

2015-2019 Adopted Capital Improvement Program

Parks Council Districts 3 & 4

- A) Agnews Property
- B) Backesto Park Renovation
- C) Cataldi Park Improvements
- D) Martin Park Expansion
- E) Coleman Soccer Fields
- F) TRAIL: Penitencia Creek Reach 1B (Noble Avenue to Dorel Drive)
- G) Watson Park Improvements



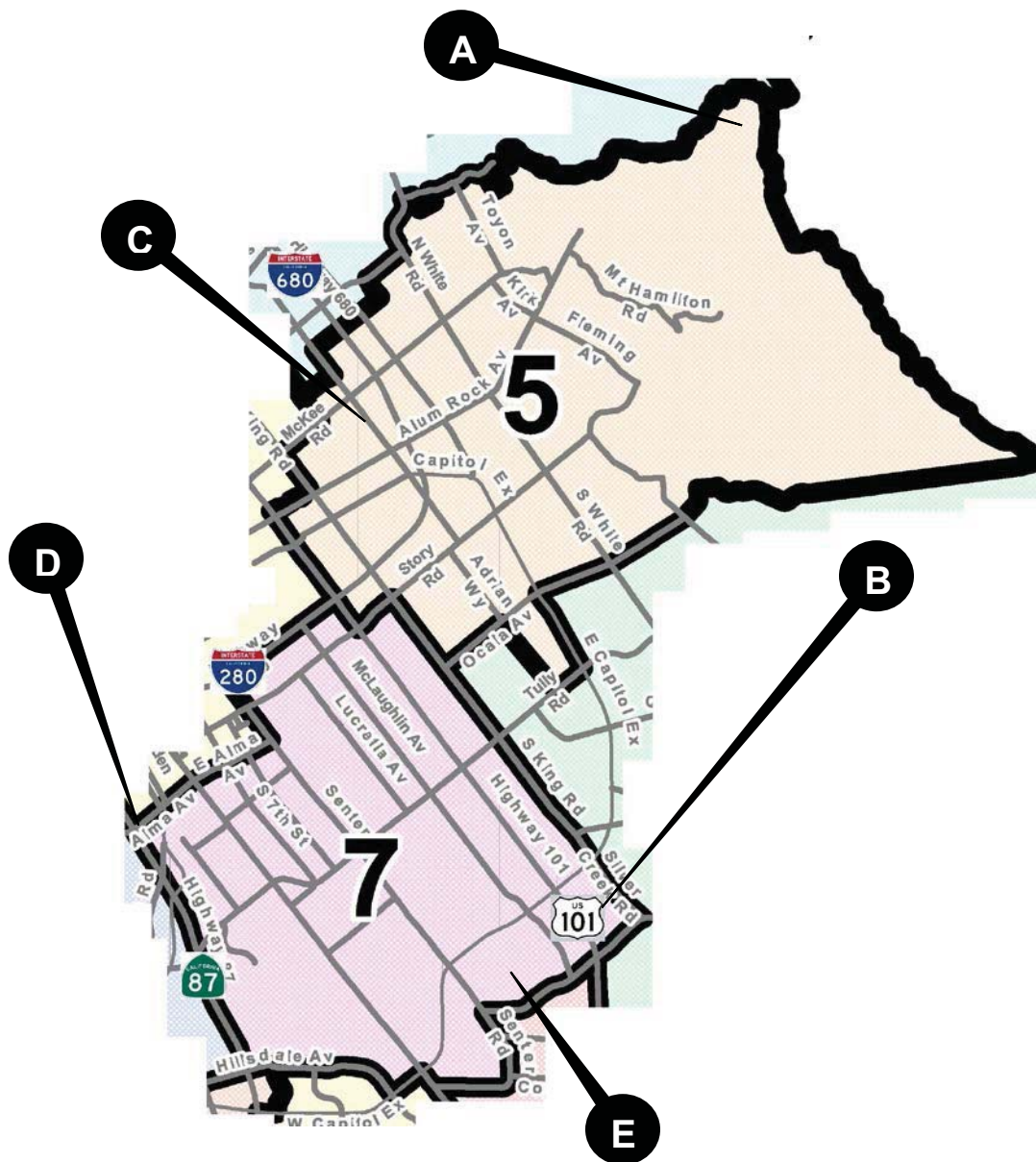
PAGE IS INTENTIONALLY LEFT BLANK

Parks and Community Facilities Development

2015-2019 Adopted Capital Improvement Program

Parks Council Districts 5 & 7

- A) Alum Rock Park Log Cabin Renovation
- B) Dove Hill Park Playground
- C) Plata Arroyo Park Improvements
- D) Roberto Antonio Balermino Park
- E) TRAIL: Coyote Creek – Singleton Channel Obstruction and Pedestrian Bridge

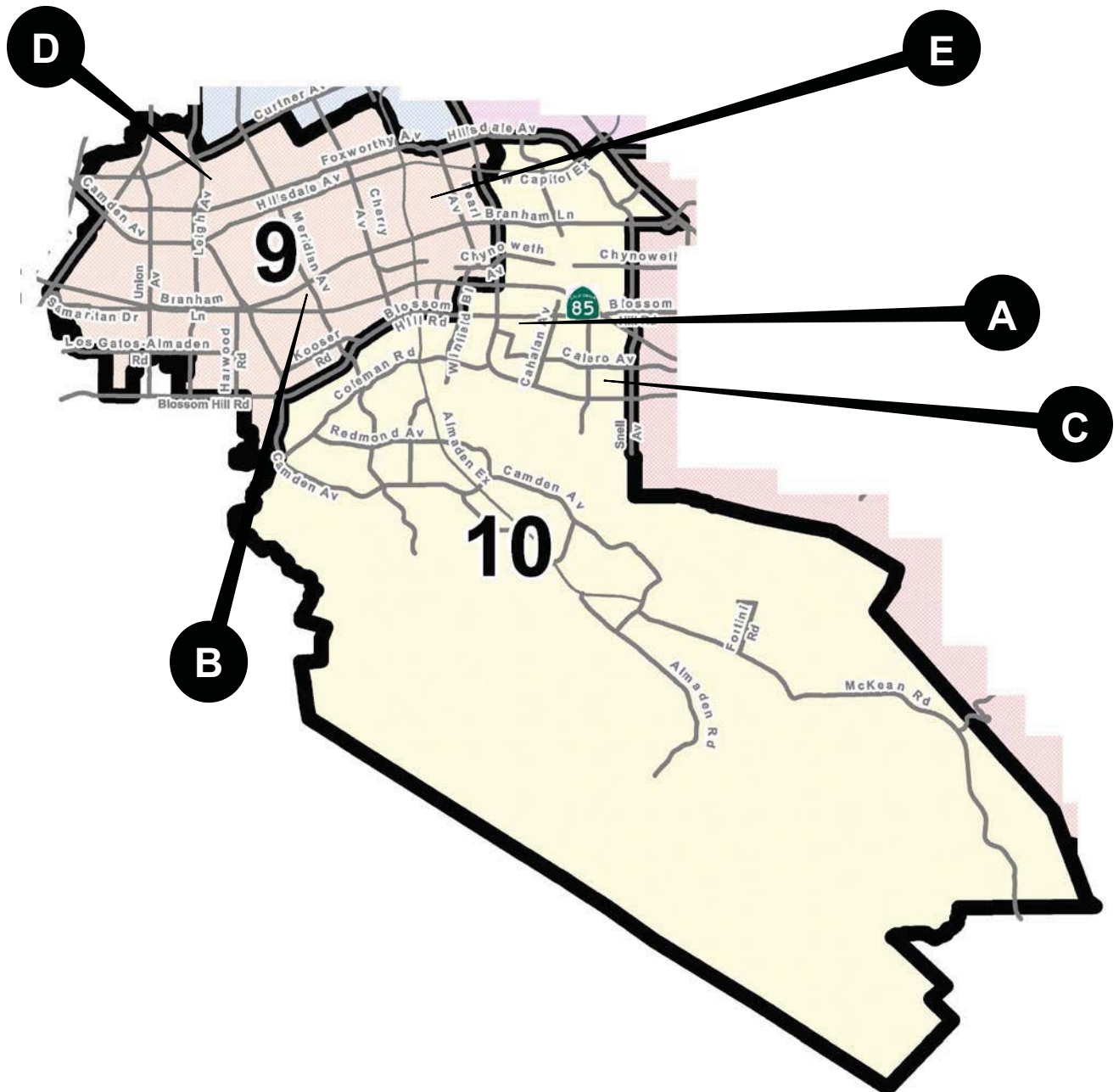


PAGE IS INTENTIONALLY LEFT BLANK

Parks and Community Facilities Development
2015-2019 Adopted Capital Improvement Program

Parks Council Districts 9 & 10

- A)** Allen at Steinbeck School Soccer Field
- B)** Branham Park Playground Renovation
- C)** Comanche Park Play Area Renovation
- D)** Doerr Park Play Area Renovation
- E)** TRAIL: Guadalupe River Master Plan (Chynoweth Avenue to Virginia Street)



PAGE IS INTENTIONALLY LEFT BLANK

Parks and Community Facilities Development
2015-2019 Adopted Capital Improvement Program
Overview

INTRODUCTION

The Parks, Recreation, and Neighborhood Services Department (PRNS) vision is to be a “National Leader of Parks and Recreation in cultivating healthy communities through quality programs and dynamic public spaces”. The department’s mission is “To build healthy communities through people, parks, and programs”. The vision and mission are the basis for providing the Parks and Community Facilities Development (P&CFD) Capital Improvement Program (CIP) with a long-term capital investment plan for the acquisition, development, and maintenance of parks, recreational facilities, trails, and open space.

PARKS AND COMMUNITY FACILITIES INFRASTRUCTURE	
PARK SITES	194
PARK ACREAGE	3,436
- DEVELOPED ACREAGE	2,035
- OPEN SPACE	1,064
- UNDEVELOPED LAND	337
TRAIL MILEAGE	55
CITY OPERATED COMMUNITY CENTERS	12
PARTNER OPERATED RE-USE SITES	42

The 2015-2019 Adopted CIP provides funding of \$346.5 million, of which \$186.9 million is allocated in 2014-2015. The P&CFD CIP is a part of the Neighborhood Services City Service Area (CSA), supporting two of the CSA’s outcomes: *Safe and Clean Parks, Facilities and Attractions*; and *Vibrant Cultural, Learning and Leisure Opportunities*.

PROGRAM PRIORITIES AND OBJECTIVES

Within the above context, the City seeks to further the goals outlined in the 2009 “Greenprint: A 20-Year Strategic Plan for Parks and Community Facilities and Programs” (Greenprint). These goals are to:

- Provide environmentally and financially sustainable recreation programs and infrastructure assets;
- Provide accessible recreation opportunities that benefit residents of all abilities;
- Partner with the community and promote environmental stewardship and volunteerism;
- Improve community image and livability by providing quality recreation facilities and programs; and
- Provide nationally recognized parks, trails, open space, and recreation amenities to meet the community’s growing needs.

The 2015-2019 P&CFD CIP attempts to balance the delivery of a capital program with the resources available to operate and maintain existing and newly-constructed parks and recreational facilities in the coming years. Additionally, it focuses on the delivery of projects that help the park system become financially and environmentally sustainable. This balancing includes the need to address, at least partially, the planning for the repair and renovation and management of the Parks aging infrastructure.

Parks and Community Facilities Development

2015-2019 Adopted Capital Improvement Program

Overview

PROGRAM PRIORITIES AND OBJECTIVES

Preliminary results of a study on the Park's Deferred Maintenance and Infrastructure Backlog indicate that an unfunded backlog need totaling approximately \$201 million exists at regional park facilities, park buildings, neighborhood parks, trails, and park restrooms. Further refinement of this study is being conducted and the study is expected to be finalized in 2014-2015, with results being incorporated into the development of the 2016-2020 CIP. The Department of Parks, Recreation and Neighborhood Services will bring forward a final report in 2014-2015 that summarizes data collection, early findings, prioritization and financial strategies for infrastructure backlog in parks, trails, and community centers operated by PRNS. Infrastructure backlog is defined as facilities that are currently in poor condition or in need of replacement.



Commodore Park

Priorities for project funding include replacing facilities that have health and safety concerns, projects that protect the value of the asset, and projects where an asset's failure would impact service delivery to critical populations such as seniors and youth. Each project identified in the report will be assigned a priority for replacement.

The report will also recommend next steps for tracking and managing infrastructure backlog data to date, using 2014 as a baseline year for data collection and building and managing an inventory of which facilities have been replaced and which facilities move into the backlog every year. Some projects identified in the study are included in this CIP; PRNS will continue to incorporate projects from the report into the development of future CIPs as a matter of routine.

Funding Strategies

Key strategies used in developing projects for the 2015-2019 Adopted CIP are listed below:

- Community Engagement Process - Engagement of the community to identify projects that can be developed and/or maintained through public-private partnerships. Alternative funding mechanisms could include grants, joint-use agreements, donations, homeowner's associations, non-profits, or establishment of community facilities districts.
- Economic Development - Provide attractive recreation facilities and programs to enhance the City of San José's economy and its ability to strengthen neighborhoods. Additionally, each capital development project enhances the City of San José's economy through support of design and construction related business.
- Environmental Sustainability - Design, build, maintain, and operate recreation facilities that will last for many years, preserve the environment, and encourage a healthier community. For example, a focus in the 2015-2019 P&CFD CIP is the Green Vision goal of 100 miles of trails.

Parks and Community Facilities Development

2015-2019 Adopted Capital Improvement Program

Overview

PROGRAM PRIORITIES AND OBJECTIVES

Funding Strategies (Cont'd.)

- Operating Budget Awareness/Challenges - Focus the CIP on projects that mitigate the operating and maintenance impact to the General Fund.
- Financial Sustainability - Advance Greenprint Initiatives approved by the City Council in December 2009 by investing in projects that help the park system become financially sustainable. These include replacing aging infrastructure and land banking for future park development.

Impact on the General Plan

Service level objectives for parks and recreation facilities were identified and updated in the Envision San José 2040 General Plan (General Plan), adopted in December 2011. These objectives and the expected performance after CIP implementation are shown in the chart below. With an increase in population reflected in the 2012 census estimates, and the anticipated addition of 22 acres of recreational lands in north San José, the 2014-2015 projections have decreased marginally compared to the last CIP. Meanwhile, service levels for all facilities will continue to decline throughout the 2015-2019 CIP period, reflecting population projections in the Envision San José 2040 General Plan and recent Census estimates. San José's General Plan anticipates residency will increase by 14,300 per year until 2040. During this time, PRNS will need to develop 50.1 acres of neighborhood parkland annually in order to maintain current levels of service.

<u>Service Level Objectives</u>	<u>Actual as of 06/30/13</u>	<u>2014-2015*</u>	<u>2015-2019*</u>
3.5 acres of neighborhood and community serving recreational lands per 1,000 population**	3.0	2.9	2.7 (Acres)
7.5 acres of regional/city-wide parklands per 1,000 population (valley floor)***	18.6	18.6	16.7 (Acres)
500 square feet of community center floor area per 1,000 population	574.2	566.7	525.5 (Sq. ft.)

* Projections are based on population forecasts in the Envision San José 2040 General Plan, which estimates growth of 14,300 residents per year until 2040. Recent estimates in the U.S. Census 5 year American Community Survey (2008-2012) have aligned well with the General Plan's 25 year average, showing an annual increase of 13,770 residents since 2010.

** This does not include natural/open space acreage within parks that cannot be utilized for recreational purposes. This amount is to be a minimum of 1.5 acres of City-owned parklands and up to 2.0 acres of school playgrounds, all of which is located within a reasonable walking distance. It should be noted that the numbers identified for the 2014-2015 Adopted Capital Budget and 2015-2019 Adopted CIP do not reflect the progress toward service level objectives that would result from any future acquisition of parkland and/or facilities for which a reserve has been established.

*** Per the Greenprint adopted by the City Council in December 2009, includes other city-wide and regional parklands, which includes County and Open Space Authority lands within the City of San José.

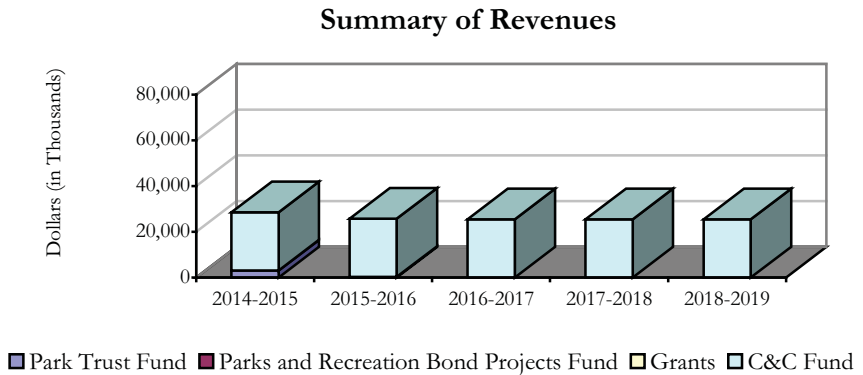
Parks and Community Facilities Development

2015-2019 Adopted Capital Improvement Program

Overview

SOURCES OF FUNDING

The 2015-2019 P&CFD CIP has four primary sources of funding used to support the program priorities, objectives, and strategies already discussed: 1) Construction and Conveyance (C&C) Tax revenue; 2) Parkland Dedication/Impact Fees; 3) revenue from the previous sale of General Obligation Bonds (Parks and Recreation Bond Projects Fund); and 4) federal, State, and local grants. These revenues are distributed to 17 individual funds that support the P&CFD CIP. Additional detail on these and other revenues is provided in Attachment D of this overview section.



Note: The Council-approved methodology to allocate in-lieu fees is to budget only actual receipts of revenue. Therefore, in the Park Trust Fund there are no revenue projections in the out-years.

Construction and Conveyance Tax

The City's C&C Tax has historically been the primary source of support for the P&CFD CIP. This revenue source consists of two taxes: a construction tax levied on residential, commercial and industrial development; and a conveyance tax that is levied whenever there is a transfer of real property. Approximately 99% of this tax is derived from a transfer tax imposed upon each transfer of real property with the remaining 1% generated from a construction tax levied on most types of construction. The P&CFD CIP receives 65.2% of the City's C&C Tax revenue. A total of 64% of the City's C&C Tax is distributed among the Parks Central C&C Tax Fund, City-Wide C&C Tax Fund, and the 10 Council Districts C&C Tax Funds; and 1.2% of the City's C&C Tax is allocated to the Park Yards C&C Tax Fund.



River Oaks Park

The 2015-2019 CIP assumes 2013-2014 C&C revenues will exceed 2012-2013 collections by 7.5%, grow another 5% in 2014-2015 to \$39 million, and then remain flat for each year of the CIP. Therefore, collections allocated to the P&CFD Capital Program will total \$25.4 million per year for each of the five years.

Parks and Community Facilities Development

2015-2019 Adopted Capital Improvement Program

Overview

SOURCES OF FUNDING

Parkland Dedication Ordinance and Park Impact Ordinance Fees (Park Trust Fund)

The City Council adopted the Parkland Dedication Ordinance (PDO) in 1998 and the Park Impact Ordinance (PIO) in 1992. These ordinances require the dedication of land, development of park amenities, and/or the payment of in-lieu fees from developers to meet the recreational needs generated by new housing developments. The 2015-2019 CIP includes \$71.8 million from this source, \$68.7 million of which was received in prior years. Parkland Dedication fees are recognized when they are received and are not included in the CIP's five-year revenue forecast.

Parks and Recreation Bond Projects Fund

In November 2000, voters in San José approved a \$228 million bond measure for park and recreational improvements. The Parks and Recreation Bond Projects Fund totals \$20.0 million in the 2015-2019 CIP, which is the amount of proceeds remaining from previous bond issuances. Two sports complexes remain to be completed, one with an emphasis on softball and one with an emphasis on soccer. The operational agreement between the City and the Earthquakes LLC and the design/bid contract for the soccer complex adjacent to the proposed Earthquakes Soccer Stadium were awarded in June 2012. The first phase of the design/build began in late 2012 and construction began on the soccer facility. The completion of the entire complex is estimated to occur in 2015.



Bascom Community Center

City staff received approval to pursue negotiations with the land developer of the Arcadia site (located in the Southwest corner of Quimby Road and Capitol Expressway) for a minimum of four, adult-sized lighted softball fields. The majority of funding for this softball complex remains in a reserve in the 2015-2019 CIP pending final land acquisition.

Grants

Various projects in the P&CFD CIP are supported by federal, State, and local grants. These grants often have a local match requirement generally fulfilled by the Park Trust Fund, the Parks City-Wide Construction and Conveyance Tax Fund, or the appropriate Council District Construction and Conveyance Tax Fund. As grant funds are received on a reimbursement basis, local funds must be advanced from an appropriate Capital source such as the City-Wide Construction and Conveyance Tax Fund, the Park Trust Fund, or a Council District Construction and Conveyance Tax Fund. Once the grant funds are received, the appropriate funding source is reimbursed. As of June 2014, the PRNS Department has 18 grant-funded projects with grant awards over \$22.1 million and a local match of \$4.4 million. The following table illustrates the granting agencies that have entered into agreements with the City. The status of these capital projects are 1) recently awarded and the project has not begun; 2) in progress; or 3) the project is completed and the City is seeking reimbursement.

Parks and Community Facilities Development
2015-2019 Adopted Capital Improvement Program
Overview

SOURCES OF FUNDING

Grants (Cont'd.)

GRANT-FUNDED PROJECTS (CURRENTLY ACTIVE)

Project	Grant Program	Awarded Grant Amount
Lower Guadalupe River Trail (Highway 880 to Gold Street)	Safe, Accountable, Flexible, and Efficient Transportation Equity Act: A Legacy for Users (SAFETEA-LU) (\$3,241,284) and Congestion Mitigation and Air Quality Program (\$1,377,000)	\$4,618,284
Coyote Creek Trail	SAFETEA-LU	\$3,774,000
Del Monte Park (Phase 1)	Proposition 84	\$3,500,000
Roberto Antonio Balermينو Park	Proposition 84	\$2,500,000
Three Creeks Trail (Interim Improvements/Pedestrian Bridge)	Proposition 40 (\$1,866,240) and Santa Clara Valley Water District (\$450,000)	\$2,316,240
Rosemary Park (Rincon South Area Park Land Acquisition)	Housing-Related Parks Program (CA. Housing and Community Development)	\$1,269,650
Los Gatos Creek Trail Reach 5B/C	Caltrans (CA. DOT)	\$1,200,000
Buena Vista Park	Proposition 84	\$600,000
Penitencia Creek Trail Reach 1B (Noble Avenue to Dorel Drive)	Santa Clara Valley Water District (\$300,000) and Coastal Conservancy (\$200,000)	\$500,000
Almaden Expwy (Pedestrian Bridge)	SAFETEA-LU	\$352,000
Coyote Creek Trail (Highway 237 Bikeway to Tasman Drive)	Environmental Enhancement Mitigation Program (CA. DOT)	\$350,000
Hwy 237 Bikeway (Zanker Road to Coyote Creek)	Environmental Enhancement Mitigation Program (CA. DOT)	\$350,000
Lower Silver Creek Trail (Alum Rock Avenue to Highway 680)	Environmental Enhancement Mitigation Program (CA. DOT)	\$350,000
Bay Trail Reach 9	Association of Bay Area Governments	\$200,000
Thompson Creek Trail (Tully Road to Quimby Road)	Habitat Conservation Fund	\$200,000
Guadalupe River Trail Under-Crossing (Coleman Road)	Santa Clara Valley Water District	\$62,727
	Total	\$22,142,901

Parks and Community Facilities Development

2015-2019 Adopted Capital Improvement Program

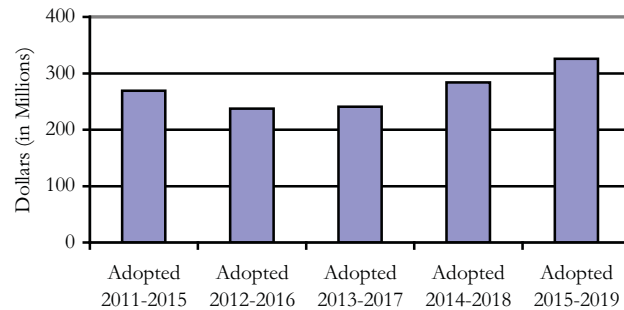
Overview

PROGRAM HIGHLIGHTS

The 2015-2019 CIP continues to focus on delivering projects that will help the parks system become financially and environmentally sustainable by building out the trail network, land banking for future park construction, constructing artificial turf sports fields, and replacing aging infrastructure.

The following are highlights of existing facilities that are being renovated and new facilities that are included in the 2015-2019 CIP.

Summary of Use of Funds in P&CFD



- Backesto Park Renovation (\$600,000) – Completion 3rd Qtr. 2015
- Bramhall Park Lawn Bowling Green Renovation (\$850,000) – Completion 2nd Qtr. 2016
- Comanche Park Play Area Renovation (\$900,000) – Completion 2nd Qtr. 2015
- Doerr Park Play Area Renovation (\$1.0 million) – Completion 3rd Qtr. 2015
- Dove Hill Park Playground (\$854,000) – Completion 2nd Qtr. 2015
- Evergreen Community Center Tot Lot (\$450,000) – Completion 2nd Qtr. 2015
- Fowler Creek Park Improvements (\$923,000) – Completion 2nd Qtr. 2016
- Lake Cunningham Bike Park (\$3.2 million) – Completion 4th Qtr. 2016
- Martin Park Land Acquisition (\$3.0 million) – Completion 2nd Qtr. 2015
- Mise Park Renovation (\$775,000) – Completion 2nd Qtr. 2015
- Penitencia Creek Park Playground Renovation (\$1.5 million) – Completion 2nd Qtr. 2016
- Plata Arroyo Park Improvements (\$1.1 million) – Completion 4th Qtr. 2015
- River Glen Neighborhood Center Replacement (\$300,000) – Completion 2nd Qtr. 2016
- Silver Leaf Park Renovation (\$515,000) – Completion 2nd Qtr. 2015
- Soccer Complex (Coleman Soccer Fields) (\$18.5 million) – Completion 2nd Qtr. 2015
- TRAIL: Coyote Creek (Story Road to Selma Olinder Park) (\$2.5 million) – Completion 2nd Qtr. 2016
- TRAIL: Guadalupe River Master Plan (Chynoweth Avenue to Virginia Street) (\$500,000) – Completion 2nd Qtr. 2015
- TRAIL: Penitencia Creek Reach 1B (Noble Avenue to Dorel Drive) (\$2.4 million) – Completion 2nd Qtr. 2015
- TRAIL: Thompson Creek (Tully Road to Quimby Road) (\$415,000) – Completion 2nd Qtr. 2015
- TRAIL: Three Creeks Interim Improvements and Pedestrian Bridge (\$2.6 million) – Completion 2nd Qtr. 2015
- Watson Park Improvements (\$1.3 million) – Completion 2nd Qtr. 2016
- Willow Glen Community Center Improvements (\$820,000) – Completion 2nd Qtr. 2015

Parks and Community Facilities Development

2015-2019 Adopted Capital Improvement Program

Overview

PROGRAM HIGHLIGHTS

Trails Development

The City's trail network includes over 20 systems along river, creek, and overland alignments, with 55 miles of trails open to the public. On October 30, 2007, the San José City Council adopted the Green Vision, a fifteen-year plan to transform San José into a world center of Clean Technology innovation, promote cutting-edge sustainable practices, and demonstrate that the goals of economic growth, environmental stewardship, and fiscal responsibility are inextricably linked. The Green Vision has ten goals, including the creation of 100 miles of inter-connected trails by the year 2022.

To meet the City's goal to expand the City's trail system to 100 miles by the year 2022, PRNS will need to build approximately 4.4 miles of trails per year, with an estimated cost of \$3.0 million per mile. Funding is provided in 2014-2015 in the Parks City-Wide Construction and Conveyance Tax Fund for a strategic plan and assessment to identify primary goals, staffing needs, and key measures to achieve the 100-mile interconnected trail network.

Grant funding is the primary means used to expand the City's trail network. The City's capacity to fund trail projects further increased in 2007 with the City Council's approval to change the Parkland Dedication Ordinance and Park Impact Fee Ordinance. The Ordinance changes allow the Park Trust Fund to be used for trails and other park facilities. In addition, PRNS is continuing to explore other funding sources to meet the City's Green Vision goal of expanding the City's trail system.

Allocations in the CIP for trail development include funding for construction of the trails, reserve funding for the future development of trails, and pre-construction costs such as design, land acquisition, preliminary studies, master plans, environmental reports, and construction documents, which will put the projects in a more advantageous position to apply for grant funding for trail construction.



Guadalupe River Trail

Parks and Community Facilities Development
2015-2019 Adopted Capital Improvement Program
Overview

PROGRAM HIGHLIGHTS

Sports Fields Development

In the next five years, the City is anticipating completing approximately 17 new or renovated artificial turf fields. These new sports fields are being constructed with proceeds from the Parks and Recreation Bond Projects Fund, Construction and Conveyance Tax Funds, Park Trust Fund, and partnerships with school districts. The turf on these fields is expected to last about 10-13 years and the cost to replace a field is approximately \$800,000. It is estimated that it will eventually cost \$11.5 million to replace existing and planned turfs, based on 2014 dollars. A funding strategy will need to be developed for turf replacement in future CIPs. In the 2014-2015 Adopted Operating Budget, an Earmarked Reserve of \$200,000 is allocated for the cost of replacement of artificial turf fields at various neighborhood parks. These funds are available from the projected field reservation revenues collected above the estimated costs to reserve and maintain the fields.

Council District	Description	Artificial Turf Field Type		Estimated Year of Replacement	Estimated Capital Replacement Cost (2014 Value)*
		soccer	softball		
8	Smythe Soccer Field	1		2018	\$800,000
10	Leland High School Partnership	3		2021	\$1,200,000
3	Watson Park	1		2024	\$800,000
5	Sheppard School Partnership	1		2025	\$400,000
1	Mise Park	1		2026	\$704,000
10	Allen at Steinbeck School Partnership	1		2027	\$800,000
3	Coleman Soccer Complex	4		2028	\$3,200,000
4	Vista Montana	1		2028	\$800,000
TBD	Softball Complex		4	2030	\$2,816,000
Total		13	4		\$11,520,000

* Artificial turf replacement is \$8.00 per square foot. The average soccer field is 99,450 square feet and the average softball field is 88,000 square feet.

Parks and Community Facilities Development

2015-2019 Adopted Capital Improvement Program

Overview

PROGRAM HIGHLIGHTS

Non-Construction Projects

A number of ongoing non-construction projects are included in the various funds that support the P&CFD CIP. These items are not accompanied by detail pages and appear unnumbered on respective Source and Use of Funds Statement summaries. A brief description of these projects is provided below.

- Preliminary Studies and Property Services: This allocation enables PRNS staff to research, respond to City Council inquiries, and provide real estate services and related activities prior to recommendations for or implementation of formal projects.
- Pool Repairs: This allocation provides funding for minor repair and equipment replacement at City swimming pools. PRNS is programmed to staff two pools (Camden Pool and Mayfair Pool) and will partner with outside organizations to operate other City pools. As the City continues to own all these pools, even those operated by others, funds are needed for the ongoing capital infrastructure costs associated with them. Funding in the Pool Repairs allocation would be used for Americans with Disabilities Act (ADA) improvements; repair or replacement of mechanical equipment such as pumping equipment, chemical injection systems, filter equipment and other accessories; repair of pool lighting; and other capital repairs that arise and are necessary to keep the pools open and safe for public use.
- Minor Building Renovations and Minor Park Renovations: These allocations provide funding to address short-term minor capital repair and maintenance needs throughout the year such as renovation and repair to existing community centers, park restrooms, neighborhood centers, picnic equipment, and other park amenities.
- Minor Infrastructure Contract: This allocation provides funding for contracts such as San Jose Conservation Corps for minor improvements at park facilities. Improvements include renovation of turf area; irrigation replacement and renovation; repair of park lighting; infrastructure repairs to make park facilities compliant with new ADA requirements; and all other minor capital improvements that reduce maintenance efforts and enhance the usability of the park.
- Strategic Capital Replacement and Maintenance Needs: This allocation provides funding to addresses ongoing capital infrastructure maintenance needs. Projects are performed by the Capital Infrastructure team and include turf renovations and playground equipment replacement.



Japanese Tea House

Parks and Community Facilities Development

2015-2019 Adopted Capital Improvement Program

Overview

MAJOR CHANGES FROM THE 2014-2018 ADOPTED CIP

Major changes from the 2014-2018 Adopted CIP are summarized below.

- Fund an Infrastructure Backlog Reserve in each Council District Construction and Conveyance Tax Fund and the Parks City-Wide Construction and Conveyance Tax Fund beginning in 2014-2015. The reserve provides for partial funding to address deferred maintenance and infrastructure backlog needs. Once the Infrastructure Backlog study is complete, the reserve funding will be allocated to fund specific projects identified in the study as being the highest priority for replacement.
 - The addition of 3.94 positions to perform capital related work in Parks, Recreation and Neighborhood Services Department (1.0 Senior Planner, 1.0 Staff Technician, 1.0 Groundswoker and 0.94 Exhibit Designer/Builder) is included in the 2014-2015 Adopted Capital Budget. The Senior Planner position is needed to support such projects as the development of publicly accessible private open space guidelines for the Urban Villages and development of parks and open space financing, acquisition and development strategies for underserved park areas. The Staff Technician position will support the capital program in PRNS, with specific attention to the Parkland Development and Impact Ordinances program. The Groundswoker position will be responsible for the maintenance of the new Commodore Children's Park and will be paid from a developer contribution held in the Gift Trust Fund. The Exhibit Designer/Builder position will primarily support the production of the 2014 Christmas in the Park program and will focus on PRNS' capital infrastructure and repairs projects throughout the rest of the City's parks system. For additional information regarding these positions, please refer to the Parks, Recreation and Neighborhood Services Department section of the 2014-2015 Adopted Operating Budget.
- 
- Nisich Park**
- Provide funding of \$1.3 million to implement master planned improvements at Watson Park.
 - Establish a reserve in the amount of \$2.9 million for the Camden Community Center Gymnasium Upgrade. Upgrades may include expanding the gymnasium and constructing a new roof.
 - Establish a reserve in the amount of \$2.7 million for the Agnews Land Acquisition. This reserve provides additional funding for future site demolition and clean-up work at the newly acquired Agnews property. Additional funding of \$16.4 million was allocated in 2013-2014 for the City's portion of the land acquisition.
 - Increase funding in the amount of \$2.5 million for the Lake Cunningham Bike Park as the project scope and cost estimates have been revised. This project provides funding for the design and construction of a bike park (Phase I) near the existing skate park at Lake Cunningham Park.

Parks and Community Facilities Development
2015-2019 Adopted Capital Improvement Program
Overview

OPERATING BUDGET IMPACT

When completed, projects included in the 2015-2019 CIP or planned by other agencies, particularly outside developers, can have a significant impact on the General Fund operating budget. The following table displays the projected net impact of these projects. Additional detail on the individual projects with operating budget impacts is provided in Attachment A at the conclusion of this overview and in the Project Detail Pages. Impact of the projects that are developed by other agencies including developers is provided in Attachment B at the conclusion of this overview.

Operating Budget Impact

The CIP includes many reserves for the future design and construction of recreational facilities. For these future facilities, the operating budget impact on the General Fund is not reflected in this CIP.

Net Operating Budget Impact Summary

	<u>2015-2016</u>	<u>2016-2017</u>	<u>2017-2018</u>	<u>2018-2019</u>
City Projects	\$55,000	\$157,000	\$289,000	\$297,000
Other Agency Projects ¹	<u>0</u>	<u>22,000</u>	<u>23,000</u>	<u>23,000</u>
Total	\$55,000	\$179,000	\$312,000	\$320,000

¹ Projects being constructed by other agencies (such as developers), which will be maintained by the City of San José.

Note: The estimated operating costs have been provided by the Parks, Recreation and Neighborhood Services Department and have not yet been fully analyzed by the City Manager's Budget Office. That analysis may result in different costs when the actual budget for the year in question is developed.

In addition to the operating and maintenance costs, funding will be needed to purchase fixtures, furnishings and equipment (FF&E) for the new facilities being built with Park bond proceeds. These costs are not eligible for bond funding. With the bond program coming to a close, the only remaining FF&E needs are for the Soccer Complex and the Softball Complex. The Parks City-Wide Construction and Conveyance Tax Fund includes an FF&E allocation of \$91,000 for the Soccer Complex and also includes a reserve of funds of \$91,000 for the purchase of FF&E for the Softball Complex. If additional FF&E funding is needed for the sports complexes, a recommendation to increase the project funding will be brought forward for City Council consideration through a separate budget memorandum or through a future budget process.

COUNCIL-APPROVED REVISIONS TO THE PROPOSED CAPITAL IMPROVEMENT PROGRAM

During the June budget hearings, the City Council approved the rebudgeting of unexpended funds for 98 projects totaling \$21,916,000.

Parks and Community Facilities Development
2015-2019 Adopted Capital Improvement Program
Overview

COUNCIL-APPROVED REVISIONS TO THE PROPOSED CAPITAL IMPROVEMENT PROGRAM

- Three bond projects totaling \$1,972,000 were rebudgeted including: Soccer Complex (\$1,851,000); Softball Complex Design (\$69,000), and Public Art – Parks and Recreation Bond Projects (\$52,000).
- 62 Construction and Conveyance Tax funded projects totaling \$8,375,000 were rebudgeted. Projects with significant rebudgets include: Coleman Soccer Fields (\$2,339,000); TRAIL: Lower Silver Creek Reach 4/5A (Alum Rock Avenue to Highway 680) (\$790,000); Family Camp Infrastructure Renovations (\$405,000); Roberto Antonio Balermينو Park (\$358,000); Strategic Capital Replacement and Maintenance Needs (CD 10 - \$350,000); Ball Fields Renovation (\$340,000); Rancho Del Pueblo Netting Replacement (\$319,000); and West Evergreen Park (-\$1,258,000).
- 33 Special Revenue Fund-supported projects (including the General Fund, Lake Cunningham Fund, and Park Trust Fund) totaling \$11,569,000 were also rebudgeted. Projects with significant rebudgets include: Del Monte Park Land Acquisition (\$2,870,000); Martin Park Expansion (\$2,650,000); TRAIL: Three Creeks Interim Improvements and Pedestrian Bridge (\$1,430,000); TRAIL: Penitencia Creek Reach 1B (Noble Avenue to Dorel Drive) (\$900,000); TRAIL: Coyote Creek (Highway 237 Bikeway to Tasman Drive) (\$710,000); Allen at Steinbeck School Soccer Field (\$500,000); Del Monte Park (\$450,000); Solar Park Sports Field Conversion (\$440,000); and Kelley House Demolition (\$400,000).

In addition to these rebudgets, the City Council approved the increase, reduction, elimination or establishment of seven projects and reserves in the P&CFD Capital Program. The actions include:

- Family Camp Repairs – Rim Fire (Increase) \$500,000 (Parks City-Wide Construction and Conveyance Tax Fund);
- Future PDO/PIO Projects Reserve (Increase) \$20,000 (Park Trust Fund);
- Grace Baptist Lease (Increase) \$7,000 (Parks City-Wide Construction and Conveyance Tax Fund);
- TRAIL: Guadalupe River Under-Crossing (Tasman Drive) (Decrease) \$550,000 (Council District 4 Construction and Conveyance Tax Fund);
- Rincon South Area Park Land Acquisition (Decrease) \$450,000 (Council District 3 Construction and Conveyance Tax Fund); and
- Calabazas Park Reservable Picnic Area (Decrease) \$20,000 (Park Trust Fund).

Parks and Community Facilities Development
2015-2019 Adopted Capital Improvement Program
Attachment A - Operating Budget Impact

	<u>2015-2016</u>	<u>2016-2017</u>	<u>2017-2018</u>	<u>2018-2019</u>
<u>Parks and Community Facilities Development - Bond Projects</u>				
Softball Complex			\$87,000	\$81,000
Total Parks and Community Facilities Development - Bond Projects			\$87,000	\$81,000
<u>Parks and Community Facilities Development - Council District 10</u>				
TRAIL: Guadalupe River Under-crossing (Coleman Road)		\$3,000	\$3,000	\$3,000
Total Parks and Community Facilities Development - Council District 10		\$3,000	\$3,000	\$3,000
<u>Parks and Community Facilities Development - Council District 4</u>				
TRAIL: Guadalupe River Under-crossing (Tasman Drive)	\$2,000	\$2,000	\$2,000	\$2,000
TRAIL: Penitencia Creek Reach 1B (Noble Avenue to Dorel Drive)	\$7,000	\$7,000	\$7,000	\$7,000
Total Parks and Community Facilities Development - Council District 4	\$9,000	\$9,000	\$9,000	\$9,000
<u>Parks and Community Facilities Development - Council District 5</u>				
TRAIL: Lower Silver Creek Reach 4/5A (Alum Rock Avenue to Highway 680)		\$29,000	\$30,000	\$30,000
TRAIL: Lower Silver Creek Reach VI (Dobern Bridge to Foxdale Drive)	\$6,000	\$6,000	\$6,000	\$6,000
Total Parks and Community Facilities Development - Council District 5	\$6,000	\$35,000	\$36,000	\$36,000
<u>Parks and Community Facilities Development - Council District 6</u>				
TRAIL: Three Creeks Interim Improvements and Pedestrian Bridge	\$2,000	\$2,000	\$2,000	\$2,000
Total Parks and Community Facilities Development - Council District 6	\$2,000	\$2,000	\$2,000	\$2,000

Parks and Community Facilities Development
2015-2019 Adopted Capital Improvement Program
Attachment A - Operating Budget Impact

	<u>2015-2016</u>	<u>2016-2017</u>	<u>2017-2018</u>	<u>2018-2019</u>
<u>Parks and Community Facilities Development - Council District 7</u>				
TRAIL: Coyote Creek (Story Road to Selma Olinder Park)		\$10,000	\$10,000	\$10,000
Total Parks and Community Facilities Development - Council District 7		\$10,000	\$10,000	\$10,000
<u>Parks and Community Facilities Development - Lake Cunningham</u>				
Lake Cunningham Bike Park		\$20,000	\$58,000	\$65,000
Total Parks and Community Facilities Development - Lake Cunningham		\$20,000	\$58,000	\$65,000
<u>Parks and Community Facilities Development - Park Trust Fund</u>				
Council District 4 Dog Park	\$15,000	\$31,000	\$32,000	\$33,000
Martin Park Expansion	\$23,000	\$47,000	\$48,000	\$49,000
Santana Park Development			\$4,000	\$9,000
Total Parks and Community Facilities Development - Park Trust Fund	\$38,000	\$78,000	\$84,000	\$91,000
Total Operating Budget Impact	\$55,000	\$157,000	\$289,000	\$297,000

Parks and Community Facilities Development
2015-2019 Adopted Capital Improvement Program

Attachment B - Operating Budget Impact (Other Agencies)

	<u>2015-2016</u>	<u>2016-2017</u>	<u>2017-2018</u>	<u>2018-2019</u>
<u>Parks and Community Facilities Development</u>				
Pellier Park	\$0	\$17,000	\$18,000	\$18,000
TRAIL: Coyote Creek (Flea Market)	\$0	\$5,000	\$5,000	\$5,000
Total Parks and Community Facilities Development	\$0	\$22,000	\$23,000	\$23,000

Parks and Community Facilities Development

2015-2019 Adopted Capital Improvement Program

Attachment C – Description of Five-Year Funding Assumptions

The following assumptions were used in formulating the overall five-year Parks and Community Facilities Development Capital Improvement Program (CIP):

1. The 2015-2019 CIP focuses on the delivery of projects that help the parks system become financially and environmentally sustainable and help mitigate its impact on the General Fund.
2. The plan was formulated in conformance with City Council water conservation and planting policies.
3. Construction and Conveyance (C&C) Tax revenue is allocated according to the “needs-based” allocation criteria adopted by the City Council.
4. A 15% transfer from the Parks Central C&C Tax Fund to the General Fund for operations, including contractual maintenance, is incorporated in each year of the five-year CIP.
5. In January 1996, the City Council approved an additional allocation of up to 5% of each Council District’s annual C&C Tax funds to be made available for enhanced maintenance projects.
6. Parks C&C tax revenue distribution methodology reflects changes to the Park and Community Facilities Inventory as of July 1, 2012.
7. Debt-financed facilities are not included in the inventory for the purpose of C&C revenue distribution until debt is paid off.
8. City-owned facilities will continue to be classified for purposes of C&C Tax revenue distribution according to their functional use by the public and not by how the department manages the facility.
9. PDO and PIO fees are used to develop facilities to serve the neighborhoods/community in which the fees were collected and are budgeted only after receipt. Expenditures are not limited by Council District boundaries. City Council approved three-mile radius nexus requirement for community serving facilities is utilized.
10. The City will continue to pursue one-time and last-chance land acquisition opportunities, including trails and greenways.
11. The City will move forward to implement facility improvements to comply with the Americans with Disabilities Act (ADA).
12. Opportunities for outside funding (e.g., federal, State, and other grants) will be pursued.

Parks and Community Facilities Development
2015-2019 Adopted Capital Improvement Program
Attachment D – Description of Funding Sources

The major revenue sources that support the Parks and Community Facilities Development Capital Improvement Program (P&CFD CIP) are described below.

Construction and Conveyance Tax

The City’s Construction and Conveyance (C&C) Tax has historically been the primary source of support for the P&CFD CIP. This revenue source consists of two taxes — a construction tax levied on residential, commercial and industrial development and a conveyance tax that is levied whenever there is a transfer of real property.

Of the total C&C tax revenues received, the majority is allocated to the Parks and Community Facilities Development Capital Program (64% for the ten Council Districts and Parks City-Wide C&C Tax Funds and 1.2% to the Park Yards C&C Tax Fund), with the remaining funds distributed to the Public Safety, Library, Service Yards, and Communications Capital Programs. The Parks C&C Tax funds are initially deposited into the Park Central C&C Tax Fund from which system-wide non-construction costs, capital equipment, and maintenance costs along with transfers to the General Fund are allocated. The remaining balance is then distributed as follows: one-third to the Parks City-Wide Tax Fund and two-thirds to the ten Council District C&C Tax Funds for neighborhood/community parks and recreational facilities.

Of the amount distributed to the ten Council District C&C Tax Funds, 20% of the total is set aside for equal distribution to the ten Council District C&C Tax Funds (2% per district). This is referred to as the “special needs” allocation. The remainder of the neighborhood/community park C&C tax revenue is distributed to the Council District C&C Tax Funds according to the following four criteria:

- Neighborhood and community-serving park acres per 1,000 population;
- Developed neighborhood and community-serving park acres per 1,000 population;
- Square feet of neighborhood or community-serving center space per 1,000 population; and
- Developed park acres and facilities in good condition per 1,000 population.

This allocation of C&C revenue is referred to as the “needs-based” allocation and will vary district by district based on the above listed criteria.

Parks and Recreation Bond Projects Fund

On November 7, 2000, San José voters approved Measure P, a \$228 million general obligation bond for park and recreational improvements. This bond measure has provided funding over a 10-year period to renovate 69 neighborhood parks, renovate six community and senior centers, add three new community centers, build new sports complexes, expand the City’s trail system at four locations, and enhance four regional park facilities, including implementing a number of improvements and renovations at Happy Hollow Park and Zoo.

Parks and Community Facilities Development
2015-2019 Adopted Capital Improvement Program
Attachment D – Description of Funding Sources

Parkland Dedication Ordinance and Park Impact Ordinance Fees

The City Council adopted the Parkland Dedication Ordinance (PDO) in 1998 and the Park Impact Ordinance (PIO) in 1992. These ordinances require the dedication of land, development of park amenities and/or the payment of in-lieu fees from developers to meet the recreational needs generated by new housing development. The primary purpose of the PDO/PIO is to help achieve the City's adopted service level objectives for neighborhood/community parks. It is important to note that PDO/PIO funds must be allocated to projects that benefit the residents of the housing units that generate the original fees. To that end, the highest priority for use of PDO/PIO fees is acquisition and development of new neighborhood/community parks to serve those housing developments. Second in priority is the development of currently undeveloped neighborhood/community parkland followed by the renovation of existing neighborhood/community park facilities to increase capacity that addresses the impact of new residents. PDO/PIO funds may also support neighborhood-serving elements in regional parks (i.e., the play area at Lake Almaden Regional Park).

In-lieu fees are deposited into the Park Trust Fund on a continuous basis throughout the year. The Council-approved methodology for allocation of these fees is to budget only actual receipts, since it is not possible to project accurately when developers will pay the in-lieu fees. In-lieu fees are collected for housing projects under 51 units or where land dedication is not desirable.

Fee adjustments are made every year based on the Residential Land Value Study in the previous year.

Open Space Authority 20% Funding Program

The Santa Clara County Open Space Authority (OSA) works to preserve open space and create greenbelts, developing and implementing land management policies consistent with ecological values and compatible with agricultural uses that provide proper care of open space lands and allow public access appropriate to the nature of the land for recreation. OSA approved the 20% program to assist participating jurisdictions with their own open space acquisition programs. OSA program funds are allocated among participating jurisdictions based on each jurisdiction's percentage of parcels within the assessment district. In this program, the City has 74% of the parcels assessed. This assessment generates approximately \$450,000 annually toward the City benefit. To access these funds, the City's Parks and Recreation Commission recommends possible open space acquisition properties and/or development of open space facilities to the City Council. If approved by the City Council, the City must then make a formal request to the OSA Board of Directors. If approved, OSA will either place their funds directly into an escrow account for a specified open space acquisition or reimburse the City for improvements built per OSA requirements. The following lists OSA's permitted uses for the 20% funds:

Parks and Community Facilities Development

2015-2019 Adopted Capital Improvement Program

Attachment D – Description of Funding Sources

1. Acquires open space areas that either preserve or restore natural environment, provides scenic preservation, establishes greenbelts and urban buffers, supports agricultural preservation, outdoor recreation areas that are minimally developed, and/or trail connections between open space lands of regional significances, or between urban areas and open space lands.
2. Enhances a site’s open space benefits, including rehabilitation consistent with OSA’s definition of environmental restoration. (Environmental restoration is defined as the improvement or rehabilitation of degraded ecosystems.)
3. Enhances public awareness and appreciation of open space (e.g., trails, overlooks, observation blinds, benches, interpretive signage programs).
4. Converts “abandoned lands” (e.g., utility right-of-ways, surplus school sites, quarries, etc.) into lands with open space benefit consistent with the Authority’s definition of open space.

Federal, State, and Local Grants

The City receives a variety of federal, State, and local grants that provide support to capital projects, generally on a reimbursement basis and many times with matching requirements. Funding requirements and criteria vary depending on the grant.

Parks and Community Facilities Development
2015-2019 Adopted Capital Improvement Program
Attachment E - Public Art Projects

	<u>2014-2015</u>	<u>2015-2016</u>	<u>2016-2017</u>	<u>2017-2018</u>	<u>2018-2019</u>
<u>Parks and Community Facilities Development - Council District 1</u>					
Council District 1 Public Art	\$74,000				
Total Parks and Community Facilities Development - Council District 1	\$74,000				
<u>Parks and Community Facilities Development - Council District 2</u>					
Council District 2 Public Art	\$18,000				
Total Parks and Community Facilities Development - Council District 2	\$18,000				
<u>Parks and Community Facilities Development - Council District 3</u>					
Council District 3 Public Art	\$53,000	\$5,000			
Total Parks and Community Facilities Development - Council District 3	\$53,000	\$5,000			
<u>Parks and Community Facilities Development - Council District 4</u>					
Council District 4 Public Art	\$188,000	\$3,000			
Total Parks and Community Facilities Development - Council District 4	\$188,000	\$3,000			
<u>Parks and Community Facilities Development - Council District 5</u>					
Council District 5 Public Art	\$14,000	\$10,000			
Total Parks and Community Facilities Development - Council District 5	\$14,000	\$10,000			
<u>Parks and Community Facilities Development - Council District 6</u>					
Council District 6 Public Art	\$33,000	\$9,000			
Total Parks and Community Facilities Development - Council District 6	\$33,000	\$9,000			
<u>Parks and Community Facilities Development - Council District 7</u>					
Council District 7 Public Art	\$163,000	\$5,000			
Total Parks and Community Facilities Development - Council District 7	\$163,000	\$5,000			

Parks and Community Facilities Development
2015-2019 Adopted Capital Improvement Program
Attachment E - Public Art Projects

	<u>2014-2015</u>	<u>2015-2016</u>	<u>2016-2017</u>	<u>2017-2018</u>	<u>2018-2019</u>
<u>Parks and Community Facilities Development - Council District 8</u>					
Council District 8 Public Art	\$13,000	\$8,000			
Total Parks and Community Facilities Development - Council District 8	\$13,000	\$8,000			
<u>Parks and Community Facilities Development - Council District 9</u>					
Council District 9 Public Art	\$92,000	\$1,000			
Total Parks and Community Facilities Development - Council District 9	\$92,000	\$1,000			
<u>Parks and Community Facilities Development - Council District 10</u>					
Council District 10 Public Art	\$96,000				
Total Parks and Community Facilities Development - Council District 10	\$96,000				
<u>Parks and Community Facilities Development - City-Wide Parks</u>					
Parks City-Wide Public Art	\$45,000	\$5,000			
Total Parks and Community Facilities Development - City-Wide Parks	\$45,000	\$5,000			
<u>Parks and Community Facilities Development - Park Trust Fund</u>					
Almaden Lake Park Public Art	\$5,000				
Basking Ridge Tot Lot Public Art	\$2,000				
Bernal Park Expansion Public Art	\$2,000				
Columbus Park Restroom and Ball Fields Public Art	\$1,000				
Evergreen Community Center Expansion Public Art	\$1,000				
Glenview Park Infrastructure Improvements Public Art	\$5,000				
Parkview II Park Renovation Public Art	\$5,000				
Penitencia Creek Neighborhood Park Public Art	\$10,000				
Penitencia Creek Park Dog Park Public Art	\$13,000				
Penitencia Creek R2 Public Art	\$10,000				
Rubino Park Public Art	\$5,000				
Total Parks and Community Facilities Development - Park Trust Fund	\$59,000				

Parks and Community Facilities Development
2015-2019 Adopted Capital Improvement Program
Attachment E - Public Art Projects

	<u>2014-2015</u>	<u>2015-2016</u>	<u>2016-2017</u>	<u>2017-2018</u>	<u>2018-2019</u>
<u>Parks and Community Facilities Development - Park Yards</u>					
Park Yards Public Art	\$13,000				
Total Parks and Community Facilities Development - Park Yards	\$13,000				
<u>Parks and Community Facilities Development - Lake Cunningham</u>					
Lake Cunningham Public Art	\$7,000	\$5,000			
Total Parks and Community Facilities Development - Lake Cunningham	\$7,000	\$5,000			
<u>Parks and Community Facilities Development - Bond Projects</u>					
Public Art - Parks and Recreation Bond Projects	\$52,000				
Total Parks and Community Facilities Development - Bond Projects	\$52,000				
Total Public Art Projects	\$920,000	\$51,000			

PAGE IS INTENTIONALLY LEFT BLANK

Parks and Community Facilities Development
2015-2019 Adopted Capital Improvement Program
Summary of Resources

V - 351

	Estimated 2013-2014	2014-2015	2015-2016	2016-2017	2017-2018	2018-2019	5-Year Total
General Fund							
Contributions, Loans and Transfers from: General Fund	25,000	500,000					500,000
Total General Fund	25,000	500,000					500,000
Emma Prusch Fund							
Beginning Fund Balance	358,659	365,659	279,659	274,659	271,659	271,659	365,659 *
Interest Income	2,000	2,000	2,000	2,000	2,000	2,000	10,000
Miscellaneous Revenue	78,000	80,000	83,000	85,000	88,000	90,000	426,000
Total Emma Prusch Fund	438,659	447,659	364,659	361,659	361,659	363,659	801,659 *
Subdivision Park Trust Fund							
Beginning Fund Balance	87,763,152	68,694,646					68,694,646 *
Revenue from Other Agencies: Federal Government	978,000						
Contributions, Loans and Transfers from: General Fund		3,060,000					3,060,000
Interest Income	223,000						
Developer Contributions	8,059,000						
Reserve for Encumbrances	3,372,494						
Total Subdivision Park Trust Fund	100,395,646	71,754,646					71,754,646 *

* The 2015-2016 through 2018-2019 Beginning Balances are excluded from the FIVE-YEAR TOTAL SOURCE OF FUNDS to avoid multiple counting of the same funds.

Parks and Community Facilities Development
2015-2019 Adopted Capital Improvement Program
Summary of Resources

	Estimated 2013-2014	2014-2015	2015-2016	2016-2017	2017-2018	2018-2019	Total
Lake Cunningham Fund							
Beginning Fund Balance	1,139,002	1,054,339	649,339	324,339	492,339	668,339	1,054,339 *
Interest Income	6,000	6,000	6,000	6,000	6,000	6,000	30,000
Miscellaneous Revenue	800,000	808,000	796,000	804,000	812,000	820,000	4,040,000
Reserve for Encumbrances	59,337						
Total Lake Cunningham Fund	2,004,339	1,868,339	1,451,339	1,134,339	1,310,339	1,494,339	5,124,339 *
Parks And Recreation Bond Projects Fund							
Beginning Fund Balance	20,959,257	19,993,256	251,000	90,000			19,993,256 *
Interest Income	68,000	20,000					20,000
Reserve for Encumbrances	11,860,999						
Total Parks And Recreation Bond Projects Fund	32,888,256	20,013,256	251,000	90,000			20,013,256 *

V - 352

* The 2015-2016 through 2018-2019 Beginning Balances are excluded from the FIVE-YEAR TOTAL SOURCE OF FUNDS to avoid multiple counting of the same funds.

Parks and Community Facilities Development
2015-2019 Adopted Capital Improvement Program
Summary of Resources

V - 353

	<u>Estimated 2013-2014</u>	<u>2014-2015</u>	<u>2015-2016</u>	<u>2016-2017</u>	<u>2017-2018</u>	<u>2018-2019</u>	<u>Total</u>
Construction And Conveyance Tax Funds							
Beginning Fund Balance	59,254,579	52,692,564	16,866,564	12,514,564	13,003,564	13,553,564	52,692,564 *
Revenue from Other Agencies:							
State Government	242,000						
Santa Clara Valley Water District			300,000				300,000
County of Santa Clara		250,000					250,000
Other Agencies	2,047,000						
Taxes, Fees and Charges:							
Construction and Conveyance Tax	24,124,000	25,428,000	25,428,000	25,428,000	25,428,000	25,428,000	127,140,000
Contributions, Loans and							
Transfers from:							
General Fund	56,000						
Capital Funds	12,289,000	13,593,000	13,324,000	13,317,000	13,130,000	12,929,000	66,293,000
Interest Income	242,000	329,000	240,000	300,000	323,000	432,000	1,624,000
Developer Contributions	500,000						
Reserve for Encumbrances	2,218,985						
Total Construction And Conveyance Tax Funds	100,973,564	92,292,564	56,158,564	51,559,564	51,884,564	52,342,564	248,299,564 *
TOTAL SOURCE OF FUNDS	236,725,464	186,876,464	58,225,562	53,145,562	53,556,562	54,200,562	346,493,464 *


* The 2015-2016 through 2018-2019 Beginning Balances are excluded from the FIVE-YEAR TOTAL SOURCE OF FUNDS to avoid multiple counting of the same funds.

PAGE IS INTENTIONALLY LEFT BLANK



2014-2015 CAPITAL BUDGET

**2015-2019 CAPITAL
IMPROVEMENT PROGRAM**



**PARKS AND
COMMUNITY FACILITIES
DEVELOPMENT
CAPITAL PROGRAM -
COUNCIL DISTRICT 1**

Parks and Community Facilities Development - Council District 1

2015-2019 Adopted Capital Improvement Program

Source of Funds (Combined)

SOURCE OF FUNDS	Estimated 2013-2014	2014-2015	2015-2016	2016-2017	2017-2018	2018-2019	5-Year Total
<u>District 1 Parks Construction & Conveyance Tax Fund (377)</u>							
Beginning Fund Balance	5,197,210	4,996,021	2,652,021	2,316,021	1,980,021	1,632,021	4,996,021 *
Contributions, Loans and Transfers from:							
Capital Funds							
- Needs-Based Allocation	815,000	685,000	672,000	672,000	662,000	652,000	3,343,000
- Special Needs Allocation	164,000	181,000	177,000	177,000	175,000	172,000	882,000
Reserve for Encumbrances	54,811						
Total District 1 Parks Construction & Conveyance Tax Fund	6,231,021	5,862,021	3,501,021	3,165,021	2,817,021	2,456,021	9,221,021 *
TOTAL SOURCE OF FUNDS	6,231,021	5,862,021	3,501,021	3,165,021	2,817,021	2,456,021	9,221,021 *

* The 2015-2016 through 2018-2019 Beginning Balances are excluded from the FIVE-YEAR TOTAL SOURCE OF FUNDS to avoid multiple counting of the same funds.

Parks and Community Facilities Development - Council District 1

2015-2019 Adopted Capital Improvement Program

Use of Funds (Combined)

USE OF FUNDS	Estimated 2013-2014	2014-2015	2015-2016	2016-2017	2017-2018	2018-2019	5-Year Total
Construction Projects							
Calabazas Basketball Court Renovation	459,000						
Council District 1 Public Art		74,000					74,000
Mise Park Sports Field Development	47,000						
1. Calabazas Park Playground Improvements	9,000	26,000					26,000
2. Mise Park Renovation		775,000					775,000
3. Saratoga Creek Park Booster Pump	50,000	40,000					40,000
Total Construction Projects	565,000	915,000					915,000
Non-Construction							
General Non-Construction							
Council District 1 Park Facilities Development Strategic Plan	25,000						
Minor Building Renovations	35,000	50,000	50,000	50,000	50,000	50,000	250,000
Minor Infrastructure Contract Services	18,000	15,000	15,000	15,000	15,000	15,000	75,000
Minor Park Renovations	50,000	75,000	50,000	50,000	50,000	50,000	275,000
Murdock Park Land Acquisition Debt Service	99,000						
Preliminary Studies	15,000	30,000	30,000	30,000	30,000	30,000	150,000
Strategic Capital Replacement and Maintenance Needs	428,000	390,000	140,000	140,000	140,000	140,000	950,000
4. Calabazas Community Center Renovation Feasibility Study		150,000					150,000
Total General Non-Construction	670,000	710,000	285,000	285,000	285,000	285,000	1,850,000

Parks and Community Facilities Development - Council District 1

2015-2019 Adopted Capital Improvement Program

Use of Funds (Combined)

USE OF FUNDS (CONT'D.)	Estimated 2013-2014	2014-2015	2015-2016	2016-2017	2017-2018	2018-2019	5-Year Total
Non-Construction							
Reserves							
Council District 1 Land Acquisition Reserve		500,000					500,000
Infrastructure Backlog Reserve		900,000	900,000	900,000	900,000	900,000	4,500,000
Starbird Park Improvements Reserve		185,000					185,000
Total Reserves		1,585,000	900,000	900,000	900,000	900,000	5,185,000
Total Non-Construction	670,000	2,295,000	1,185,000	1,185,000	1,185,000	1,185,000	7,035,000
Ending Fund Balance	4,996,021	2,652,021	2,316,021	1,980,021	1,632,021	1,271,021	1,271,021*
TOTAL USE OF FUNDS	6,231,021	5,862,021	3,501,021	3,165,021	2,817,021	2,456,021	9,221,021*

* The 2014-2015 through 2017-2018 Ending Balances are excluded from the FIVE-YEAR TOTAL USE OF FUNDS to avoid multiple counting of the same funds.

PAGE IS INTENTIONALLY LEFT BLANK

Parks and Community Facilities Development - Council District 1

2015-2019 Adopted Capital Improvement Program

Detail of Construction Projects

1. Calabazas Park Playground Improvements

CSA:	Neighborhood Services	Initial Start Date:	3rd Qtr. 2009
CSA Outcome:	Safe and Clean Parks, Facilities and Attractions	Revised Start Date:	
Department:	Parks, Recreation and Neighborhood Services	Initial Completion Date:	4th Qtr. 2011
Council District:	1	Revised Completion Date:	2nd Qtr. 2015
Location:	Rainbow Drive and South Blaney Avenue		

Description: This project provides funding for improvements at Calabazas Park. Project elements include the replacement of existing playground equipment and the resurfacing of the basketball and tennis courts.

Justification: This project provides funding to replace old playground equipment and resurface the basketball and tennis courts to assist with the infrastructure backlog. The renovation will lower the annual maintenance cost, increase usage, and improve safety and accessibility.

EXPENDITURE SCHEDULE (000'S)											
Cost Elements	Prior Years	2013-14 Appn.	2013-14 Estimate	2014-15	2015-16	2016-17	2017-18	2018-19	5-Year Total	Beyond 5-Year	Project Total
Construction	234	35	9	26					26		269
TOTAL	234	35	9	26					26		269

FUNDING SOURCE SCHEDULE (000'S)											
District 1 Parks Construction & Conveyance Tax Fund	234	35	9	26					26		269
TOTAL	234	35	9	26					26		269

ANNUAL OPERATING BUDGET IMPACT (000'S)

None

Major Changes in Project Cost:

2014-2018 CIP - decrease of \$31,000 due to two revocable bid items that were included as part of the construction contract award but were not utilized (utility conflict cost allowance and emergency erosion and sediment control allowance).

Notes:

Additional funding of \$900,000 was provided in the Park Trust Fund (Fund 375) for this project. All project work has already been completed, with the exception of the resurfacing of the basketball and tennis courts, which is anticipated to be completed by June 2015.

FY Initiated:	2010-2011	Appn. #:	7176
Initial Project Budget:	\$300,000	USGBC LEED:	N/A

Parks and Community Facilities Development - Council District 1

2015-2019 Adopted Capital Improvement Program

Detail of Construction Projects

2. Mise Park Renovation

CSA: Neighborhood Services **Initial Start Date:** 3rd Qtr. 2014
CSA Outcome: Safe and Clean Parks, Facilities and Attractions **Revised Start Date:**
Department: Parks, Recreation and Neighborhood Services **Initial Completion Date:** 2nd Qtr. 2015
Council District: 1 **Revised Completion Date:**
Location: Mitty Way and Moorpark Avenue

Description: This project provides funding for renovations at Mise Park. Project elements may include renovating or constructing a new picnic area, gazebo, pathways, irrigation system, trees, furnishings and other park related minor improvements.

Justification: This project provides funding for renovations at the park, which will improve usage opportunities and preserve the infrastructure.

EXPENDITURE SCHEDULE (000'S)

Cost Elements	Prior Years	2013-14 Appn.	2013-14 Estimate	2014-15	2015-16	2016-17	2017-18	2018-19	5-Year Total	Beyond 5-Year	Project Total
Development				20					20		20
Design				70					70		70
Bid & Award				12					12		12
Construction				661					661		661
Post Construction				12					12		12
TOTAL				775					775		775

FUNDING SOURCE SCHEDULE (000'S)

District 1 Parks Construction & Conveyance Tax Fund				775					775		775
TOTAL				775					775		775

ANNUAL OPERATING BUDGET IMPACT (000'S)

None

Major Changes in Project Cost:

None

Notes:

FY Initiated: 2014-2015 **Appn. #:** 7711
Initial Project Budget: \$775,000 **USGBC LEED:** N/A

Parks and Community Facilities Development - Council District 1

2015-2019 Adopted Capital Improvement Program

Detail of Construction Projects

3. Saratoga Creek Park Booster Pump

CSA:	Neighborhood Services	Initial Start Date:	3rd Qtr. 2011
CSA Outcome:	Safe and Clean Parks, Facilities and Attractions	Revised Start Date:	3rd Qtr. 2013
Department:	Parks, Recreation and Neighborhood Services	Initial Completion Date:	2nd Qtr. 2012
Council District:	1	Revised Completion Date:	3rd Qtr. 2014
Location:	Doyle Drive and Lassen Avenue		

Description: This project provides funding for minor renovations at Saratoga Creek Park. Project elements include repairing the existing booster pump and replacing the irrigation controller.

Justification: This project provides funding for the replacement of the booster pump and irrigation controller, which will reduce ongoing maintenance efforts.

EXPENDITURE SCHEDULE (000'S)

Cost Elements	Prior Years	2013-14 Appn.	2013-14 Estimate	2014-15	2015-16	2016-17	2017-18	2018-19	5-Year Total	Beyond 5-Year	Project Total
Construction		90	50	40					40		90
TOTAL		90	50	40					40		90

FUNDING SOURCE SCHEDULE (000'S)

District 1 Parks Construction & Conveyance Tax Fund		90	50	40					40		90
TOTAL		90	50	40					40		90

ANNUAL OPERATING BUDGET IMPACT (000'S)

None

Major Changes in Project Cost:

None

Notes:

FY Initiated:	2011-2012	Appn. #:	7310
Initial Project Budget:	\$90,000	USGBC LEED:	N/A

Parks and Community Facilities Development - Council District 1

2015-2019 Adopted Capital Improvement Program

Detail of Non-Construction Projects

4. Calabazas Community Center Renovation Feasibility Study

CSA: Neighborhood Services
CSA Outcome: Safe and Clean Parks, Facilities and Attractions
Department: Parks, Recreation and Neighborhood Services
Description: This allocation provides funding to conduct a feasibility study for Calabazas Community Center. The feasibility study will evaluate possible renovations to the interior and exterior of the community center, men's and women's bathroom buildings, and the concrete patio area.

EXPENDITURE SCHEDULE (000'S)

Cost Elements	Prior Years	2013-14 Appn.	2013-14 Estimate	2014-15	2015-16	2016-17	2017-18	2018-19	5-Year Total	Beyond 5-Year	Project Total
Master Plan/Study				150					150		150
TOTAL				150					150		150

FUNDING SOURCE SCHEDULE (000'S)

District 1 Parks Construction & Conveyance Tax Fund				150					150		150
TOTAL				150					150		150

Appn. #: 7710

Parks and Community Facilities Development - Council District 1

2015-2019 Adopted Capital Improvement Program

Summary of Reserves

Project Name:	Council District 1 Land Acquisition Reserve	Initial Start Date:	N/A
5-Year CIP Budget:	\$500,000	Revised Start Date:	
Total Budget:	\$500,000	Initial End Date:	N/A
Council District:	1	Revised End Date:	
USGBC LEED:	N/A		

Description: This reserve provides partial funding to acquire land for a future neighborhood park in District 1. This reserve addresses the needs of this community, which is underserved by parks and other recreational facilities.

Project Name:	Infrastructure Backlog Reserve	Initial Start Date:	N/A
5-Year CIP Budget:	\$4,500,000	Revised Start Date:	
Total Budget:	\$4,500,000	Initial End Date:	N/A
Council District:	1	Revised End Date:	
USGBC LEED:	N/A		

Description: This reserve provides partial funding to address deferred maintenance and infrastructure backlog needs, which will be identified through the Infrastructure Backlog Study that is anticipated to be completed fall 2014. An Infrastructure Backlog reserve is included in each Council District Construction and Conveyance Tax Fund and the Parks City-Wide Construction and Conveyance Tax Fund beginning in 2014-2015.

Project Name:	Starbird Park Improvements Reserve	Initial Start Date:	N/A
5-Year CIP Budget:	\$185,000	Revised Start Date:	
Total Budget:	\$185,000	Initial End Date:	N/A
Council District:	1	Revised End Date:	
USGBC LEED:	N/A		


Description: This reserve provides partial funding to renovate and improve the functionality of Starbird Park. Project elements may include replacing the existing irrigation system at the sports field, installing new park benches, repairing the backstop, and installing a chain-link fence. An additional reserve of \$161,000 is provided in the Park Trust Fund (Fund 375) for this future renovation.

PAGE IS INTENTIONALLY LEFT BLANK



2014-2015 CAPITAL BUDGET

**2015-2019 CAPITAL
IMPROVEMENT PROGRAM**



**PARKS AND
COMMUNITY FACILITIES
DEVELOPMENT
CAPITAL PROGRAM -
COUNCIL DISTRICT 2**

Parks and Community Facilities Development - Council District 2

2015-2019 Adopted Capital Improvement Program

Source of Funds (Combined)

SOURCE OF FUNDS	Estimated 2013-2014	2014-2015	2015-2016	2016-2017	2017-2018	2018-2019	5-Year Total
<u>District 2 Parks Construction & Conveyance Tax Fund (378)</u>							
Beginning Fund Balance	1,784,417	1,626,140	411,140	352,140	293,140	525,140	1,626,140 *
Contributions, Loans and Transfers from:							
Capital Funds							
- Needs-Based Allocation	488,000	458,000	449,000	449,000	442,000	436,000	2,234,000
- Special Needs Allocation	164,000	181,000	177,000	177,000	175,000	172,000	882,000
Reserve for Encumbrances	723						
Total District 2 Parks Construction & Conveyance Tax Fund	2,437,140	2,265,140	1,037,140	978,140	910,140	1,133,140	4,742,140 *
TOTAL SOURCE OF FUNDS	2,437,140	2,265,140	1,037,140	978,140	910,140	1,133,140	4,742,140 *

* The 2015-2016 through 2018-2019 Beginning Balances are excluded from the FIVE-YEAR TOTAL SOURCE OF FUNDS to avoid multiple counting of the same funds.

Parks and Community Facilities Development - Council District 2

2015-2019 Adopted Capital Improvement Program

Use of Funds (Combined)

USE OF FUNDS	Estimated 2013-2014	2014-2015	2015-2016	2016-2017	2017-2018	2018-2019	5-Year Total
Construction Projects							
Calero Park Play Lot Renovation	50,000						
Council District 2 Public Art		18,000					18,000
Sports Fields Minor Improvements	8,000						
1. Basking Ridge Park Improvements		100,000					100,000
2. RAMAC Park Landscape Improvements		50,000					50,000
3. Silver Leaf Park Renovation		515,000					515,000
4. Southside Community Center Improvements	15,000	286,000					286,000
Total Construction Projects	73,000	969,000					969,000
Non-Construction							
General Non-Construction							
Edenvale Community Center Fixtures, Furnishings and Equipment	209,000						
Infrastructure Backlog Study	12,000						
Minor Building Renovations	25,000	50,000	50,000	50,000	50,000	50,000	250,000
Minor Infrastructure Contract Services	16,000	15,000	15,000	15,000	15,000	15,000	75,000
Minor Park Renovations	115,000	50,000	50,000	50,000	50,000	50,000	250,000
Preliminary Studies	15,000	30,000	30,000	30,000	30,000	30,000	150,000
Southside Community Center Childcare Portable Feasibility Study	57,000						
Strategic Capital Replacement and Maintenance Needs	289,000	340,000	140,000	140,000	140,000	140,000	900,000
Total General Non-Construction	738,000	485,000	285,000	285,000	285,000	285,000	1,625,000

Parks and Community Facilities Development - Council District 2
2015-2019 Adopted Capital Improvement Program

Use of Funds (Combined)

USE OF FUNDS (CONT'D.)	Estimated 2013-2014	2014-2015	2015-2016	2016-2017	2017-2018	2018-2019	5-Year Total
Non-Construction							
Reserves							
Infrastructure Backlog Reserve		100,000	100,000	100,000	100,000	100,000	500,000
Southside Community Center Improvements Reserve		300,000	300,000	300,000			900,000
Total Reserves		400,000	400,000	400,000	100,000	100,000	1,400,000
Total Non-Construction	738,000	885,000	685,000	685,000	385,000	385,000	3,025,000
Ending Fund Balance	1,626,140	411,140	352,140	293,140	525,140	748,140	748,140*
TOTAL USE OF FUNDS	2,437,140	2,265,140	1,037,140	978,140	910,140	1,133,140	4,742,140*

* The 2014-2015 through 2017-2018 Ending Balances are excluded from the FIVE-YEAR TOTAL USE OF FUNDS to avoid multiple counting of the same funds.

PAGE IS INTENTIONALLY LEFT BLANK

Parks and Community Facilities Development - Council District 2

2015-2019 Adopted Capital Improvement Program

Detail of Construction Projects

1. Basking Ridge Park Improvements

CSA: Neighborhood Services **Initial Start Date:** 3rd Qtr. 2014
CSA Outcome: Safe and Clean Parks, Facilities and Attractions **Revised Start Date:**
Department: Parks, Recreation and Neighborhood Services **Initial Completion Date:** 2nd Qtr. 2015
Council District: 2 **Revised Completion Date:**
Location: Chelsea Crossing and Esplanade Lane

Description: This project provides funding for minor improvements at Basking Ridge Park. Project elements include repairing the turf area that has been damaged by wild pigs, installing additional fencing, and landscaping improvements.

Justification: This project provides funding for improvements to the neighborhood park, which will increase usage opportunities and preserve the infrastructure.

EXPENDITURE SCHEDULE (000'S)

Cost Elements	Prior Years	2013-14 Appn.	2013-14 Estimate	2014-15	2015-16	2016-17	2017-18	2018-19	5-Year Total	Beyond 5-Year	Project Total
Development				7					7		7
Design				12					12		12
Bid & Award				3					3		3
Construction				75					75		75
Post Construction				3					3		3
TOTAL				100					100		100

FUNDING SOURCE SCHEDULE (000'S)

District 2 Parks Construction & Conveyance Tax Fund				100					100		100
TOTAL				100					100		100

ANNUAL OPERATING BUDGET IMPACT (000'S)

None

Major Changes in Project Cost:

None

Notes:

FY Initiated: 2014-2015 **Appn. #:** 7712
Initial Project Budget: \$100,000 **USGBC LEED:** N/A

Parks and Community Facilities Development - Council District 2

2015-2019 Adopted Capital Improvement Program

Detail of Construction Projects

2. RAMAC Park Landscape Improvements

CSA:	Neighborhood Services	Initial Start Date:	3rd Qtr. 2013
CSA Outcome:	Safe and Clean Parks, Facilities and Attractions	Revised Start Date:	
Department:	Parks, Recreation and Neighborhood Services	Initial Completion Date:	2nd Qtr. 2015
Council District:	2	Revised Completion Date:	
Location:	Lexington Avenue and Charlotte Drive		

Description: This project provides funding for landscaping improvements at RAMAC Park. Project elements may include replacing the plastic edging along the paver pathway in the park with a concrete mowband, installing additional fencing along the perimeter of the park, renovating the irrigation system, and making repairs to the paver pathway.

Justification: This project funds improvements to the neighborhood park, which may reduce maintenance efforts and increase usage opportunities.

EXPENDITURE SCHEDULE (000'S)

Cost Elements	Prior Years	2013-14 Appn.	2013-14 Estimate	2014-15	2015-16	2016-17	2017-18	2018-19	5-Year Total	Beyond 5-Year	Project Total
Construction				50					50		50
TOTAL				50					50		50

FUNDING SOURCE SCHEDULE (000'S)

District 2 Parks Construction & Conveyance Tax Fund									50		50
TOTAL				50					50		50

ANNUAL OPERATING BUDGET IMPACT (000'S)

None

Major Changes in Project Cost:

None

Notes:

Additional funding of \$131,000 is provided in the Park Trust Fund (Fund 375) for this project.

FY Initiated:	2014-2015	Appn. #:	7713
Initial Project Budget:	\$50,000	USGBC LEED:	N/A

Parks and Community Facilities Development - Council District 2

2015-2019 Adopted Capital Improvement Program

Detail of Construction Projects

3. Silver Leaf Park Renovation

CSA:	Neighborhood Services	Initial Start Date:	3rd Qtr. 2014
CSA Outcome:	Safe and Clean Parks, Facilities and Attractions	Revised Start Date:	
Department:	Parks, Recreation and Neighborhood Services	Initial Completion Date:	2nd Qtr. 2015
Council District:	2	Revised Completion Date:	
Location:	Silver Leaf Road		

Description: This project provides funding to renovate the existing play area at Silver Leaf Park. Project elements may include replacing the play equipment, re-surfacing the play lots, installing exercise stations, replacing the drinking fountains, and installing security lighting.

Justification: This project renovates the neighborhood park, replaces antiquated play equipment, and provides security lighting, which will improve usage opportunities and meet the recreational needs of the community.

EXPENDITURE SCHEDULE (000'S)											
Cost Elements	Prior Years	2013-14 Appn.	2013-14 Estimate	2014-15	2015-16	2016-17	2017-18	2018-19	5-Year Total	Beyond 5-Year	Project Total
Development				15					15		15
Design				85					85		85
Bid & Award				15					15		15
Construction				400					400		400
TOTAL				515					515		515

FUNDING SOURCE SCHEDULE (000'S)											
District 2 Parks Construction & Conveyance Tax Fund				515					515		515
TOTAL				515					515		515

ANNUAL OPERATING BUDGET IMPACT (000'S)											
None											

Major Changes in Project Cost:

None

Notes:

FY Initiated:	2014-2015	Appn. #:	7714
Initial Project Budget:	\$515,000	USGBC LEED:	N/A

Parks and Community Facilities Development - Council District 2

2015-2019 Adopted Capital Improvement Program

Detail of Construction Projects

4. Southside Community Center Improvements

CSA:	Neighborhood Services	Initial Start Date:	3rd Qtr. 2013
CSA Outcome:	Safe and Clean Parks, Facilities and Attractions	Revised Start Date:	
Department:	Parks, Recreation and Neighborhood Services	Initial Completion Date:	4th Qtr. 2014
Council District:	2	Revised Completion Date:	
Location:	5585 Cottle Drive		

Description: This project provides funding for improvements at Southside Community Center. Project elements include the installation of a new electronic marquee sign and replacement of the air conditioning equipment on the roof of the buildings.

Justification: This project provides funding for improvements at Southside Community Center that will increase awareness of the center and replace a deficient air conditioning system.

EXPENDITURE SCHEDULE (000'S)

Cost Elements	Prior Years	2013-14 Appn.	2013-14 Estimate	2014-15	2015-16	2016-17	2017-18	2018-19	5-Year Total	Beyond 5-Year	Project Total
Development		5	5								5
Design		25	10	15					15		25
Bid & Award		40		40					40		40
Construction		195		231					231		231
TOTAL		265	15	286					286		301

FUNDING SOURCE SCHEDULE (000'S)

District 2 Parks Construction & Conveyance Tax Fund		265	15	286					286		301
TOTAL		265	15	286					286		301

ANNUAL OPERATING BUDGET IMPACT (000'S)

None

Major Changes in Project Cost:

None

Notes:

FY Initiated:	2013-2014	Appn. #:	7509
Initial Project Budget:	\$301,000	USGBC LEED:	N/A

Parks and Community Facilities Development - Council District 2

2015-2019 Adopted Capital Improvement Program

Summary of Reserves

Project Name:	Infrastructure Backlog Reserve	Initial Start Date:	N/A
5-Year CIP Budget:	\$500,000	Revised Start Date:	
Total Budget:	\$500,000	Initial End Date:	N/A
Council District:	2	Revised End Date:	
USGBC LEED:	N/A		

Description: This reserve provides partial funding to address deferred maintenance and infrastructure backlog needs, which will be identified through the Infrastructure Backlog Study that is anticipated to be completed fall 2014. An Infrastructure Backlog reserve is included in each Council District Construction and Conveyance Tax Fund and the Parks City-Wide Construction and Conveyance Tax Fund beginning in 2014-2015.

Project Name:	Southside Community Center Improvements Reserve	Initial Start Date:	N/A
5-Year CIP Budget:	\$900,000	Revised Start Date:	
Total Budget:	\$900,000	Initial End Date:	N/A
Council District:	2	Revised End Date:	
USGBC LEED:	N/A		


Description: This reserve provides partial funding for future improvements at Southside Community Center. Improvements at the community center may include replacing the deteriorating portable building and reconfiguring the fourth wing children's restrooms.

PAGE IS INTENTIONALLY LEFT BLANK



2014-2015 CAPITAL BUDGET

**2015-2019 CAPITAL
IMPROVEMENT PROGRAM**



**PARKS AND
COMMUNITY FACILITIES
DEVELOPMENT
CAPITAL PROGRAM -
COUNCIL DISTRICT 3**

Parks and Community Facilities Development - Council District 3

2015-2019 Adopted Capital Improvement Program

Source of Funds (Combined)

SOURCE OF FUNDS	Estimated 2013-2014	2014-2015	2015-2016	2016-2017	2017-2018	2018-2019	5-Year Total
<u>District 3 Parks Construction & Conveyance Tax Fund (380)</u>							
Beginning Fund Balance	1,369,656	1,292,441	671,441	541,441	786,441	1,017,441	1,292,441 *
Contributions, Loans and Transfers from:							
Capital Funds							
- Needs-Based Allocation	318,000	814,000	798,000	798,000	786,000	774,000	3,970,000
- Special Needs Allocation	164,000	181,000	177,000	177,000	175,000	172,000	882,000
Developer Contributions							
- ROEM Builders, Inc.: First and Rosemary Park	450,000						
Reserve for Encumbrances	179,785						
Total District 3 Parks Construction & Conveyance Tax Fund	2,481,441	2,287,441	1,646,441	1,516,441	1,747,441	1,963,441	6,144,441 *
TOTAL SOURCE OF FUNDS	2,481,441	2,287,441	1,646,441	1,516,441	1,747,441	1,963,441	6,144,441 *

* The 2015-2016 through 2018-2019 Beginning Balances are excluded from the FIVE-YEAR TOTAL SOURCE OF FUNDS to avoid multiple counting of the same funds.

Parks and Community Facilities Development - Council District 3

2015-2019 Adopted Capital Improvement Program

Use of Funds (Combined)

USE OF FUNDS	Estimated 2013-2014	2014-2015	2015-2016	2016-2017	2017-2018	2018-2019	5-Year Total
Construction Projects							
Arena Green Playground Renovation	20,000						
Council District 3 Public Art		53,000	5,000				58,000
Watson Site Clean-up and Restoration	238,000						
1. McEnery Park Playground Renovation		24,000					24,000
2. Roosevelt Park Improvements		80,000	470,000				550,000
3. Watson Park Improvements		400,000					400,000
Total Construction Projects	258,000	557,000	475,000				1,032,000
Non-Construction							
General Non-Construction							
Minor Building Renovations	37,000	50,000	50,000	50,000	50,000	50,000	250,000
Minor Infrastructure Contract Services	30,000	15,000	15,000	15,000	15,000	15,000	75,000
Minor Park Renovations	40,000	60,000	60,000	60,000	60,000	60,000	300,000
Pool Repairs	25,000	44,000	30,000	30,000	30,000	30,000	164,000
Preliminary Studies	15,000	35,000	35,000	35,000	35,000	35,000	175,000
Rincon South Area Park Land Acquisition	450,000						
Roosevelt Community Center Fixtures, Furnishings and Equipment	18,000						
Ryland Park Dog Park Feasibility Study	15,000						
Strategic Capital Replacement and Maintenance Needs	287,000	190,000	140,000	140,000	140,000	140,000	750,000

Parks and Community Facilities Development - Council District 3

2015-2019 Adopted Capital Improvement Program

Use of Funds (Combined)

USE OF FUNDS (CONT'D.)	Estimated 2013-2014	2014-2015	2015-2016	2016-2017	2017-2018	2018-2019	5-Year Total
Non-Construction							
General Non-Construction							
Watson Park Soccer Field Fixtures, Furnishings and Equipment	14,000						
4. TRAIL: Guadalupe River Master Plan (Chynoweth Avenue to Virginia Street)		100,000					100,000
Total General Non-Construction	931,000	494,000	330,000	330,000	330,000	330,000	1,814,000
Reserves							
Infrastructure Backlog Reserve		300,000	300,000	400,000	400,000	400,000	1,800,000
Ryland Park Dog Park Renovation Reserve		15,000					15,000
TRAIL: Five Wounds Land Acquisition Reserve		250,000					250,000
Total Reserves		565,000	300,000	400,000	400,000	400,000	2,065,000
Total Non-Construction	931,000	1,059,000	630,000	730,000	730,000	730,000	3,879,000
Ending Fund Balance	1,292,441	671,441	541,441	786,441	1,017,441	1,233,441	1,233,441*
TOTAL USE OF FUNDS	2,481,441	2,287,441	1,646,441	1,516,441	1,747,441	1,963,441	6,144,441*

V - 377

* The 2014-2015 through 2017-2018 Ending Balances are excluded from the FIVE-YEAR TOTAL USE OF FUNDS to avoid multiple counting of the same funds.

PAGE IS INTENTIONALLY LEFT BLANK

Parks and Community Facilities Development - Council District 3

2015-2019 Adopted Capital Improvement Program

Detail of Construction Projects

1. McEnery Park Playground Renovation

CSA:	Neighborhood Services	Initial Start Date:	3rd Qtr. 2011
CSA Outcome:	Safe and Clean Parks, Facilities and Attractions	Revised Start Date:	
Department:	Parks, Recreation and Neighborhood Services	Initial Completion Date:	2nd Qtr. 2012
Council District:	3	Revised Completion Date:	2nd Qtr. 2015
Location:	West San Fernando Street		

Description: This project provides funding to replace the playground equipment at McEnery Park. The existing playground equipment at the park is antiquated and requires a high level of maintenance.

Justification: This project provides funding to replace existing playground equipment, which will increase usage and improve the safety for all park users.

EXPENDITURE SCHEDULE (000'S)

Cost Elements	Prior Years	2013-14 Appn.	2013-14 Estimate	2014-15	2015-16	2016-17	2017-18	2018-19	5-Year Total	Beyond 5-Year	Project Total
Construction	15	24		24					24		39
TOTAL	15	24		24					24		39

FUNDING SOURCE SCHEDULE (000'S)

District 3 Parks Construction & Conveyance Tax Fund	15	24		24					24		39
TOTAL	15	24		24					24		39

ANNUAL OPERATING BUDGET IMPACT (000'S)

None

Major Changes in Project Cost:

None

Notes:

FY Initiated:	2011-2012	Appn. #:	7315
Initial Project Budget:	\$40,000	USGBC LEED:	N/A

Parks and Community Facilities Development - Council District 3

2015-2019 Adopted Capital Improvement Program

Detail of Construction Projects

2. Roosevelt Park Improvements

CSA:	Neighborhood Services	Initial Start Date:	1st Qtr. 2015
CSA Outcome:	Safe and Clean Parks, Facilities and Attractions	Revised Start Date:	
Department:	Parks, Recreation and Neighborhood Services	Initial Completion Date:	2nd Qtr 2016
Council District:	3	Revised Completion Date:	
Location:	901 East Santa Clara Street		

Description: This project provides funding for improvements at Roosevelt Park. Project elements may include renovating the existing electrical system, installing night lighting at the roller hockey rink and softball field, removing the scorekeeper booth, renovating the backstop area, and installing a drainage system under the roller hockey rink.

Justification: This project provides funding for improvements at the park, which may improve revenue generating opportunities, preserve infrastructure, and improve usage opportunities.

EXPENDITURE SCHEDULE (000'S)

Cost Elements	Prior Years	2013-14 Appn.	2013-14 Estimate	2014-15	2015-16	2016-17	2017-18	2018-19	5-Year Total	Beyond 5-Year	Project Total
Development				20					20		20
Design				60					60		60
Bid & Award					15				15		15
Construction					450				450		450
Post Construction					5				5		5
TOTAL				80	470				550		550

FUNDING SOURCE SCHEDULE (000'S)

District 3 Parks Construction & Conveyance Tax Fund											
				80	470				550		550
TOTAL				80	470				550		550

ANNUAL OPERATING BUDGET IMPACT (000'S)

None

Major Changes in Project Cost:

None

Notes:

FY Initiated:	2014-2015	Appn. #:	7715
Initial Project Budget:	\$550,000	USGBC LEED:	N/A

Parks and Community Facilities Development - Council District 3

2015-2019 Adopted Capital Improvement Program

Detail of Construction Projects

3. Watson Park Improvements

CSA:	Neighborhood Services	Initial Start Date:	4th Qtr. 2014
CSA Outcome:	Safe and Clean Parks, Facilities and Attractions	Revised Start Date:	
Department:	Parks, Recreation and Neighborhood Services	Initial Completion Date:	2nd Qtr. 2016
Council District:	3	Revised Completion Date:	
Location:	East Jackson Street and 22nd Street		

Description: This project provides funding to implement master planned improvements at Watson Park. Project elements may include construction of a group picnic area and volleyball courts, installation of fencing along the Coyote Creek riparian edge, planting of additional trees throughout the park, installation of additional shade structures throughout the park and at the existing play area, and minor renovations to the dog park area.

Justification: This project renovates the neighborhood park which will improve usage opportunities and meet the recreational needs of the community.

EXPENDITURE SCHEDULE (000'S)

Cost Elements	Prior Years	2013-14 Appn.	2013-14 Estimate	2014-15	2015-16	2016-17	2017-18	2018-19	5-Year Total	Beyond 5-Year	Project Total
Construction				400					400		400
TOTAL				400					400		400

FUNDING SOURCE SCHEDULE (000'S)

District 3 Parks Construction & Conveyance Tax Fund									400		400
TOTAL				400					400		400

ANNUAL OPERATING BUDGET IMPACT (000'S)

None

Major Changes in Project Cost:

None

Notes:

Additional funding of \$900,000 is provided in the Park Trust Fund (Fund 375) for this project.

FY Initiated:	2014-2015	Appn. #:	7709
Initial Project Budget:	\$400,000	USGBC LEED:	N/A

Parks and Community Facilities Development - Council District 3

2015-2019 Adopted Capital Improvement Program

Detail of Non-Construction Projects

4. TRAIL: Guadalupe River Master Plan (Chynoweth Avenue to Virginia Street)

CSA: Neighborhood Services
CSA Outcome: Safe and Clean Parks, Facilities and Attractions
Department: Parks, Recreation and Neighborhood Services
Description: This allocation provides funding to prepare master plan and CEQA documentation for a future 5.0 mile paved trail system linking the existing trail from Chynoweth Avenue (South San José) to Virginia Street (Downtown San José).

EXPENDITURE SCHEDULE (000'S)											
Cost Elements	Prior Years	2013-14 Appn.	2013-14 Estimate	2014-15	2015-16	2016-17	2017-18	2018-19	5-Year Total	Beyond 5-Year	Project Total
Master Plan/Study			100						100		100
TOTAL			100						100		100
FUNDING SOURCE SCHEDULE (000'S)											
District 3 Parks Construction & Conveyance Tax Fund			100						100		100
TOTAL			100						100		100

Notes:

This project is funded by the Council District 3 Construction and Conveyance Tax Fund (\$100,000 - Fund 380), Council District 6 Construction and Conveyance Tax Fund (\$100,000 - Fund 384), Council District 9 Construction and Conveyance Tax Fund (\$100,000 - Fund 388), Council District 10 Construction and Conveyance Tax Fund (\$100,000 - Fund 389), and Parks City-Wide Construction and Conveyance Tax Fund (\$100,000 - Fund 391).

Appn. #: 7708

Parks and Community Facilities Development - Council District 3

2015-2019 Adopted Capital Improvement Program

Summary of Reserves

Project Name:	Infrastructure Backlog Reserve	Initial Start Date:	N/A
5-Year CIP Budget:	\$1,800,000	Revised Start Date:	
Total Budget:	\$1,800,000	Initial End Date:	N/A
Council District:	3	Revised End Date:	
USGBC LEED:	N/A		

Description: This reserve provides partial funding to address deferred maintenance and infrastructure backlog needs, which will be identified through the Infrastructure Backlog Study that is anticipated to be completed fall 2014. An Infrastructure Backlog reserve is included in each Council District Construction and Conveyance Tax Fund and the Parks City-Wide Construction and Conveyance Tax Fund beginning in 2014-2015.

Project Name:	Ryland Park Dog Park Renovation Reserve	Initial Start Date:	N/A
5-Year CIP Budget:	\$15,000	Revised Start Date:	
Total Budget:	\$15,000	Initial End Date:	N/A
Council District:	3	Revised End Date:	
USGBC LEED:	N/A		

Description: This reserve provides partial funding for future renovations at Ryland Park Dog Park.

Project Name:	TRAIL: Five Wounds Land Acquisition Reserve	Initial Start Date:	N/A
5-Year CIP Budget:	\$250,000	Revised Start Date:	
Total Budget:	\$250,000	Initial End Date:	N/A
Council District:	3	Revised End Date:	
USGBC LEED:	N/A		


Description: This reserve provides funding to acquire land for the future development of a trail along a former railway alignment, between Highway 280 and Mabury Road.

PAGE IS INTENTIONALLY LEFT BLANK



2014-2015 CAPITAL BUDGET

**2015-2019 CAPITAL
IMPROVEMENT PROGRAM**



**PARKS AND
COMMUNITY FACILITIES
DEVELOPMENT
CAPITAL PROGRAM -
COUNCIL DISTRICT 4**

Parks and Community Facilities Development - Council District 4

2015-2019 Adopted Capital Improvement Program

Source of Funds (Combined)

SOURCE OF FUNDS	Estimated 2013-2014	2014-2015	2015-2016	2016-2017	2017-2018	2018-2019	5-Year Total
<u>District 4 Parks Construction & Conveyance Tax Fund (381)</u>							
Beginning Fund Balance	5,490,666	4,105,877	538,877	615,877	729,877	838,877	4,105,877 *
Revenue from Other Agencies:							
<u>Santa Clara Valley Water District</u>							
– TRAIL: Penitencia Creek Reach 1B (Noble Avenue to Dorel Drive)			300,000				300,000
<u>Other Agencies</u>							
– Association of Bay Area Governments: TRAIL: Bay Trail Reach 9	200,000						
Contributions, Loans and Transfers from:							
<u>Capital Funds</u>							
– Needs-Based Allocation	657,000	496,000	486,000	486,000	479,000	471,000	2,418,000
– Special Needs Allocation	164,000	181,000	177,000	177,000	175,000	172,000	882,000
Reserve for Encumbrances	64,211						
Total District 4 Parks Construction & Conveyance Tax Fund	6,575,877	4,782,877	1,501,877	1,278,877	1,383,877	1,481,877	7,705,877 *
TOTAL SOURCE OF FUNDS	6,575,877	4,782,877	1,501,877	1,278,877	1,383,877	1,481,877	7,705,877 *

* The 2015-2016 through 2018-2019 Beginning Balances are excluded from the FIVE-YEAR TOTAL SOURCE OF FUNDS to avoid multiple counting of the same funds.

Parks and Community Facilities Development - Council District 4

2015-2019 Adopted Capital Improvement Program

Use of Funds (Combined)

USE OF FUNDS	Estimated 2013-2014	2014-2015	2015-2016	2016-2017	2017-2018	2018-2019	5-Year Total
Construction Projects							
Agnews Property Acquisition	1,291,000						
Berryessa Community Center Minor Improvements	23,000						
Council District 4 Public Art	34,000	188,000	3,000				191,000
TRAIL: Guadalupe River Under- crossing (Tasman Drive)	520,000						
TRAIL: Lower Guadalupe River (Gold Street to Highway 880)	25,000						
1. Alviso Park Improvements		95,000	336,000				431,000
2. Overfelt Gardens Cultural Facility Restoration	12,000	38,000					38,000
3. TRAIL: Penitencia Creek Reach 1B (Noble Avenue to Dorel Drive)		485,000					485,000
Total Construction Projects	1,905,000	806,000	339,000				1,145,000
Non-Construction							
General Non-Construction							
Minor Building Renovations	20,000	20,000	20,000	20,000	20,000	20,000	100,000
Minor Infrastructure Contract Services	16,000	15,000	15,000	15,000	15,000	15,000	75,000
Minor Park Renovations	70,000	50,000	50,000	50,000	50,000	50,000	250,000
Pool Repairs	5,000	31,000	18,000	18,000	18,000	18,000	103,000
Preliminary Studies	15,000	35,000	35,000	35,000	35,000	35,000	175,000
Strategic Capital Replacement and Maintenance Needs	270,000	320,000	140,000	140,000	140,000	140,000	880,000
4. Berryessa Community Center Debt Service	169,000	167,000	169,000	171,000	167,000	192,000	866,000
Total General Non-Construction	565,000	638,000	447,000	449,000	445,000	470,000	2,449,000

Parks and Community Facilities Development - Council District 4
2015-2019 Adopted Capital Improvement Program

Use of Funds (Combined)

USE OF FUNDS (CONT'D.)	Estimated 2013-2014	2014-2015	2015-2016	2016-2017	2017-2018	2018-2019	5-Year Total
Non-Construction							
Reserves							
Agnews Land Acquisition Reserve		2,700,000					2,700,000
Infrastructure Backlog Reserve		100,000	100,000	100,000	100,000	100,000	500,000
Total Reserves		2,800,000	100,000	100,000	100,000	100,000	3,200,000
Total Non-Construction	565,000	3,438,000	547,000	549,000	545,000	570,000	5,649,000
Ending Fund Balance	4,105,877	538,877	615,877	729,877	838,877	911,877	911,877*
TOTAL USE OF FUNDS	6,575,877	4,782,877	1,501,877	1,278,877	1,383,877	1,481,877	7,705,877*

* The 2014-2015 through 2017-2018 Ending Balances are excluded from the FIVE-YEAR TOTAL USE OF FUNDS to avoid multiple counting of the same funds.

PAGE IS INTENTIONALLY LEFT BLANK

Parks and Community Facilities Development - Council District 4

2015-2019 Adopted Capital Improvement Program

Detail of Construction Projects

1. Alviso Park Improvements

CSA:	Neighborhood Services	Initial Start Date:	3rd Qtr. 2011
CSA Outcome:	Safe and Clean Parks, Facilities and Attractions	Revised Start Date:	3rd Qtr. 2012
Department:	Parks, Recreation and Neighborhood Services	Initial Completion Date:	2nd Qtr. 2012
Council District:	4	Revised Completion Date:	2nd Qtr. 2016
Location:	Wilson Way and North First Street		

Description: This project provides funding for minor improvements at Alviso Park. Project elements may include irrigation repairs, replacement of park furnishings, landscaping improvements, installation of new fencing, and other minor park improvements.

Justification: This project provides funding for minor improvements at the park, which will improve the safety for park users and may reduce maintenance efforts.

EXPENDITURE SCHEDULE (000'S)

Cost Elements	Prior Years	2013-14 Appn.	2013-14 Estimate	2014-15	2015-16	2016-17	2017-18	2018-19	5-Year Total	Beyond 5-Year	Project Total
Development	9	20		20					20		29
Design			75	75					75		75
Bid & Award		15			15				15		15
Construction		21			316				316		316
Post Construction					5				5		5
TOTAL	9	131		95	336				431		440

FUNDING SOURCE SCHEDULE (000'S)

District 4 Parks Construction & Conveyance Tax Fund	9	131		95	336				431		440
TOTAL	9	131		95	336				431		440

ANNUAL OPERATING BUDGET IMPACT (000'S)

None

Major Changes in Project Cost:

2015-2019 CIP - increase of \$300,000 due to refinements to project scope and construction cost elements.

Notes:

FY Initiated:	2011-2012	Appn. #:	7316
Initial Project Budget:	\$140,000	USGBC LEED:	N/A

Parks and Community Facilities Development - Council District 4

2015-2019 Adopted Capital Improvement Program

Detail of Construction Projects

2. Overfelt Gardens Cultural Facility Restoration

CSA:	Neighborhood Services	Initial Start Date:	3rd Qtr. 2013
CSA Outcome:	Safe and Clean Parks, Facilities and Attractions	Revised Start Date:	
Department:	Parks, Recreation and Neighborhood Services	Initial Completion Date:	2nd Qtr. 2014
Council District:	5	Revised Completion Date:	2nd Qtr. 2015
Location:	McKee Road and Educational Park Drive		

Description: This project provides partial funding to repair the roofs and cultural infrastructure, such as statues and monuments, at the Overfelt Gardens Cultural facility.

Justification: This project provides funding for repairs that are needed in order to maintain the durability of the infrastructure.

EXPENDITURE SCHEDULE (000'S)

Cost Elements	Prior Years	2013-14 Appn.	2013-14 Estimate	2014-15	2015-16	2016-17	2017-18	2018-19	5-Year Total	Beyond 5-Year	Project Total
Construction		50	12	38					38		50
TOTAL		50	12	38					38		50

FUNDING SOURCE SCHEDULE (000'S)

District 4 Parks Construction & Conveyance Tax Fund		50	12	38					38		50
TOTAL		50	12	38					38		50

ANNUAL OPERATING BUDGET IMPACT (000'S)

None

Major Changes in Project Cost:

None

Notes:

Additional funding of \$50,000 is provided in the Council District 5 Construction and Conveyance Tax Fund (Fund 382) for this project.

FY Initiated:	2013-2014	Appn. #:	7505
Initial Project Budget:	\$50,000	USGBC LEED:	N/A

Parks and Community Facilities Development - Council District 4

2015-2019 Adopted Capital Improvement Program

Detail of Construction Projects

3. TRAIL: Penitencia Creek Reach 1B (Noble Avenue to Dorel Drive)

CSA:	Neighborhood Services	Initial Start Date:	2nd Qtr. 2012
CSA Outcome:	Vibrant Cultural, Learning and Leisure Opportunities	Revised Start Date:	
Department:	Parks, Recreation and Neighborhood Services	Initial Completion Date:	2nd Qtr. 2014
Council District:	4	Revised Completion Date:	2nd Qtr. 2015
Location:	Penitencia Creek; Noble Avenue to Dorel Drive		

Description: This project provides partial funding for the design and construction of a 0.35 mile paved trail along Penitencia Creek. When completed, this trail will extend from Noble Avenue to Dorel Drive, leading towards Alum Rock Park. Project elements include construction of a 0.35 mile trail, signage, striping, and a gateway. Several sections of trail will be developed as "boardwalk" to minimize damage to endangered California sycamore trees.

Justification: Development of trails is consistent with the City Council adopted Greenprint, General Plan, and Green Vision.

EXPENDITURE SCHEDULE (000'S)											
Cost Elements	Prior Years	2013-14 Appn.	2013-14 Estimate	2014-15	2015-16	2016-17	2017-18	2018-19	5-Year Total	Beyond 5-Year	Project Total
Construction		461		485					485		485
TOTAL		461		485					485		485

FUNDING SOURCE SCHEDULE (000'S)											
District 4 Parks Construction & Conveyance Tax Fund		461		485					485		485
TOTAL		461		485					485		485

ANNUAL OPERATING BUDGET IMPACT (000'S)											
Maintenance					1	1	1	1			
Operating					6	6	6	6			
TOTAL					7	7	7	7			

Major Changes in Project Cost:

2013-2017 CIP - increase of \$185,000 due to refinements to the project scope and construction cost elements.

Notes:

Additional funding of \$1,948,000 is provided in the Park Trust Fund (Fund 375) for this project. A grant totaling \$300,000 has been awarded from the Santa Clara Valley Water District for this project. Once this funding is received, the Council District 4 Construction and Conveyance Tax Fund will be reimbursed accordingly.

FY Initiated:	2011-2012	Appn. #:	7305
Initial Project Budget:	\$300,000	USGBC LEED:	N/A

Parks and Community Facilities Development - Council District 4

2015-2019 Adopted Capital Improvement Program

Detail of Non-Construction Projects

4. Berryessa Community Center Debt Service

CSA: Neighborhood Services
CSA Outcome: Safe and Clean Parks, Facilities and Attractions
Department: Parks, Recreation and Neighborhood Services
Description: This allocation provides necessary funding for the annual debt service payment for the construction of the Berryessa Community Center.

EXPENDITURE SCHEDULE (000'S)

Cost Elements	Prior Years	2013-14 Appn.	2013-14 Estimate	2014-15	2015-16	2016-17	2017-18	2018-19	5-Year Total	Beyond 5-Year	Project Total
Debt Service	3,153	169	169	167	169	171	167	192	866		4,188
TOTAL	3,153	169	169	167	169	171	167	192	866		4,188

FUNDING SOURCE SCHEDULE (000'S)

District 4 Parks Construction & Conveyance Tax Fund	3,153	169	169	167	169	171	167	192	866		4,188
TOTAL	3,153	169	169	167	169	171	167	192	866		4,188

Notes:

This allocation was previously titled "Transfer to the Community Facilities Debt Service Fund". This annual debt service payment is scheduled to be completed in August 2018.

Appn. #: 0005, 7105

Parks and Community Facilities Development - Council District 4

2015-2019 Adopted Capital Improvement Program

Summary of Reserves

Project Name:	Agnews Land Acquisition Reserve	Initial Start Date:	N/A
5-Year CIP Budget:	\$2,700,000	Revised Start Date:	
Total Budget:	\$2,700,000	Initial End Date:	N/A
Council District:	4	Revised End Date:	
USGBC LEED:	N/A		

Description: This reserve provides additional funding for future site demolition and clean-up work at the recently acquired Agnews property. Funding of \$16.4 million was allocated in the Park Trust Fund (\$15.1 million) and Council District 4 Construction and Conveyance Tax Fund (\$1.3 million) in 2013-2014 for property acquisition and preliminary site demolition and clean-up work.

Project Name:	Infrastructure Backlog Reserve	Initial Start Date:	N/A
5-Year CIP Budget:	\$500,000	Revised Start Date:	
Total Budget:	\$500,000	Initial End Date:	N/A
Council District:	4	Revised End Date:	
USGBC LEED:	N/A		


Description: This reserve provides partial funding to address deferred maintenance and infrastructure backlog needs, which will be identified through the Infrastructure Backlog Study that is anticipated to be completed fall 2014. An Infrastructure Backlog reserve is included in each Council District Construction and Conveyance Tax Fund and the Parks City-Wide Construction and Conveyance Tax Fund beginning in 2014-2015.

PAGE IS INTENTIONALLY LEFT BLANK



2014-2015 CAPITAL BUDGET

**2015-2019 CAPITAL
IMPROVEMENT PROGRAM**



**PARKS AND
COMMUNITY FACILITIES
DEVELOPMENT
CAPITAL PROGRAM -
COUNCIL DISTRICT 5**

Parks and Community Facilities Development - Council District 5

2015-2019 Adopted Capital Improvement Program

Source of Funds (Combined)

SOURCE OF FUNDS	Estimated 2013-2014	2014-2015	2015-2016	2016-2017	2017-2018	2018-2019	5-Year Total
<u>District 5 Parks Construction & Conveyance Tax Fund (382)</u>							
Beginning Fund Balance	5,077,948	4,565,535	1,152,535	505,535	895,535	1,268,535	4,565,535 *
Contributions, Loans and Transfers from:							
Capital Funds							
- Needs-Based Allocation	824,000	1,043,000	1,023,000	1,023,000	1,008,000	993,000	5,090,000
- Special Needs Allocation	164,000	181,000	177,000	177,000	175,000	172,000	882,000
Reserve for Encumbrances	14,587						
Total District 5 Parks Construction & Conveyance Tax Fund	6,080,535	5,789,535	2,352,535	1,705,535	2,078,535	2,433,535	10,537,535 *
TOTAL SOURCE OF FUNDS	6,080,535	5,789,535	2,352,535	1,705,535	2,078,535	2,433,535	10,537,535 *

* The 2015-2016 through 2018-2019 Beginning Balances are excluded from the FIVE-YEAR TOTAL SOURCE OF FUNDS to avoid multiple counting of the same funds.

Parks and Community Facilities Development - Council District 5

2015-2019 Adopted Capital Improvement Program

Use of Funds (Combined)

<u>USE OF FUNDS</u>	<u>Estimated 2013-2014</u>	<u>2014-2015</u>	<u>2015-2016</u>	<u>2016-2017</u>	<u>2017-2018</u>	<u>2018-2019</u>	<u>5-Year Total</u>
<u>Construction Projects</u>							
Capitol Park Renovation	100,000						
Council District 5 Public Art	21,000	14,000	10,000				24,000
TRAIL: Lower Silver Creek Reach VI (Dobern Bridge to Foxdale Drive)	296,000						
1. Alum Rock Park Log Cabin Renovation		100,000					100,000
2. Hank Lopez Community Center Renovation		150,000					150,000
3. Hillview Park Renovation	13,000	749,000					749,000
4. Mayfair Park Improvements		50,000	50,000				100,000
5. Mayfair Park Pedestrian Gate		25,000					25,000
6. Overfelt Gardens Cultural Facility Restoration	20,000	30,000					30,000
7. Plata Arroyo Park Improvements		147,000	977,000				1,124,000
8. TRAIL: Lower Silver Creek Reach 4/5A (Alum Rock Avenue to Highway 680)	505,000	790,000					790,000
Total Construction Projects	955,000	2,055,000	1,037,000				3,092,000
<u>Non-Construction</u>							
<u>General Non-Construction</u>							
Alum Rock School District Sports Field Partnership (Sheppard Middle School)	50,000						
Infrastructure Backlog Study	1,000						
Minor Building Renovations	30,000	50,000	50,000	50,000	50,000	50,000	250,000
Minor Infrastructure Contract Services	22,000	15,000	15,000	15,000	15,000	15,000	75,000

Parks and Community Facilities Development - Council District 5

2015-2019 Adopted Capital Improvement Program

Use of Funds (Combined)

V - 397

USE OF FUNDS (CONT'D.)	Estimated 2013-2014	2014-2015	2015-2016	2016-2017	2017-2018	2018-2019	5-Year Total
Non-Construction							
General Non-Construction							
Minor Park Renovations	93,000	50,000	50,000	50,000	50,000	50,000	250,000
Pool Repairs	46,000	155,000	25,000	25,000	25,000	25,000	255,000
Preliminary Studies	15,000	30,000	30,000	30,000	30,000	30,000	150,000
Strategic Capital Replacement and Maintenance Needs	283,000	340,000	140,000	140,000	140,000	140,000	900,000
9. Emma Prusch Back Acreage	2,000	45,000					45,000
10. Hank Lopez Community Center Fixtures, Furnishings and Equipment	18,000	97,000					97,000
11. Ocala Middle School Joint- Use		250,000					250,000
12. TRAIL: Lower Silver Creek Retaining Wall		100,000					100,000
Total General Non-Construction	560,000	1,132,000	310,000	310,000	310,000	310,000	2,372,000
Reserves							
31st Street Park Land Acquisition Reserve		450,000					450,000
Infrastructure Backlog Reserve		500,000	500,000	500,000	500,000	500,000	2,500,000
TRAIL: Lower Silver Creek (Jackson Avenue to Capitol Avenue) Reserve		200,000					200,000
TRAIL: Lower Silver Creek (McKee Road to Alum Rock Avenue) Reserve		300,000					300,000
Total Reserves		1,450,000	500,000	500,000	500,000	500,000	3,450,000
Total Non-Construction	560,000	2,582,000	810,000	810,000	810,000	810,000	5,822,000

Parks and Community Facilities Development - Council District 5
2015-2019 Adopted Capital Improvement Program

Use of Funds (Combined)

USE OF FUNDS (CONT'D.)	Estimated 2013-2014	2014-2015	2015-2016	2016-2017	2017-2018	2018-2019	5-Year Total
Ending Fund Balance	4,565,535	1,152,535	505,535	895,535	1,268,535	1,623,535	1,623,535 *
TOTAL USE OF FUNDS	6,080,535	5,789,535	2,352,535	1,705,535	2,078,535	2,433,535	10,537,535 *

* The 2014-2015 through 2017-2018 Ending Balances are excluded from the FIVE-YEAR TOTAL USE OF FUNDS to avoid multiple counting of the same funds.

Parks and Community Facilities Development - Council District 5

2015-2019 Adopted Capital Improvement Program

Detail of Construction Projects

1. Alum Rock Park Log Cabin Renovation

CSA:	Neighborhood Services	Initial Start Date:	4th Qtr. 2014
CSA Outcome:	Safe and Clean Parks, Facilities and Attractions	Revised Start Date:	
Department:	Parks, Recreation and Neighborhood Services	Initial Completion Date:	2nd Qtr. 2015
Council District:	City-wide	Revised Completion Date:	
Location:	Alum Rock Avenue and Penitencia Creek Road		

Description: This project provides funding to renovate the existing log cabin at Alum Rock Park. Project elements may include restoring the structural and visual aspects of the cabin and making repairs that will improve the safety of the cabin for visitor usage.

Justification: This project provides funding to renovate the existing log cabin, which will improve usage opportunities and address safety concerns.

EXPENDITURE SCHEDULE (000'S)

Cost Elements	Prior Years	2013-14 Appn.	2013-14 Estimate	2014-15	2015-16	2016-17	2017-18	2018-19	5-Year Total	Beyond 5-Year	Project Total
Construction				100					100		100
TOTAL				100					100		100

FUNDING SOURCE SCHEDULE (000'S)

District 5 Parks Construction & Conveyance Tax Fund									100		100
TOTAL				100					100		100

ANNUAL OPERATING BUDGET IMPACT (000'S)

None

Major Changes in Project Cost:

None

Notes:

Additional funding of \$100,000 is provided in the Parks City-Wide Construction and Conveyance Tax Fund (Fund 391) for this project.

FY Initiated:	2014-2015	Appn. #:	7701
Initial Project Budget:	\$100,000	USGBC LEED:	N/A

Parks and Community Facilities Development - Council District 5

2015-2019 Adopted Capital Improvement Program

Detail of Construction Projects

2. Hank Lopez Community Center Renovation

CSA:	Neighborhood Services	Initial Start Date:	3rd Qtr. 2014
CSA Outcome:	Safe and Clean Parks, Facilities and Attractions	Revised Start Date:	
Department:	Parks, Recreation and Neighborhood Services	Initial Completion Date:	4th Qtr. 2014
Council District:	5	Revised Completion Date:	
Location:	1694 Adrian Way		

Description: This project provides funding for renovations to the Hank Lopez Community Center. Project elements include interior and exterior upgrades, such as applying new paint and installing new tiles and carpet.

Justification: This project provides funding for needed upgrades to the community center, which will enhance the existing interior and exterior areas.

EXPENDITURE SCHEDULE (000'S)

Cost Elements	Prior Years	2013-14 Appn.	2013-14 Estimate	2014-15	2015-16	2016-17	2017-18	2018-19	5-Year Total	Beyond 5-Year	Project Total
Construction				150					150		150
TOTAL				150					150		150

FUNDING SOURCE SCHEDULE (000'S)

District 5 Parks Construction & Conveyance Tax Fund									150		150
TOTAL				150					150		150

ANNUAL OPERATING BUDGET IMPACT (000'S)

None

Major Changes in Project Cost:

None

Notes:

FY Initiated:	2014-2015	Appn. #:	7718
Initial Project Budget:	\$150,000	USGBC LEED:	N/A

Parks and Community Facilities Development - Council District 5

2015-2019 Adopted Capital Improvement Program

Detail of Construction Projects

3. Hillview Park Renovation

CSA:	Neighborhood Services	Initial Start Date:	1st Qtr. 2014
CSA Outcome:	Safe and Clean Parks, Facilities and Attractions	Revised Start Date:	
Department:	Parks, Recreation and Neighborhood Services	Initial Completion Date:	2nd Qtr. 2015
Council District:	5	Revised Completion Date:	
Location:	Adrian Avenue and Ocala Avenue		

Description: This project provides funding for renovations at Hillview Park. Project elements may include construction of an exercise path/track with directional signage, mileage markers, exercise stations, a concrete pathway, and the relocation of the picnic area and benches.

Justification: This project provides funding for renovations that will enhance the functionality and recreational benefit of this heavily used neighborhood park.

EXPENDITURE SCHEDULE (000'S)

Cost Elements	Prior Years	2013-14 Appn.	2013-14 Estimate	2014-15	2015-16	2016-17	2017-18	2018-19	5-Year Total	Beyond 5-Year	Project Total
Development		50	13	37					37		50
Design		130		130					130		130
Bid & Award		27		27					27		27
Construction		495		544					544		544
Post Construction				11					11		11
TOTAL		702	13	749					749		762

FUNDING SOURCE SCHEDULE (000'S)

District 5 Parks Construction & Conveyance Tax Fund		702	13	749					749		762
TOTAL		702	13	749					749		762

ANNUAL OPERATING BUDGET IMPACT (000'S)

None

Major Changes in Project Cost:

None

Notes:

FY Initiated:	2013-2014	Appn. #:	7503
Initial Project Budget:	\$750,000	USGBC LEED:	N/A

Parks and Community Facilities Development - Council District 5

2015-2019 Adopted Capital Improvement Program

Detail of Construction Projects

4. Mayfair Park Improvements

CSA:	Neighborhood Services	Initial Start Date:	3rd Qtr. 2014
CSA Outcome:	Safe and Clean Parks, Facilities and Attractions	Revised Start Date:	
Department:	Parks, Recreation and Neighborhood Services	Initial Completion Date:	2nd Qtr. 2016
Council District:	5	Revised Completion Date:	
Location:	2039 Kammerer Avenue		

Description: This project provides funding for improvements at Mayfair Park. Project elements may include constructing a new walking pathway, installing new lighting, upgrading the irrigation system, and renovating the existing turf.

Justification: This project provides funding for improvements to the neighborhood park, which will enhance the existing features of the park, improve usage opportunities, and meet the recreational needs of the community.

EXPENDITURE SCHEDULE (000'S)											
Cost Elements	Prior Years	2013-14 Appn.	2013-14 Estimate	2014-15	2015-16	2016-17	2017-18	2018-19	5-Year Total	Beyond 5-Year	Project Total
Construction				50	50				100		100
TOTAL				50	50				100		100

FUNDING SOURCE SCHEDULE (000'S)											
District 5 Parks Construction & Conveyance Tax Fund				50	50				100		100
TOTAL				50	50				100		100

ANNUAL OPERATING BUDGET IMPACT (000'S)

None

Major Changes in Project Cost:

None

Notes:

FY Initiated:	2014-2015	Appn. #:	7719
Initial Project Budget:	\$100,000	USGBC LEED:	N/A

Parks and Community Facilities Development - Council District 5

2015-2019 Adopted Capital Improvement Program

Detail of Construction Projects

5. Mayfair Park Pedestrian Gate

CSA:	Neighborhood Services	Initial Start Date:	1st Qtr. 2014
CSA Outcome:	Safe and Clean Parks, Facilities and Attractions	Revised Start Date:	3rd Qtr. 2014
Department:	Parks, Recreation and Neighborhood Services	Initial Completion Date:	2nd Qtr. 2014
Council District:	5	Revised Completion Date:	2nd Qtr. 2015
Location:	Kammerer Road		

Description: This project provides funding for the installation of a pedestrian gate that will allow neighborhood access to Mayfair Park and Mayfair Community Center.

Justification: The installation of a pedestrian gate at the northern end of Mayfair Park will allow residents to easily access the park and community center from East San Antonio Street.

EXPENDITURE SCHEDULE (000'S)

Cost Elements	Prior Years	2013-14 Appn.	2013-14 Estimate	2014-15	2015-16	2016-17	2017-18	2018-19	5-Year Total	Beyond 5-Year	Project Total
Development		5		5					5		5
Design		3		3					3		3
Bid & Award		1		1					1		1
Construction		16		16					16		16
TOTAL		25		25					25		25

FUNDING SOURCE SCHEDULE (000'S)

District 5 Parks Construction & Conveyance Tax Fund		25		25					25		25
TOTAL		25		25					25		25

ANNUAL OPERATING BUDGET IMPACT (000'S)

None

Major Changes in Project Cost:

None

Notes:

FY Initiated:	2013-2014	Appn. #:	7504
Initial Project Budget:	\$25,000	USGBC LEED:	N/A

Parks and Community Facilities Development - Council District 5

2015-2019 Adopted Capital Improvement Program

Detail of Construction Projects

6. Overfelt Gardens Cultural Facility Restoration

CSA:	Neighborhood Services	Initial Start Date:	3rd Qtr. 2013
CSA Outcome:	Safe and Clean Parks, Facilities and Attractions	Revised Start Date:	
Department:	Parks, Recreation and Neighborhood Services	Initial Completion Date:	2nd Qtr. 2014
Council District:	5	Revised Completion Date:	2nd Qtr. 2015
Location:	McKee Road and Educational Park Drive		

Description: This project provides partial funding to repair the roofs and cultural infrastructure, such as statues and monuments, at the Overfelt Gardens Cultural facility.

Justification: This project provides funding for repairs that are needed in order to maintain the durability of the infrastructure.

EXPENDITURE SCHEDULE (000'S)											
Cost Elements	Prior Years	2013-14 Appn.	2013-14 Estimate	2014-15	2015-16	2016-17	2017-18	2018-19	5-Year Total	Beyond 5-Year	Project Total
Construction		50	20	30					30		50
TOTAL		50	20	30					30		50

FUNDING SOURCE SCHEDULE (000'S)											
Cost Elements	Prior Years	2013-14 Appn.	2013-14 Estimate	2014-15	2015-16	2016-17	2017-18	2018-19	5-Year Total	Beyond 5-Year	Project Total
District 5 Parks Construction & Conveyance Tax Fund		50	20	30					30		50
TOTAL		50	20	30					30		50

ANNUAL OPERATING BUDGET IMPACT (000'S)											
None											

Major Changes in Project Cost:

None

Notes:

Additional funding of \$50,000 is provided in the Council District 4 Construction and Conveyance Tax Fund (Fund 381) for this project.

FY Initiated:	2013-2014	Appn. #:	7505
Initial Project Budget:	\$50,000	USGBC LEED:	N/A

Parks and Community Facilities Development - Council District 5

2015-2019 Adopted Capital Improvement Program

Detail of Construction Projects

7. Plata Arroyo Park Improvements

CSA:	Neighborhood Services	Initial Start Date:	4th Qtr. 2014
CSA Outcome:	Safe and Clean Parks, Facilities and Attractions	Revised Start Date:	
Department:	Parks, Recreation and Neighborhood Services	Initial Completion Date:	4th Qtr. 2015
Council District:	5	Revised Completion Date:	
Location:	North King Road		

Description: This project provides funding for improvements at Plata Arroyo Park. Project elements may include renovating the restroom, modifying the concrete pathway, renovating the irrigation system, constructing a concrete sound wall, expanding the existing playground, installing a picnic area shade structure, planting new trees, installing new exercise stations, constructing a new parking lot, and installing new park signage.

Justification: This project provides funding for improvements to the neighborhood park, which will enhance the existing features of the park, improve usage opportunities, and meet the recreational needs of the community.

EXPENDITURE SCHEDULE (000'S)

Cost Elements	Prior Years	2013-14 Appn.	2013-14 Estimate	2014-15	2015-16	2016-17	2017-18	2018-19	5-Year Total	Beyond 5-Year	Project Total
Development			41						41		41
Design			99						99		99
Bid & Award			7	12					19		19
Construction				961					961		961
Post Construction					4				4		4
TOTAL				147	977				1,124		1,124

FUNDING SOURCE SCHEDULE (000'S)

District 5 Parks Construction & Conveyance Tax Fund											
			147	977					1,124		1,124
TOTAL			147	977					1,124		1,124

ANNUAL OPERATING BUDGET IMPACT (000'S)

None

Major Changes in Project Cost:

None

Notes:

FY Initiated:	2014-2015	Appn. #:	7720
Initial Project Budget:	\$1,124,000	USGBC LEED:	N/A

Parks and Community Facilities Development - Council District 5

2015-2019 Adopted Capital Improvement Program

Detail of Construction Projects

8. TRAIL: Lower Silver Creek Reach 4/5A (Alum Rock Avenue to Highway 680)

CSA:	Neighborhood Services	Initial Start Date:	3rd Qtr. 2010
CSA Outcome:	Vibrant Cultural, Learning and Leisure Opportunities	Revised Start Date:	4th Qtr. 2010
Department:	Parks, Recreation and Neighborhood Services	Initial Completion Date:	2nd Qtr. 2011
Council District:	5	Revised Completion Date:	2nd Qtr. 2016
Location:	Lower Silver Creek Trail; Alum Rock Avenue to Highway 680		
Description:	This project provides partial funding for the design and construction of a new 1.1 mile trail segment along the Lower Silver Creek from Alum Rock Avenue to Highway 680.		
Justification:	Development of trails is consistent with the City Council adopted Greenprint, General Plan, and Green Vision.		

EXPENDITURE SCHEDULE (000'S)

Cost Elements	Prior Years	2013-14 Appn.	2013-14 Estimate	2014-15	2015-16	2016-17	2017-18	2018-19	5-Year Total	Beyond 5-Year	Project Total
Design	128	505	505								633
Bid & Award		10		10					10		10
Construction		780		780					780		780
TOTAL	128	1,295	505	790					790		1,423

FUNDING SOURCE SCHEDULE (000'S)

District 5 Parks Construction & Conveyance Tax Fund	128	1,295	505	790					790		1,423
TOTAL	128	1,295	505	790					790		1,423

ANNUAL OPERATING BUDGET IMPACT (000'S)

Maintenance	5	5	5
Operating	24	25	25
TOTAL	29	30	30

Major Changes in Project Cost:

None

Notes:

Construction documents are currently being prepared for this trail project. Once completed, an updated project cost will be determined. If a funding shortfall is identified, local and grant revenue sources will be explored.

FY Initiated:	2010-2011	Appn. #:	7214
Initial Project Budget:	\$1,425,000	USGBC LEED:	N/A

Parks and Community Facilities Development - Council District 5

2015-2019 Adopted Capital Improvement Program

Detail of Non-Construction Projects

9. Emma Prusch Back Acreage

CSA: Neighborhood Services
CSA Outcome: Safe and Clean Parks, Facilities and Attractions
Department: Parks, Recreation and Neighborhood Services
Description: This project provides funding to support the development of the back acreage of Emma Prusch Park and to complete improvements in support of Veggielution's project. Veggielution was the successful bidder to the Request for Proposal (RFP) for agricultural services and educational programming for the six undeveloped acres in the western portion of Emma Prusch Park.

EXPENDITURE SCHEDULE (000'S)

Cost Elements	Prior Years	2013-14 Appn.	2013-14 Estimate	2014-15	2015-16	2016-17	2017-18	2018-19	5-Year Total	Beyond 5-Year	Project Total
Development	49	47	2	45					45		96
TOTAL	49	47	2	45					45		96

FUNDING SOURCE SCHEDULE (000'S)

District 5 Parks Construction & Conveyance Tax Fund	49	47	2	45					45		96
TOTAL	49	47	2	45					45		96

Appn. #: 7272

10. Hank Lopez Community Center Fixtures, Furnishings and Equipment

CSA: Neighborhood Services
CSA Outcome: Safe and Clean Parks, Facilities and Attractions
Department: Parks, Recreation and Neighborhood Services
Description: This allocation provides funding for the purchase of fixtures, furnishings and equipment (FF&E) for Hank Lopez Community Center. FF&E needs include the replacement of tables and chairs for the multi-purpose rooms and new cubicles for staff members. In addition, funding will be used to purchase a new alarm system that includes outdoor cameras, which may reduce theft and break-ins.

EXPENDITURE SCHEDULE (000'S)

Cost Elements	Prior Years	2013-14 Appn.	2013-14 Estimate	2014-15	2015-16	2016-17	2017-18	2018-19	5-Year Total	Beyond 5-Year	Project Total
Furniture, Fixtures and Equipment		75	18	97					97		115
TOTAL		75	18	97					97		115

FUNDING SOURCE SCHEDULE (000'S)

District 5 Parks Construction & Conveyance Tax Fund		75	18	97					97		115
TOTAL		75	18	97					97		115

Notes:

All FF&E is anticipated to be purchased by June 2015.

Appn. #: 7502

Parks and Community Facilities Development - Council District 5

2015-2019 Adopted Capital Improvement Program

Detail of Non-Construction Projects

11. Ocala Middle School Joint-Use

CSA: Neighborhood Services
CSA Outcome: Vibrant Cultural, Learning and Leisure Opportunities
Department: Parks, Recreation and Neighborhood Services
Description: This allocation provides partial funding for a joint-use agreement with the Alum Rock School District to rehabilitate the softball fields and a play area at Ocala Middle School.

EXPENDITURE SCHEDULE (000'S)											
Cost Elements	Prior Years	2013-14 Appn.	2013-14 Estimate	2014-15	2015-16	2016-17	2017-18	2018-19	5-Year Total	Beyond 5-Year	Project Total
Joint Use Agreement		250		250					250		250
TOTAL		250		250					250		250

FUNDING SOURCE SCHEDULE (000'S)											
District 5 Parks Construction & Conveyance Tax Fund		250		250					250		250
TOTAL		250		250					250		250

Notes:
 Additional funding of \$250,000 is provided in the Council District 8 Construction and Conveyance Tax Fund (Fund 386) for this project. The operating impact associated with this facility is estimated to be \$10,000 annually. However, revenue funding from fees collected for field use should meet or exceed the operating impact. The operating impact and corresponding revenue associated with this facility are included in the 2014-2015 Adopted Operating Budget.

Appn. #: 7637

12. TRAIL: Lower Silver Creek Retaining Wall

CSA: Neighborhood Services
CSA Outcome: Safe and Clean Parks, Facilities and Attractions
Department: Parks, Recreation and Neighborhood Services
Description: This allocation provides partial funding for the City's portion of the cost to design and construct a 100-foot long retaining wall, which will permit access to a pedestrian trail along the Lower Silver Creek Trail. The project will be managed by the Santa Clara Valley Water District as part of its concurrent flood control project to retain soil near a Pacific Gas and Electric utility structure.

EXPENDITURE SCHEDULE (000'S)											
Cost Elements	Prior Years	2013-14 Appn.	2013-14 Estimate	2014-15	2015-16	2016-17	2017-18	2018-19	5-Year Total	Beyond 5-Year	Project Total
Payment to Developers		100		100					100		100
TOTAL		100		100					100		100

FUNDING SOURCE SCHEDULE (000'S)											
District 5 Parks Construction & Conveyance Tax Fund		100		100					100		100
TOTAL		100		100					100		100

Notes:
 Additional funding of \$158,000 is provided in the Park Trust Fund (Fund 375) for this project.

Appn. #: 7511

Parks and Community Facilities Development - Council District 5

2015-2019 Adopted Capital Improvement Program

Summary of Reserves

Project Name:	31st Street Park Land Acquisition Reserve	Initial Start Date:	N/A
5-Year CIP Budget:	\$450,000	Revised Start Date:	
Total Budget:	\$450,000	Initial End Date:	N/A
Council District:	5	Revised End Date:	
USGBC LEED:	N/A		

Description: This reserve provides funding for the future acquisition of land on 31st Street (near Highway 101) for the future development of a neighborhood park.

Project Name:	Infrastructure Backlog Reserve	Initial Start Date:	N/A
5-Year CIP Budget:	\$2,500,000	Revised Start Date:	
Total Budget:	\$2,500,000	Initial End Date:	N/A
Council District:	5	Revised End Date:	
USGBC LEED:	N/A		

Description: This reserve provides partial funding to address deferred maintenance and infrastructure backlog needs, which will be identified through the Infrastructure Backlog Study that is anticipated to be completed fall 2014. An Infrastructure Backlog reserve is included in each Council District Construction and Conveyance Tax Fund and the Parks City-Wide Construction and Conveyance Tax Fund beginning in 2014-2015.

Project Name:	TRAIL: Lower Silver Creek (Jackson Avenue to Capitol Avenue) Reserve	Initial Start Date:	N/A
5-Year CIP Budget:	\$200,000	Revised Start Date:	
Total Budget:	\$200,000	Initial End Date:	N/A
Council District:	5	Revised End Date:	
USGBC LEED:	N/A		

Description: This reserve provides partial funding for the future design and construction of a 0.50 mile paved trail within the Lower Silver Creek Trail channel, spanning from Jackson Avenue to Capitol Avenue. Grant funding will be pursued to support the future development of the trail.

Parks and Community Facilities Development - Council District 5

2015-2019 Adopted Capital Improvement Program

Summary of Reserves


Project Name:	TRAIL: Lower Silver Creek (McKee Road to Alum Rock Avenue) Reserve	Initial Start Date:	N/A
5-Year CIP Budget:	\$300,000	Revised Start Date:	
Total Budget:	\$300,000	Initial End Date:	N/A
Council District:	5	Revised End Date:	
USGBC LEED:	N/A		

Description: This reserve provides partial funding for the future design and construction of a 0.70 mile paved trail within the Lower Silver Creek Trail channel, spanning from McKee Road to Alum Rock Avenue. Grant funding will be pursued to support the future development of the trail.



2014-2015 CAPITAL BUDGET

**2015-2019 CAPITAL
IMPROVEMENT PROGRAM**



**PARKS AND
COMMUNITY FACILITIES
DEVELOPMENT
CAPITAL PROGRAM -
COUNCIL DISTRICT 6**

Parks and Community Facilities Development - Council District 6

2015-2019 Adopted Capital Improvement Program

Source of Funds (Combined)

SOURCE OF FUNDS	Estimated 2013-2014	2014-2015	2015-2016	2016-2017	2017-2018	2018-2019	5-Year Total
<u>District 6 Parks Construction & Conveyance Tax Fund (384)</u>							
Beginning Fund Balance	3,288,582	3,575,265	1,628,265	983,265	1,197,265	1,397,265	3,575,265 *
Revenue from Other Agencies:							
<u>State Government</u>							
- Proposition 84: Buena Vista Park Expansion	242,000						
Contributions, Loans and Transfers from:							
<u>Capital Funds</u>							
- Needs-Based Allocation	1,072,000	844,000	828,000	827,000	815,000	803,000	4,117,000
- Special Needs Allocation	164,000	181,000	177,000	177,000	175,000	172,000	882,000
Reserve for Encumbrances	273,683						
Total District 6 Parks Construction & Conveyance Tax Fund	5,040,265	4,600,265	2,633,265	1,987,265	2,187,265	2,372,265	8,574,265 *
TOTAL SOURCE OF FUNDS	5,040,265	4,600,265	2,633,265	1,987,265	2,187,265	2,372,265	8,574,265 *

V - 411

* The 2015-2016 through 2018-2019 Beginning Balances are excluded from the FIVE-YEAR TOTAL SOURCE OF FUNDS to avoid multiple counting of the same funds.

Parks and Community Facilities Development - Council District 6

2015-2019 Adopted Capital Improvement Program

Use of Funds (Combined)

V - 412

USE OF FUNDS	Estimated 2013-2014	2014-2015	2015-2016	2016-2017	2017-2018	2018-2019	5-Year Total
Construction Projects							
Bascom Community Center - Multi-Service	421,000						
Buena Vista Park Expansion	120,000						
Council District 6 Public Art	157,000	33,000	9,000				42,000
1. Bramhall Park Lawn		130,000	720,000				850,000
2. Bowling Green Renovation							
3. Gregory Plaza Tot Lot		10,000					10,000
4. Landscaping Improvements							
5. River Glen Neighborhood Center Replacement		169,000	131,000				300,000
6. TRAIL: Three Creeks Interim Improvements and Pedestrian Bridge		215,000					215,000
7. Willow Glen Community Center Improvements		450,000					450,000
Total Construction Projects	698,000	1,007,000	860,000				1,867,000
Non-Construction							
General Non-Construction							
Bascom Community Center Fixtures, Furnishings and Equipment	369,000						
Minor Building Renovations	30,000	50,000	50,000	50,000	50,000	50,000	250,000
Minor Infrastructure Contract Services	15,000	15,000	15,000	15,000	15,000	15,000	75,000
Minor Park Renovations	50,000	50,000	50,000	50,000	50,000	50,000	250,000
Preliminary Studies	15,000	35,000	35,000	35,000	35,000	35,000	175,000
Strategic Capital Replacement and Maintenance Needs	194,000	400,000	140,000	140,000	140,000	140,000	960,000
TRAIL: Three Creeks Master Plan (West)	94,000						

Parks and Community Facilities Development - Council District 6

2015-2019 Adopted Capital Improvement Program

Use of Funds (Combined)

USE OF FUNDS (CONT'D.)	Estimated 2013-2014	2014-2015	2015-2016	2016-2017	2017-2018	2018-2019	5-Year Total
Non-Construction							
General Non-Construction							
6. TRAIL: Guadalupe River Master Plan (Chynoweth Avenue to Virginia Street)		100,000					100,000
7. TRAIL: Three Creeks Land Acquisition		365,000					365,000
Total General Non-Construction	767,000	1,015,000	290,000	290,000	290,000	290,000	2,175,000
Reserves							
Aquatics Master Plan Implementation Reserve		100,000					100,000
Council District 6 Future Parksite Acquisition and Development Reserve		250,000					250,000
Infrastructure Backlog Reserve		500,000	500,000	500,000	500,000	500,000	2,500,000
Scottish Rite Parksite Development Reserve		100,000					100,000
Total Reserves		950,000	500,000	500,000	500,000	500,000	2,950,000
Total Non-Construction	767,000	1,965,000	790,000	790,000	790,000	790,000	5,125,000
Ending Fund Balance	3,575,265	1,628,265	983,265	1,197,265	1,397,265	1,582,265	1,582,265*
TOTAL USE OF FUNDS	5,040,265	4,600,265	2,633,265	1,987,265	2,187,265	2,372,265	8,574,265*

V - 413

* The 2014-2015 through 2017-2018 Ending Balances are excluded from the FIVE-YEAR TOTAL USE OF FUNDS to avoid multiple counting of the same funds.

PAGE IS INTENTIONALLY LEFT BLANK

Parks and Community Facilities Development - Council District 6

2015-2019 Adopted Capital Improvement Program

Detail of Construction Projects

1. Bramhall Park Lawn Bowling Green Renovation

CSA:	Neighborhood Services	Initial Start Date:	4th Qtr. 2014
CSA Outcome:	Safe and Clean Parks, Facilities and Attractions	Revised Start Date:	
Department:	Parks, Recreation and Neighborhood Services	Initial Completion Date:	2nd Qtr. 2016
Council District:	6	Revised Completion Date:	
Location:	Willow Street and Camino Ramon		

Description: This project provides funding for renovations at Bramhall Park. Project elements include replacing the existing turf in the lawn bowling green area with artificial turf, constructing new fencing, and replacing park furniture.

Justification: This project provides funding for improvements at the park, which may reduce maintenance efforts and will enhance the appeal of the facility to the community.

EXPENDITURE SCHEDULE (000'S)

Cost Elements	Prior Years	2013-14 Appn.	2013-14 Estimate	2014-15	2015-16	2016-17	2017-18	2018-19	5-Year Total	Beyond 5-Year	Project Total
Development			30						30		30
Design			100						100		100
Bid & Award					15				15		15
Construction					700				700		700
Post Construction					5				5		5
TOTAL				130	720				850		850

FUNDING SOURCE SCHEDULE (000'S)

District 6 Parks Construction & Conveyance Tax Fund											
			130	720					850		850
TOTAL			130	720					850		850

ANNUAL OPERATING BUDGET IMPACT (000'S)

None

Major Changes in Project Cost:

None

Notes:

FY Initiated:	2014-2015	Appn. #:	7723
Initial Project Budget:	\$850,000	USGBC LEED:	N/A

Parks and Community Facilities Development - Council District 6

2015-2019 Adopted Capital Improvement Program

Detail of Construction Projects

2. Gregory Plaza Tot Lot Landscaping Improvements

CSA:	Neighborhood Services	Initial Start Date:	3rd Qtr. 2014
CSA Outcome:	Safe and Clean Parks, Facilities and Attractions	Revised Start Date:	
Department:	Parks, Recreation and Neighborhood Services	Initial Completion Date:	2nd Qtr. 2015
Council District:	6	Revised Completion Date:	
Location:	Gregory Street		

Description: This project provides funding for minor landscaping improvements at Gregory Plaza Tot Lot. Project elements include introducing native plants to the areas surrounding the tot lots, which was requested by the community.

Justification: This project provides funding for landscaping improvements, which will improve usage opportunities and meet the recreational needs of the community.

EXPENDITURE SCHEDULE (000'S)

Cost Elements	Prior Years	2013-14 Appn.	2013-14 Estimate	2014-15	2015-16	2016-17	2017-18	2018-19	5-Year Total	Beyond 5-Year	Project Total
Construction				10					10		10
TOTAL				10					10		10

FUNDING SOURCE SCHEDULE (000'S)

District 6 Parks Construction & Conveyance Tax Fund									10		10
TOTAL									10		10

ANNUAL OPERATING BUDGET IMPACT (000'S)

None

Major Changes in Project Cost:

None

Notes:

FY Initiated:	2014-2015	Appn. #:	7721
Initial Project Budget:	\$10,000	USGBC LEED:	N/A

Parks and Community Facilities Development - Council District 6

2015-2019 Adopted Capital Improvement Program

Detail of Construction Projects

3. River Glen Neighborhood Center Replacement

CSA:	Neighborhood Services	Initial Start Date:	3rd Qtr. 2014
CSA Outcome:	Safe and Clean Parks, Facilities and Attractions	Revised Start Date:	
Department:	Parks, Recreation and Neighborhood Services	Initial Completion Date:	2nd Qtr. 2016
Council District:	6	Revised Completion Date:	
Location:	Pine Avenue and Coastland Avenue		

Description: This project provides funding to remove the antiquated River Glen Neighborhood Center and replace it with a new smaller neighborhood building.

Justification: Replacement of the River Glen Neighborhood Center will improve usage opportunities and meet the recreational needs of the community.

EXPENDITURE SCHEDULE (000'S)

Cost Elements	Prior Years	2013-14 Appn.	2013-14 Estimate	2014-15	2015-16	2016-17	2017-18	2018-19	5-Year Total	Beyond 5-Year	Project Total
Development				5					5		5
Design				40					40		40
Bid & Award				5	5				10		10
Construction				119	121				240		240
Post Construction					5				5		5
TOTAL				169	131				300		300

FUNDING SOURCE SCHEDULE (000'S)

District 6 Parks Construction & Conveyance Tax Fund											
				169	131				300		300
TOTAL				169	131				300		300

ANNUAL OPERATING BUDGET IMPACT (000'S)

None

Major Changes in Project Cost:

None

Notes:

FY Initiated:	2014-2015	Appn. #:	7722
Initial Project Budget:	\$300,000	USGBC LEED:	N/A

Parks and Community Facilities Development - Council District 6

2015-2019 Adopted Capital Improvement Program

Detail of Construction Projects

4. TRAIL: Three Creeks Interim Improvements and Pedestrian Bridge

CSA:	Neighborhood Services	Initial Start Date:	3rd Qtr. 2011
CSA Outcome:	Vibrant Cultural, Learning and Leisure Opportunities	Revised Start Date:	1st Qtr. 2012
Department:	Parks, Recreation and Neighborhood Services	Initial Completion Date:	4th Qtr. 2012
Council District:	6	Revised Completion Date:	2nd Qtr. 2015
Location:	Three Creeks Trail; Coe Avenue to Minnesota Avenue		

Description: This project provides partial funding for improvements along the Three Creeks Trail. Project elements include the installation of signage, replacement of the former bridge with a free-span pedestrian bridge, and installation of fencing. These improvements will allow pedestrian and bicyclists to safely access the open space.

Justification: Development of trails is consistent with the City Council adopted Greenprint, General Plan, and Green Vision.

EXPENDITURE SCHEDULE (000'S)

Cost Elements	Prior Years	2013-14 Appn.	2013-14 Estimate	2014-15	2015-16	2016-17	2017-18	2018-19	5-Year Total	Beyond 5-Year	Project Total
Construction		215		215					215		215
TOTAL		215		215					215		215

FUNDING SOURCE SCHEDULE (000'S)

District 6 Parks Construction & Conveyance Tax Fund		215		215					215		215
TOTAL		215		215					215		215

ANNUAL OPERATING BUDGET IMPACT (000'S)

Maintenance					2	2	2	2			
TOTAL					2	2	2	2			

Major Changes in Project Cost:

None

Notes:

This project is funded from the Council District 6 Construction and Conveyance Tax Fund (Fund 384 - \$215,000), Parks City-Wide Construction and Conveyance Tax Fund (Fund 391 - \$188,000), and the Park Trust Fund (Fund 375 - \$2.2 million). Grant funding has been awarded from the Santa Clara Valley Water District (\$450,000) and the State of California under the Proposition 40 grant program (\$1.8 million) for this project. Once the grant funding has been received, the Council District 6 Construction and Conveyance Tax Fund, the Parks City-Wide Construction and Conveyance Tax Fund, and the Park Trust Fund will be reimbursed accordingly.

FY Initiated:	2011-2012	Appn. #:	7307
Initial Project Budget:	\$215,000	USGBC LEED:	N/A

Parks and Community Facilities Development - Council District 6

2015-2019 Adopted Capital Improvement Program

Detail of Construction Projects

5. Willow Glen Community Center Improvements

CSA:	Neighborhood Services	Initial Start Date:	3rd Qtr. 2013
CSA Outcome:	Safe and Clean Parks, Facilities and Attractions	Revised Start Date:	
Department:	Parks, Recreation and Neighborhood Services	Initial Completion Date:	2nd Qtr. 2014
Council District:	6	Revised Completion Date:	2nd Qtr. 2015
Location:	2175 Lincoln Avenue		

Description: This project provides partial funding for improvements at Willow Glen Community Center. Project elements may include repairing and replacing the air conditioning and heating controls as well as installing double pane windows in the main building of the community center.

Justification: This project is necessary in order to enhance community center patrons' comfort level regarding indoor temperature and to reduce energy costs.

EXPENDITURE SCHEDULE (000'S)

Cost Elements	Prior Years	2013-14 Appn.	2013-14 Estimate	2014-15	2015-16	2016-17	2017-18	2018-19	5-Year Total	Beyond 5-Year	Project Total
Construction		450		450					450		450
TOTAL		450		450					450		450

FUNDING SOURCE SCHEDULE (000'S)

District 6 Parks Construction & Conveyance Tax Fund		450		450					450		450
TOTAL		450		450					450		450

ANNUAL OPERATING BUDGET IMPACT (000'S)

None

Major Changes in Project Cost:

None

Notes:

Additional funding of \$370,000 is provided in the Park Trust Fund (Fund 375) for this project.

FY Initiated:	2013-2014	Appn. #:	7522
Initial Project Budget:	\$450,000	USGBC LEED:	N/A

Parks and Community Facilities Development - Council District 6

2015-2019 Adopted Capital Improvement Program

Detail of Non-Construction Projects

6. TRAIL: Guadalupe River Master Plan (Chynoweth Avenue to Virginia Street)

CSA: Neighborhood Services
CSA Outcome: Safe and Clean Parks, Facilities and Attractions
Department: Parks, Recreation and Neighborhood Services
Description: This allocation provides funding to prepare master plan and CEQA documentation for a future 5.0 mile paved trail system linking the existing trail from Chynoweth Avenue (South San José) to Virginia Street (Downtown San José).

EXPENDITURE SCHEDULE (000'S)											
Cost Elements	Prior Years	2013-14 Appn.	2013-14 Estimate	2014-15	2015-16	2016-17	2017-18	2018-19	5-Year Total	Beyond 5-Year	Project Total
Master Plan/Study				100					100		100
TOTAL				100					100		100
FUNDING SOURCE SCHEDULE (000'S)											
District 6 Parks Construction & Conveyance Tax Fund				100					100		100
TOTAL				100					100		100

Notes:
 This project is funded by the Council District 3 Construction and Conveyance Tax Fund (\$100,000 - Fund 380), Council District 6 Construction and Conveyance Tax Fund (\$100,000 - Fund 384), Council District 9 Construction and Conveyance Tax Fund (\$100,000 - Fund 388), Council District 10 Construction and Conveyance Tax Fund (\$100,000 - Fund 389), and Parks City-Wide Construction and Conveyance Tax Fund (\$100,000 - Fund 391).

Appn. #: 7708

7. TRAIL: Three Creeks Land Acquisition

CSA: Neighborhood Services
CSA Outcome: Vibrant Cultural, Learning and Leisure Opportunities
Department: Parks, Recreation and Neighborhood Services
Description: This project provides funding for the acquisition of necessary properties for the development of the Three Creeks Trail, which may extend up to 2.8 miles.

EXPENDITURE SCHEDULE (000'S)											
Cost Elements	Prior Years	2013-14 Appn.	2013-14 Estimate	2014-15	2015-16	2016-17	2017-18	2018-19	5-Year Total	Beyond 5-Year	Project Total
Property & Land	1,035	365		365					365		1,400
TOTAL	1,035	365		365					365		1,400
FUNDING SOURCE SCHEDULE (000'S)											
District 6 Parks Construction & Conveyance Tax Fund	1,035	365		365					365		1,400
TOTAL	1,035	365		365					365		1,400

Notes:
 This project was previously titled "TRAIL: Willow Glen Spur Acquisition".

Appn. #: 5950

Parks and Community Facilities Development - Council District 6

2015-2019 Adopted Capital Improvement Program

Summary of Reserves

Project Name:	Aquatics Master Plan Implementation Reserve	Initial Start Date:	N/A
5-Year CIP Budget:	\$100,000	Revised Start Date:	
Total Budget:	\$100,000	Initial End Date:	N/A
Council District:	6	Revised End Date:	
USGBC LEED:	N/A		

Description: This reserve provides funding for repairs, renovations, and new facilities as recommended in the Aquatics Master Plan.

Project Name:	Council District 6 Future Parksite Acquisition and Development Reserve	Initial Start Date:	N/A
5-Year CIP Budget:	\$250,000	Revised Start Date:	
Total Budget:	\$250,000	Initial End Date:	N/A
Council District:	6	Revised End Date:	
USGBC LEED:	N/A		

Description: This reserve provides funding to address future Council District 6 priorities related to parksite acquisition and development.

Project Name:	Infrastructure Backlog Reserve	Initial Start Date:	N/A
5-Year CIP Budget:	\$2,500,000	Revised Start Date:	
Total Budget:	\$2,500,000	Initial End Date:	N/A
Council District:	6	Revised End Date:	
USGBC LEED:	N/A		

Description: This reserve provides partial funding to address deferred maintenance and infrastructure backlog needs, which will be identified through the Infrastructure Backlog Study that is anticipated to be completed fall 2014. An Infrastructure Backlog reserve is included in each Council District Construction and Conveyance Tax Fund and the Parks City-Wide Construction and Conveyance Tax Fund beginning in 2014-2015.

Project Name:	Scottish Rite Parksite Development Reserve	Initial Start Date:	N/A
5-Year CIP Budget:	\$100,000	Revised Start Date:	
Total Budget:	\$100,000	Initial End Date:	N/A
Council District:	6	Revised End Date:	
USGBC LEED:	N/A		


Description: This reserve provides partial funding for the future development of a new neighborhood park on land that will be dedicated to the City as part of a developer's parkland dedication ordinance obligation.

PAGE IS INTENTIONALLY LEFT BLANK



2014-2015 CAPITAL BUDGET

**2015-2019 CAPITAL
IMPROVEMENT PROGRAM**



**PARKS AND
COMMUNITY FACILITIES
DEVELOPMENT
CAPITAL PROGRAM -
COUNCIL DISTRICT 7**

Parks and Community Facilities Development - Council District 7

2015-2019 Adopted Capital Improvement Program

Source of Funds (Combined)

SOURCE OF FUNDS	Estimated 2013-2014	2014-2015	2015-2016	2016-2017	2017-2018	2018-2019	5-Year Total
<u>District 7 Parks Construction & Conveyance Tax Fund (385)</u>							
Beginning Fund Balance	7,010,603	3,963,460	401,460	697,460	997,460	1,281,460	3,963,460 *
Contributions, Loans and Transfers from:							
Capital Funds							
- Needs-Based Allocation	777,000	965,000	947,000	946,000	932,000	918,000	4,708,000
- Special Needs Allocation	164,000	181,000	177,000	177,000	175,000	172,000	882,000
Reserve for Encumbrances	139,857						
Total District 7 Parks Construction & Conveyance Tax Fund	8,091,460	5,109,460	1,525,460	1,820,460	2,104,460	2,371,460	9,553,460 *
TOTAL SOURCE OF FUNDS	8,091,460	5,109,460	1,525,460	1,820,460	2,104,460	2,371,460	9,553,460 *

* The 2015-2016 through 2018-2019 Beginning Balances are excluded from the FIVE-YEAR TOTAL SOURCE OF FUNDS to avoid multiple counting of the same funds.

Parks and Community Facilities Development - Council District 7

2015-2019 Adopted Capital Improvement Program

Use of Funds (Combined)

USE OF FUNDS	Estimated 2013-2014	2014-2015	2015-2016	2016-2017	2017-2018	2018-2019	5-Year Total
Construction Projects							
Council District 7 Public Art Santee Neighborhood Action Center Minor Repairs	26,000	163,000	5,000				168,000
1. Dove Hill Park Playground	71,000	783,000					783,000
2. McLaughlin Park Renovation		500,000					500,000
3. Roberto Antonio Balermino Park	2,036,000	358,000					358,000
4. Shirakawa Community Center Renovation		250,000					250,000
5. TRAIL: Coyote Creek (Story Road to Selma Olinder Park)		500,000					500,000
6. West Evergreen Park	1,258,000	304,000					304,000
Total Construction Projects	3,391,000	2,858,000	5,000				2,863,000
Non-Construction							
General Non-Construction							
Minor Building Renovations	50,000	50,000	50,000	50,000	50,000	50,000	250,000
Minor Infrastructure Contract Services	19,000	15,000	15,000	15,000	15,000	15,000	75,000
Minor Park Renovations	50,000	50,000	50,000	50,000	50,000	50,000	250,000
Pool Repairs	39,000	51,000	38,000	38,000	38,000	38,000	203,000
Preliminary Studies	15,000	30,000	30,000	30,000	30,000	30,000	150,000
Seven Trees Community Center Fixtures, Furnishings and Equipment	197,000						
Strategic Capital Replacement and Maintenance Needs	367,000	240,000	140,000	140,000	140,000	140,000	800,000

Parks and Community Facilities Development - Council District 7

2015-2019 Adopted Capital Improvement Program

Use of Funds (Combined)

USE OF FUNDS (CONT'D.)	Estimated 2013-2014	2014-2015	2015-2016	2016-2017	2017-2018	2018-2019	5-Year Total
Non-Construction							
General Non-Construction							
7. TRAIL: Coyote Creek - Singleton Channel Obstruction and Pedestrian Bridge		364,000					364,000
8. TRAIL: Three Creeks (Bellevue Park Expansion) Land Acquisition		600,000					600,000
Total General Non-Construction	737,000	1,400,000	323,000	323,000	323,000	323,000	2,692,000
Reserves							
ACE Charter School (Franklin/McKinley) Reserve		250,000					250,000
Infrastructure Backlog Reserve		200,000	500,000	500,000	500,000	500,000	2,200,000
Total Reserves		450,000	500,000	500,000	500,000	500,000	2,450,000
Total Non-Construction	737,000	1,850,000	823,000	823,000	823,000	823,000	5,142,000
Ending Fund Balance	3,963,460	401,460	697,460	997,460	1,281,460	1,548,460	1,548,460*
TOTAL USE OF FUNDS	8,091,460	5,109,460	1,525,460	1,820,460	2,104,460	2,371,460	9,553,460*

V - 425

* The 2014-2015 through 2017-2018 Ending Balances are excluded from the FIVE-YEAR TOTAL USE OF FUNDS to avoid multiple counting of the same funds.

PAGE IS INTENTIONALLY LEFT BLANK

Parks and Community Facilities Development - Council District 7

2015-2019 Adopted Capital Improvement Program

Detail of Construction Projects

1. Dove Hill Park Playground

CSA:	Neighborhood Services	Initial Start Date:	3rd Qtr. 2013
CSA Outcome:	Safe and Clean Parks, Facilities and Attractions	Revised Start Date:	
Department:	Parks, Recreation and Neighborhood Services	Initial Completion Date:	2nd Qtr. 2015
Council District:	7	Revised Completion Date:	
Location:	Carick Way and Ravens Place Way		

Description: This project provides funding to renovate the playground at Dove Hill Park. Project elements include removing the existing antiquated play equipment and replacing it with new equipment and play surfacing.

Justification: This project replaces outdated play equipment, which will improve usage opportunities and meet the recreational needs of the community.

EXPENDITURE SCHEDULE (000'S)

Cost Elements	Prior Years	2013-14 Appn.	2013-14 Estimate	2014-15	2015-16	2016-17	2017-18	2018-19	5-Year Total	Beyond 5-Year	Project Total
Development		25	25								25
Design		110	46	64					64		110
Bid & Award		18		18					18		18
Construction		588		696					696		696
Post Construction				5					5		5
TOTAL		741	71	783					783		854

FUNDING SOURCE SCHEDULE (000'S)

District 7 Parks Construction & Conveyance Tax Fund		741	71	783					783		854
TOTAL		741	71	783					783		854

ANNUAL OPERATING BUDGET IMPACT (000'S)

None

Major Changes in Project Cost:

None

Notes:

FY Initiated:	2013-2014	Appn. #:	7523
Initial Project Budget:	\$854,000	USGBC LEED:	N/A

Parks and Community Facilities Development - Council District 7

2015-2019 Adopted Capital Improvement Program

Detail of Construction Projects

2. McLaughlin Park Renovation

CSA:	Neighborhood Services	Initial Start Date:	3rd Qtr. 2013
CSA Outcome:	Safe and Clean Parks, Facilities and Attractions	Revised Start Date:	3rd Qtr. 2014
Department:	Parks, Recreation and Neighborhood Services	Initial Completion Date:	4th Qtr. 2015
Council District:	7	Revised Completion Date:	
Location:	Clemence Avenue and Belhurst Avenue		

Description: This project provides funding to renovate McLaughlin Park. Project elements may include replacement of the existing spray park feature, installation of new drinking fountains, construction of a new walkway system, and installation of a new park sign.

Justification: This project provides funding for renovations at McLaughlin Park, which will improve usage opportunities and meet the recreational needs of the community.

EXPENDITURE SCHEDULE (000'S)

Cost Elements	Prior Years	2013-14 Appn.	2013-14 Estimate	2014-15	2015-16	2016-17	2017-18	2018-19	5-Year Total	Beyond 5-Year	Project Total
Development		30		30					30		30
Design		100		100					100		100
Bid & Award				15					15		15
Construction				350					350		350
Post Construction				5					5		5
TOTAL		130		500					500		500

FUNDING SOURCE SCHEDULE (000'S)

District 7 Parks Construction & Conveyance Tax Fund		130		500					500		500
TOTAL		130		500					500		500

ANNUAL OPERATING BUDGET IMPACT (000'S)

None

Major Changes in Project Cost:

None

Notes:

FY Initiated:	2013-2014	Appn. #:	7524
Initial Project Budget:	\$500,000	USGBC LEED:	N/A

Parks and Community Facilities Development - Council District 7

2015-2019 Adopted Capital Improvement Program

Detail of Construction Projects

3. Roberto Antonio Balermino Park

CSA:	Neighborhood Services	Initial Start Date:	3rd Qtr. 2012
CSA Outcome:	Safe and Clean Parks, Facilities and Attractions	Revised Start Date:	
Department:	Parks, Recreation and Neighborhood Services	Initial Completion Date:	1st Qtr. 2014
Council District:	7	Revised Completion Date:	4th Qtr. 2014
Location:	Almaden Road		

Description: This project provides funding for the design and construction of the Roberto Antonio Balermino Park. This new 1.8 acre neighborhood park is located on the west side of Almaden Road, one block south of Alma Avenue, in front of a 318 multi-family low-income housing community. Project elements will include a basketball court, a children's playground, two irrigated turf areas for informal play, a plaza area, site furnishings, security lights, fencing, and associated landscaping.

Justification: The project will address community concerns regarding the lack of neighborhood-serving recreational space.

EXPENDITURE SCHEDULE (000'S)

Cost Elements	Prior Years	2013-14 Appn.	2013-14 Estimate	2014-15	2015-16	2016-17	2017-18	2018-19	5-Year Total	Beyond 5-Year	Project Total
Development	106										106
Design		265	265								265
Bid & Award		21	21								21
Construction		2,099	1,750	349					349		2,099
Post Construction		9		9					9		9
TOTAL	106	2,394	2,036	358					358		2,500

FUNDING SOURCE SCHEDULE (000'S)

District 7 Parks Construction & Conveyance Tax Fund	106	2,394	2,036	358					358	2,500
TOTAL	106	2,394	2,036	358					358	2,500

ANNUAL OPERATING BUDGET IMPACT (000'S)

Maintenance*

TOTAL

Major Changes in Project Cost:

None

Notes:

* The maintenance impact associated with this park is included in the 2014-2015 Adopted Operating Budget.

FY Initiated:	2012-2013	Appn. #:	7423
Initial Project Budget:	\$2,500,000	USGBC LEED:	N/A

Parks and Community Facilities Development - Council District 7

2015-2019 Adopted Capital Improvement Program

Detail of Construction Projects

4. Shirakawa Community Center Renovation

CSA:	Neighborhood Services	Initial Start Date:	3rd Qtr. 2014
CSA Outcome:	Safe and Clean Parks, Facilities and Attractions	Revised Start Date:	
Department:	Parks, Recreation and Neighborhood Services	Initial Completion Date:	2nd Qtr. 2015
Council District:	7	Revised Completion Date:	
Location:	2072 Lucretia Avenue		

Description: This project provides funding for renovations to Shirakawa Community Center. Project elements may include installation of a new Heating, Ventilation and Air Conditioning (HVAC) system, installation of a new door to the existing irrigation controller, and improvements to other structural elements.

Justification: This project provides funding for renovations at Shirakawa Community Center, which will enhance the existing features, improve usage opportunities, and meet the recreational needs of the community.

EXPENDITURE SCHEDULE (000'S)

Cost Elements	Prior Years	2013-14 Appn.	2013-14 Estimate	2014-15	2015-16	2016-17	2017-18	2018-19	5-Year Total	Beyond 5-Year	Project Total
Construction			250						250		250
TOTAL			250						250		250

FUNDING SOURCE SCHEDULE (000'S)

District 7 Parks Construction & Conveyance Tax Fund											
			250						250		250
TOTAL			250						250		250

ANNUAL OPERATING BUDGET IMPACT (000'S)

None

Major Changes in Project Cost:

None

Notes:

FY Initiated:	2014-2015	Appn. #:	7724
Initial Project Budget:	\$250,000	USGBC LEED:	N/A

Parks and Community Facilities Development - Council District 7

2015-2019 Adopted Capital Improvement Program

Detail of Construction Projects

5. TRAIL: Coyote Creek (Story Road to Selma Olinder Park)

CSA:	Neighborhood Services	Initial Start Date:	3rd Qtr. 2013
CSA Outcome:	Safe and Clean Parks, Facilities and Attractions	Revised Start Date:	
Department:	Parks, Recreation and Neighborhood Services	Initial Completion Date:	2nd Qtr. 2016
Council District:	7	Revised Completion Date:	
Location:	Along east bank of Coyote Creek		

Description: This project provides partial funding for the design and construction of a 0.70 mile paved trail along the east bank of Coyote Creek. Project elements include design and construction of the trail, including centerline striping, signage, and decorative gateways. The completed trail reach will link to the existing Coyote Creek Trail within Selma Olinder Park and support future interconnectivity with the future Five Wounds Trail and the planned Coyote Creek Trail south of Story Road.

Justification: Development of trails is consistent with the City Council adopted Greenprint, General Plan, and Green Vision.

EXPENDITURE SCHEDULE (000'S)											
Cost Elements	Prior Years	2013-14 Appn.	2013-14 Estimate	2014-15	2015-16	2016-17	2017-18	2018-19	5-Year Total	Beyond 5-Year	Project Total
Construction				500					500		500
TOTAL				500					500		500

FUNDING SOURCE SCHEDULE (000'S)											
Cost Elements	Prior Years	2013-14 Appn.	2013-14 Estimate	2014-15	2015-16	2016-17	2017-18	2018-19	5-Year Total	Beyond 5-Year	Project Total
District 7 Parks Construction & Conveyance Tax Fund				500					500		500
TOTAL				500					500		500

ANNUAL OPERATING BUDGET IMPACT (000'S)											
Cost Elements	2013-14	2014-15	2015-16	2016-17	2017-18	2018-19					
Maintenance				8	8	8					
Operating				2	2	2					
TOTAL				10	10	10					

Major Changes in Project Cost:

None

Notes:

An additional \$2.0 million is provided in the Park Trust Fund (Fund 375) for this project. This project is partially funded by federal SAFETEA-LU funds on a reimbursement basis. Once grant funding is received the Council District 7 Construction and Conveyance Tax Fund and the Park Trust Fund will be reimbursed accordingly.

FY Initiated:	2013-2014	Appn. #:	7725
Initial Project Budget:	\$500,000	USGBC LEED:	N/A

Parks and Community Facilities Development - Council District 7

2015-2019 Adopted Capital Improvement Program

Detail of Construction Projects

6. West Evergreen Park

CSA:	Neighborhood Services	Initial Start Date:	3rd Qtr. 2012
CSA Outcome:	Safe and Clean Parks, Facilities and Attractions	Revised Start Date:	
Department:	Parks, Recreation and Neighborhood Services	Initial Completion Date:	1st Qtr. 2014
Council District:	7	Revised Completion Date:	3rd Qtr. 2015
Location:	Towers Lane and Aborn Road		

Description: This project provides funding to design and construct a new 1.0 acre neighborhood park in the West Evergreen area. Project elements may include the construction of a play area, trellis, half basketball court, picnic areas, and seat walls.

Justification: The project will address community concerns regarding the lack of neighborhood-serving recreational space.

EXPENDITURE SCHEDULE (000'S)

Cost Elements	Prior Years	2013-14 Appn.	2013-14 Estimate	2014-15	2015-16	2016-17	2017-18	2018-19	5-Year Total	Beyond 5-Year	Project Total
Construction		1,562	1,258	304					304		1,562
TOTAL		1,562	1,258	304					304		1,562

FUNDING SOURCE SCHEDULE (000'S)

District 7 Parks Construction & Conveyance Tax Fund		1,562	1,258	304					304		1,562
TOTAL		1,562	1,258	304					304		1,562

ANNUAL OPERATING BUDGET IMPACT (000'S)

Maintenance*

TOTAL

Major Changes in Project Cost:

None

Notes:

Additional funding of \$353,000 is provided in the Park Trust Fund (Fund 375) for this project.

* The maintenance impact associated with this park is included in the 2014-2015 Adopted Operating Budget.

FY Initiated:	2012-2013	Appn. #:	7422
Initial Project Budget:	\$1,562,000	USGBC LEED:	N/A

Parks and Community Facilities Development - Council District 7

2015-2019 Adopted Capital Improvement Program

Detail of Non-Construction Projects

7. TRAIL: Coyote Creek - Singleton Channel Obstruction and Pedestrian Bridge

CSA: Neighborhood Services
CSA Outcome: Safe and Clean Parks, Facilities and Attractions
Department: Parks, Recreation and Neighborhood Services
Description: This allocation provides funding for the preparation of a feasibility study and design documents related to a future creek obstruction removal within Coyote Creek, which will support the migration of aquatic life. In addition, this allocation will support a feasibility study and design costs related to the replacement of a free-span pedestrian bridge within Coyote Creek.

EXPENDITURE SCHEDULE (000'S)											
Cost Elements	Prior Years	2013-14 Appn.	2013-14 Estimate	2014-15	2015-16	2016-17	2017-18	2018-19	5-Year Total	Beyond 5-Year	Project Total
Design				364					364		364
TOTAL				364					364		364
FUNDING SOURCE SCHEDULE (000'S)											
District 7 Parks Construction & Conveyance Tax Fund				364					364		364
TOTAL				364					364		364

Notes:
 This allocation is funded by the Council District 7 Construction and Conveyance Tax Fund (Fund 385 - \$364,000), Park Trust Fund (Fund 375 - \$163,000), and the Parks City-Wide Construction and Conveyance Tax Fund (Fund 391 - \$373,000).

Appn. #: 7726

8. TRAIL: Three Creeks (Bellevue Park Expansion) Land Acquisition

CSA: Neighborhood Services
CSA Outcome: Safe and Clean Parks, Facilities and Attractions
Department: Parks, Recreation and Neighborhood Services
Description: This allocation provides funding to purchase an existing railroad right-of-way adjacent to Bellevue Park. The purchase of this land will allow for the expansion of Bellevue Park and it will support the future development of the eastern alignment of the Three Creeks Trail.

EXPENDITURE SCHEDULE (000'S)											
Cost Elements	Prior Years	2013-14 Appn.	2013-14 Estimate	2014-15	2015-16	2016-17	2017-18	2018-19	5-Year Total	Beyond 5-Year	Project Total
Property & Land		600		600					600		600
TOTAL		600		600					600		600
FUNDING SOURCE SCHEDULE (000'S)											
District 7 Parks Construction & Conveyance Tax Fund		600		600					600		600
TOTAL		600		600					600		600

Appn. #: 7525

PAGE IS INTENTIONALLY LEFT BLANK

Parks and Community Facilities Development - Council District 7

2015-2019 Adopted Capital Improvement Program

Summary of Reserves

Project Name:	ACE Charter School (Franklin/McKinley)	Initial Start Date:	N/A
	Reserve	Revised Start Date:	
5-Year CIP Budget:	\$250,000	Initial End Date:	N/A
Total Budget:	\$250,000	Revised End Date:	
Council District:	7		
USGBC LEED:	N/A		

Description: This reserve provides future funding to support partnership opportunities with ACE Charter School. ACE Charter School is currently identifying sites for a new school in the Franklin/McKinley area.

Project Name:	Infrastructure Backlog Reserve	Initial Start Date:	N/A
5-Year CIP Budget:	\$2,200,000	Revised Start Date:	
Total Budget:	\$2,200,000	Initial End Date:	N/A
Council District:	7	Revised End Date:	
USGBC LEED:	N/A		


Description: This reserve provides partial funding to address deferred maintenance and infrastructure backlog needs, which will be identified through the Infrastructure Backlog Study that is anticipated to be completed fall 2014. An Infrastructure Backlog reserve is included in each Council District Construction and Conveyance Tax Fund and the Parks City-Wide Construction and Conveyance Tax Fund beginning in 2014-2015.

PAGE IS INTENTIONALLY LEFT BLANK



2014-2015 CAPITAL BUDGET

**2015-2019 CAPITAL
IMPROVEMENT PROGRAM**



**PARKS AND
COMMUNITY FACILITIES
DEVELOPMENT
CAPITAL PROGRAM -
COUNCIL DISTRICT 8**

Parks and Community Facilities Development - Council District 8

2015-2019 Adopted Capital Improvement Program

Source of Funds (Combined)

SOURCE OF FUNDS	Estimated 2013-2014	2014-2015	2015-2016	2016-2017	2017-2018	2018-2019	5-Year Total
<u>District 8 Parks Construction & Conveyance Tax Fund (386)</u>							
Beginning Fund Balance	4,352,838	4,839,890	2,434,890	1,498,890	1,369,890	1,231,890	4,839,890 *
Contributions, Loans and Transfers from:							
Capital Funds							
– Needs-Based Allocation	640,000	494,000	485,000	484,000	477,000	470,000	2,410,000
– Special Needs Allocation	164,000	181,000	177,000	177,000	175,000	172,000	882,000
Reserve for Encumbrances	15,052						
Total District 8 Parks Construction & Conveyance Tax Fund	5,171,890	5,514,890	3,096,890	2,159,890	2,021,890	1,873,890	8,131,890 *
TOTAL SOURCE OF FUNDS	5,171,890	5,514,890	3,096,890	2,159,890	2,021,890	1,873,890	8,131,890 *

* The 2015-2016 through 2018-2019 Beginning Balances are excluded from the FIVE-YEAR TOTAL SOURCE OF FUNDS to avoid multiple counting of the same funds.

Parks and Community Facilities Development - Council District 8

2015-2019 Adopted Capital Improvement Program

Use of Funds (Combined)

USE OF FUNDS (CONT'D.)	Estimated 2013-2014	2014-2015	2015-2016	2016-2017	2017-2018	2018-2019	5-Year Total
Non-Construction							
General Non-Construction							
Preliminary Studies	15,000	35,000	35,000	35,000	35,000	35,000	175,000
Strategic Capital Replacement and Maintenance Needs	102,000	240,000	140,000	140,000	140,000	140,000	800,000
8. Ocala Middle School Joint- Use		250,000					250,000
9. TRAIL: Thompson Creek (Quimby Road to Aborn Court) Design		250,000					250,000
Total General Non-Construction	231,000	890,000	290,000	290,000	290,000	290,000	2,050,000
Reserves							
Infrastructure Backlog Reserve		500,000	500,000	500,000	500,000	500,000	2,500,000
Total Reserves		500,000	500,000	500,000	500,000	500,000	2,500,000
Total Non-Construction	231,000	1,390,000	790,000	790,000	790,000	790,000	4,550,000
Ending Fund Balance	4,839,890	2,434,890	1,498,890	1,369,890	1,231,890	1,083,890	1,083,890*
TOTAL USE OF FUNDS	5,171,890	5,514,890	3,096,890	2,159,890	2,021,890	1,873,890	8,131,890*

V - 439

* The 2014-2015 through 2017-2018 Ending Balances are excluded from the FIVE-YEAR TOTAL USE OF FUNDS to avoid multiple counting of the same funds.

PAGE IS INTENTIONALLY LEFT BLANK

Parks and Community Facilities Development - Council District 8

2015-2019 Adopted Capital Improvement Program

Detail of Construction Projects

1. Evergreen Community Center Tot Lot

CSA:	Neighborhood Services	Initial Start Date:	3rd Qtr. 2014
CSA Outcome:	Safe and Clean Parks, Facilities and Attractions	Revised Start Date:	
Department:	Parks, Recreation and Neighborhood Services	Initial Completion Date:	2nd Qtr. 2015
Council District:	8	Revised Completion Date:	
Location:	4750 San Felipe Road		

Description: This project provides funding to construct a new tot lot at Evergreen Community Center. Project elements may include constructing a new tot lot and installing resilient surfacing and play equipment to support recreation programs at the Evergreen Community Center.

Justification: This project provides funding to replace the existing play lot at Evergreen Community Center, which will improve usage opportunities and meet the recreational needs of the community.

EXPENDITURE SCHEDULE (000'S)

Cost Elements	Prior Years	2013-14 Appn.	2013-14 Estimate	2014-15	2015-16	2016-17	2017-18	2018-19	5-Year Total	Beyond 5-Year	Project Total
Design				54					54		54
Bid & Award				7					7		7
Construction				384					384		384
Post Construction				5					5		5
TOTAL				450					450		450

FUNDING SOURCE SCHEDULE (000'S)

District 8 Parks Construction & Conveyance Tax Fund	450		450		450
TOTAL			450		450

ANNUAL OPERATING BUDGET IMPACT (000'S)

None

Major Changes in Project Cost:

None

Notes:

FY Initiated:	2014-2015	Appn. #:	7727
Initial Project Budget:	\$450,000	USGBC LEED:	N/A

Parks and Community Facilities Development - Council District 8

2015-2019 Adopted Capital Improvement Program

Detail of Construction Projects

2. Evergreen Park Play Lot Renovation

CSA:	Neighborhood Services	Initial Start Date:	3rd Qtr. 2014
CSA Outcome:	Safe and Clean Parks, Facilities and Attractions	Revised Start Date:	
Department:	Parks, Recreation and Neighborhood Services	Initial Completion Date:	2nd Qtr. 2015
Council District:	8	Revised Completion Date:	
Location:	4750 San Felipe Road		

Description: This project provides funding to replace the existing play lot at Evergreen Park. Project elements may include demolishing the existing play lot, constructing a new play lot, installing new park benches, and constructing other site furnishings associated with the new play lot.

Justification: This project provides funding to replace the existing play lot at Evergreen Community Center, which will improve usage opportunities and meet the recreational needs of the community.

EXPENDITURE SCHEDULE (000'S)

Cost Elements	Prior Years	2013-14 Appn.	2013-14 Estimate	2014-15	2015-16	2016-17	2017-18	2018-19	5-Year Total	Beyond 5-Year	Project Total
Design				36					36		36
Bid & Award				5					5		5
Construction				254					254		254
Post Construction				5					5		5
TOTAL				300					300		300

FUNDING SOURCE SCHEDULE (000'S)

District 8 Parks Construction & Conveyance Tax Fund	300	300	300
TOTAL	300	300	300

ANNUAL OPERATING BUDGET IMPACT (000'S)

None

Major Changes in Project Cost:

None

Notes:

FY Initiated:	2014-2015	Appn. #:	7728
Initial Project Budget:	\$300,000	USGBC LEED:	N/A

Parks and Community Facilities Development - Council District 8

2015-2019 Adopted Capital Improvement Program

Detail of Construction Projects

3. Fowler Creek Park Improvements

CSA:	Neighborhood Services	Initial Start Date:	1st Qtr. 2015
CSA Outcome:	Safe and Clean Parks, Facilities and Attractions	Revised Start Date:	
Department:	Parks, Recreation and Neighborhood Services	Initial Completion Date:	2nd Qtr. 2016
Council District:	8	Revised Completion Date:	
Location:	Altia Lane		

Description: This project provides funding to build an additional reservable picnic pavilion and construct a new parking lot at Fowler Creek Park. Project elements may include constructing a new pavilion, installing new park benches, and installing other site furnishings associated with the new pavilion.

Justification: This project provides funding for improvements at Fowler Park, which may increase revenue generation, improve usage opportunities, and meet the recreational needs of the community.

EXPENDITURE SCHEDULE (000'S)

Cost Elements	Prior Years	2013-14 Appn.	2013-14 Estimate	2014-15	2015-16	2016-17	2017-18	2018-19	5-Year Total	Beyond 5-Year	Project Total
Development				13					13		13
Design				103					103		103
Bid & Award				7	8				15		15
Construction					788				788		788
Post Construction						4			4		4
TOTAL				123	800				923		923

FUNDING SOURCE SCHEDULE (000'S)

District 8 Parks Construction & Conveyance Tax Fund											
			123	800					923		923
TOTAL			123	800					923		923

ANNUAL OPERATING BUDGET IMPACT (000'S)

None

Major Changes in Project Cost:

None

Notes:

FY Initiated:	2014-2015	Appn. #:	7729
Initial Project Budget:	\$923,000	USGBC LEED:	N/A

Parks and Community Facilities Development - Council District 8

2015-2019 Adopted Capital Improvement Program

Detail of Construction Projects

4. Lake Cunningham Park Neighborhood Improvements

CSA:	Neighborhood Services	Initial Start Date:	3rd Qtr. 2012
CSA Outcome:	Safe and Clean Parks, Facilities and Attractions	Revised Start Date:	2nd Qtr. 2014
Department:	Parks, Recreation and Neighborhood Services	Initial Completion Date:	2nd Qtr. 2013
Council District:	City-wide	Revised Completion Date:	2nd Qtr. 2015
Location:	Tully Road and White Road		

Description: This project provides funding for improvements at Lake Cunningham Park that would primarily benefit the surrounding neighborhood. Project elements will include adding new play equipment within the park.

Justification: This project provides funding for improvements at Lake Cunningham Park, which will increase usage, improve safety and accessibility, and address neighborhood concerns regarding recreational space improvements.

EXPENDITURE SCHEDULE (000'S)											
Cost Elements	Prior Years	2013-14 Appn.	2013-14 Estimate	2014-15	2015-16	2016-17	2017-18	2018-19	5-Year Total	Beyond 5-Year	Project Total
Construction		280		280					280		280
Master Plan/Study		20	20								20
TOTAL		300	20	280					280		300

FUNDING SOURCE SCHEDULE (000'S)											
Cost Elements	Prior Years	2013-14 Appn.	2013-14 Estimate	2014-15	2015-16	2016-17	2017-18	2018-19	5-Year Total	Beyond 5-Year	Project Total
District 8 Parks Construction & Conveyance Tax Fund		300	20	280					280		300
TOTAL		300	20	280					280		300

ANNUAL OPERATING BUDGET IMPACT (000'S)										
None										

Major Changes in Project Cost:

None

Notes:

FY Initiated:	2012-2013	Appn. #:	7424
Initial Project Budget:	\$300,000	USGBC LEED:	N/A

Parks and Community Facilities Development - Council District 8

2015-2019 Adopted Capital Improvement Program

Detail of Construction Projects

5. Meadowfair Park Improvements

CSA:	Neighborhood Services	Initial Start Date:	1st Qtr. 2011
CSA Outcome:	Safe and Clean Parks, Facilities and Attractions	Revised Start Date:	3rd. Qtr. 2012
Department:	Parks, Recreation and Neighborhood Services	Initial Completion Date:	2nd Qtr. 2011
Council District:	8	Revised Completion Date:	2nd Qtr. 2015
Location:	Corda Drive and Barberry Lane		

Description: This project provides funding to construct pavement repairs as well as other minor improvements at Meadowfair Park.

Justification: This project provides funding to address safety-related pavement repairs as well as other improvements that will enhance the appearance of the park.

EXPENDITURE SCHEDULE (000'S)

Cost Elements	Prior Years	2013-14 Appn.	2013-14 Estimate	2014-15	2015-16	2016-17	2017-18	2018-19	5-Year Total	Beyond 5-Year	Project Total
Construction	6	34		34					34		40
TOTAL	6	34		34					34		40

FUNDING SOURCE SCHEDULE (000'S)

District 8 Parks Construction & Conveyance Tax Fund	6	34		34					34		40
TOTAL	6	34		34					34		40

ANNUAL OPERATING BUDGET IMPACT (000'S)

None

Major Changes in Project Cost:

None

Notes:

FY Initiated:	2010-2011	Appn. #:	7283
Initial Project Budget:	\$40,000	USGBC LEED:	N/A

Parks and Community Facilities Development - Council District 8

2015-2019 Adopted Capital Improvement Program

Detail of Construction Projects

6. Silver Creek Linear Park Improvements

CSA:	Neighborhood Services	Initial Start Date:	3rd Qtr. 2014
CSA Outcome:	Safe and Clean Parks, Facilities and Attractions	Revised Start Date:	
Department:	Parks, Recreation and Neighborhood Services	Initial Completion Date:	2nd Qtr. 2015
Council District:	8	Revised Completion Date:	
Location:	Silver Creek Road and Greenyard Street		

Description: This project provides funding for improvements at Silver Creek Linear Park. Project elements may include improvements to the existing restroom and gardener room, as well as constructing other minor park improvements.

Justification: This project improves the neighborhood park, which will reduce maintenance costs, improve usage opportunities, and meet the recreational needs of the community.

EXPENDITURE SCHEDULE (000'S)

Cost Elements	Prior Years	2013-14 Appn.	2013-14 Estimate	2014-15	2015-16	2016-17	2017-18	2018-19	5-Year Total	Beyond 5-Year	Project Total
Construction				75					75		75
TOTAL				75					75		75

FUNDING SOURCE SCHEDULE (000'S)

District 8 Parks Construction & Conveyance Tax Fund		75							75		75
TOTAL				75					75		75

ANNUAL OPERATING BUDGET IMPACT (000'S)

None

Major Changes in Project Cost:

None

Notes:

FY Initiated:	2014-2015	Appn. #:	7730
Initial Project Budget:	\$75,000	USGBC LEED:	N/A

Parks and Community Facilities Development - Council District 8

2015-2019 Adopted Capital Improvement Program

Detail of Construction Projects

7. TRAIL: Thompson Creek (Tully Road to Quimby Road)

CSA:	Neighborhood Services	Initial Start Date:	4th Qtr. 2011
CSA Outcome:	Vibrant Cultural, Learning and Leisure Opportunities	Revised Start Date:	4th Qtr. 2012
Department:	Parks, Recreation and Neighborhood Services	Initial Completion Date:	1st Qtr. 2013
Council District:	8	Revised Completion Date:	2nd Qtr. 2015
Location:	Thompson Creek; between Tully Road and Quimby Road		
Description:	This project provides funding for improvements along Thompson Creek Trail from Tully Road to Quimby Road. Project elements include installing trail signage, repairing the trestle structure, constructing a paved surface upon an existing maintenance road, and installing new fencing.		
Justification:	Development of trails is consistent with the City Council adopted Greenprint, General Plan, and Green Vision.		

EXPENDITURE SCHEDULE (000'S)

Cost Elements	Prior Years	2013-14 Appn.	2013-14 Estimate	2014-15	2015-16	2016-17	2017-18	2018-19	5-Year Total	Beyond 5-Year	Project Total
Construction		415		415					415		415
TOTAL		415		415					415		415

FUNDING SOURCE SCHEDULE (000'S)

District 8 Parks Construction & Conveyance Tax Fund		415		415					415		415
TOTAL		415		415					415		415

ANNUAL OPERATING BUDGET IMPACT (000'S)

Maintenance*

TOTAL

Major Changes in Project Cost:

None

Notes:

Additional funding of \$756,000 is provided in the Park Trust Fund (Fund 375) for this project. A grant application totaling \$700,000 has been awarded from the California State Parks under the Habitat Conservation Program. Once this funding is received, the Council District 8 Construction and Conveyance Tax Fund and Park Trust Fund will be reimbursed accordingly.

* The maintenance impact associated with this trail is included in the 2014-2015 Adopted Operating Budget.

FY Initiated:	2011-2012	Appn. #:	7306
Initial Project Budget:	\$415,000	USGBC LEED:	N/A

Parks and Community Facilities Development - Council District 8

2015-2019 Adopted Capital Improvement Program

Detail of Non-Construction Projects

8. Ocala Middle School Joint-Use

CSA: Neighborhood Services
CSA Outcome: Vibrant Cultural, Learning and Leisure Opportunities
Department: Parks, Recreation and Neighborhood Services
Description: This allocation provides partial funding for a joint-use agreement with the Alum Rock School District to rehabilitate the softball fields and a play area at Ocala Middle School.

EXPENDITURE SCHEDULE (000'S)											
Cost Elements	Prior Years	2013-14 Appn.	2013-14 Estimate	2014-15	2015-16	2016-17	2017-18	2018-19	5-Year Total	Beyond 5-Year	Project Total
Joint Use Agreement		250		250					250		250
TOTAL		250		250					250		250

FUNDING SOURCE SCHEDULE (000'S)											
District 8 Parks Construction & Conveyance Tax Fund		250		250					250		250
TOTAL		250		250					250		250

Notes:
 Additional funding of \$250,000 is provided in the Council District 5 Construction and Conveyance Tax Fund (Fund 382) for this project. The operating impact associated with this facility is estimated to be \$10,000 annually. However, revenue funding from fees collected for field use should meet or exceed the operating impact. The operating impact and corresponding revenue associated with this facility are included in the 2014-2015 Adopted Operating Budget.

Appn. #: 7637

9. TRAIL: Thompson Creek (Quimby Road to Aborn Court) Design

CSA: Neighborhood Services
CSA Outcome: Safe and Clean Parks, Facilities and Attractions
Department: Parks, Recreation and Neighborhood Services
Description: This allocation provides funding to prepare construction documents and environmental review reports for a future 0.90 mile paved trail along Thompson Creek from Quimby Road to Aborn Court.

EXPENDITURE SCHEDULE (000'S)											
Cost Elements	Prior Years	2013-14 Appn.	2013-14 Estimate	2014-15	2015-16	2016-17	2017-18	2018-19	5-Year Total	Beyond 5-Year	Project Total
Design				250					250		250
TOTAL				250					250		250

FUNDING SOURCE SCHEDULE (000'S)											
District 8 Parks Construction & Conveyance Tax Fund				250					250		250
TOTAL				250					250		250

Notes:
 Additional funding of \$450,000 is provided in the Park Trust Fund (Fund 375) for this project.

Appn. #: 7733

Parks and Community Facilities Development - Council District 8

2015-2019 Adopted Capital Improvement Program

Summary of Reserves

Project Name:	Infrastructure Backlog Reserve	Initial Start Date:	N/A
5-Year CIP Budget:	\$2,500,000	Revised Start Date:	
Total Budget:	\$2,500,000	Initial End Date:	N/A
Council District:	8	Revised End Date:	
USGBC LEED:	N/A		


Description: This reserve provides partial funding to address deferred maintenance and infrastructure backlog needs, which will be identified through the Infrastructure Backlog Study that is anticipated to be completed fall 2014. An Infrastructure Backlog reserve is included in each Council District Construction and Conveyance Tax Fund and the Parks City-Wide Construction and Conveyance Tax Fund beginning in 2014-2015.

PAGE IS INTENTIONALLY LEFT BLANK



2014-2015 CAPITAL BUDGET

**2015-2019 CAPITAL
IMPROVEMENT PROGRAM**



**PARKS AND
COMMUNITY FACILITIES
DEVELOPMENT
CAPITAL PROGRAM -
COUNCIL DISTRICT 9**

Parks and Community Facilities Development - Council District 9

2015-2019 Adopted Capital Improvement Program

Source of Funds (Combined)

SOURCE OF FUNDS	Estimated 2013-2014	2014-2015	2015-2016	2016-2017	2017-2018	2018-2019	5-Year Total
<u>District 9 Parks Construction & Conveyance Tax Fund (388)</u>							
Beginning Fund Balance	2,671,458	3,039,799	1,098,799	196,799	444,799	677,799	3,039,799 *
Contributions, Loans and Transfers from:							
Capital Funds							
- Needs-Based Allocation	682,000	905,000	887,000	886,000	873,000	860,000	4,411,000
- Special Needs Allocation	164,000	181,000	177,000	177,000	175,000	172,000	882,000
Developer Contributions							
- Arcadia Development Co.: Almaden Ranch Pedestrian Bridge Feasibility Study	50,000						
Reserve for Encumbrances	206,341						
Total District 9 Parks Construction & Conveyance Tax Fund	3,773,799	4,125,799	2,162,799	1,259,799	1,492,799	1,709,799	8,332,799 *
TOTAL SOURCE OF FUNDS	3,773,799	4,125,799	2,162,799	1,259,799	1,492,799	1,709,799	8,332,799 *

* The 2015-2016 through 2018-2019 Beginning Balances are excluded from the FIVE-YEAR TOTAL SOURCE OF FUNDS to avoid multiple counting of the same funds.

Parks and Community Facilities Development - Council District 9

2015-2019 Adopted Capital Improvement Program

Use of Funds (Combined)

USE OF FUNDS	Estimated 2013-2014	2014-2015	2015-2016	2016-2017	2017-2018	2018-2019	5-Year Total
Construction Projects							
Council District 9 Public Art		92,000	1,000				93,000
1. Camden Pool Renovation		574,000					574,000
2. Doerr Park Play Area Renovation		800,000	50,000				850,000
3. Paul Moore Park Sports Field Renovation		111,000					111,000
Total Construction Projects		1,577,000	51,000				1,628,000
Non-Construction							
General Non-Construction							
Council District 9 Park Facilities Development Strategic Plan	25,000						
Minor Building Renovations	30,000	50,000	50,000	50,000	50,000	50,000	250,000
Minor Infrastructure Contract Services	28,000	15,000	15,000	15,000	15,000	15,000	75,000
Minor Park Renovations	83,000	50,000	50,000	50,000	50,000	50,000	250,000
Pool Repairs	32,000	35,000	25,000	25,000	25,000	25,000	135,000
Preliminary Studies	15,000	35,000	35,000	35,000	35,000	35,000	175,000
Strategic Capital Replacement and Maintenance Needs	521,000	315,000	140,000	140,000	140,000	140,000	875,000
4. Almaden Ranch Pedestrian Bridge Feasibility Study		100,000					100,000
5. TRAIL: Guadalupe River Master Plan (Chynoweth Avenue to Virginia Street)		100,000					100,000
Total General Non-Construction	734,000	700,000	315,000	315,000	315,000	315,000	1,960,000
Reserves							
Camden Community Center Gymnasium Upgrade Reserve			1,100,000				1,100,000
Camden Pool Reserve		250,000					250,000

Parks and Community Facilities Development - Council District 9
2015-2019 Adopted Capital Improvement Program

Use of Funds (Combined)

USE OF FUNDS (CONT'D.)	Estimated 2013-2014	2014-2015	2015-2016	2016-2017	2017-2018	2018-2019	5-Year Total
Non-Construction							
Reserves							
Infrastructure Backlog Reserve		500,000	500,000	500,000	500,000	500,000	2,500,000
Total Reserves		750,000	1,600,000	500,000	500,000	500,000	3,850,000
Total Non-Construction	734,000	1,450,000	1,915,000	815,000	815,000	815,000	5,810,000
Ending Fund Balance	3,039,799	1,098,799	196,799	444,799	677,799	894,799	894,799*
TOTAL USE OF FUNDS	3,773,799	4,125,799	2,162,799	1,259,799	1,492,799	1,709,799	8,332,799*

* The 2014-2015 through 2017-2018 Ending Balances are excluded from the FIVE-YEAR TOTAL USE OF FUNDS to avoid multiple counting of the same funds.

PAGE IS INTENTIONALLY LEFT BLANK

Parks and Community Facilities Development - Council District 9

2015-2019 Adopted Capital Improvement Program

Detail of Construction Projects

1. Camden Pool Renovation

CSA:	Neighborhood Services	Initial Start Date:	3rd Qtr. 2013
CSA Outcome:	Safe and Clean Parks, Facilities and Attractions	Revised Start Date:	
Department:	Parks, Recreation and Neighborhood Services	Initial Completion Date:	2nd Qtr. 2015
Council District:	9	Revised Completion Date:	
Location:	3369 Union Avenue		

Description: This project provides funding for renovations at the Camden Pool. Project elements include replacing the pool's mechanical, electrical, and chemical equipment, improving the pool's water line, and renovating the building that stores all of the equipment.

Justification: Renovations to the pool equipment are necessary to ensure continued public usage of the pool and to reduce the utility costs to operate the pool.

EXPENDITURE SCHEDULE (000'S)

Cost Elements	Prior Years	2013-14 Appn.	2013-14 Estimate	2014-15	2015-16	2016-17	2017-18	2018-19	5-Year Total	Beyond 5-Year	Project Total
Construction		564		564					564		564
Post Construction		10		10					10		10
TOTAL		574		574					574		574

FUNDING SOURCE SCHEDULE (000'S)

District 9 Parks Construction & Conveyance Tax Fund		574		574					574		574
TOTAL		574		574					574		574

ANNUAL OPERATING BUDGET IMPACT (000'S)

None

Major Changes in Project Cost:

None

Notes:

Additional funding of \$226,000 is provided in the Park Trust Fund (Fund 375) for this project.

FY Initiated:	2013-2014	Appn. #:	7526
Initial Project Budget:	\$574,000	USGBC LEED:	N/A

Parks and Community Facilities Development - Council District 9

2015-2019 Adopted Capital Improvement Program

Detail of Construction Projects

2. Doerr Park Play Area Renovation

CSA:	Neighborhood Services	Initial Start Date:	3rd Qtr. 2014
CSA Outcome:	Safe and Clean Parks, Facilities and Attractions	Revised Start Date:	
Department:	Parks, Recreation and Neighborhood Services	Initial Completion Date:	3rd Qtr. 2015
Council District:	9	Revised Completion Date:	
Location:	Potrero Drive and Park Wilshire Drive		

Description: This project provides funding for renovations at Doerr Park. Project elements include the installation of new playground equipment and play surfacing, replacing the drainage system, expanding the existing walkway around the playground, planting new trees, and renovating the existing irrigation system.

Justification: Renovations to Doerr Park will enhance the play value of the park to the nearby residents.

EXPENDITURE SCHEDULE (000'S)

Cost Elements	Prior Years	2013-14 Appn.	2013-14 Estimate	2014-15	2015-16	2016-17	2017-18	2018-19	5-Year Total	Beyond 5-Year	Project Total
Construction				800	45				845		845
Post Construction					5				5		5
TOTAL				800	50				850		850

FUNDING SOURCE SCHEDULE (000'S)

District 9 Parks Construction & Conveyance Tax Fund				800	50				850		850
TOTAL				800	50				850		850

ANNUAL OPERATING BUDGET IMPACT (000'S)

None

Major Changes in Project Cost:

None

Notes:

Additional funding of \$150,000 is provided in the Park Trust Fund (Fund 375) for this project.

FY Initiated:	2014-2015	Appn. #:	7658
Initial Project Budget:	\$850,000	USGBC LEED:	N/A

Parks and Community Facilities Development - Council District 9

2015-2019 Adopted Capital Improvement Program

Detail of Construction Projects

3. Paul Moore Park Sports Field Renovation

CSA:	Neighborhood Services	Initial Start Date:	3rd Qtr. 2012
CSA Outcome:	Safe and Clean Parks, Facilities and Attractions	Revised Start Date:	3rd Qtr. 2014
Department:	Parks, Recreation and Neighborhood Services	Initial Completion Date:	2nd Qtr. 2013
Council District:	9	Revised Completion Date:	2nd Qtr. 2015
Location:	Hillsdale Avenue and Cherry Avenue		

Description: This project provides funding for the renovation of the existing sports field at Paul Moore Park. Project elements may include replacing the existing turf, grading to improve drainage, replacing the irrigation system in the outfield, and repairing the infield and backstop areas.

Justification: This project provides funding for the replacement of antiquated drainage and irrigation systems, which have reached their useful lives and need to be replaced. In addition, the turf in the outfield has deteriorated due to heavy use and the backstop area is in need of rehabilitation.

EXPENDITURE SCHEDULE (000'S)

Cost Elements	Prior Years	2013-14 Appn.	2013-14 Estimate	2014-15	2015-16	2016-17	2017-18	2018-19	5-Year Total	Beyond 5-Year	Project Total
Construction		111		111					111		111
TOTAL		111		111					111		111

FUNDING SOURCE SCHEDULE (000'S)

District 9 Parks Construction & Conveyance Tax Fund		111		111					111		111
TOTAL		111		111					111		111

ANNUAL OPERATING BUDGET IMPACT (000'S)

None

Major Changes in Project Cost:

None

Notes:

FY Initiated:	2012-2013	Appn. #:	7108
Initial Project Budget:	\$111,000	USGBC LEED:	N/A

Parks and Community Facilities Development - Council District 9

2015-2019 Adopted Capital Improvement Program

Detail of Non-Construction Projects

4. Almaden Ranch Pedestrian Bridge Feasibility Study

CSA: Neighborhood Services
CSA Outcome: Safe and Clean Parks, Facilities and Attractions
Department: Parks, Recreation and Neighborhood Services
Description: This allocation provides funding to prepare a feasibility study to determine the preferred and viable alignment for a 220' pedestrian bridge to span the Guadalupe River along with a recommended alignment for the connecting trail linking Chynoweth Avenue and Cherry Avenue. The total cost of the feasibility study is \$100,000, of which \$50,000 is funded by the developer and \$50,000 is funded by the Council District 9 Construction and Conveyance Tax Fund.

EXPENDITURE SCHEDULE (000'S)

Cost Elements	Prior Years	2013-14 Appn.	2013-14 Estimate	2014-15	2015-16	2016-17	2017-18	2018-19	5-Year Total	Beyond 5-Year	Project Total
Master Plan/Study		50		100					100		100
TOTAL		50		100					100		100

FUNDING SOURCE SCHEDULE (000'S)

District 9 Parks Construction & Conveyance Tax Fund		50		100					100		100
TOTAL		50		100					100		100

Appn. #: 7425

5. TRAIL: Guadalupe River Master Plan (Chynoweth Avenue to Virginia Street)

CSA: Neighborhood Services
CSA Outcome: Safe and Clean Parks, Facilities and Attractions
Department: Parks, Recreation and Neighborhood Services
Description: This project provides funding to prepare master plan and CEQA documentation for a future 5.0 mile paved trail system linking the existing trail from Chynoweth Avenue (South San José) to Virginia Street (Downtown San José).

EXPENDITURE SCHEDULE (000'S)

Cost Elements	Prior Years	2013-14 Appn.	2013-14 Estimate	2014-15	2015-16	2016-17	2017-18	2018-19	5-Year Total	Beyond 5-Year	Project Total
Master Plan/Study				100					100		100
TOTAL				100					100		100

FUNDING SOURCE SCHEDULE (000'S)

District 9 Parks Construction & Conveyance Tax Fund				100					100		100
TOTAL				100					100		100

Notes:

This project is funded by the Council District 3 Construction and Conveyance Tax Fund (\$100,000 - Fund 380), Council District 6 Construction and Conveyance Tax Fund (\$100,000 - Fund 384), Council District 9 Construction and Conveyance Tax Fund (\$100,000 - Fund 388), Council District 10 Construction and Conveyance Tax Fund (\$100,000 - Fund 389), and Parks City-Wide Construction and Conveyance Tax Fund (\$100,000 - Fund 391).

Appn. #: 7708

Parks and Community Facilities Development - Council District 9

2015-2019 Adopted Capital Improvement Program

Summary of Reserves

Project Name:	Camden Community Center Gymnasium Upgrade Reserve	Initial Start Date:	N/A
5-Year CIP Budget:	\$1,100,000	Revised Start Date:	
Total Budget:	\$1,100,000	Initial End Date:	N/A
Council District:	9	Revised End Date:	
USGBC LEED:	N/A		

Description: This reserve provides partial funding for future upgrades to the Camden Community Center Gymnasium. Project elements may include installing a new roof and expanding the current gymnasium.

Project Name:	Camden Pool Reserve	Initial Start Date:	N/A
5-Year CIP Budget:	\$250,000	Revised Start Date:	
Total Budget:	\$250,000	Initial End Date:	N/A
Council District:	9	Revised End Date:	
USGBC LEED:	N/A		

Description: This reserve provides partial funding to support efforts to renovate the pool at Camden Community Center.

Project Name:	Infrastructure Backlog Reserve	Initial Start Date:	N/A
5-Year CIP Budget:	\$2,500,000	Revised Start Date:	
Total Budget:	\$2,500,000	Initial End Date:	N/A
Council District:	9	Revised End Date:	
USGBC LEED:	N/A		


Description: This reserve provides partial funding to address deferred maintenance and infrastructure backlog needs, which will be identified through the Infrastructure Backlog Study that is anticipated to be completed fall 2014. An Infrastructure Backlog reserve is included in each Council District Construction and Conveyance Tax Fund and the Parks City-Wide Construction and Conveyance Tax Fund beginning in 2014-2015.

PAGE IS INTENTIONALLY LEFT BLANK



2014-2015 CAPITAL BUDGET

**2015-2019 CAPITAL
IMPROVEMENT PROGRAM**



**PARKS AND
COMMUNITY FACILITIES
DEVELOPMENT
CAPITAL PROGRAM -
COUNCIL DISTRICT 10**

Parks and Community Facilities Development - Council District 10

2015-2019 Adopted Capital Improvement Program

Source of Funds (Combined)

SOURCE OF FUNDS	Estimated 2013-2014	2014-2015	2015-2016	2016-2017	2017-2018	2018-2019	5-Year Total
<u>District 10 Parks Construction & Conveyance Tax Fund (389)</u>							
Beginning Fund Balance	5,526,228	3,038,772	829,772	887,772	944,772	992,772	3,038,772 *
Revenue from Other Agencies:							
<u>Other Agencies</u>							
– Silicon Valley Community Foundation: Allen at Steinbeck School Soccer Field	1,847,000						
Contributions, Loans and Transfers from:							
<u>General Fund</u>							
– Leland Sports Field	56,000						
<u>Capital Funds</u>							
– Needs-Based Allocation	263,000	531,000	521,000	520,000	513,000	505,000	2,590,000
– Special Needs Allocation	164,000	181,000	177,000	177,000	175,000	172,000	882,000
Reserve for Encumbrances	69,544						
Total District 10 Parks Construction & Conveyance Tax Fund	7,925,772	3,750,772	1,527,772	1,584,772	1,632,772	1,669,772	6,510,772 *
TOTAL SOURCE OF FUNDS	7,925,772	3,750,772	1,527,772	1,584,772	1,632,772	1,669,772	6,510,772 *

V - 461

* The 2015-2016 through 2018-2019 Beginning Balances are excluded from the FIVE-YEAR TOTAL SOURCE OF FUNDS to avoid multiple counting of the same funds.

Parks and Community Facilities Development - Council District 10

2015-2019 Adopted Capital Improvement Program

Use of Funds (Combined)

V - 462

<u>USE OF FUNDS</u>	<u>Estimated 2013-2014</u>	<u>2014-2015</u>	<u>2015-2016</u>	<u>2016-2017</u>	<u>2017-2018</u>	<u>2018-2019</u>	<u>5-Year Total</u>
Construction Projects							
Allen at Steinbeck School Soccer Field	4,013,000						
Almaden Winery Irrigation Automation	11,000						
Council District 10 Public Art		96,000					96,000
Highway 87 Bikeway Enhancements	26,000						
Sports Fields Minor Improvements	8,000						
TRAIL: Los Alamitos Creek (Portswood Circle to Harry Road)	189,000						
1. Chris Hotts Park Improvements	15,000	9,000					9,000
2. Comanche Park Play Area Renovation	36,000	864,000					864,000
3. TRAIL: Los Alamitos Creek Connection (Leland High School)		31,000					31,000
Total Construction Projects	4,298,000	1,000,000					1,000,000
Non-Construction							
General Non-Construction							
Infrastructure Backlog Study	8,000						
Minor Building Renovations	30,000	50,000	50,000	50,000	50,000	50,000	250,000
Minor Infrastructure Contract Services	24,000	15,000	15,000	15,000	15,000	15,000	75,000
Minor Park Renovations	115,000	50,000	50,000	50,000	50,000	50,000	250,000
Preliminary Studies	15,000	35,000	35,000	35,000	35,000	35,000	175,000
Strategic Capital Replacement and Maintenance Needs	285,000	490,000	140,000	140,000	140,000	140,000	1,050,000
TRAIL: Guadalupe River Under-crossing (Coleman Road) Design	112,000						

Parks and Community Facilities Development - Council District 10

2015-2019 Adopted Capital Improvement Program

Use of Funds (Combined)

USE OF FUNDS (CONT'D.)	Estimated 2013-2014	2014-2015	2015-2016	2016-2017	2017-2018	2018-2019	5-Year Total
Non-Construction							
General Non-Construction							
4. Allen at Steinbeck School Soccer Field Fixtures, Furnishings and Equipment		60,000					60,000
5. TJ Martin Sports Field Study		25,000					25,000
6. TRAIL: Guadalupe River Master Plan (Chynoweth Avenue to Virginia Street)		100,000					100,000
Total General Non-Construction	589,000	825,000	290,000	290,000	290,000	290,000	1,985,000
Reserves							
Infrastructure Backlog Reserve		350,000	350,000	350,000	350,000	350,000	1,750,000
Leland Sports Field Turf Replacement Reserve		746,000					746,000
Total Reserves		1,096,000	350,000	350,000	350,000	350,000	2,496,000
Total Non-Construction	589,000	1,921,000	640,000	640,000	640,000	640,000	4,481,000
Ending Fund Balance	3,038,772	829,772	887,772	944,772	992,772	1,029,772	1,029,772*
TOTAL USE OF FUNDS	7,925,772	3,750,772	1,527,772	1,584,772	1,632,772	1,669,772	6,510,772*

V - 463

* The 2014-2015 through 2017-2018 Ending Balances are excluded from the FIVE-YEAR TOTAL USE OF FUNDS to avoid multiple counting of the same funds.

PAGE IS INTENTIONALLY LEFT BLANK

Parks and Community Facilities Development - Council District 10

2015-2019 Adopted Capital Improvement Program

Detail of Construction Projects

1. Chris Hotts Park Improvements

CSA:	Neighborhood Services	Initial Start Date:	3rd Qtr. 2010
CSA Outcome:	Safe and Clean Parks, Facilities and Attractions	Revised Start Date:	3rd Qtr. 2012
Department:	Parks, Recreation and Neighborhood Services	Initial Completion Date:	2nd Qtr. 2011
Council District:	10	Revised Completion Date:	4th Qtr. 2014
Location:	Via Monte Drive and Almaden Expressway		

Description: This project provides funding for renovations at Chris Hotts Park. Project elements may include installation of a retaining wall for erosion control and perimeter fencing.

Justification: This project may prevent vandalism to the park, reduce maintenance costs, and address safety concerns.

EXPENDITURE SCHEDULE (000'S)

Cost Elements	Prior Years	2013-14 Appn.	2013-14 Estimate	2014-15	2015-16	2016-17	2017-18	2018-19	5-Year Total	Beyond 5-Year	Project Total
Construction	10	24	15	9					9		34
TOTAL	10	24	15	9					9		34

FUNDING SOURCE SCHEDULE (000'S)

District 10 Parks Construction & Conveyance Tax Fund	10	24	15	9					9		34
TOTAL	10	24	15	9					9		34

ANNUAL OPERATING BUDGET IMPACT (000'S)

None

Major Changes in Project Cost:

None

Notes:

FY Initiated:	2010-2011	Appn. #:	7178
Initial Project Budget:	\$34,000	USGBC LEED:	N/A

Parks and Community Facilities Development - Council District 10

2015-2019 Adopted Capital Improvement Program

Detail of Construction Projects

2. Comanche Park Play Area Renovation

CSA:	Neighborhood Services	Initial Start Date:	3rd Qtr. 2013
CSA Outcome:	Safe and Clean Parks, Facilities and Attractions	Revised Start Date:	
Department:	Parks, Recreation and Neighborhood Services	Initial Completion Date:	2nd Qtr. 2015
Council District:	10	Revised Completion Date:	
Location:	Shawnee Lane		

Description: This project provides funding for renovations to the existing play area at Comanche Park. Project elements may include replacement of the tot lot play structure, replacement of the drinking fountain, construction of a new youth lot, installation of new picnic tables and benches, modifications to the existing irrigation system, and renovations to the concrete pathway.

Justification: This project renovates the neighborhood park and replaces antiquated play equipment, which will improve usage opportunities and meet the recreational needs of the community.

EXPENDITURE SCHEDULE (000'S)

Cost Elements	Prior Years	2013-14 Appn.	2013-14 Estimate	2014-15	2015-16	2016-17	2017-18	2018-19	5-Year Total	Beyond 5-Year	Project Total
Development		8	8								8
Design		109	28	81					81		109
Bid & Award				17					17		17
Construction				766					766		766
TOTAL		117	36	864					864		900

FUNDING SOURCE SCHEDULE (000'S)

District 10 Parks Construction & Conveyance Tax Fund		117	36	864					864		900
TOTAL		117	36	864					864		900

ANNUAL OPERATING BUDGET IMPACT (000'S)

None

Major Changes in Project Cost:

None

Notes:

FY Initiated:	2013-2014	Appn. #:	7528
Initial Project Budget:	\$900,000	USGBC LEED:	N/A

Parks and Community Facilities Development - Council District 10

2015-2019 Adopted Capital Improvement Program

Detail of Construction Projects

3. TRAIL: Los Alamitos Creek Connection (Leland High School)

CSA:	Neighborhood Services	Initial Start Date:	3rd Qtr. 2010
CSA Outcome:	Vibrant Cultural, Learning and Leisure Opportunities	Revised Start Date:	3rd Qtr. 2014
Department:	Parks, Recreation and Neighborhood Services	Initial Completion Date:	2nd Qtr. 2011
Council District:	10	Revised Completion Date:	2nd Qtr. 2015
Location:	Los Alamitos Creek Trail at Leland High School		

Description: This project provides funding to design and construct a 50 foot paved trail from Los Alamitos Creek Trail to Leland High School. The construction of this trail will allow direct access from the trail to Leland High School to support students and teachers walking and bicycling to school.

Justification: Development of trails is consistent with the City Council adopted Greenprint, General Plan, and Green Vision.

EXPENDITURE SCHEDULE (000'S)

Cost Elements	Prior Years	2013-14 Appn.	2013-14 Estimate	2014-15	2015-16	2016-17	2017-18	2018-19	5-Year Total	Beyond 5-Year	Project Total
Construction		31		31					31		31
TOTAL		31		31					31		31

FUNDING SOURCE SCHEDULE (000'S)

District 10 Parks Construction & Conveyance Tax Fund		31		31					31		31
TOTAL		31		31					31		31

ANNUAL OPERATING BUDGET IMPACT (000'S)

None

Major Changes in Project Cost:

None

Notes:

FY Initiated:	2010-2011	Appn. #:	7213
Initial Project Budget:	\$31,000	USGBC LEED:	N/A

Parks and Community Facilities Development - Council District 10

2015-2019 Adopted Capital Improvement Program

Detail of Non-Construction Projects

4. Allen at Steinbeck School Soccer Field Fixtures, Furnishings and Equipment

CSA: Neighborhood Services
CSA Outcome: Safe and Clean Parks, Facilities and Attractions
Department: Parks, Recreation and Neighborhood Services
Description: This project provides funding for the purchase of fixtures, furnishings and equipment (FF&E), which will be needed following the construction of the Allen at Steinbeck School Soccer Field. FF&E needs may include goals, storage lockers, balls, equipment for the artificial turf, and restroom supplies.

EXPENDITURE SCHEDULE (000'S)											
Cost Elements	Prior Years	2013-14 Appn.	2013-14 Estimate	2014-15	2015-16	2016-17	2017-18	2018-19	5-Year Total	Beyond 5-Year	Project Total
Furniture, Fixtures and Equipment		60		60					60		60
TOTAL		60		60					60		60
FUNDING SOURCE SCHEDULE (000'S)											
District 10 Parks Construction & Conveyance Tax Fund		60		60					60		60
TOTAL		60		60					60		60

Notes:
 All FF&E is anticipated to be purchased by June 2015.
Appn. #: 7426

5. TJ Martin Sports Field Study

CSA: Neighborhood Services
CSA Outcome: Safe and Clean Parks, Facilities and Attractions
Department: Parks, Recreation and Neighborhood Services
Description: This allocation provides funding to study an alternative sports field surface for TJ Martin Sports Field. Project elements include evaluating an alternative to artificial and natural turf for sports field surfacing and developing cost estimates for the new surfacing. Based on the outcome of the study, a future project will be developed to install the new surfacing at TJ Martin Sports Field.

EXPENDITURE SCHEDULE (000'S)											
Cost Elements	Prior Years	2013-14 Appn.	2013-14 Estimate	2014-15	2015-16	2016-17	2017-18	2018-19	5-Year Total	Beyond 5-Year	Project Total
Master Plan/Study				25					25		25
TOTAL				25					25		25
FUNDING SOURCE SCHEDULE (000'S)											
District 10 Parks Construction & Conveyance Tax Fund				25					25		25
TOTAL				25					25		25

Appn. #: 7734

Parks and Community Facilities Development - Council District 10

2015-2019 Adopted Capital Improvement Program

Detail of Non-Construction Projects

6. TRAIL: Guadalupe River Master Plan (Chynoweth Avenue to Virginia Street)

CSA: Neighborhood Services
CSA Outcome: Safe and Clean Parks, Facilities and Attractions
Department: Parks, Recreation and Neighborhood Services
Description: This project provides funding to prepare master plan and CEQA documentation for a future 5.0 mile paved trail system linking the existing trail from Chynoweth Avenue (South San José) to Virginia Street (Downtown San José).

EXPENDITURE SCHEDULE (000'S)

Cost Elements	Prior Years	2013-14 Appn.	2013-14 Estimate	2014-15	2015-16	2016-17	2017-18	2018-19	5-Year Total	Beyond 5-Year	Project Total
Master Plan/Study			100						100		100
TOTAL			100						100		100

FUNDING SOURCE SCHEDULE (000'S)

District 10 Parks Construction & Conveyance Tax Fund	100								100		100
TOTAL	100								100		100

Notes:

This project is funded by the Council District 3 Construction and Conveyance Tax Fund (\$100,000 - Fund 380), Council District 6 Construction and Conveyance Tax Fund (\$100,000 - Fund 384), Council District 9 Construction and Conveyance Tax Fund (\$100,000 - Fund 388), Council District 10 Construction and Conveyance Tax Fund (\$100,000 - Fund 389), and Parks City-Wide Construction and Conveyance Tax Fund (\$100,000 - Fund 391).

Appn. #: 7708

PAGE IS INTENTIONALLY LEFT BLANK

Parks and Community Facilities Development - Council District 10

2015-2019 Adopted Capital Improvement Program

Summary of Reserves

Project Name:	Infrastructure Backlog Reserve	Initial Start Date:	N/A
5-Year CIP Budget:	\$1,750,000	Revised Start Date:	
Total Budget:	\$1,750,000	Initial End Date:	N/A
Council District:	10	Revised End Date:	
USGBC LEED:	N/A		

Description: This reserve provides partial funding to address deferred maintenance and infrastructure backlog needs, which will be identified through the Infrastructure Backlog Study that is anticipated to be completed fall 2014. An Infrastructure Backlog reserve is included in each Council District Construction and Conveyance Tax Fund and the Parks City-Wide Construction and Conveyance Tax Fund beginning in 2014-2015.

Project Name:	Leland Sports Field Turf Replacement Reserve	Initial Start Date:	N/A
5-Year CIP Budget:	\$746,000	Revised Start Date:	
Total Budget:	\$746,000	Initial End Date:	N/A
Council District:	10	Revised End Date:	
USGBC LEED:	N/A		


Description: This reserve provides partial funding to support the future replacement of the artificial turf at the Leland Sports Field. This reserve is funded from a Council District 10 Construction and Conveyance Tax Fund contribution (\$550,000) and fees collected from the Leland Sports Field (\$196,000). Funding of \$350,000 was advanced to the Leland Sports Field project to support the addition of an enhanced concession/storage/restroom facility, as approved by the City Council in March 2007. As fees are collected from the use of the sports field, a portion of the revenue will be transferred to the Council District 10 Construction and Conveyance Tax Fund until the full \$350,000 is reimbursed. A total of \$196,000 has been reimbursed thus far, with a remaining \$154,000 to be transferred in future years.

PAGE IS INTENTIONALLY LEFT BLANK



2014-2015 CAPITAL BUDGET

**2015-2019 CAPITAL
IMPROVEMENT PROGRAM**



**PARKS AND
COMMUNITY FACILITIES
DEVELOPMENT
CAPITAL PROGRAM -
CENTRAL FUND**

Parks and Community Facilities Development - Central Fund

2015-2019 Adopted Capital Improvement Program

Source of Funds (Combined)

SOURCE OF FUNDS	Estimated 2013-2014	2014-2015	2015-2016	2016-2017	2017-2018	2018-2019	5-Year Total
<u>Parks Construction & Conveyance Tax - Central Fund (390)</u>							
Beginning Fund Balance	4,971,486	4,635,358	3,229,358	2,490,358	1,750,358	1,010,358	4,635,358 *
Taxes, Fees and Charges:							
<u>Construction and Conveyance Tax</u>	23,680,000	24,960,000	24,960,000	24,960,000	24,960,000	24,960,000	124,800,000
Contributions, Loans and Transfers from:							
<u>Capital Funds</u>							
– Park Yards Construction and Conveyance Tax Fund for Methane Control	25,000	25,000	25,000	25,000	25,000	25,000	125,000
Interest Income	229,000	318,000	227,000	284,000	306,000	409,000	1,544,000
Reserve for Encumbrances	228,872						
Total Parks Construction & Conveyance Tax - Central Fund	29,134,358	29,938,358	28,441,358	27,759,358	27,041,358	26,404,358	131,104,358 *
TOTAL SOURCE OF FUNDS	29,134,358	29,938,358	28,441,358	27,759,358	27,041,358	26,404,358	131,104,358 *

* The 2015-2016 through 2018-2019 Beginning Balances are excluded from the FIVE-YEAR TOTAL SOURCE OF FUNDS to avoid multiple counting of the same funds.

Parks and Community Facilities Development - Central Fund
2015-2019 Adopted Capital Improvement Program

Use of Funds (Combined)

USE OF FUNDS	Estimated 2013-2014	2014-2015	2015-2016	2016-2017	2017-2018	2018-2019	5-Year Total
Non-Construction							
Capital Equipment and Maintenance							
1. Agronomic Services	117,000	100,000	100,000	100,000	100,000	100,000	500,000
2. Ball Fields Renovation	169,000	515,000	175,000	175,000	175,000	175,000	1,215,000
3. City-Building Energy Projects Program	10,000	10,000	10,000	10,000	10,000	10,000	50,000
4. Community Center Equipment	85,000	224,000	140,000	140,000	140,000	140,000	784,000
5. Major Park Equipment	68,000	50,000	50,000	50,000	50,000	50,000	250,000
6. Minor Park Equipment	100,000	100,000	100,000	100,000	100,000	100,000	500,000
7. Park Hardware and Furnishings	150,000	100,000	100,000	100,000	100,000	100,000	500,000
8. Parks Facilities Capital Repairs	60,000	60,000	60,000	60,000	60,000	60,000	300,000
9. Pedestrian Bridge Assessment	30,000	30,000	30,000	30,000	30,000	30,000	150,000
10. Pools and Fountains	60,000	205,000	165,000	165,000	165,000	165,000	865,000
11. Regional Parks Safety Enhancements	62,000	37,000					37,000
12. Tree Services	150,000	150,000	150,000	150,000	150,000	150,000	750,000
13. Unanticipated or Critical Repairs	265,000	416,000	250,000	250,000	250,000	250,000	1,416,000
14. Weed Abatement	250,000	250,000	250,000	250,000	250,000	250,000	1,250,000
Total Capital Equipment and Maintenance	1,576,000	2,247,000	1,580,000	1,580,000	1,580,000	1,580,000	8,567,000
Capital Support Services							
Capital Program and Public Works Department Support Services Costs	796,000	550,000	556,000	562,000	568,000	574,000	2,810,000
Infrastructure Management System	212,000	243,000	250,000	258,000	266,000	274,000	1,291,000

Parks and Community Facilities Development - Central Fund
2015-2019 Adopted Capital Improvement Program

Use of Funds (Combined)

USE OF FUNDS (CONT'D.)	Estimated 2013-2014	2014-2015	2015-2016	2016-2017	2017-2018	2018-2019	5-Year Total
Non-Construction							
Capital Support Services							
Minor Infrastructure Contract Services	76,000	55,000	55,000	55,000	55,000	55,000	275,000
15. Capital Infrastructure Team	1,624,000	1,801,000	1,855,000	1,911,000	1,968,000	2,027,000	9,562,000
16. GIS Mapping Support	60,000	60,000	60,000	60,000	60,000	60,000	300,000
17. Parks Maintenance Management System	44,000	32,000	32,000	32,000	32,000	32,000	160,000
18. Parks and Community Facilities Development Office	3,219,000	3,224,000	3,321,000	3,421,000	3,524,000	3,630,000	17,120,000
19. Parks and Community Facilities Greenprint Update		75,000	175,000				250,000
20. Preliminary Engineering	183,000	140,000	140,000	140,000	140,000	140,000	700,000
21. Project Administration Support	75,000	75,000	75,000	75,000	75,000	75,000	375,000
22. Property Services	100,000	100,000	100,000	100,000	100,000	100,000	500,000
23. Volunteer Management	259,000	229,000	236,000	243,000	250,000	258,000	1,216,000
Total Capital Support Services	6,648,000	6,584,000	6,855,000	6,857,000	7,038,000	7,225,000	34,559,000
Contributions, Loans and Transfers to General Fund							
Transfer to the General Fund: Human Resources/Payroll System Upgrade		5,000					5,000
Transfer to the General Fund: Interest Income	229,000	318,000	227,000	284,000	306,000	409,000	1,544,000
Transfer to the General Fund: Methane Control	100,000	100,000	100,000	100,000	100,000	100,000	500,000
Transfer to the General Fund: Parks Eligible Maintenance Costs	3,552,000	3,744,000	3,744,000	3,744,000	3,744,000	3,744,000	18,720,000
Total Contributions, Loans and Transfers to General Fund	3,881,000	4,167,000	4,071,000	4,128,000	4,150,000	4,253,000	20,769,000

Parks and Community Facilities Development - Central Fund
2015-2019 Adopted Capital Improvement Program

Use of Funds (Combined)

USE OF FUNDS (CONT'D.)	Estimated 2013-2014	2014-2015	2015-2016	2016-2017	2017-2018	2018-2019	5-Year Total
Non-Construction							
Contributions, Loans and Transfers to Capital Funds							
Transfer to the Parks City-Wide Construction and Conveyance Tax Fund	4,088,000	4,523,000	4,433,000	4,431,000	4,368,000	4,302,000	22,057,000
Total Contributions, Loans and Transfers to Capital Funds	4,088,000	4,523,000	4,433,000	4,431,000	4,368,000	4,302,000	22,057,000
Contributions, Loans and Transfers to Special Funds							
Transfer to the City Hall Debt Service Fund	130,000	143,000	146,000	152,000	158,000	171,000	770,000
Total Contributions, Loans and Transfers to Special Funds	130,000	143,000	146,000	152,000	158,000	171,000	770,000
Transfer to Districts-2% Allocation for Special Needs							
District 1 - Special Needs	164,000	181,000	177,000	177,000	175,000	172,000	882,000
District 2 - Special Needs	164,000	181,000	177,000	177,000	175,000	172,000	882,000
District 3 - Special Needs	164,000	181,000	177,000	177,000	175,000	172,000	882,000
District 4 - Special Needs	164,000	181,000	177,000	177,000	175,000	172,000	882,000
District 5 - Special Needs	164,000	181,000	177,000	177,000	175,000	172,000	882,000
District 6 - Special Needs	164,000	181,000	177,000	177,000	175,000	172,000	882,000
District 7 - Special Needs	164,000	181,000	177,000	177,000	175,000	172,000	882,000
District 8 - Special Needs	164,000	181,000	177,000	177,000	175,000	172,000	882,000
District 9 - Special Needs	164,000	181,000	177,000	177,000	175,000	172,000	882,000
District 10 - Special Needs	164,000	181,000	177,000	177,000	175,000	172,000	882,000
Total Transfer to Districts-2% Allocation for Special Needs	1,640,000	1,810,000	1,770,000	1,770,000	1,750,000	1,720,000	8,820,000
Transfer to Districts-Needs-Based Allocation							
District 1 - Needs-Based	815,000	685,000	672,000	672,000	662,000	652,000	3,343,000
District 2 - Needs-Based	488,000	458,000	449,000	449,000	442,000	436,000	2,234,000
District 3 - Needs-Based	318,000	814,000	798,000	798,000	786,000	774,000	3,970,000

Parks and Community Facilities Development - Central Fund
2015-2019 Adopted Capital Improvement Program

Use of Funds (Combined)

USE OF FUNDS (CONT'D.)	Estimated 2013-2014	2014-2015	2015-2016	2016-2017	2017-2018	2018-2019	5-Year Total
Non-Construction							
Transfer to Districts-Needs-Based Allocation							
District 4 - Needs-Based	657,000	496,000	486,000	486,000	479,000	471,000	2,418,000
District 5 - Needs-Based	824,000	1,043,000	1,023,000	1,023,000	1,008,000	993,000	5,090,000
District 6 - Needs-Based	1,072,000	844,000	828,000	827,000	815,000	803,000	4,117,000
District 7 - Needs-Based	777,000	965,000	947,000	946,000	932,000	918,000	4,708,000
District 8 - Needs-Based	640,000	494,000	485,000	484,000	477,000	470,000	2,410,000
District 9 - Needs-Based	682,000	905,000	887,000	886,000	873,000	860,000	4,411,000
District 10 - Needs-Based	263,000	531,000	521,000	520,000	513,000	505,000	2,590,000
Total Transfer to Districts-Needs-Based Allocation	6,536,000	7,235,000	7,096,000	7,091,000	6,987,000	6,882,000	35,291,000
Total Non-Construction	24,499,000	26,709,000	25,951,000	26,009,000	26,031,000	26,133,000	130,833,000
Ending Fund Balance	4,635,358	3,229,358	2,490,358	1,750,358	1,010,358	271,358	271,358*
TOTAL USE OF FUNDS	29,134,358	29,938,358	28,441,358	27,759,358	27,041,358	26,404,358	131,104,358*

V - 477

* The 2014-2015 through 2017-2018 Ending Balances are excluded from the FIVE-YEAR TOTAL USE OF FUNDS to avoid multiple counting of the same funds.

PAGE IS INTENTIONALLY LEFT BLANK

Parks and Community Facilities Development - Central Fund

2015-2019 Adopted Capital Improvement Program

Detail of Non-Construction Projects

1. Agronomic Services

CSA: Neighborhood Services
CSA Outcome: Safe and Clean Parks, Facilities and Attractions
Department: Parks, Recreation and Neighborhood Services
Description: This allocation provides ongoing funding to perform preventative maintenance infrastructure work to soil, turf, and other plant materials as well as the renovation of damaged turf and sports fields in City parks. Infrastructure work may include the application of herbicides, pesticides, and fertilizers in addition to aerification, over seeding, top dressing, soil amendments, and turf/irrigation repair and management. Agronomic services use biological, ecological, and technological principles to enhance health and longevity, improve aesthetics, and enhance sports playing experiences.

EXPENDITURE SCHEDULE (000'S)											
Cost Elements	Prior Years	2013-14 Appn.	2013-14 Estimate	2014-15	2015-16	2016-17	2017-18	2018-19	5-Year Total	Beyond 5-Year	Project Total
Repairs		117	117	100	100	100	100	100	500		
TOTAL		117	117	100	100	100	100	100	500		

FUNDING SOURCE SCHEDULE (000'S)											
Parks Construction & Conveyance Tax - Central Fund		117	117	100	100	100	100	100	500		
TOTAL		117	117	100	100	100	100	100	500		

Notes:
 Selected budget information is not provided due to the ongoing nature of this project.

Appn. #: 5187

2. Ball Fields Renovation

CSA: Neighborhood Services
CSA Outcome: Safe and Clean Parks, Facilities and Attractions
Department: Parks, Recreation and Neighborhood Services
Description: This allocation provides ongoing funding for the renovation of sports fields at City parks including backstops, irrigation, turf renovation, dugouts, scorekeeper booths, lighting systems, and bleachers.

EXPENDITURE SCHEDULE (000'S)											
Cost Elements	Prior Years	2013-14 Appn.	2013-14 Estimate	2014-15	2015-16	2016-17	2017-18	2018-19	5-Year Total	Beyond 5-Year	Project Total
Repairs		509	169	515	175	175	175	175	1,215		
TOTAL		509	169	515	175	175	175	175	1,215		

FUNDING SOURCE SCHEDULE (000'S)											
Parks Construction & Conveyance Tax - Central Fund		509	169	515	175	175	175	175	1,215		
TOTAL		509	169	515	175	175	175	175	1,215		

Notes:
 Selected budget information is not provided due to the ongoing nature of this project.

Appn. #: 7170

Parks and Community Facilities Development - Central Fund

2015-2019 Adopted Capital Improvement Program

Detail of Non-Construction Projects

3. City-Building Energy Projects Program

CSA: Neighborhood Services
CSA Outcome: Safe and Clean Parks, Facilities and Attractions
Department: Parks, Recreation and Neighborhood Services
Description: This allocation provides ongoing funding for facility upgrades to projects identified by Pacific Gas and Electric (PG&E) energy audits on City facilities that would generate energy savings. Projects are prioritized by pay-back of energy savings, most of which occur in less than five years.

EXPENDITURE SCHEDULE (000'S)											
Cost Elements	Prior Years	2013-14 Appn.	2013-14 Estimate	2014-15	2015-16	2016-17	2017-18	2018-19	5-Year Total	Beyond 5-Year	Project Total
Repairs		10	10	10	10	10	10	10	50		
TOTAL		10	10	10	10	10	10	10	50		
FUNDING SOURCE SCHEDULE (000'S)											
Parks Construction & Conveyance Tax - Central Fund		10	10	10	10	10	10	10	50		
TOTAL		10	10	10	10	10	10	10	50		

Notes:
 Selected budget information is not provided due to the ongoing nature of this project. Adjustments to this allocation may be made annually as specific projects are identified each year based on the PG&E audits.

Appn. #: 5002

4. Community Center Equipment

CSA: Neighborhood Services
CSA Outcome: Safe and Clean Parks, Facilities and Attractions
Department: Parks, Recreation and Neighborhood Services
Description: This allocation provides ongoing funding to purchase new equipment and replace existing equipment at community centers throughout the City. Equipment purchases may include exercise equipment, athletic equipment, tables, and chairs.

EXPENDITURE SCHEDULE (000'S)											
Cost Elements	Prior Years	2013-14 Appn.	2013-14 Estimate	2014-15	2015-16	2016-17	2017-18	2018-19	5-Year Total	Beyond 5-Year	Project Total
Equipment		169	85	224	140	140	140	140	784		
TOTAL		169	85	224	140	140	140	140	784		
FUNDING SOURCE SCHEDULE (000'S)											
Parks Construction & Conveyance Tax - Central Fund		169	85	224	140	140	140	140	784		
TOTAL		169	85	224	140	140	140	140	784		

Notes:
 Selected budget information is not provided due to the ongoing nature of this project.

Appn. #: 5771

Parks and Community Facilities Development - Central Fund

2015-2019 Adopted Capital Improvement Program

Detail of Non-Construction Projects

5. Major Park Equipment

CSA: Neighborhood Services
CSA Outcome: Safe and Clean Parks, Facilities and Attractions
Department: Parks, Recreation and Neighborhood Services
Description: This allocation provides ongoing funding to acquire large equipment that is required for the maintenance and safety of park facilities. Equipment purchases may include lawn mowers, top dressers, spreaders, rototiller graders, excavators, and tractors. This allocation may also be used to lease vehicles and to rent specialty equipment such as rollers, water trucks, and fork lifts.

EXPENDITURE SCHEDULE (000'S)

Cost Elements	Prior Years	2013-14 Appn.	2013-14 Estimate	2014-15	2015-16	2016-17	2017-18	2018-19	5-Year Total	Beyond 5-Year	Project Total
Equipment		68	68	50	50	50	50	50	250		
TOTAL		68	68	50	50	50	50	50	250		

FUNDING SOURCE SCHEDULE (000'S)

Parks Construction & Conveyance Tax - Central Fund		68	68	50	50	50	50	50	250		
TOTAL		68	68	50	50	50	50	50	250		

Notes:

Selected budget information is not provided due to the ongoing nature of this project.

Appn. #: 4179

6. Minor Park Equipment

CSA: Neighborhood Services
CSA Outcome: Safe and Clean Parks, Facilities and Attractions
Department: Parks, Recreation and Neighborhood Services
Description: This allocation provides ongoing funding to acquire small equipment that is required for the maintenance and safety of park facilities. Equipment purchases may include landscaping tools such as shovels, rakes, edgers, backpack blowers, small sprayers, mowers, rototillers, and aerators.

EXPENDITURE SCHEDULE (000'S)

Cost Elements	Prior Years	2013-14 Appn.	2013-14 Estimate	2014-15	2015-16	2016-17	2017-18	2018-19	5-Year Total	Beyond 5-Year	Project Total
Equipment		100	100	100	100	100	100	100	500		
TOTAL		100	100	100	100	100	100	100	500		

FUNDING SOURCE SCHEDULE (000'S)

Parks Construction & Conveyance Tax - Central Fund		100	100	100	100	100	100	100	500		
TOTAL		100	100	100	100	100	100	100	500		

Notes:

Selected budget information is not provided due to the ongoing nature of this project.

Appn. #: 5770

Parks and Community Facilities Development - Central Fund

2015-2019 Adopted Capital Improvement Program

Detail of Non-Construction Projects

7. Park Hardware and Furnishings

CSA: Neighborhood Services
CSA Outcome: Safe and Clean Parks, Facilities and Attractions
Department: Parks, Recreation and Neighborhood Services
Description: This allocation provides ongoing funding to purchase park hardware and furnishings for neighborhood and regional parks throughout the City. Purchases may include barbecue pits, picnic tables, park benches, bicycle racks, bleachers, fencing, drinking fountains, and garbage cans.

EXPENDITURE SCHEDULE (000'S)											
Cost Elements	Prior Years	2013-14 Appn.	2013-14 Estimate	2014-15	2015-16	2016-17	2017-18	2018-19	5-Year Total	Beyond 5-Year	Project Total
Equipment		150	150	100	100	100	100	100	500		
TOTAL		150	150	100	100	100	100	100	500		
FUNDING SOURCE SCHEDULE (000'S)											
Parks Construction & Conveyance Tax - Central Fund		150	150	100	100	100	100	100	500		
TOTAL		150	150	100	100	100	100	100	500		

Notes:
 Selected budget information is not provided due to the ongoing nature of this project.
Appn. #: 7195

8. Parks Facilities Capital Repairs

CSA: Neighborhood Services
CSA Outcome: Safe and Clean Parks, Facilities and Attractions
Department: Parks, Recreation and Neighborhood Services
Description: This allocation provides ongoing funding for the Department of Public Works to respond to work orders for minor capital repairs at community centers, parks, and trails. Project elements may include repair and replacement of roofs, Heating, Ventilation and Air Conditioning (HVAC), lighting fixtures, doors, park restrooms, and fencing.

EXPENDITURE SCHEDULE (000'S)											
Cost Elements	Prior Years	2013-14 Appn.	2013-14 Estimate	2014-15	2015-16	2016-17	2017-18	2018-19	5-Year Total	Beyond 5-Year	Project Total
Repairs		60	60	60	60	60	60	60	300		
TOTAL		60	60	60	60	60	60	60	300		
FUNDING SOURCE SCHEDULE (000'S)											
Parks Construction & Conveyance Tax - Central Fund		60	60	60	60	60	60	60	300		
TOTAL		60	60	60	60	60	60	60	300		

Notes:
 Selected budget information is not provided due to the ongoing nature of this project.
Appn. #: 7386

Parks and Community Facilities Development - Central Fund

2015-2019 Adopted Capital Improvement Program

Detail of Non-Construction Projects

9. Pedestrian Bridge Assessment

CSA: Neighborhood Services
CSA Outcome: Safe and Clean Parks, Facilities and Attractions
Department: Parks, Recreation and Neighborhood Services
Description: This allocation provides ongoing funding for the inspection of all pedestrian bridges associated with City parks and trails. These biennial inspections assess if the infrastructure has any maintenance and structural issues deeming it unsafe for pedestrian and bicyclist access.

EXPENDITURE SCHEDULE (000'S)

Cost Elements	Prior Years	2013-14 Appn.	2013-14 Estimate	2014-15	2015-16	2016-17	2017-18	2018-19	5-Year Total	Beyond 5-Year	Project Total
Engineering & Inspection		30	30	30	30	30	30	30	150		
TOTAL		30	30	30	30	30	30	30	150		

FUNDING SOURCE SCHEDULE (000'S)

Parks Construction & Conveyance Tax - Central Fund	30	30	30	30	30	30	30	30	150		
TOTAL		30	30	30	30	30	30	30	150		

Notes:

Selected budget information is not provided due to the ongoing nature of this project.

Appn. #: 7321

10. Pools and Fountains

CSA: Neighborhood Services
CSA Outcome: Safe and Clean Parks, Facilities and Attractions
Department: Parks, Recreation and Neighborhood Services
Description: This allocation provides ongoing funding to support the ongoing infrastructure repairs of City-owned pools and fountains. Funds will be used for minor repairs and pool room equipment such as boilers, pump mechanisms, controllers, piping, tiles, small pool surface repair, pool covers, and other associated infrastructure.

EXPENDITURE SCHEDULE (000'S)

Cost Elements	Prior Years	2013-14 Appn.	2013-14 Estimate	2014-15	2015-16	2016-17	2017-18	2018-19	5-Year Total	Beyond 5-Year	Project Total
Repairs		100	60	205	165	165	165	165	865		
TOTAL		100	60	205	165	165	165	165	865		

FUNDING SOURCE SCHEDULE (000'S)

Parks Construction & Conveyance Tax - Central Fund	100	60	205	165	165	165	165	165	865		
TOTAL		100	60	205	165	165	165	165	865		

Notes:

Selected budget information is not provided due to the ongoing nature of this project.

Appn. #: 6255

Parks and Community Facilities Development - Central Fund

2015-2019 Adopted Capital Improvement Program

Detail of Non-Construction Projects

11. Regional Parks Safety Enhancements

CSA: Neighborhood Services
CSA Outcome: Safe and Clean Parks, Facilities and Attractions
Department: Parks, Recreation and Neighborhood Services
Description: This allocation provides funding for the installation of signage at the main entry points and main gathering points at seven regional parks (Overfelt Garden, Emma Prusch Park, Lake Cunningham, Municipal Rose Garden, Almaden Lake, Edenvale Park, and Alum Rock Park). In addition, funding will be used to repair call boxes and purchase safety equipment, such as surveillance cameras for remote trail areas, hand held radios and communication equipment, first aid and CPR materials, and training mannequins for the seven regional parks.

EXPENDITURE SCHEDULE (000'S)											
Cost Elements	Prior Years	2013-14 Appn.	2013-14 Estimate	2014-15	2015-16	2016-17	2017-18	2018-19	5-Year Total	Beyond 5-Year	Project Total
Equipment	47	99	62	37					37		146
TOTAL	47	99	62	37					37		146
FUNDING SOURCE SCHEDULE (000'S)											
Parks Construction & Conveyance Tax - Central Fund	47	99	62	37					37		146
TOTAL	47	99	62	37					37		146
Appn. #:	7111										

12. Tree Services

CSA: Neighborhood Services
CSA Outcome: Safe and Clean Parks, Facilities and Attractions
Department: Parks, Recreation and Neighborhood Services
Description: This allocation provides ongoing funding for tree services at various park properties within the City. Tree services may include tree trimming, planting, and the replacement of trees and shrubs.

EXPENDITURE SCHEDULE (000'S)											
Cost Elements	Prior Years	2013-14 Appn.	2013-14 Estimate	2014-15	2015-16	2016-17	2017-18	2018-19	5-Year Total	Beyond 5-Year	Project Total
Maintenance		150	150	150	150	150	150	150	750		
TOTAL		150	150	150	150	150	150	150	750		
FUNDING SOURCE SCHEDULE (000'S)											
Parks Construction & Conveyance Tax - Central Fund		150	150	150	150	150	150	150	750		
TOTAL		150	150	150	150	150	150	150	750		

Notes:
 Selected budget information is not provided due to the ongoing nature of this project.

Appn. #: 7219

Parks and Community Facilities Development - Central Fund

2015-2019 Adopted Capital Improvement Program

Detail of Non-Construction Projects

13. Unanticipated or Critical Repairs

CSA: Neighborhood Services
CSA Outcome: Safe and Clean Parks, Facilities and Attractions
Department: Parks, Recreation and Neighborhood Services
Description: This allocation provides ongoing funding for unanticipated or critical repair needs which may arise throughout the year at City parks and recreational facilities.

EXPENDITURE SCHEDULE (000'S)											
Cost Elements	Prior Years	2013-14 Appn.	2013-14 Estimate	2014-15	2015-16	2016-17	2017-18	2018-19	5-Year Total	Beyond 5-Year	Project Total
Repairs		431	265	416	250	250	250	250	1,416		
TOTAL		431	265	416	250	250	250	250	1,416		

FUNDING SOURCE SCHEDULE (000'S)											
Parks Construction & Conveyance Tax - Central Fund		431	265	416	250	250	250	250	1,416		
TOTAL		431	265	416	250	250	250	250	1,416		

Notes:
 Selected budget information is not provided due to the ongoing nature of this project.

Appn. #: 6540

14. Weed Abatement

CSA: Neighborhood Services
CSA Outcome: Safe and Clean Parks, Facilities and Attractions
Department: Parks, Recreation and Neighborhood Services
Description: This allocation provides ongoing funding for weed abatement needs on undeveloped park properties throughout the City. Weed abatement services may include disking (turning of the soil) and spraying.

EXPENDITURE SCHEDULE (000'S)											
Cost Elements	Prior Years	2013-14 Appn.	2013-14 Estimate	2014-15	2015-16	2016-17	2017-18	2018-19	5-Year Total	Beyond 5-Year	Project Total
Maintenance		250	250	250	250	250	250	250	1,250		
TOTAL		250	250	250	250	250	250	250	1,250		

FUNDING SOURCE SCHEDULE (000'S)											
Parks Construction & Conveyance Tax - Central Fund		250	250	250	250	250	250	250	1,250		
TOTAL		250	250	250	250	250	250	250	1,250		

Notes:
 Selected budget information is not provided due to the ongoing nature of this project.

Appn. #: 4181

Parks and Community Facilities Development - Central Fund

2015-2019 Adopted Capital Improvement Program

Detail of Non-Construction Projects

15. Capital Infrastructure Team

CSA: Neighborhood Services
CSA Outcome: Safe and Clean Parks, Facilities and Attractions
Department: Parks, Recreation and Neighborhood Services
Description: This allocation provides ongoing funding for the Capital Infrastructure Team. The Capital Infrastructure Team performs minor construction projects such as playground renovations and installations, sports fields renovations and reconstructions, turf removal, and minor drainage, irrigation, and hardscape improvements.

EXPENDITURE SCHEDULE (000'S)

Cost Elements	Prior Years	2013-14 Appn.	2013-14 Estimate	2014-15	2015-16	2016-17	2017-18	2018-19	5-Year Total	Beyond 5-Year	Project Total
Program Management		1,624	1,624	1,801	1,855	1,911	1,968	2,027	9,562		
TOTAL		1,624	1,624	1,801	1,855	1,911	1,968	2,027	9,562		

FUNDING SOURCE SCHEDULE (000'S)

Parks Construction & Conveyance Tax - Central Fund		1,624	1,624	1,801	1,855	1,911	1,968	2,027	9,562		
TOTAL		1,624	1,624	1,801	1,855	1,911	1,968	2,027	9,562		

Notes:

Selected budget information is not provided due to the ongoing nature of this project.

Appn. #: 7110

16. GIS Mapping Support

CSA: Neighborhood Services
CSA Outcome: Safe and Clean Parks, Facilities and Attractions
Department: Parks, Recreation and Neighborhood Services
Description: This project provides funding for the update and maintenance of the Geographic Information Systems (GIS) layers containing parks, trails, and recreation data in the city-wide GIS database. Funding will also be used to provide GIS data analysis and map support for capital improvement projects and partnership development, including limited electronic access to datasets to streamline updates.

EXPENDITURE SCHEDULE (000'S)

Cost Elements	Prior Years	2013-14 Appn.	2013-14 Estimate	2014-15	2015-16	2016-17	2017-18	2018-19	5-Year Total	Beyond 5-Year	Project Total
Maintenance		60	60	60	60	60	60	60	300		
TOTAL		60	60	60	60	60	60	60	300		

FUNDING SOURCE SCHEDULE (000'S)

Parks Construction & Conveyance Tax - Central Fund		60	60	60	60	60	60	60	300		
TOTAL		60	60	60	60	60	60	60	300		

Notes:

Selected budget information is not provided due to the ongoing nature of this project.

Appn. #: 7529

Parks and Community Facilities Development - Central Fund

2015-2019 Adopted Capital Improvement Program

Detail of Non-Construction Projects

17. Parks Maintenance Management System

CSA: Neighborhood Services
CSA Outcome: Safe and Clean Parks, Facilities and Attractions
Department: Parks, Recreation and Neighborhood Services
Description: The Parks Maintenance Management System (PMMS) provides a means of scheduling, coordinating, and budgeting for infrastructure maintenance activities, including both routine preventive maintenance activities and large renovation projects. The allocation provides ongoing funding for the licenses.

EXPENDITURE SCHEDULE (000'S)

Cost Elements	Prior Years	2013-14 Appn.	2013-14 Estimate	2014-15	2015-16	2016-17	2017-18	2018-19	5-Year Total	Beyond 5-Year	Project Total
Program Management		44	44	32	32	32	32	32	160		
TOTAL		44	44	32	32	32	32	32	160		

FUNDING SOURCE SCHEDULE (000'S)

Parks Construction & Conveyance Tax - Central Fund		44	44	32	32	32	32	32	160		
TOTAL		44	44	32	32	32	32	32	160		

Notes:

Selected budget information is not provided due to the ongoing nature of this project.

Appn. #: 5024

18. Parks and Community Facilities Development Office

CSA: Neighborhood Services
CSA Outcome: Safe and Clean Parks, Facilities and Attractions
Department: Parks, Recreation and Neighborhood Services
Description: This allocation provides ongoing funding for Parks and Community Facilities Development Office staffing costs. This office provides services including: the formulation of goals and policies; capital acquisition and development studies; resource analysis; socio-economic research; site plan reviews; grant proposals; preparation of the Capital Budget/Capital Improvement Program; and management of all Parks capital projects.

EXPENDITURE SCHEDULE (000'S)

Cost Elements	Prior Years	2013-14 Appn.	2013-14 Estimate	2014-15	2015-16	2016-17	2017-18	2018-19	5-Year Total	Beyond 5-Year	Project Total
Program Management		3,219	3,219	3,224	3,321	3,421	3,524	3,630	17,120		
TOTAL		3,219	3,219	3,224	3,321	3,421	3,524	3,630	17,120		

FUNDING SOURCE SCHEDULE (000'S)

Parks Construction & Conveyance Tax - Central Fund		3,219	3,219	3,224	3,321	3,421	3,524	3,630	17,120		
TOTAL		3,219	3,219	3,224	3,321	3,421	3,524	3,630	17,120		

Notes:

Selected budget information is not provided due to the ongoing nature of this project.

Appn. #: 4189

Parks and Community Facilities Development - Central Fund

2015-2019 Adopted Capital Improvement Program

Detail of Non-Construction Projects

19. Parks and Community Facilities Greenprint Update

CSA: Neighborhood Services
CSA Outcome: Safe and Clean Parks, Facilities and Attractions
Department: Parks, Recreation and Neighborhood Services
Description: This allocation provides funding to update the Greenprint 2009 strategic planning document to align with key concepts adopted in the City's General Plan, such as Urban Villages, and to incorporate priorities for capital infrastructure funding set forth in the Infrastructure Backlog Study. Adoption of the updated Greenprint is anticipated to occur in 2016.

EXPENDITURE SCHEDULE (000'S)

Cost Elements	Prior Years	2013-14 Appn.	2013-14 Estimate	2014-15	2015-16	2016-17	2017-18	2018-19	5-Year Total	Beyond 5-Year	Project Total
Master Plan/Study				75	175				250		250
TOTAL				75	175				250		250

FUNDING SOURCE SCHEDULE (000'S)

Parks Construction & Conveyance Tax - Central Fund				75	175				250		250
TOTAL				75	175				250		250

Appn. #: 7735

20. Preliminary Engineering

CSA: Neighborhood Services
CSA Outcome: Safe and Clean Parks, Facilities and Attractions
Department: Parks, Recreation and Neighborhood Services
Description: This allocation provides ongoing funding for the research and preparation of preliminary engineering plans for unfunded park projects.

EXPENDITURE SCHEDULE (000'S)

Cost Elements	Prior Years	2013-14 Appn.	2013-14 Estimate	2014-15	2015-16	2016-17	2017-18	2018-19	5-Year Total	Beyond 5-Year	Project Total
Planning and Engineering		183	183	140	140	140	140	140	700		
TOTAL		183	183	140	140	140	140	140	700		

FUNDING SOURCE SCHEDULE (000'S)

Parks Construction & Conveyance Tax - Central Fund		183	183	140	140	140	140	140	700		
TOTAL		183	183	140	140	140	140	140	700		

Notes:

Selected budget information is not provided due to the ongoing nature of this project.

Appn. #: 4192

Parks and Community Facilities Development - Central Fund

2015-2019 Adopted Capital Improvement Program

Detail of Non-Construction Projects

21. Project Administration Support

CSA: Neighborhood Services
CSA Outcome: Safe and Clean Parks, Facilities and Attractions
Department: Parks, Recreation and Neighborhood Services
Description: This allocation provides ongoing funding to support project management costs for park projects performed by the Public Works Department.

EXPENDITURE SCHEDULE (000'S)											
Cost Elements	Prior Years	2013-14 Appn.	2013-14 Estimate	2014-15	2015-16	2016-17	2017-18	2018-19	5-Year Total	Beyond 5-Year	Project Total
Program Management		75	75	75	75	75	75	75	375		
TOTAL		75	75	75	75	75	75	75	375		

FUNDING SOURCE SCHEDULE (000'S)											
Parks Construction & Conveyance Tax - Central Fund		75	75	75	75	75	75	75	375		
TOTAL		75	75	75	75	75	75	75	375		

Notes:
 Selected budget information is not provided due to the ongoing nature of this project.

Appn. #: 4489

22. Property Services

CSA: Neighborhood Services
CSA Outcome: Safe and Clean Parks, Facilities and Attractions
Department: Parks, Recreation and Neighborhood Services
Description: This allocation provides ongoing funding for property services by the Real Estate Services and Asset Management Unit in the Office of Economic Development. Services include preliminary estimates, title search, and preliminary work in the acquisition, lease, and disposal of park properties and trails.

EXPENDITURE SCHEDULE (000'S)											
Cost Elements	Prior Years	2013-14 Appn.	2013-14 Estimate	2014-15	2015-16	2016-17	2017-18	2018-19	5-Year Total	Beyond 5-Year	Project Total
Program Management		100	100	100	100	100	100	100	500		
TOTAL		100	100	100	100	100	100	100	500		

FUNDING SOURCE SCHEDULE (000'S)											
Parks Construction & Conveyance Tax - Central Fund		100	100	100	100	100	100	100	500		
TOTAL		100	100	100	100	100	100	100	500		

Notes:
 Selected budget information is not provided due to the ongoing nature of this project.

Appn. #: 4191

Parks and Community Facilities Development - Central Fund

2015-2019 Adopted Capital Improvement Program

Detail of Non-Construction Projects

23. Volunteer Management

CSA: Neighborhood Services

CSA Outcome: Safe and Clean Parks, Facilities and Attractions

Department: Parks, Recreation and Neighborhood Services

Description: This ongoing allocation provides partial funding for the Volunteer Management Unit in the Parks, Recreation and Neighborhood Services Department. The Unit is responsible for recruiting, training, and placing volunteers in different neighborhood parks and recreational facilities to help with the maintenance and beautification of the various sites. Per the San José Municipal Code, the City Council may appropriate up to 5% of the amount allocated in each Council District Construction and Conveyance Tax Fund for purposes of park maintenance costs for the park improvements located in each district.

EXPENDITURE SCHEDULE (000'S)											
Cost Elements	Prior Years	2013-14 Appn.	2013-14 Estimate	2014-15	2015-16	2016-17	2017-18	2018-19	5-Year Total	Beyond 5-Year	Project Total
Program Management		259	259	229	236	243	250	258	1,216		
TOTAL		259	259	229	236	243	250	258	1,216		
FUNDING SOURCE SCHEDULE (000'S)											
Parks Construction & Conveyance Tax - Central Fund		259	259	229	236	243	250	258	1,216		
TOTAL		259	259	229	236	243	250	258	1,216		

Notes:


Selected budget information is not provided due to the ongoing nature of this project.

Appn. #: 3968



2014-2015 CAPITAL BUDGET

**2015-2019 CAPITAL
IMPROVEMENT PROGRAM**



**PARKS AND
COMMUNITY FACILITIES
DEVELOPMENT
CAPITAL PROGRAM -
CITY-WIDE PARKS**

Parks and Community Facilities Development - City-Wide Parks

2015-2019 Adopted Capital Improvement Program

Source of Funds (Combined)

SOURCE OF FUNDS	Estimated 2013-2014	2014-2015	2015-2016	2016-2017	2017-2018	2018-2019	5-Year Total
General Fund (001)							
Contributions, Loans and Transfers from:							
<u>General Fund</u>							
- Kelley House Demolition	25,000	400,000					400,000
- TRAIL: San Tomas Aquino Pedestrian Improvements		100,000					100,000
Total General Fund	25,000	500,000					500,000
City-Wide Parks Construction & Conveyance Tax Fund (391)							
Beginning Fund Balance	9,311,205	9,583,724	1,341,724	951,724	1,135,724	1,250,724	9,583,724 *
Revenue from Other Agencies:							
<u>County of Santa Clara</u>							
- Guadalupe River Park Rotary Play Garden		250,000					250,000
Contributions, Loans and Transfers from:							
<u>Capital Funds</u>							
- Central Fund	4,088,000	4,523,000	4,433,000	4,431,000	4,368,000	4,302,000	22,057,000
Reserve for Encumbrances	971,519						
Total City-Wide Parks Construction & Conveyance Tax Fund	14,370,724	14,356,724	5,774,724	5,382,724	5,503,724	5,552,724	31,890,724 *
TOTAL SOURCE OF FUNDS	14,395,724	14,856,724	5,774,724	5,382,724	5,503,724	5,552,724	32,390,724 *

* The 2015-2016 through 2018-2019 Beginning Balances are excluded from the FIVE-YEAR TOTAL SOURCE OF FUNDS to avoid multiple counting of the same funds.

Parks and Community Facilities Development - City-Wide Parks

2015-2019 Adopted Capital Improvement Program

Use of Funds (Combined)

USE OF FUNDS	Estimated 2013-2014	2014-2015	2015-2016	2016-2017	2017-2018	2018-2019	5-Year Total
Construction Projects							
Alum Rock Park Bridge Riparian Improvements (Phase 1)	21,000						
Happy Hollow Park and Zoo Phase II Renovations	145,000						
Japanese Friendship Garden Tea House	58,000						
Parks City-Wide Public Art	7,000	45,000	5,000				50,000
Plaza de Cesar Chavez Fountain Repair and Improvements	2,000	5,000					5,000
TRAIL: Thompson Creek Easement	92,000						
1. Alum Rock Park Bridge Repair		322,000					322,000
2. Alum Rock Park Log Cabin Renovation		100,000					100,000
3. Alum Rock Park Security Improvements	3,000	8,000					8,000
4. Alum Rock Park Youth Science Institute Building		100,000					100,000
5. Coleman Soccer Fields		2,339,000					2,339,000
6. Columbus Park Sports Field Lighting Upgrades		150,000					150,000
7. Coy Park Playground Renovation	500,000	100,000					100,000
8. Family Camp Repairs - Rim Fire	900,000	500,000					500,000
9. Happy Hollow Park and Zoo Enhancements		120,000	380,000				500,000
10. Happy Hollow Park and Zoo Exhibit Improvements		285,000					285,000
11. Kelley House Demolition (GF)	25,000	400,000					400,000

Parks and Community Facilities Development - City-Wide Parks
2015-2019 Adopted Capital Improvement Program

Use of Funds (Combined)

USE OF FUNDS (CONT'D.)	Estimated 2013-2014	2014-2015	2015-2016	2016-2017	2017-2018	2018-2019	5-Year Total
Construction Projects							
12. Leininger Center Renovation		453,000					453,000
13. Police Athletic League (PAL) Stadium Improvements		50,000	127,000				177,000
14. Reservable Picnic Areas	53,000	47,000					47,000
15. TRAIL: Three Creeks Interim Improvements and Pedestrian Bridge		188,000					188,000
Total Construction Projects	1,806,000	5,212,000	512,000				5,724,000
Non-Construction							
General Non-Construction							
Infrastructure Backlog Study	9,000						
Vietnamese Cultural Heritage Garden	839,000						
16. City-wide Community Gardens Study		50,000					50,000
17. Community Center People Counter Systems		65,000					65,000
18. Copper Wire Replacement	250,000	338,000	200,000	200,000	200,000	200,000	1,138,000
19. Environmental Mitigation Maintenance and Monitoring	437,000	190,000	190,000	190,000	190,000	190,000	950,000
20. Family Camp Lease	54,000	54,000	54,000	54,000	54,000	54,000	270,000
21. Family Camp Master Plan	22,000	50,000					50,000
22. Family Camp Volunteer Assistance		47,000					47,000
23. Grace Baptist Lease	136,000	143,000	136,000	136,000	136,000	136,000	687,000
24. Guadalupe River Park Rotary Play Garden		425,000					425,000

Parks and Community Facilities Development - City-Wide Parks
2015-2019 Adopted Capital Improvement Program

Use of Funds (Combined)

USE OF FUNDS (CONT'D.)	Estimated 2013-2014	2014-2015	2015-2016	2016-2017	2017-2018	2018-2019	5-Year Total
Non-Construction							
General Non-Construction							
25. Happy Hollow Park and Zoo Catering Services Equipment		84,000					84,000
26. Happy Hollow Park and Zoo Minor Renovations	122,000	162,000					162,000
27. Kelley Park Master Plan		200,000	50,000				250,000
28. Preliminary Engineering - Trails	159,000	150,000	150,000	150,000	150,000	150,000	750,000
29. Project Management	173,000	181,000	186,000	192,000	198,000	204,000	961,000
30. Rancho Del Pueblo Netting Replacement		319,000					319,000
31. Regional Park Call Boxes	1,000	59,000					59,000
32. Soccer Complex Fixtures, Furnishings and Equipment		91,000					91,000
33. TRAIL: Call Boxes Removal		75,000	20,000				95,000
34. TRAIL: Coyote Creek - Singleton Channel Obstruction and Pedestrian Bridge		373,000					373,000
35. TRAIL: Guadalupe River Master Plan (Chynoweth Avenue to Virginia Street)		100,000					100,000
36. TRAIL: San Tomas Aquino Pedestrian Improvements (GF)		100,000					100,000
37. TRAIL: Strategic Planning		100,000					100,000
38. Ventek Machines		250,000					250,000
39. Volunteer Project Support	54,000	40,000	40,000	40,000	40,000	40,000	200,000
Total General Non-Construction	2,256,000	3,646,000	1,026,000	962,000	968,000	974,000	7,576,000

V - 494

Parks and Community Facilities Development - City-Wide Parks
2015-2019 Adopted Capital Improvement Program

Use of Funds (Combined)

USE OF FUNDS (CONT'D.)	Estimated 2013-2014	2014-2015	2015-2016	2016-2017	2017-2018	2018-2019	5-Year Total
Non-Construction							
Capital Equipment and Maintenance							
Minor Building Renovations	50,000	225,000	75,000	75,000	75,000	75,000	525,000
Minor Infrastructure Contract Services	37,000	30,000	30,000	30,000	30,000	30,000	150,000
Strategic Capital Replacement and Maintenance Needs	329,000	240,000	200,000	200,000	200,000	200,000	1,040,000
40. City-wide Facilities Infrastructure Renovations	219,000	200,000	200,000	200,000	200,000	200,000	1,000,000
41. Family Camp Infrastructure Renovations	54,000	855,000	30,000	30,000	30,000	30,000	975,000
42. Sports Complexes Minor Renovations	20,000	20,000	20,000	20,000	20,000	20,000	100,000
43. Undeveloped Acreage Services	41,000	30,000	30,000	30,000	30,000	30,000	150,000
Total Capital Equipment and Maintenance	750,000	1,600,000	585,000	585,000	585,000	585,000	3,940,000
Contributions, Loans and Transfers to General Fund							
Transfer to the General Fund: Human Resources/Payroll System Upgrade		1,000					1,000
Total Contributions, Loans and Transfers to General Fund		1,000					1,000
Reserves							
Family Camp Capital Improvements Reserve		65,000					65,000
Guadalupe River Park Infrastructure Repair Reserve		200,000					200,000
Infrastructure Backlog Reserve		2,700,000	2,700,000	2,700,000	2,700,000	2,700,000	13,500,000

Parks and Community Facilities Development - City-Wide Parks
2015-2019 Adopted Capital Improvement Program

Use of Funds (Combined)

USE OF FUNDS (CONT'D.)	Estimated 2013-2014	2014-2015	2015-2016	2016-2017	2017-2018	2018-2019	5-Year Total
Non-Construction							
Reserves							
Softball Complex Fixtures, Furnishings and Equipment Reserve	91,000					91,000	
Total Reserves		3,056,000	2,700,000	2,700,000	2,700,000	2,700,000	13,856,000
Total Non-Construction	3,006,000	8,303,000	4,311,000	4,247,000	4,253,000	4,259,000	25,373,000
Ending Fund Balance	9,583,724	1,341,724	951,724	1,135,724	1,250,724	1,293,724	1,293,724*
TOTAL USE OF FUNDS	14,395,724	14,856,724	5,774,724	5,382,724	5,503,724	5,552,724	32,390,724*

* The 2014-2015 through 2017-2018 Ending Balances are excluded from the FIVE-YEAR TOTAL USE OF FUNDS to avoid multiple counting of the same funds.

Parks and Community Facilities Development - City-Wide Parks

2015-2019 Adopted Capital Improvement Program

Detail of Construction Projects

1. Alum Rock Park Bridge Repair

CSA:	Neighborhood Services	Initial Start Date:	2nd Qtr. 2012
CSA Outcome:	Safe and Clean Parks, Facilities and Attractions	Revised Start Date:	
Department:	Parks, Recreation and Neighborhood Services	Initial Completion Date:	3rd Qtr. 2013
Council District:	City-wide	Revised Completion Date:	2nd Qtr. 2015
Location:	Alum Rock Avenue and Penitencia Creek Road		

Description: This project provides funding to construct a concrete wall in the water banks near the Youth Science Institute bridge in Alum Rock Park, which will help prevent erosion near the Penitencia Creek banks.

Justification: Repair of the bridge will restore stream functions as well as enhance and restore aquatic resources to benefit native aquatic and riparian species.

EXPENDITURE SCHEDULE (000'S)

Cost Elements	Prior Years	2013-14 Appn.	2013-14 Estimate	2014-15	2015-16	2016-17	2017-18	2018-19	5-Year Total	Beyond 5-Year	Project Total
Construction	16	44		322					322		338
TOTAL	16	44		322					322		338

FUNDING SOURCE SCHEDULE (000'S)

City-Wide Parks Construction & Conveyance Tax Fund	16	44		322					322		338
TOTAL	16	44		322					322		338

ANNUAL OPERATING BUDGET IMPACT (000'S)

None

Major Changes in Project Cost:

2015-2019 CIP - increase of \$278,000 due to the combining of the Alum Rock Park Bridge Riparian Improvements (Phase I) project with the Alum Rock Park Bridge Repair project. The two projects, though for the same purpose, were previously budgeted separately. Beginning in 2014-2015 the funds will be combined as one appropriation.

Notes:

FY Initiated:	2011-2012	Appn. #:	7279
Initial Project Budget:	\$60,000	USGBC LEED:	N/A

Parks and Community Facilities Development - City-Wide Parks

2015-2019 Adopted Capital Improvement Program

Detail of Construction Projects

2. Alum Rock Park Log Cabin Renovation

CSA:	Neighborhood Services	Initial Start Date:	4th Qtr. 2014
CSA Outcome:	Safe and Clean Parks, Facilities and Attractions	Revised Start Date:	
Department:	Parks, Recreation and Neighborhood Services	Initial Completion Date:	2nd Qtr. 2015
Council District:	City-wide	Revised Completion Date:	
Location:	Alum Rock Avenue and Penitencia Creek Road		

Description: This project provides funding to renovate the existing log cabin at Alum Rock Park. Project elements may include restoring the structural and visual aspects of the cabin and making repairs that will improve the safety of the cabin for visitor usage.

Justification: This project provides funding to renovate the existing log cabin, which will improve usage opportunities and address safety concerns.

EXPENDITURE SCHEDULE (000'S)

Cost Elements	Prior Years	2013-14 Appn.	2013-14 Estimate	2014-15	2015-16	2016-17	2017-18	2018-19	5-Year Total	Beyond 5-Year	Project Total
Construction				100					100		100
TOTAL				100					100		100

FUNDING SOURCE SCHEDULE (000'S)

City-Wide Parks Construction & Conveyance Tax Fund	100		100	100
TOTAL	100		100	100

ANNUAL OPERATING BUDGET IMPACT (000'S)

None

Major Changes in Project Cost:

None

Notes:

Additional funding of \$100,000 is provided in the Council District 5 Construction and Conveyance Tax Fund (Fund 382) for this project.

FY Initiated:	2014-2015	Appn. #:	7701
Initial Project Budget:	\$100,000	USGBC LEED:	N/A

Parks and Community Facilities Development - City-Wide Parks

2015-2019 Adopted Capital Improvement Program

Detail of Construction Projects

3. Alum Rock Park Security Improvements

CSA:	Neighborhood Services	Initial Start Date:	3rd Qtr. 2007
CSA Outcome:	Safe and Clean Parks, Facilities and Attractions	Revised Start Date:	3rd Qtr. 2013
Department:	Parks, Recreation and Neighborhood Services	Initial Completion Date:	4th Qtr. 2007
Council District:	City-wide	Revised Completion Date:	4th Qtr. 2014
Location:	Alum Rock Avenue and Penitencia Creek Road		

Description: This project provides funding for the installation of security equipment and cameras outside of the restroom building at Alum Rock Park. The camera will monitor the park entrance, parking lot, and restroom facilities.

Justification: This project provides funding to improve patron safety at the regional park.

EXPENDITURE SCHEDULE (000'S)

Cost Elements	Prior Years	2013-14 Appn.	2013-14 Estimate	2014-15	2015-16	2016-17	2017-18	2018-19	5-Year Total	Beyond 5-Year	Project Total
Construction		11	3	8					8		11
TOTAL		11	3	8					8		11

FUNDING SOURCE SCHEDULE (000'S)

City-Wide Parks Construction & Conveyance Tax Fund		11	3	8					8		11
TOTAL		11	3	8					8		11

ANNUAL OPERATING BUDGET IMPACT (000'S)

None

Major Changes in Project Cost:

None

Notes:

FY Initiated:	2007-2008	Appn. #:	6104
Initial Project Budget:	\$11,000	USGBC LEED:	N/A

Parks and Community Facilities Development - City-Wide Parks

2015-2019 Adopted Capital Improvement Program

Detail of Construction Projects

4. Alum Rock Park Youth Science Institute Building

CSA:	Neighborhood Services	Initial Start Date:	3rd Qtr. 2014
CSA Outcome:	Safe and Clean Parks, Facilities and Attractions	Revised Start Date:	
Department:	Parks, Recreation and Neighborhood Services	Initial Completion Date:	2nd Qtr. 2015
Council District:	City-wide	Revised Completion Date:	
Location:	Alum Rock Avenue and Penitencia Creek Road		

Description: This project provides funding to make infrastructure repairs to the existing Alum Rock Park Youth Science Institute building. Project elements may include painting the interior and exterior of the building, sealing and waxing the historic tile flooring, replacing inefficient spot lights with new products, repairing mortar in the chimney, and adding electrical lines for additional room lighting.

Justification: The Alum Rock Youth Science Institute is a popular educational asset within Alum Rock Park for both youth and adult park visitors. Improvements will allow for continued use of the building in a safe and comfortable environment.

EXPENDITURE SCHEDULE (000'S)

Cost Elements	Prior Years	2013-14 Appn.	2013-14 Estimate	2014-15	2015-16	2016-17	2017-18	2018-19	5-Year Total	Beyond 5-Year	Project Total
Construction				100					100		100
TOTAL				100					100		100

FUNDING SOURCE SCHEDULE (000'S)

City-Wide Parks Construction & Conveyance Tax Fund									100		100
TOTAL				100					100		100

ANNUAL OPERATING BUDGET IMPACT (000'S)

None

Major Changes in Project Cost:

None

Notes:

FY Initiated:	2014-2015	Appn. #:	7702
Initial Project Budget:	\$100,000	USGBC LEED:	N/A

Parks and Community Facilities Development - City-Wide Parks

2015-2019 Adopted Capital Improvement Program

Detail of Construction Projects

5. Coleman Soccer Fields

CSA:	Neighborhood Services	Initial Start Date:	2nd Qtr. 2011
CSA Outcome:	Safe and Clean Parks, Facilities and Attractions	Revised Start Date:	1st Qtr. 2014
Department:	Parks, Recreation and Neighborhood Services	Initial Completion Date:	2nd Qtr. 2003
Council District:	City-wide	Revised Completion Date:	2nd Qtr. 2015
Location:	West of Coleman Avenue and Aviation Avenue		

Description: This project provides partial funding for the construction of a new soccer complex on a City-owned 9.5 acre site near Coleman Avenue. This project provides funding for the development of construction documents, the design and construction of four artificial turf soccer fields with night use lighting and amenities, a concession/restroom and changing room multi-service building, a 54 car parking lot, a decorative metal fence that will incorporate a public art element, irrigation and planting, and removal of hazardous soils as necessary.

Justification: Providing new sports fields was identified in the Greenprint for Parks and Community Facilities and Programs and funded by the San José Safe Neighborhood Parks and Recreation Bond, approved by voters in November 2000.

EXPENDITURE SCHEDULE (000'S)

Cost Elements	Prior Years	2013-14 Appn.	2013-14 Estimate	2014-15	2015-16	2016-17	2017-18	2018-19	5-Year Total	Beyond 5-Year	Project Total
Construction		2,339		2,339					2,339		2,339
TOTAL		2,339		2,339					2,339		2,339

FUNDING SOURCE SCHEDULE (000'S)

City-Wide Parks Construction & Conveyance Tax Fund		2,339		2,339				2,339		2,339
TOTAL		2,339		2,339				2,339		2,339

ANNUAL OPERATING BUDGET IMPACT (000'S)

Cost Offset*
Maintenance*
Operating*

TOTAL

Major Changes in Project Cost:

None

Notes:

Additional funding of \$16.1 million is provided in the Soccer Complex appropriation in the Parks and Recreation Bond Projects Fund (Fund 471) for this project.

* The San José Earthquakes will be operating and maintaining this facility. It is anticipated that the facility will generate excess revenues of which at least \$500,000 is recommended to pay off debt service costs associated with the land.

FY Initiated:	2000-2001	Appn. #:	3989
Initial Project Budget:	\$2,339,000	USGBC LEED:	N/A

Parks and Community Facilities Development - City-Wide Parks

2015-2019 Adopted Capital Improvement Program

Detail of Construction Projects

6. Columbus Park Sports Field Lighting Upgrades

CSA:	Neighborhood Services	Initial Start Date:	3rd Qtr. 2014
CSA Outcome:	Safe and Clean Parks, Facilities and Attractions	Revised Start Date:	
Department:	Parks, Recreation and Neighborhood Services	Initial Completion Date:	2nd Qtr. 2015
Council District:	City-wide	Revised Completion Date:	
Location:	Asbury Street and Irene Street		

Description: This project provides funding to renovate the existing night lighting for two softball fields at Columbus Park, which will enhance the night play value of the sports fields.

Justification: This project provides funding for new night lighting, which may increase revenue generation.

EXPENDITURE SCHEDULE (000'S)

Cost Elements	Prior Years	2013-14 Appn.	2013-14 Estimate	2014-15	2015-16	2016-17	2017-18	2018-19	5-Year Total	Beyond 5-Year	Project Total
Development				3					3		3
Design				20					20		20
Bid & Award				10					10		10
Construction				115					115		115
Post Construction				2					2		2
TOTAL				150					150		150

FUNDING SOURCE SCHEDULE (000'S)

City-Wide Parks Construction & Conveyance Tax Fund	150	150	150
TOTAL	150	150	150

ANNUAL OPERATING BUDGET IMPACT (000'S)

None

Major Changes in Project Cost:

None

Notes:

FY Initiated:	2014-2015	Appn. #:	7703
Initial Project Budget:	\$150,000	USGBC LEED:	N/A

Parks and Community Facilities Development - City-Wide Parks

2015-2019 Adopted Capital Improvement Program

Detail of Construction Projects

7. Coy Park Playground Renovation

CSA:	Neighborhood Services	Initial Start Date:	3rd Qtr. 2011
CSA Outcome:	Safe and Clean Parks, Facilities and Attractions	Revised Start Date:	
Department:	Parks, Recreation and Neighborhood Services	Initial Completion Date:	4th Qtr. 2012
Council District:	City-wide	Revised Completion Date:	4th Qtr. 2014
Location:	Coy Drive and Sigrid Way		

Description: This project provides partial funding to replace the playground equipment at Coy Park. Project elements include removing the existing playground equipment in the youth and tot lots and replacing it with universally accessible play structures for children of all abilities.

Justification: This project provides funding to replace the deteriorated playground equipment, which will increase usage and improve safety and accessibility.

EXPENDITURE SCHEDULE (000'S)

Cost Elements	Prior Years	2013-14 Appn.	2013-14 Estimate	2014-15	2015-16	2016-17	2017-18	2018-19	5-Year Total	Beyond 5-Year	Project Total
Construction		600	500								500
Post Construction				100					100		100
TOTAL		600	500	100					100		600

FUNDING SOURCE SCHEDULE (000'S)

City-Wide Parks Construction & Conveyance Tax Fund		600	500	100					100		600
TOTAL		600	500	100					100		600

ANNUAL OPERATING BUDGET IMPACT (000'S)

None

Major Changes in Project Cost:

None

Notes:

Additional funding of \$256,000 is provided in the Park Trust Fund (Fund 375) for this project. This funding was received from the Metcalf Energy Center Cooperation Agreement, which is stipulated to be used for development in the Santa Teresa/South San José area. This funding was originally allocated in the TRAIL: Albertson Parkway project. However, the trail project completed with savings of \$600,000, which was redistributed to the Coy Park Playground Renovation project in 2011-2012.

FY Initiated:	2011-2012	Appn. #:	7296
Initial Project Budget:	\$600,000	USGBC LEED:	N/A

Parks and Community Facilities Development - City-Wide Parks

2015-2019 Adopted Capital Improvement Program

Detail of Construction Projects

8. Family Camp Repairs - Rim Fire

CSA:	Neighborhood Services	Initial Start Date:	3rd Qtr. 2013
CSA Outcome:	Vibrant Cultural, Learning and Leisure Opportunities	Revised Start Date:	
Department:	Parks, Recreation and Neighborhood Services	Initial Completion Date:	2nd Qtr. 2014
Council District:	City-wide	Revised Completion Date:	2nd Qtr. 2015
Location:	Highway 120 at the Tuolumne River		

Description: This project provides funding for repairs related to the Rim Fire, which impacted San José Family Camp in August 2013. Project elements include repairs to the potable water well system and holding tanks, irrigation system, electrical system, sewer farm equipment and spray field, tents and other fire-related repairs, and removal of hazardous trees.

Justification: This project provides funding for necessary repairs to San José Family Camp due to the Rim Fire.

EXPENDITURE SCHEDULE (000'S)											
Cost Elements	Prior Years	2013-14 Appn.	2013-14 Estimate	2014-15	2015-16	2016-17	2017-18	2018-19	5-Year Total	Beyond 5-Year	Project Total
Construction		900	900	500					500		1,400
TOTAL		900	900	500					500		1,400

FUNDING SOURCE SCHEDULE (000'S)											
Cost Elements	Prior Years	2013-14 Appn.	2013-14 Estimate	2014-15	2015-16	2016-17	2017-18	2018-19	5-Year Total	Beyond 5-Year	Project Total
City-Wide Parks Construction & Conveyance Tax Fund		900	900	500					500		1,400
TOTAL		900	900	500					500		1,400

ANNUAL OPERATING BUDGET IMPACT (000'S)										
None										

Major Changes in Project Cost:

2015-2019 CIP - increase of \$500,000 due to unanticipated additional costs related to rebuilding the tent structures in accordance with current building code requirements. Additionally, after a reassessment of fire-damaged trees that were placed on a watch list, it was determined that the trees were a public safety hazard and their removal was necessary.

The additional repair costs are anticipated to be partially reimbursed by the City's insurance policy, Federal Emergency Management Agency, and California Governor's Office of Emergency Services disaster relief funding.

Notes:

FY Initiated:	2013-2014	Appn. #:	7651
Initial Project Budget:	\$900,000	USGBC LEED:	N/A

Parks and Community Facilities Development - City-Wide Parks

2015-2019 Adopted Capital Improvement Program

Detail of Construction Projects

9. Happy Hollow Park and Zoo Enhancements

CSA:	Neighborhood Services	Initial Start Date:	3rd Qtr. 2014
CSA Outcome:	Safe and Clean Parks, Facilities and Attractions	Revised Start Date:	
Department:	Parks, Recreation and Neighborhood Services	Initial Completion Date:	2nd Qtr. 2016
Council District:	City-wide	Revised Completion Date:	
Location:	1300 Senter Road		

Description: This project provides funding to add a new ride and other minor enhancements to the amusement park at Happy Hollow Park and Zoo. Project elements may include site work preparation, installation of a new ride, installation of a new ride operator booth, construction of new queue lines, installation of shade structures, and installation of new signage.

Justification: The installation of a new ride and other minor enhancements at Happy Hollow Park and Zoo will enhance patron's experience and may increase revenue generation.

EXPENDITURE SCHEDULE (000'S)

Cost Elements	Prior Years	2013-14 Appn.	2013-14 Estimate	2014-15	2015-16	2016-17	2017-18	2018-19	5-Year Total	Beyond 5-Year	Project Total
Development			40						40		40
Design			80						80		80
Bid & Award					15				15		15
Construction					360				360		360
Post Construction					5				5		5
TOTAL				120	380				500		500

FUNDING SOURCE SCHEDULE (000'S)

City-Wide Parks Construction & Conveyance Tax Fund											
			120	380					500		500
TOTAL			120	380					500		500

ANNUAL OPERATING BUDGET IMPACT (000'S)

None

Major Changes in Project Cost:

None

Notes:

FY Initiated:	2014-2015	Appn. #:	7704
Initial Project Budget:	\$500,000	USGBC LEED:	N/A

Parks and Community Facilities Development - City-Wide Parks

2015-2019 Adopted Capital Improvement Program

Detail of Construction Projects

10. Happy Hollow Park and Zoo Exhibit Improvements

CSA:	Neighborhood Services	Initial Start Date:	3rd Qtr. 2013
CSA Outcome:	Safe and Clean Parks, Facilities and Attractions	Revised Start Date:	3rd Qtr. 2014
Department:	Parks, Recreation and Neighborhood Services	Initial Completion Date:	2nd Qtr. 2014
Council District:	City-wide	Revised Completion Date:	2nd Qtr. 2015
Location:	1300 Senter Road		

Description: This project provides funding to install electrical, plumbing, sewer lines, and shading for a new animal exhibit and corporate picnic area at Happy Hollow Park and Zoo.

Justification: This project provides funding for minor improvements to new corporate picnic area that may also double as an animal exhibit area, which will preserve infrastructure and improve usage opportunities at Happy Hollow Park and Zoo.

EXPENDITURE SCHEDULE (000'S)

Cost Elements	Prior Years	2013-14 Appn.	2013-14 Estimate	2014-15	2015-16	2016-17	2017-18	2018-19	5-Year Total	Beyond 5-Year	Project Total
Construction		285		285					285		285
TOTAL		285		285					285		285

FUNDING SOURCE SCHEDULE (000'S)

City-Wide Parks Construction & Conveyance Tax Fund		285		285					285		285
TOTAL		285		285					285		285

ANNUAL OPERATING BUDGET IMPACT (000'S)

None

Major Changes in Project Cost:

None

Notes:

FY Initiated:	2013-2014	Appn. #:	7533
Initial Project Budget:	\$285,000	USGBC LEED:	N/A

Parks and Community Facilities Development - City-Wide Parks

2015-2019 Adopted Capital Improvement Program

Detail of Construction Projects

11. Kelley House Demolition (GF)

CSA:	Neighborhood Services	Initial Start Date:	2nd Qtr. 2014
CSA Outcome:	Safe and Clean Parks, Facilities and Attractions	Revised Start Date:	
Department:	Parks, Recreation and Neighborhood Services	Initial Completion Date:	4th Qtr. 2014
Council District:	City-wide	Revised Completion Date:	
Location:	1300 Senter Road		

Description: This project provides funding to demolish the fire-damaged Kelley House at Kelley Park. Project elements include salvage and storage of historically significant articles from the house, removal and disposal of remaining hazardous materials, demolition of the house, and creation of a safe area for eventual public use.

Justification: This project provides funding to remove the Kelley House at Kelley Park, which was damaged by a two-alarm fire in February 2012.

EXPENDITURE SCHEDULE (000'S)

Cost Elements	Prior Years	2013-14 Appn.	2013-14 Estimate	2014-15	2015-16	2016-17	2017-18	2018-19	5-Year Total	Beyond 5-Year	Project Total
Construction		425	25	400					400		425
TOTAL		425	25	400					400		425

FUNDING SOURCE SCHEDULE (000'S)

General Fund	425	25	400						400		425
TOTAL	425	25	400						400		425

ANNUAL OPERATING BUDGET IMPACT (000'S)

None

Major Changes in Project Cost:

None

Notes:

FY Initiated:	2013-2014	Appn. #:	7643
Initial Project Budget:	\$425,000	USGBC LEED:	N/A

Parks and Community Facilities Development - City-Wide Parks

2015-2019 Adopted Capital Improvement Program

Detail of Construction Projects

12. Leininger Center Renovation

CSA:	Neighborhood Services	Initial Start Date:	3rd Qtr. 2014
CSA Outcome:	Safe and Clean Parks, Facilities and Attractions	Revised Start Date:	
Department:	Parks, Recreation and Neighborhood Services	Initial Completion Date:	2nd Qtr. 2015
Council District:	City-wide	Revised Completion Date:	
Location:	1300 Senter Road		

Description: This project provides funding to renovate the interior of the Leininger Center. Improvements in the multi-purpose room may include installing new vinyl composite tile flooring, replacing windows, installing an audio visual system, improving the existing lighting, and refinishing the wood panels. Additional improvements in other areas of Leininger Center include installing new carpet in the office areas, remodeling the kitchen, improving lighting in the offices, and installing vinyl composite tile flooring in the restrooms and hallway.

Justification: This project provides funding for improvements to Leininger Center, which will make the facility more attractive and functional for rentals and may increase revenue generation.

EXPENDITURE SCHEDULE (000'S)

Cost Elements	Prior Years	2013-14 Appn.	2013-14 Estimate	2014-15	2015-16	2016-17	2017-18	2018-19	5-Year Total	Beyond 5-Year	Project Total
Design				138					138		138
Bid & Award				5					5		5
Construction				310					310		310
TOTAL				453					453		453

FUNDING SOURCE SCHEDULE (000'S)

City-Wide Parks Construction & Conveyance Tax Fund		453		453	453
TOTAL		453		453	453

ANNUAL OPERATING BUDGET IMPACT (000'S)

None

Major Changes in Project Cost:

None

Notes:

FY Initiated:	2014-2015	Appn. #:	7706
Initial Project Budget:	\$453,000	USGBC LEED:	N/A

Parks and Community Facilities Development - City-Wide Parks

2015-2019 Adopted Capital Improvement Program

Detail of Construction Projects

13. Police Athletic League (PAL) Stadium Improvements

CSA:	Neighborhood Services	Initial Start Date:	1st Qtr. 2015
CSA Outcome:	Safe and Clean Parks, Facilities and Attractions	Revised Start Date:	
Department:	Parks, Recreation and Neighborhood Services	Initial Completion Date:	2nd Qtr. 2016
Council District:	City-wide	Revised Completion Date:	
Location:	680 South 34th Street		

Description: This project provides funding for improvements at the Police Athletic League (PAL) Stadium. Project elements may include replacing the aging electrical switch-gear used to operate the sport fields' lights, removing and relocating the groundskeeper's maintenance facility, installing a garage and a fenced storage area, and constructing a picnic area.

Justification: This project provides funding for improvements at PAL Stadium, which may increase revenue generation and will enhance the patron's experience.

EXPENDITURE SCHEDULE (000'S)

Cost Elements	Prior Years	2013-14 Appn.	2013-14 Estimate	2014-15	2015-16	2016-17	2017-18	2018-19	5-Year Total	Beyond 5-Year	Project Total
Development				10					10		10
Design				40					40		40
Bid & Award					10				10		10
Construction					112				112		112
Post Construction					5				5		5
TOTAL				50	127				177		177

FUNDING SOURCE SCHEDULE (000'S)

City-Wide Parks Construction & Conveyance Tax Fund											
				50	127				177		177
TOTAL				50	127				177		177

ANNUAL OPERATING BUDGET IMPACT (000'S)

None

Major Changes in Project Cost:

None

Notes:

FY Initiated:	2014-2015	Appn. #:	7707
Initial Project Budget:	\$177,000	USGBC LEED:	N/A

Parks and Community Facilities Development - City-Wide Parks

2015-2019 Adopted Capital Improvement Program

Detail of Construction Projects

14. Reservable Picnic Areas

CSA:	Neighborhood Services	Initial Start Date:	3rd Qtr. 2013
CSA Outcome:	Safe and Clean Parks, Facilities and Attractions	Revised Start Date:	
Department:	Parks, Recreation and Neighborhood Services	Initial Completion Date:	1st Qtr. 2014
Council District:	City-wide	Revised Completion Date:	2nd Qtr. 2015
Location:	Citywide		

Description: This project provides funding to develop and construct up to six new reservable picnic areas at various parks throughout the City.

Justification: This project provides funding for the construction of new reservable picnic areas, which will improve the park user's experience and provide additional revenues to the City.

EXPENDITURE SCHEDULE (000'S)

Cost Elements	Prior Years	2013-14 Appn.	2013-14 Estimate	2014-15	2015-16	2016-17	2017-18	2018-19	5-Year Total	Beyond 5-Year	Project Total
Development		5	5								5
Design		30	30								30
Bid & Award		5	5								5
Construction		60	13	47					47		60
TOTAL		100	53	47					47		100

FUNDING SOURCE SCHEDULE (000'S)

City-Wide Parks Construction & Conveyance Tax Fund		100	53	47					47		100
TOTAL		100	53	47					47		100

ANNUAL OPERATING BUDGET IMPACT (000'S)

Cost Offset*

TOTAL

Major Changes in Project Cost:

None

Notes:

* Any revenue generated from the additional reservable picnic sites will be reflected in the Parks, Recreation and Neighborhood Services Department's fee activities.

FY Initiated:	2013-2014	Appn. #:	7534
Initial Project Budget:	\$100,000	USGBC LEED:	N/A

Parks and Community Facilities Development - City-Wide Parks

2015-2019 Adopted Capital Improvement Program

Detail of Construction Projects

15. TRAIL: Three Creeks Interim Improvements and Pedestrian Bridge

CSA:	Neighborhood Services	Initial Start Date:	3rd Qtr. 2011
CSA Outcome:	Vibrant Cultural, Learning and Leisure Opportunities	Revised Start Date:	1st Qtr. 2012
Department:	Parks, Recreation and Neighborhood Services	Initial Completion Date:	4th Qtr. 2012
Council District:	City-wide	Revised Completion Date:	2nd Qtr. 2015
Location:	Three Creeks Trail; Coe Avenue to Minnesota Avenue		

Description: This project provides partial funding for improvements along the Three Creeks Trail. Project elements include the installation of signage, replacement of the former bridge with a free-span pedestrian bridge, and installation of fencing. These improvements will allow pedestrian and bicyclists to safely access the open space.

Justification: Development of trails is consistent with the City Council adopted Greenprint, General Plan, and Green Vision.

EXPENDITURE SCHEDULE (000'S)

Cost Elements	Prior Years	2013-14 Appn.	2013-14 Estimate	2014-15	2015-16	2016-17	2017-18	2018-19	5-Year Total	Beyond 5-Year	Project Total
Construction		188		188					188		188
TOTAL		188		188					188		188

FUNDING SOURCE SCHEDULE (000'S)

City-Wide Parks Construction & Conveyance Tax Fund		188		188					188		188
TOTAL		188		188					188		188

ANNUAL OPERATING BUDGET IMPACT (000'S)

Maintenance*

TOTAL

Major Changes in Project Cost:

None

Notes:

This project is funded from the Council District 6 Construction and Conveyance Tax Fund (Fund 384 - \$215,000), Parks City-Wide Construction and Conveyance Tax Fund (Fund 391 - \$188,000), and the Park Trust Fund (Fund 375 - \$2.2 million). Grant funding has been awarded from the Santa Clara Valley Water District (\$450,000) and the State of California under the Proposition 40 grant program (\$1.8 million) for this project. Once the grant funding has been received, the Council District 6 Construction and Conveyance Tax Fund, the Parks City-Wide Construction and Conveyance Tax Fund, and the Park Trust Fund will be reimbursed accordingly.

* The maintenance impacts associated with this project are displayed in the Council District 6 Construction and Conveyance Tax Fund.

FY Initiated:	2013-2014	Appn. #:	7307
Initial Project Budget:	\$188,000	USGBC LEED:	N/A

Parks and Community Facilities Development - City-Wide Parks

2015-2019 Adopted Capital Improvement Program

Detail of Non-Construction Projects

16. City-wide Community Gardens Study

CSA: Neighborhood Services
CSA Outcome: Safe and Clean Parks, Facilities and Attractions
Department: Parks, Recreation and Neighborhood Services
Description: This project provides funding to prepare a feasibility study to determine the optimum future sites for community gardens throughout the City, as well as determine the most effective model to operate and manage the gardens.

EXPENDITURE SCHEDULE (000'S)											
Cost Elements	Prior Years	2013-14 Appn.	2013-14 Estimate	2014-15	2015-16	2016-17	2017-18	2018-19	5-Year Total	Beyond 5-Year	Project Total
Master Plan/Study		50		50					50		50
TOTAL		50		50					50		50
FUNDING SOURCE SCHEDULE (000'S)											
City-Wide Parks Construction & Conveyance Tax Fund		50		50					50		50
TOTAL		50		50					50		50

Appn. #: 7530

17. Community Center People Counter Systems

CSA: Neighborhood Services
CSA Outcome: Vibrant Cultural, Learning and Leisure Opportunities
Department: Parks, Recreation and Neighborhood Services
Description: This allocation provides funding to purchase and install people counter systems at hub community centers. The equipment will allow Parks, Recreation and Neighborhood Services (PRNS) to better analyze traffic flow and usage at sites. Information gathered will help PRNS to better staff sites and will assist in developing revenue generating programs and services.

EXPENDITURE SCHEDULE (000'S)											
Cost Elements	Prior Years	2013-14 Appn.	2013-14 Estimate	2014-15	2015-16	2016-17	2017-18	2018-19	5-Year Total	Beyond 5-Year	Project Total
Equipment		65		65					65		65
TOTAL		65		65					65		65
FUNDING SOURCE SCHEDULE (000'S)											
City-Wide Parks Construction & Conveyance Tax Fund		65		65					65		65
TOTAL		65		65					65		65

Appn. #: 7429

Parks and Community Facilities Development - City-Wide Parks

2015-2019 Adopted Capital Improvement Program

Detail of Non-Construction Projects

18. Copper Wire Replacement

CSA: Neighborhood Services
CSA Outcome: Safe and Clean Parks, Facilities and Attractions
Department: Parks, Recreation and Neighborhood Services
Description: This allocation provides ongoing funding to replace stolen copper wire at parks and recreation facilities throughout the City.

EXPENDITURE SCHEDULE (000'S)											
Cost Elements	Prior Years	2013-14 Appn.	2013-14 Estimate	2014-15	2015-16	2016-17	2017-18	2018-19	5-Year Total	Beyond 5-Year	Project Total
Equipment		288	250	338	200	200	200	200	1,138		
TOTAL		288	250	338	200	200	200	200	1,138		

FUNDING SOURCE SCHEDULE (000'S)											
City-Wide Parks Construction & Conveyance Tax Fund		288	250	338	200	200	200	200	1,138		
TOTAL		288	250	338	200	200	200	200	1,138		

Notes:
 Selected budget information is not provided due to the ongoing nature of this project.

Appn. #: 7512

19. Environmental Mitigation Maintenance and Monitoring

CSA: Neighborhood Services
CSA Outcome: Safe and Clean Parks, Facilities and Attractions
Department: Parks, Recreation and Neighborhood Services
Description: This allocation provides ongoing funding for monitoring and maintaining environmental mitigation areas associated with capital projects. This monitoring effort, which is often mandated by the State of California, requires the use of qualified biologists to prepare and submit reports as to the condition of sites.

EXPENDITURE SCHEDULE (000'S)											
Cost Elements	Prior Years	2013-14 Appn.	2013-14 Estimate	2014-15	2015-16	2016-17	2017-18	2018-19	5-Year Total	Beyond 5-Year	Project Total
Program Management		437	437	190	190	190	190	190	950		
TOTAL		437	437	190	190	190	190	190	950		

FUNDING SOURCE SCHEDULE (000'S)											
City-Wide Parks Construction & Conveyance Tax Fund		437	437	190	190	190	190	190	950		
TOTAL		437	437	190	190	190	190	190	950		

Notes:
 Selected budget information is not provided due to the ongoing nature of this project.

Appn. #: 5192

Parks and Community Facilities Development - City-Wide Parks

2015-2019 Adopted Capital Improvement Program

Detail of Non-Construction Projects

20. Family Camp Lease

CSA: Neighborhood Services
CSA Outcome: Vibrant Cultural, Learning and Leisure Opportunities
Department: Parks, Recreation and Neighborhood Services
Description: This allocation provides funding for the annual lease payment to the United States Forest Service for Family Camp at Yosemite. The lease is renewed every five years.

EXPENDITURE SCHEDULE (000'S)											
Cost Elements	Prior Years	2013-14 Appn.	2013-14 Estimate	2014-15	2015-16	2016-17	2017-18	2018-19	5-Year Total	Beyond 5-Year	Project Total
Lease		54	54	54	54	54	54	54	270		
TOTAL		54	54	54	54	54	54	54	270		

FUNDING SOURCE SCHEDULE (000'S)											
City-Wide Parks Construction & Conveyance Tax Fund		54	54	54	54	54	54	54	270		
TOTAL		54	54	54	54	54	54	54	270		

Notes:
 Selected budget information is not provided due to the ongoing nature of this project.

Appn. #: 6546

21. Family Camp Master Plan

CSA: Neighborhood Services
CSA Outcome: Vibrant Cultural, Learning and Leisure Opportunities
Department: Parks, Recreation and Neighborhood Services
Description: This project provides funding for the development of a master plan for Family Camp at Yosemite, which is required by the United States Forest Service (USFS) for the renewal of the 20-year special-use permit allowing the City's use of the camp. The Master Plan will include a comprehensive evaluation of camp facilities and identify opportunities to upgrade the facilities to ensure regulatory compliance.

EXPENDITURE SCHEDULE (000'S)											
Cost Elements	Prior Years	2013-14 Appn.	2013-14 Estimate	2014-15	2015-16	2016-17	2017-18	2018-19	5-Year Total	Beyond 5-Year	Project Total
Master Plan/Study		322	70	22	50				50		394
TOTAL		322	70	22	50				50		394

FUNDING SOURCE SCHEDULE (000'S)											
City-Wide Parks Construction & Conveyance Tax Fund		322	70	22	50				50		394
TOTAL		322	70	22	50				50		394

Notes:
 The master planning process is anticipated to be complete by June 2016.

Appn. #: 7143

Parks and Community Facilities Development - City-Wide Parks

2015-2019 Adopted Capital Improvement Program

Detail of Non-Construction Projects

22. Family Camp Volunteer Assistance

CSA: Neighborhood Services
CSA Outcome: Safe and Clean Parks, Facilities and Attractions
Department: Parks, Recreation and Neighborhood Services
Description: This allocation provides funding for City staff to oversee and assist volunteers from the Friends of Family Camp at Yosemite with the implementation of various infrastructure projects. Projects may include upgrades to the potable water system, pruning or removal of trees, and select upgrades to roadways and tent platforms.

EXPENDITURE SCHEDULE (000'S)											
Cost Elements	Prior Years	2013-14 Appn.	2013-14 Estimate	2014-15	2015-16	2016-17	2017-18	2018-19	5-Year Total	Beyond 5-Year	Project Total
Engineering & Inspection		6	47	47					47		53
TOTAL		6	47	47					47		53

FUNDING SOURCE SCHEDULE (000'S)											
Cost Elements	Prior Years	2013-14 Appn.	2013-14 Estimate	2014-15	2015-16	2016-17	2017-18	2018-19	5-Year Total	Beyond 5-Year	Project Total
City-Wide Parks Construction & Conveyance Tax Fund		6	47	47					47		53
TOTAL		6	47	47					47		53

Appn. #: 7184

23. Grace Baptist Lease

CSA: Neighborhood Services
CSA Outcome: Vibrant Cultural, Learning and Leisure Opportunities
Department: Parks, Recreation and Neighborhood Services
Description: This allocation provides funding for the lease payment at Grace Baptist Church to house the Grace Community Center program for adults with mental disabilities. This lease is renewed annually.

EXPENDITURE SCHEDULE (000'S)											
Cost Elements	Prior Years	2013-14 Appn.	2013-14 Estimate	2014-15	2015-16	2016-17	2017-18	2018-19	5-Year Total	Beyond 5-Year	Project Total
Lease		136	136	143	136	136	136	136	687		
TOTAL		136	136	143	136	136	136	136	687		

FUNDING SOURCE SCHEDULE (000'S)											
Cost Elements	Prior Years	2013-14 Appn.	2013-14 Estimate	2014-15	2015-16	2016-17	2017-18	2018-19	5-Year Total	Beyond 5-Year	Project Total
City-Wide Parks Construction & Conveyance Tax Fund		136	136	143	136	136	136	136	687		
TOTAL		136	136	143	136	136	136	136	687		

Notes:

Selected budget information is not provided due to the ongoing nature of this project. Manager's Budget Addendum #27 included a recommendation, which was approved by the City Council through the Mayor's June 2014 Budget Message, to increase the 2014-2015 budget by \$9,000. This increase is necessary due to the Grace Baptist Church increasing the annual lease revenue. This appropriation will be re-evaluated and adjusted accordingly for the remainder of the years of the CIP during the 2015-2016 budget process.

Appn. #: 5036

Parks and Community Facilities Development - City-Wide Parks

2015-2019 Adopted Capital Improvement Program

Detail of Non-Construction Projects

24. Guadalupe River Park Rotary Play Garden

CSA: Neighborhood Services
CSA Outcome: Safe and Clean Parks, Facilities and Attractions
Department: Parks, Recreation and Neighborhood Services
Description: This allocation contributes funding to the Rotary Club for the design and construction of the Rotary Children's Play Garden at Guadalupe River Park and Gardens. The completed garden will include natural features, play structures, and creative opportunities for play for children of all abilities.

EXPENDITURE SCHEDULE (000'S)

Cost Elements	Prior Years	2013-14 Appn.	2013-14 Estimate	2014-15	2015-16	2016-17	2017-18	2018-19	5-Year Total	Beyond 5-Year	Project Total
Payment to Developers		175		425					425		425
TOTAL		175		425					425		425

FUNDING SOURCE SCHEDULE (000'S)

City-Wide Parks Construction & Conveyance Tax Fund		175		425					425		425
TOTAL		175		425					425		425

Notes:

The estimated cost to design and construct the facility is \$6.1 million, with the Rotary Club contributing \$4.4 million, the County of Santa Clara contributing \$250,000, and the City contributing \$1.4 million (\$1.2 million in the Park Trust Fund and \$175,000 in the Parks City-Wide C&C Tax Fund). The Parks City-Wide C&C Tax Fund will receive the County of Santa Clara's portion of funding and will provide the payment directly to the Rotary Club in 2014-2015. The maintenance costs associated with the completed play garden will be provided by the Guadalupe River Park Conservancy.

Appn. #: 7531

25. Happy Hollow Park and Zoo Catering Services Equipment

CSA: Neighborhood Services
CSA Outcome: Vibrant Cultural, Learning and Leisure Opportunities
Department: Parks, Recreation and Neighborhood Services
Description: This allocation provides funding to expand Happy Hollow Park and Zoo catering services to include offering boxed lunches for summer nutrition sites, camps, and other recreation program participants.

EXPENDITURE SCHEDULE (000'S)

Cost Elements	Prior Years	2013-14 Appn.	2013-14 Estimate	2014-15	2015-16	2016-17	2017-18	2018-19	5-Year Total	Beyond 5-Year	Project Total
Equipment		84		84					84		84
TOTAL		84		84					84		84

FUNDING SOURCE SCHEDULE (000'S)

City-Wide Parks Construction & Conveyance Tax Fund		84		84					84		84
TOTAL		84		84					84		84

Notes:

The funds allocated above will provide for the purchase of a van, a trailer, and catering equipment.

Appn. #: 7532

Parks and Community Facilities Development - City-Wide Parks

2015-2019 Adopted Capital Improvement Program

Detail of Non-Construction Projects

26. Happy Hollow Park and Zoo Minor Renovations

CSA: Neighborhood Services
CSA Outcome: Safe and Clean Parks, Facilities and Attractions
Department: Parks, Recreation and Neighborhood Services
Description: This allocation provides funding for minor repair and renovations of infrastructure at Happy Hollow Park and Zoo.

EXPENDITURE SCHEDULE (000'S)											
Cost Elements	Prior Years	2013-14 Appn.	2013-14 Estimate	2014-15	2015-16	2016-17	2017-18	2018-19	5-Year Total	Beyond 5-Year	Project Total
Repairs		209	122	162					162		284
TOTAL		209	122	162					162		284

FUNDING SOURCE SCHEDULE (000'S)											
City-Wide Parks Construction & Conveyance Tax Fund		209	122	162					162		284
TOTAL		209	122	162					162		284

Notes:

This allocation was previously budgeted as an ongoing project. However, beginning in 2013-2014, funding for minor renovations at Happy Hollow Park and Zoo are being allocated on an as-needed basis. The Project Total displayed above includes funding beginning in 2013-2014.

Appn. #: 4995

27. Kelley Park Master Plan

CSA: Neighborhood Services
CSA Outcome: Safe and Clean Parks, Facilities and Attractions
Department: Parks, Recreation and Neighborhood Services
Description: This allocation provides funding to update the Kelley Park Master Plan, which was last updated in 1991. The master planning process will include conducting community outreach and updating documents to include the addition of two properties that were not included in the 1991 Master Plan.

EXPENDITURE SCHEDULE (000'S)											
Cost Elements	Prior Years	2013-14 Appn.	2013-14 Estimate	2014-15	2015-16	2016-17	2017-18	2018-19	5-Year Total	Beyond 5-Year	Project Total
Master Plan/Study				200	50				250		250
TOTAL				200	50				250		250

FUNDING SOURCE SCHEDULE (000'S)											
City-Wide Parks Construction & Conveyance Tax Fund				200	50				250		250
TOTAL				200	50				250		250

Appn. #: 7705

Parks and Community Facilities Development - City-Wide Parks

2015-2019 Adopted Capital Improvement Program

Detail of Non-Construction Projects

28. Preliminary Engineering - Trails

CSA: Neighborhood Services
CSA Outcome: Safe and Clean Parks, Facilities and Attractions
Department: Parks, Recreation and Neighborhood Services
Description: This allocation provides ongoing funding for research and preliminary engineering for unfunded trail projects.

EXPENDITURE SCHEDULE (000'S)											
Cost Elements	Prior Years	2013-14 Appn.	2013-14 Estimate	2014-15	2015-16	2016-17	2017-18	2018-19	5-Year Total	Beyond 5-Year	Project Total
Advanced Planning		159	159	150	150	150	150	150	750		
TOTAL		159	159	150	150	150	150	150	750		

FUNDING SOURCE SCHEDULE (000'S)											
City-Wide Parks Construction & Conveyance Tax Fund		159	159	150	150	150	150	150	750		
TOTAL		159	159	150	150	150	150	150	750		

Notes:
 Selected budget information is not provided due to the ongoing nature of this project.

Appn. #: 6729

29. Project Management

CSA: Neighborhood Services
CSA Outcome: Safe and Clean Parks, Facilities and Attractions
Department: Parks, Recreation and Neighborhood Services
Description: This allocation provides partial funding for the Parks, Recreation and Neighborhood Services Department to manage Parks and Community Facilities Development capital projects. Services may include planning and management of capital projects, including support staff services.

EXPENDITURE SCHEDULE (000'S)											
Cost Elements	Prior Years	2013-14 Appn.	2013-14 Estimate	2014-15	2015-16	2016-17	2017-18	2018-19	5-Year Total	Beyond 5-Year	Project Total
Program Management		173	173	181	186	192	198	204	961		
TOTAL		173	173	181	186	192	198	204	961		

FUNDING SOURCE SCHEDULE (000'S)											
City-Wide Parks Construction & Conveyance Tax Fund		173	173	181	186	192	198	204	961		
TOTAL		173	173	181	186	192	198	204	961		

Notes:
 Selected budget information is not provided due to the ongoing nature of this project.

Appn. #: 4784

Parks and Community Facilities Development - City-Wide Parks

2015-2019 Adopted Capital Improvement Program

Detail of Non-Construction Projects

30. Rancho Del Pueblo Netting Replacement

CSA: Neighborhood Services
CSA Outcome: Safe and Clean Parks, Facilities and Attractions
Department: Parks, Recreation and Neighborhood Services
Description: This project provides funding to remove the existing wooden poles and safety netting along holes one through four and replace them with new wooden poles and 60-foot high netting.

EXPENDITURE SCHEDULE (000'S)											
Cost Elements	Prior Years	2013-14 Appn.	2013-14 Estimate	2014-15	2015-16	2016-17	2017-18	2018-19	5-Year Total	Beyond 5-Year	Project Total
Repairs		319		319					319		319
TOTAL		319		319					319		319
FUNDING SOURCE SCHEDULE (000'S)											
City-Wide Parks Construction & Conveyance Tax Fund		319		319					319		319
TOTAL		319		319					319		319
Appn. #:	7517										

31. Regional Park Call Boxes

CSA: Neighborhood Services
CSA Outcome: Safe and Clean Parks, Facilities and Attractions
Department: Parks, Recreation and Neighborhood Services
Description: This allocation provides funding to install a system of call boxes at various regional parks throughout the City.

EXPENDITURE SCHEDULE (000'S)											
Cost Elements	Prior Years	2013-14 Appn.	2013-14 Estimate	2014-15	2015-16	2016-17	2017-18	2018-19	5-Year Total	Beyond 5-Year	Project Total
Equipment	1	60	1	59					59		61
TOTAL	1	60	1	59					59		61
FUNDING SOURCE SCHEDULE (000'S)											
City-Wide Parks Construction & Conveyance Tax Fund	1	60	1	59					59		61
TOTAL	1	60	1	59					59		61

Notes:
 This project is being managed in-house by the Public Works Department.

Appn. #: 5196

Parks and Community Facilities Development - City-Wide Parks

2015-2019 Adopted Capital Improvement Program

Detail of Non-Construction Projects

32. Soccer Complex Fixtures, Furnishings and Equipment

CSA: Neighborhood Services
CSA Outcome: Vibrant Cultural, Learning and Leisure Opportunities
Department: Parks, Recreation and Neighborhood Services
Description: This allocation provides funding for the purchase of fixtures, furnishings and equipment (FF&E), which will be needed following the construction of the Coleman Soccer Fields. FF&E needs may include goals, storage lockers, balls, equipment for the artificial turf, and restroom supplies. All FF&E is anticipated to be purchased by June 2015.

EXPENDITURE SCHEDULE (000'S)											
Cost Elements	Prior Years	2013-14 Appn.	2013-14 Estimate	2014-15	2015-16	2016-17	2017-18	2018-19	5-Year Total	Beyond 5-Year	Project Total
Furniture, Fixtures and Equipment		91		91					91		91
TOTAL		91		91					91		91

FUNDING SOURCE SCHEDULE (000'S)											
Cost Elements	Prior Years	2013-14 Appn.	2013-14 Estimate	2014-15	2015-16	2016-17	2017-18	2018-19	5-Year Total	Beyond 5-Year	Project Total
City-Wide Parks Construction & Conveyance Tax Fund		91		91					91		91
TOTAL		91		91					91		91

Appn. #: 7427

33. TRAIL: Call Boxes Removal

CSA: Neighborhood Services
CSA Outcome: Safe and Clean Parks, Facilities and Attractions
Department: Parks, Recreation and Neighborhood Services
Description: This allocation provides funding to support a strategic reduction in call boxes along trails. Trail call boxes are being removed due to the significant expense to maintain them, coupled with the fact that they are frequently vandalized and seldomly used for legitimate reasons. Removal of call boxes will be based on availability of mileage markers, site visibility, usage, and other parameters. Call boxes at park sites and areas with no or poor cellular reception will not be impacted.

EXPENDITURE SCHEDULE (000'S)											
Cost Elements	Prior Years	2013-14 Appn.	2013-14 Estimate	2014-15	2015-16	2016-17	2017-18	2018-19	5-Year Total	Beyond 5-Year	Project Total
Equipment		55		75	20				95		95
TOTAL		55		75	20				95		95

FUNDING SOURCE SCHEDULE (000'S)											
Cost Elements	Prior Years	2013-14 Appn.	2013-14 Estimate	2014-15	2015-16	2016-17	2017-18	2018-19	5-Year Total	Beyond 5-Year	Project Total
City-Wide Parks Construction & Conveyance Tax Fund		55		75	20				95		95
TOTAL		55		75	20				95		95

Appn. #: 7428

Parks and Community Facilities Development - City-Wide Parks

2015-2019 Adopted Capital Improvement Program

Detail of Non-Construction Projects

34. TRAIL: Coyote Creek - Singleton Channel Obstruction and Pedestrian Bridge

CSA: Neighborhood Services
CSA Outcome: Safe and Clean Parks, Facilities and Attractions
Department: Parks, Recreation and Neighborhood Services
Description: This allocation provides funding for the preparation of a feasibility study and design documents related to a future creek obstruction removal within Coyote Creek, which will support the migration of aquatic life. In addition, this allocation will support a feasibility study and design costs related to the replacement of a free-span pedestrian bridge within Coyote Creek.

EXPENDITURE SCHEDULE (000'S)											
Cost Elements	Prior Years	2013-14 Appn.	2013-14 Estimate	2014-15	2015-16	2016-17	2017-18	2018-19	5-Year Total	Beyond 5-Year	Project Total
Design				373					373		373
TOTAL				373					373		373

FUNDING SOURCE SCHEDULE (000'S)											
City-Wide Parks Construction & Conveyance Tax Fund				373					373		373
TOTAL				373					373		373

Notes:
 This allocation is funded by the Council District 7 C&C Tax Fund (Fund 385 - \$364,000), Park Trust Fund (Fund 375 - \$163,000), and the Parks City-Wide C&C Tax Fund (Fund 391 - \$373,000).

Appn. #: 7749

35. TRAIL: Guadalupe River Master Plan (Chynoweth Avenue to Virginia Street)

CSA: Neighborhood Services
CSA Outcome: Safe and Clean Parks, Facilities and Attractions
Department: Parks, Recreation and Neighborhood Services
Description: This allocation provides funding to prepare master plan and CEQA documentation for a future 5.0 mile paved trail system linking the existing trail from Chynoweth Avenue to Virginia Street.

EXPENDITURE SCHEDULE (000'S)											
Cost Elements	Prior Years	2013-14 Appn.	2013-14 Estimate	2014-15	2015-16	2016-17	2017-18	2018-19	5-Year Total	Beyond 5-Year	Project Total
Master Plan/Study				100					100		100
TOTAL				100					100		100

FUNDING SOURCE SCHEDULE (000'S)											
City-Wide Parks Construction & Conveyance Tax Fund				100					100		100
TOTAL				100					100		100

Notes:
 This project is funded by the Council District 3 C&C Tax Fund (\$100,000 - Fund 380), Council District 6 C&C Tax Fund (\$100,000 - Fund 384), Council District 9 C&C Tax Fund (\$100,000 - Fund 388), Council District 10 C&C Tax Fund (\$100,000 - Fund 389), and Parks City-Wide C&C Tax Fund (\$100,000 - Fund 391).

Appn. #: 7708

Parks and Community Facilities Development - City-Wide Parks

2015-2019 Adopted Capital Improvement Program

Detail of Non-Construction Projects

36. TRAIL: San Tomas Aquino Pedestrian Improvements (GF)

CSA: Neighborhood Services
CSA Outcome: Safe and Clean Parks, Facilities and Attractions
Department: Parks, Recreation and Neighborhood Services
Description: This project provides partial funding in partnership with the City of Campbell for the design and construction of a new pedestrian bridge over the San Tomas Aquino Creek. The new bridge will connect two San José schools, Forest Hill Elementary School and Westmont High School. This project, which will be managed by the City of Campbell, is consistent with the City of San José's efforts to expand and improve its regional serving trail routes.

EXPENDITURE SCHEDULE (000'S)											
Cost Elements	Prior Years	2013-14 Appn.	2013-14 Estimate	2014-15	2015-16	2016-17	2017-18	2018-19	5-Year Total	Beyond 5-Year	Project Total
Transfer to Other Agencies		100		100					100		100
TOTAL		100		100					100		100

FUNDING SOURCE SCHEDULE (000'S)											
General Fund		100		100					100		100
TOTAL		100		100					100		100

Appn. #: 7537

37. TRAIL: Strategic Planning

CSA: Neighborhood Services
CSA Outcome: Safe and Clean Parks, Facilities and Attractions
Department: Parks, Recreation and Neighborhood Services
Description: This allocation provides funding to develop a strategic plan and assessment that will identify primary goals, staffing needs, and key measures to achieve the Green Vision goal of a 100-mile interconnected Trail Network by 2022.

EXPENDITURE SCHEDULE (000'S)											
Cost Elements	Prior Years	2013-14 Appn.	2013-14 Estimate	2014-15	2015-16	2016-17	2017-18	2018-19	5-Year Total	Beyond 5-Year	Project Total
Master Plan/Study		100		100					100		100
TOTAL		100		100					100		100

FUNDING SOURCE SCHEDULE (000'S)											
City-Wide Parks Construction & Conveyance Tax Fund		100		100					100		100
TOTAL		100		100					100		100

Appn. #: 7536

Parks and Community Facilities Development - City-Wide Parks

2015-2019 Adopted Capital Improvement Program

Detail of Non-Construction Projects

38. Ventek Machines

CSA: Neighborhood Services
CSA Outcome: Safe and Clean Parks, Facilities and Attractions
Department: Parks, Recreation and Neighborhood Services
Description: This allocation provides funding to purchase and install up to ten additional Ventek (parking) machines. The additional Ventek machines are anticipated to be installed at Almaden Lake Park, Alum Rock Park, Lake Cunningham Park, and Kelly Park.

EXPENDITURE SCHEDULE (000'S)

Cost Elements	Prior Years	2013-14 Appn.	2013-14 Estimate	2014-15	2015-16	2016-17	2017-18	2018-19	5-Year Total	Beyond 5-Year	Project Total
Equipment				250					250		250
TOTAL				250					250		250

FUNDING SOURCE SCHEDULE (000'S)

City-Wide Parks Construction & Conveyance Tax Fund	250	250	250
TOTAL	250	250	250

Appn. #: 7682

39. Volunteer Project Support

CSA: Neighborhood Services
CSA Outcome: Safe and Clean Parks, Facilities and Attractions
Department: Parks, Recreation and Neighborhood Services
Description: This allocation provides ongoing funding to support volunteer projects in city parks.

EXPENDITURE SCHEDULE (000'S)

Cost Elements	Prior Years	2013-14 Appn.	2013-14 Estimate	2014-15	2015-16	2016-17	2017-18	2018-19	5-Year Total	Beyond 5-Year	Project Total
Supplies and Materials		54	54	40	40	40	40	40	200		
TOTAL		54	54	40	40	40	40	40	200		

FUNDING SOURCE SCHEDULE (000'S)

City-Wide Parks Construction & Conveyance Tax Fund	54	54	40	40	40	40	40	40	200		
TOTAL	54	54	40	40	40	40	40	40	200		

Notes:

Selected budget information is not provided due to the ongoing nature of this project.

Appn. #: 5994

Parks and Community Facilities Development - City-Wide Parks

2015-2019 Adopted Capital Improvement Program

Detail of Non-Construction Projects

40. City-wide Facilities Infrastructure Renovations

CSA: Neighborhood Services
CSA Outcome: Safe and Clean Parks, Facilities and Attractions
Department: Parks, Recreation and Neighborhood Services
Description: This allocation provides ongoing funding for as-needed repair and renovation of infrastructure at parks and facilities throughout the City.

EXPENDITURE SCHEDULE (000'S)											
Cost Elements	Prior Years	2013-14 Appn.	2013-14 Estimate	2014-15	2015-16	2016-17	2017-18	2018-19	5-Year Total	Beyond 5-Year	Project Total
Repairs		219	219	200	200	200	200	200	1,000		
TOTAL		219	219	200	200	200	200	200	1,000		
FUNDING SOURCE SCHEDULE (000'S)											
City-Wide Parks Construction & Conveyance Tax Fund		219	219	200	200	200	200	200	1,000		
TOTAL		219	219	200	200	200	200	200	1,000		

Notes:
 Selected budget information is not provided due to the ongoing nature of this project.

Appn. #: 5582

41. Family Camp Infrastructure Renovations

CSA: Neighborhood Services
CSA Outcome: Safe and Clean Parks, Facilities and Attractions
Department: Parks, Recreation and Neighborhood Services
Description: This allocation provides ongoing funding for repairs and minor capital maintenance needs at Family Camp at Yosemite.

EXPENDITURE SCHEDULE (000'S)											
Cost Elements	Prior Years	2013-14 Appn.	2013-14 Estimate	2014-15	2015-16	2016-17	2017-18	2018-19	5-Year Total	Beyond 5-Year	Project Total
Repairs		459	54	855	30	30	30	30	975		
TOTAL		459	54	855	30	30	30	30	975		
FUNDING SOURCE SCHEDULE (000'S)											
City-Wide Parks Construction & Conveyance Tax Fund		459	54	855	30	30	30	30	975		
TOTAL		459	54	855	30	30	30	30	975		

Notes:
 Selected budget information is not provided due to the ongoing nature of this project. Additional funding is provided in 2013-2014 and 2014-2015 for miscellaneous improvements, such as the addition of food lockers and bear-proof trash cans, replacement of the generator, roof replacement of the dining hall/office building and two restroom buildings, water system upgrades, and renovation of the nurses' station.

Appn. #: 6545

Parks and Community Facilities Development - City-Wide Parks

2015-2019 Adopted Capital Improvement Program

Detail of Non-Construction Projects

42. Sports Complexes Minor Renovations

CSA: Neighborhood Services
CSA Outcome: Safe and Clean Parks, Facilities and Attractions
Department: Parks, Recreation and Neighborhood Services
Description: This allocation provides ongoing funding, beginning in 2013-2014, for minor renovations at city-wide sports complexes. Renovations may include bleacher replacement, turf renovations, signage installation, and upgrades to lighting systems.

EXPENDITURE SCHEDULE (000'S)											
Cost Elements	Prior Years	2013-14 Appn.	2013-14 Estimate	2014-15	2015-16	2016-17	2017-18	2018-19	5-Year Total	Beyond 5-Year	Project Total
Repairs		20	20	20	20	20	20	20	100		
TOTAL		20	20	20	20	20	20	20	100		
FUNDING SOURCE SCHEDULE (000'S)											
City-Wide Parks Construction & Conveyance Tax Fund		20	20	20	20	20	20	20	100		
TOTAL		20	20	20	20	20	20	20	100		

Notes:
 Selected budget information is not provided due to the ongoing nature of this project.
Appn. #: 7535

43. Undeveloped Acreage Services

CSA: Neighborhood Services
CSA Outcome: Safe and Clean Parks, Facilities and Attractions
Department: Parks, Recreation and Neighborhood Services
Description: This allocation provides ongoing funding for maintenance of City parkland which is not developed into turf areas such as large areas of Alum Rock Park, Lake Cunningham Park, and Kelley Park.

EXPENDITURE SCHEDULE (000'S)											
Cost Elements	Prior Years	2013-14 Appn.	2013-14 Estimate	2014-15	2015-16	2016-17	2017-18	2018-19	5-Year Total	Beyond 5-Year	Project Total
Maintenance		41	41	30	30	30	30	30	150		
TOTAL		41	41	30	30	30	30	30	150		
FUNDING SOURCE SCHEDULE (000'S)											
City-Wide Parks Construction & Conveyance Tax Fund		41	41	30	30	30	30	30	150		
TOTAL		41	41	30	30	30	30	30	150		

Notes:
 Selected budget information is not provided due to the ongoing nature of this project.
Appn. #: 7220

PAGE IS INTENTIONALLY LEFT BLANK

Parks and Community Facilities Development - City-Wide Parks

2015-2019 Adopted Capital Improvement Program

Summary of Projects with Close-out Costs Only in 2014-2015

Project Name:	Plaza de Cesar Chavez Fountain Repair and Improvements	Initial Start Date:	4th Qtr. 2011
5-Year CIP Budget:	\$5,000	Revised Start Date:	
Total Budget:	\$344,000	Initial End Date:	2nd Qtr. 2012
Council District:	City-wide	Revised End Date:	3rd Qtr. 2014
USGBC LEED:	N/A		

Description: This project provides funding to repair the fountain at Plaza de Cesar Chavez Park, due to an equipment failure, which caused the fountain's underground vault to flood, resulting in extensive damage to the electrical system and circuitry. Project elements include evaluating the damage, developing a repair plan, replacing the damaged equipment, and installing a second electrical circuit for the sub-pumps.

PAGE IS INTENTIONALLY LEFT BLANK

Parks and Community Facilities Development - City-Wide Parks

2015-2019 Adopted Capital Improvement Program

Summary of Reserves

Project Name:	Family Camp Capital Improvements Reserve	Initial Start Date:	N/A
5-Year CIP Budget:	\$65,000	Revised Start Date:	
Total Budget:	\$65,000	Initial End Date:	N/A
Council District:	City-wide	Revised End Date:	
USGBC LEED:	N/A		

Description: This reserve provides partial funding for the future implementation of the Family Camp Master Plan. Beginning in 2012, a surcharge of \$20 per tent, per night has been collected to provide funding for future improvements at Family Camp. The fee revenue is allocated in the Parks City-Wide Construction and Conveyance Tax Fund annually. Through June 2013, a total of \$65,000 has been collected from the Family Camp Capital Improvements fee. Collections for 2013-2014 will be determined and allocated to the Family Camp Capital Improvements Reserve as part of the 2013-2014 Annual Report.

Project Name:	Guadalupe River Park Infrastructure Repair Reserve	Initial Start Date:	N/A
5-Year CIP Budget:	\$200,000	Revised Start Date:	
Total Budget:	\$200,000	Initial End Date:	N/A
Council District:	City-wide	Revised End Date:	
USGBC LEED:	N/A		

Description: This reserve provides partial funding for the future repair of the recycled water and irrigation system at Guadalupe River Park, as well as the replanting of large meadows between Coleman Avenue and Taylor Street.

Project Name:	Infrastructure Backlog Reserve	Initial Start Date:	N/A
5-Year CIP Budget:	\$13,500,000	Revised Start Date:	
Total Budget:	\$13,500,000	Initial End Date:	N/A
Council District:	City-wide	Revised End Date:	
USGBC LEED:	N/A		

Description: This reserve provides partial funding to address deferred maintenance and infrastructure backlog needs, which will be identified through the Infrastructure Backlog Study that is anticipated to be completed fall 2014. An Infrastructure Backlog reserve is included in each Council District Construction and Conveyance Tax Fund and the Parks City-Wide Construction and Conveyance Tax Fund beginning in 2014-2015.

Parks and Community Facilities Development - City-Wide Parks

2015-2019 Adopted Capital Improvement Program

Summary of Reserves


Project Name:	Softball Complex Fixtures, Furnishings and Equipment Reserve	Initial Start Date:	N/A
5-Year CIP Budget:	\$91,000	Revised Start Date:	
Total Budget:	\$91,000	Initial End Date:	N/A
Council District:	City-wide	Revised End Date:	
USGBC LEED:	N/A		

Description: This project provides funding for the purchase of fixtures, furnishings, and equipment (FF&E), which will be needed following the construction of the bond-funded Softball Complex. FF&E needs may include storage lockers, balls, equipment for the artificial turf, and restroom supplies.



2014-2015 CAPITAL BUDGET

**2015-2019 CAPITAL
IMPROVEMENT PROGRAM**



**PARKS AND
COMMUNITY FACILITIES
DEVELOPMENT
CAPITAL PROGRAM -
PARK YARDS**

Parks and Community Facilities Development - Park Yards

2015-2019 Adopted Capital Improvement Program

Source of Funds (Combined)

SOURCE OF FUNDS	Estimated 2013-2014	2014-2015	2015-2016	2016-2017	2017-2018	2018-2019	5-Year Total
<u>Park Yards Construction & Conveyance Tax Fund (398)</u>							
Beginning Fund Balance	3,202,282	3,430,282	476,282	477,282	478,282	429,282	3,430,282 *
Taxes, Fees and Charges:							
<u>Construction and Conveyance Tax</u>	444,000	468,000	468,000	468,000	468,000	468,000	2,340,000
Interest Income	13,000	11,000	13,000	16,000	17,000	23,000	80,000
Total Park Yards Construction & Conveyance Tax Fund	3,659,282	3,909,282	957,282	961,282	963,282	920,282	5,850,282 *
TOTAL SOURCE OF FUNDS	3,659,282	3,909,282	957,282	961,282	963,282	920,282	5,850,282 *

* The 2015-2016 through 2018-2019 Beginning Balances are excluded from the FIVE-YEAR TOTAL SOURCE OF FUNDS to avoid multiple counting of the same funds.

Parks and Community Facilities Development - Park Yards
2015-2019 Adopted Capital Improvement Program

Use of Funds (Combined)

USE OF FUNDS (CONT'D.)	Estimated 2013-2014	2014-2015	2015-2016	2016-2017	2017-2018	2018-2019	5-Year Total
Non-Construction							
Transfers to Capital Funds							
Reserves							
Emma Prusch Park Yard Reserve		1,124,000					1,124,000
Park Yards Future Projects Reserve		1,050,000	350,000	350,000	400,000	400,000	2,550,000
Total Reserves		2,174,000	350,000	350,000	400,000	400,000	3,674,000
Total Non-Construction	125,000	2,302,000	480,000	483,000	534,000	540,000	4,339,000
Ending Fund Balance	3,430,282	476,282	477,282	478,282	429,282	380,282	380,282*
TOTAL USE OF FUNDS	3,659,282	3,909,282	957,282	961,282	963,282	920,282	5,850,282*

* The 2014-2015 through 2017-2018 Ending Balances are excluded from the FIVE-YEAR TOTAL USE OF FUNDS to avoid multiple counting of the same funds.

PAGE IS INTENTIONALLY LEFT BLANK

Parks and Community Facilities Development - Park Yards

2015-2019 Adopted Capital Improvement Program

Detail of Construction Projects

1. Almaden Lake Park Yard Renovation

CSA:	Neighborhood Services	Initial Start Date:	3rd Qtr. 2011
CSA Outcome:	Safe and Clean Parks, Facilities and Attractions	Revised Start Date:	3rd Qtr. 2014
Department:	Parks, Recreation and Neighborhood Services	Initial Completion Date:	2nd Qtr. 2012
Council District:	10	Revised Completion Date:	2nd Qtr. 2015
Location:	Almaden Lake Park; Almaden Expressway and Coleman Road		

Description: This project provides funding for minor improvements to the park yard located at Almaden Lake Park. Project elements include re-surfacing the existing park yard and placing pavement on an unpaved surface to facilitate the circulation of maintenance equipment.

Justification: This project provides funding for renovations to the park yard that will improve efficiencies.

EXPENDITURE SCHEDULE (000'S)											
Cost Elements	Prior Years	2013-14 Appn.	2013-14 Estimate	2014-15	2015-16	2016-17	2017-18	2018-19	5-Year Total	Beyond 5-Year	Project Total
Construction		270		270					270		270
TOTAL		270		270					270		270

FUNDING SOURCE SCHEDULE (000'S)											
Cost Elements	Prior Years	2013-14 Appn.	2013-14 Estimate	2014-15	2015-16	2016-17	2017-18	2018-19	5-Year Total	Beyond 5-Year	Project Total
Park Yards Construction & Conveyance Tax Fund		270		270					270		270
TOTAL		270		270					270		270

ANNUAL OPERATING BUDGET IMPACT (000'S)

None

Major Changes in Project Cost:

2014-2018 CIP - decrease of \$30,000 due to a change in project scope and construction cost elements.

Notes:

FY Initiated:	2011-2012	Appn. #:	7324
Initial Project Budget:	\$300,000	USGBC LEED:	N/A

Parks and Community Facilities Development - Park Yards

2015-2019 Adopted Capital Improvement Program

Detail of Construction Projects

2. Central Service Yard Improvements

CSA:	Neighborhood Services	Initial Start Date:	3rd Qtr. 2013
CSA Outcome:	Safe and Clean Parks, Facilities and Attractions	Revised Start Date:	4th Qtr. 2014
Department:	Parks, Recreation and Neighborhood Services	Initial Completion Date:	2nd Qtr. 2014
Council District:	7	Revised Completion Date:	2nd Qtr. 2015
Location:	1661 Senter Road		

Description: This project provides funding to construct modifications to the Central Service Yard facility. Project elements include constructing a roof cover over the trash enclosure, constructing a large work bench, providing space for the Adopt-A-Park/Volunteer program, and other minor improvements.

Justification: This project provides funding to construct modifications that will provide space for the Adopt-A-Park/Volunteer program, as well as for equipment storage and work space for irrigation and playground repair projects.

EXPENDITURE SCHEDULE (000'S)

Cost Elements	Prior Years	2013-14 Appn.	2013-14 Estimate	2014-15	2015-16	2016-17	2017-18	2018-19	5-Year Total	Beyond 5-Year	Project Total
Construction		100		100					100		100
TOTAL		100		100					100		100

FUNDING SOURCE SCHEDULE (000'S)

Park Yards Construction & Conveyance Tax Fund		100		100					100		100
TOTAL		100		100					100		100

ANNUAL OPERATING BUDGET IMPACT (000'S)

None

Major Changes in Project Cost:

None

Notes:

FY Initiated:	2013-2014	Appn. #:	7538
Initial Project Budget:	\$100,000	USGBC LEED:	N/A

Parks and Community Facilities Development - Park Yards

2015-2019 Adopted Capital Improvement Program

Detail of Construction Projects

3. Fire Station 19 Demolition

CSA:	Neighborhood Services	Initial Start Date:	1st Qtr. 2012
CSA Outcome:	Safe and Clean Parks, Facilities and Attractions	Revised Start Date:	
Department:	Parks, Recreation and Neighborhood Services	Initial Completion Date:	4th Qtr. 2012
Council District:	City-wide	Revised Completion Date:	2nd Qtr. 2015
Location:	Piedmont Road and Noble Avenue		

Description: This allocation provides funding for the demolition of the former Fire Station 19. This former fire station, which is located at the northern end of Penitencia Creek Park, was originally slated to be converted to a park yard. However, the cost to upgrade the facility, which is not up to Americans with Disabilities Act (ADA) standards, is cost prohibitive. Additionally, the outsourcing of neighborhood parks maintenance functions, as approved in the 2012-2013 Adopted Operating Budget, has reduced the need for an additional park yard.

Justification: This project provides funding to demolish a vacated building that is no longer needed.

EXPENDITURE SCHEDULE (000'S)

Cost Elements	Prior Years	2013-14 Appn.	2013-14 Estimate	2014-15	2015-16	2016-17	2017-18	2018-19	5-Year Total	Beyond 5-Year	Project Total
Construction	7	198		198					198		205
TOTAL	7	198		198					198		205

FUNDING SOURCE SCHEDULE (000'S)

Park Yards Construction & Conveyance Tax Fund	7	198		198					198		205
TOTAL	7	198		198					198		205

ANNUAL OPERATING BUDGET IMPACT (000'S)

None

Major Changes in Project Cost:

2014-2018 CIP - decrease of \$90,000 due to revisions to the project scope and construction cost elements.

Notes:

FY Initiated:	2011-2012	Appn. #:	7373
Initial Project Budget:	\$295,000	USGBC LEED:	N/A

Parks and Community Facilities Development - Park Yards

2015-2019 Adopted Capital Improvement Program

Detail of Construction Projects

4. Guadalupe River Park and Gardens Park Yard Expansion

CSA:	Neighborhood Services	Initial Start Date:	3rd Qtr. 2011
CSA Outcome:	Safe and Clean Parks, Facilities and Attractions	Revised Start Date:	3rd Qtr. 2014
Department:	Parks, Recreation and Neighborhood Services	Initial Completion Date:	2nd Qtr. 2012
Council District:	3	Revised Completion Date:	2nd Qtr. 2015
Location:	Asbury Street and Coleman Avenue		

Description: This project provides funding for the expansion of the existing park yard located at the northeast corner of Asbury Street and Coleman Avenue in the Guadalupe River Park and Gardens. Project elements may include construction of a vehicle wash facility, an employee shower area, emergency eye-wash facility, vehicle and equipment parking/storage areas, three material bins, a dumpster facility, security fencing, lighting, and perimeter landscaping.

Justification: This project provides funding for renovations to the park yard that will improve efficiencies.

EXPENDITURE SCHEDULE (000'S)											
Cost Elements	Prior Years	2013-14 Appn.	2013-14 Estimate	2014-15	2015-16	2016-17	2017-18	2018-19	5-Year Total	Beyond 5-Year	Project Total
Construction		400		400					400		400
TOTAL		400		400					400		400

FUNDING SOURCE SCHEDULE (000'S)											
Cost Elements	Prior Years	2013-14 Appn.	2013-14 Estimate	2014-15	2015-16	2016-17	2017-18	2018-19	5-Year Total	Beyond 5-Year	Project Total
Park Yards Construction & Conveyance Tax Fund		400		400					400		400
TOTAL		400		400					400		400

ANNUAL OPERATING BUDGET IMPACT (000'S)											
None											

Major Changes in Project Cost:

None

Notes:

FY Initiated:	2011-2012	Appn. #:	7325
Initial Project Budget:	\$400,000	USGBC LEED:	N/A

Parks and Community Facilities Development - Park Yards

2015-2019 Adopted Capital Improvement Program

Detail of Construction Projects

5. Lake Cunningham Park Yard Renovation

CSA:	Neighborhood Services	Initial Start Date:	3rd Qtr. 2011
CSA Outcome:	Safe and Clean Parks, Facilities and Attractions	Revised Start Date:	
Department:	Parks, Recreation and Neighborhood Services	Initial Completion Date:	2nd Qtr. 2012
Council District:	8	Revised Completion Date:	2nd Qtr. 2015
Location:	Lake Cunningham Park; Tully Road and White Road		
Description:	This project provides funding for minor improvements to the park yard located at Lake Cunningham Park. Project elements may include installation of a drainage system, paving the park yard, and installing additional lighting.		
Justification:	This project provides funding to improve capacity of the park yard and to eliminate flooding.		

EXPENDITURE SCHEDULE (000'S)

Cost Elements	Prior Years	2013-14 Appn.	2013-14 Estimate	2014-15	2015-16	2016-17	2017-18	2018-19	5-Year Total	Beyond 5-Year	Project Total
Construction	51	254	104	150					150		305
TOTAL	51	254	104	150					150		305

FUNDING SOURCE SCHEDULE (000'S)

Park Yards Construction & Conveyance Tax Fund	51	254	104	150					150		305
TOTAL	51	254	104	150					150		305

ANNUAL OPERATING BUDGET IMPACT (000'S)

None

Major Changes in Project Cost:

None

Notes:

FY Initiated:	2011-2012	Appn. #:	7326
Initial Project Budget:	\$305,000	USGBC LEED:	N/A

Parks and Community Facilities Development - Park Yards

2015-2019 Adopted Capital Improvement Program

Detail of Non-Construction Projects

6. Park Yards Capital Renovations

CSA: Neighborhood Services
CSA Outcome: Safe and Clean Parks, Facilities and Attractions
Department: Parks, Recreation and Neighborhood Services
Description: This allocation provides ongoing funding for capital renovations that will maintain the infrastructure at the City's various park yards.

EXPENDITURE SCHEDULE (000'S)											
Cost Elements	Prior Years	2013-14 Appn.	2013-14 Estimate	2014-15	2015-16	2016-17	2017-18	2018-19	5-Year Total	Beyond 5-Year	Project Total
Repairs		20	20	20	20	20	20	20	100		
TOTAL		20	20	20	20	20	20	20	100		
FUNDING SOURCE SCHEDULE (000'S)											
Park Yards Construction & Conveyance Tax Fund		20	20	20	20	20	20	20	100		
TOTAL		20	20	20	20	20	20	20	100		

Notes:
 Selected budget information is not provided due to the ongoing nature of this project.

Appn. #: 7327

Parks and Community Facilities Development - Park Yards

2015-2019 Adopted Capital Improvement Program

Summary of Reserves

Project Name:	Emma Prusch Park Yard Reserve	Initial Start Date:	N/A
5-Year CIP Budget:	\$1,124,000	Revised Start Date:	
Total Budget:	\$1,124,000	Initial End Date:	N/A
Council District:	City-wide	Revised End Date:	
USGBC LEED:	N/A		

Description: This reserve provides partial funding for the future construction of a new park yard at Emma Prusch Park, which will be constructed on a Caltrans easement. Project elements may include the construction of a 2,400 square foot building, a 1,155 square foot covered vehicle wash and tractor storage, a chemical storage shed, and related site improvements. It is currently estimated that the easement will be acquired in 2014-2015, therefore it is anticipated that this project will be activated and fully funded during the 2015-2016 budget process.

Project Name:	Park Yards Future Projects Reserve	Initial Start Date:	N/A
5-Year CIP Budget:	\$2,550,000	Revised Start Date:	
Total Budget:	\$2,550,000	Initial End Date:	N/A
Council District:	City-wide	Revised End Date:	
USGBC LEED:	N/A		

Description: This reserve provides funding for the future renovation and/or construction of park yard facilities.

PAGE IS INTENTIONALLY LEFT BLANK



2014-2015 CAPITAL BUDGET

**2015-2019 CAPITAL
IMPROVEMENT PROGRAM**

**PARKS AND
COMMUNITY FACILITIES
DEVELOPMENT
CAPITAL PROGRAM -
EMMA PRUSCH**

Parks and Community Facilities Development - Emma Prusch

2015-2019 Adopted Capital Improvement Program

Source of Funds (Combined)

SOURCE OF FUNDS	Estimated 2013-2014	2014-2015	2015-2016	2016-2017	2017-2018	2018-2019	5-Year Total
Emma Prusch Fund (131)							
Beginning Fund Balance	358,659	365,659	279,659	274,659	271,659	271,659	365,659 *
Interest Income	2,000	2,000	2,000	2,000	2,000	2,000	10,000
Miscellaneous Revenue							
- Shell Gas Station Lease Revenue	78,000	80,000	83,000	85,000	88,000	90,000	426,000
Total Emma Prusch Fund	438,659	447,659	364,659	361,659	361,659	363,659	801,659 *
TOTAL SOURCE OF FUNDS	438,659	447,659	364,659	361,659	361,659	363,659	801,659 *

* The 2015-2016 through 2018-2019 Beginning Balances are excluded from the FIVE-YEAR TOTAL SOURCE OF FUNDS to avoid multiple counting of the same funds.

Parks and Community Facilities Development - Emma Prusch
2015-2019 Adopted Capital Improvement Program

Use of Funds (Combined)

USE OF FUNDS	Estimated 2013-2014	2014-2015	2015-2016	2016-2017	2017-2018	2018-2019	5-Year Total
Construction Projects							
LeFevre House Improvements	22,000						
William Prusch Multicultural Building Minor Improvements	1,000						
Total Construction Projects	23,000						
Non-Construction							
General Non-Construction							
1. Emma Prusch Park Capital Renovations	50,000	50,000	50,000	50,000	50,000	50,000	250,000
2. Emma Prusch Park Service Yard Fixtures, Furnishings and Equipment		20,000					20,000
Total General Non-Construction	50,000	70,000	50,000	50,000	50,000	50,000	270,000
Reserves							
Emma Prusch Park Future Projects Reserve		98,000	40,000	40,000	40,000	40,000	258,000
Total Reserves		98,000	40,000	40,000	40,000	40,000	258,000
Total Non-Construction	50,000	168,000	90,000	90,000	90,000	90,000	528,000
Ending Fund Balance	365,659	279,659	274,659	271,659	271,659	273,659	273,659*
TOTAL USE OF FUNDS	438,659	447,659	364,659	361,659	361,659	363,659	801,659*

V - 544

* The 2014-2015 through 2017-2018 Ending Balances are excluded from the FIVE-YEAR TOTAL USE OF FUNDS to avoid multiple counting of the same funds.

Parks and Community Facilities Development - Emma Prusch

2015-2019 Adopted Capital Improvement Program

Detail of Non-Construction Projects

1. Emma Prusch Park Capital Renovations

CSA: Neighborhood Services
CSA Outcome: Safe and Clean Parks, Facilities and Attractions
Department: Parks, Recreation and Neighborhood Services
Description: This allocation provides ongoing funding to support minor repairs at Emma Prusch Park. Renovations may include minor landscape maintenance, structural renovations, equipment purchase, painting, hardware purchase, and fencing improvements.

EXPENDITURE SCHEDULE (000'S)											
Cost Elements	Prior Years	2013-14 Appn.	2013-14 Estimate	2014-15	2015-16	2016-17	2017-18	2018-19	5-Year Total	Beyond 5-Year	Project Total
Repairs		50	50	50	50	50	50	50	250		
TOTAL		50	50	50	50	50	50	50	250		
FUNDING SOURCE SCHEDULE (000'S)											
Emma Prusch Fund		50	50	50	50	50	50	50	250		
TOTAL		50	50	50	50	50	50	50	250		

Notes:
 Selected budget information is not provided due to the ongoing nature of this project.

Appn. #: 6318

2. Emma Prusch Park Service Yard Fixtures, Furnishings and Equipment

CSA: Neighborhood Services
CSA Outcome: Safe and Clean Parks, Facilities and Attractions
Department: Parks, Recreation and Neighborhood Services
Description: This project provides funding for the acquisition of fixtures, furnishings and equipment (FF&E) for the service yard located at Emma Prusch Park.

EXPENDITURE SCHEDULE (000'S)											
Cost Elements	Prior Years	2013-14 Appn.	2013-14 Estimate	2014-15	2015-16	2016-17	2017-18	2018-19	5-Year Total	Beyond 5-Year	Project Total
Furniture, Fixtures and Equipment		20	20	20					20		40
TOTAL		20	20	20					20		40
FUNDING SOURCE SCHEDULE (000'S)											
Emma Prusch Fund		20	20	20					20		40
TOTAL		20	20	20					20		40

Notes:
 All FF&E is anticipated to be purchased by June 2015.

Appn. #: 6016

PAGE IS INTENTIONALLY LEFT BLANK

Parks and Community Facilities Development - Emma Prusch

2015-2019 Adopted Capital Improvement Program

Summary of Reserves

Project Name:	Emma Prusch Park Future Projects	Initial Start Date:	N/A
	Reserve	Revised Start Date:	
5-Year CIP Budget:	\$258,000	Initial End Date:	N/A
Total Budget:	\$258,000	Revised End Date:	
Council District:	City-wide		
USGBC LEED:	N/A		


Description: This reserve provides funding for future renovations and improvements at Emma Prusch Park.

PAGE IS INTENTIONALLY LEFT BLANK



2014-2015 CAPITAL BUDGET

**2015-2019 CAPITAL
IMPROVEMENT PROGRAM**



**PARKS AND
COMMUNITY FACILITIES
DEVELOPMENT
CAPITAL PROGRAM -
LAKE CUNNINGHAM**

Parks and Community Facilities Development - Lake Cunningham

2015-2019 Adopted Capital Improvement Program

Source of Funds (Combined)

SOURCE OF FUNDS	Estimated 2013-2014	2014-2015	2015-2016	2016-2017	2017-2018	2018-2019	5-Year Total
Lake Cunningham Fund (462)							
Beginning Fund Balance	1,139,002	1,054,339	649,339	324,339	492,339	668,339	1,054,339 *
Interest Income	6,000	6,000	6,000	6,000	6,000	6,000	30,000
Miscellaneous Revenue							
– Parking Revenue	474,000	479,000	484,000	489,000	494,000	499,000	2,445,000
– Raging Waters Engineering and Inspection Reimbursement	20,000	20,000					20,000
– Raging Waters Lease Revenue	306,000	309,000	312,000	315,000	318,000	321,000	1,575,000
Reserve for Encumbrances	59,337						
Total Lake Cunningham Fund	2,004,339	1,868,339	1,451,339	1,134,339	1,310,339	1,494,339	5,124,339 *
TOTAL SOURCE OF FUNDS	2,004,339	1,868,339	1,451,339	1,134,339	1,310,339	1,494,339	5,124,339 *

* The 2015-2016 through 2018-2019 Beginning Balances are excluded from the FIVE-YEAR TOTAL SOURCE OF FUNDS to avoid multiple counting of the same funds.

Parks and Community Facilities Development - Lake Cunningham
2015-2019 Adopted Capital Improvement Program

Use of Funds (Combined)

USE OF FUNDS	Estimated 2013-2014	2014-2015	2015-2016	2016-2017	2017-2018	2018-2019	5-Year Total
Construction Projects							
Lake Cunningham Asphalt Repairs	300,000						
Lake Cunningham Public Art	59,000	7,000	5,000				12,000
1. Lake Cunningham Bike Park	250,000	450,000	480,000				930,000
2. Lake Cunningham Cypress Pavilion Improvements		100,000					100,000
Total Construction Projects	609,000	557,000	485,000				1,042,000
Non-Construction							
General Non-Construction							
Capital Program and Public Works Department Support Service Costs	5,000	1,000	1,000	1,000	1,000	1,000	5,000
Minor Infrastructure Contract Services	15,000	15,000	15,000	15,000	15,000	15,000	75,000
3. Lake Cunningham Capital Renovations	75,000	100,000	100,000	100,000	100,000	100,000	500,000
4. Raging Waters Engineering and Inspection	20,000	20,000					20,000
Total General Non-Construction	115,000	136,000	116,000	116,000	116,000	116,000	600,000
Contributions, Loans and Transfers to General Fund							
Transfer to the General Fund: Lake Cunningham Operating and Maintenance Expenses	226,000	226,000	226,000	226,000	226,000	226,000	1,130,000
Total Contributions, Loans and Transfers to General Fund	226,000	226,000	226,000	226,000	226,000	226,000	1,130,000

Parks and Community Facilities Development - Lake Cunningham
2015-2019 Adopted Capital Improvement Program

Use of Funds (Combined)

USE OF FUNDS (CONT'D.)	Estimated 2013-2014	2014-2015	2015-2016	2016-2017	2017-2018	2018-2019	5-Year Total
Non-Construction							
Reserves							
Lake Cunningham Future Projects Reserve		300,000	300,000	300,000	300,000	300,000	1,500,000
Total Reserves		300,000	300,000	300,000	300,000	300,000	1,500,000
Total Non-Construction	341,000	662,000	642,000	642,000	642,000	642,000	3,230,000
Ending Fund Balance	1,054,339	649,339	324,339	492,339	668,339	852,339	852,339*
TOTAL USE OF FUNDS	2,004,339	1,868,339	1,451,339	1,134,339	1,310,339	1,494,339	5,124,339*

* The 2014-2015 through 2017-2018 Ending Balances are excluded from the FIVE-YEAR TOTAL USE OF FUNDS to avoid multiple counting of the same funds.

PAGE IS INTENTIONALLY LEFT BLANK

Parks and Community Facilities Development - Lake Cunningham

2015-2019 Adopted Capital Improvement Program

Detail of Construction Projects

1. Lake Cunningham Bike Park

CSA:	Neighborhood Services	Initial Start Date:	3rd Qtr. 2012
CSA Outcome:	Safe and Clean Parks, Facilities and Attractions	Revised Start Date:	3rd Qtr. 2013
Department:	Parks, Recreation and Neighborhood Services	Initial Completion Date:	2nd Qtr. 2014
Council District:	City-wide	Revised Completion Date:	4th Qtr. 2016
Location:	2305 South White Road		

Description: This project provides funding for the design and construction of a bike park (Phase I) near the existing skate park at Lake Cunningham Park. Project features may include a pump track, pump park, flow trail, dirt jump area, trials area, freeride area, freeride drop zone, dual slalom course, single track, and walking paths. This allocation only provides funding for Phase I of the project. If additional phases are determined, increased funding would need to be identified.

Justification: Development of community bike parks has advanced rapidly in the past several years across North America. Lake Cunningham Park has the opportunity to become the premier community bike park in California. Already developed with a water park and a large skate park, and containing an eponymous lake, the regional park contains sufficient area and topographical relief to host a number of tracks and trails that can be built exclusively for mountain bicyclists.

EXPENDITURE SCHEDULE (000'S)

Cost Elements	Prior Years	2013-14 Appn.	2013-14 Estimate	2014-15	2015-16	2016-17	2017-18	2018-19	5-Year Total	Beyond 5-Year	Project Total
Development		40	40								40
Design		222	210	12					12		222
Bid & Award		12		12					12		12
Construction		426		426	480				906		906
TOTAL		700	250	450	480				930		1,180

FUNDING SOURCE SCHEDULE (000'S)

Lake Cunningham Fund	700	250	450	480				930	1,180
TOTAL	700	250	450	480				930	1,180

ANNUAL OPERATING BUDGET IMPACT (000'S)

Cost Offset	(106)	(186)	(189)
Maintenance	46	81	82
Operating	80	163	172
TOTAL	20	58	65

Major Changes in Project Cost:

2015-2019 CIP - increase of \$480,000 due to revisions to the project scope and construction cost elements.

Notes:

This project is funded by the Lake Cunningham Fund (\$1,180,000) and the Park Trust Fund (\$2,020,000).

FY Initiated:	2012-2013	Appn. #:	7494
Initial Project Budget:	\$700,000	USGBC LEED:	N/A

Parks and Community Facilities Development - Lake Cunningham

2015-2019 Adopted Capital Improvement Program

Detail of Construction Projects

2. Lake Cunningham Cypress Pavilion Improvements

CSA:	Neighborhood Services	Initial Start Date:	4th Qtr. 2013
CSA Outcome:	Safe and Clean Parks, Facilities and Attractions	Revised Start Date:	3rd Qtr. 2014
Department:	Parks, Recreation and Neighborhood Services	Initial Completion Date:	2nd Qtr. 2014
Council District:	City-wide	Revised Completion Date:	2nd Qtr. 2015
Location:	Tully Road and White Road		

Description: This project provides funding to renovate Cypress Pavilion, a 300 person occupancy reservable picnic area at Lake Cunningham Park. Project elements may include repair and/or replace the picnic tables and large family style barbeque pits, renovate the prep counter and add lockable under-cabinet storage and shade, add shade over the existing stage and the barbeque pit area, remove the small turf area and replace it with base rock, install removable bollards to create a VIP Parking area, and remove and replace trees and shrubs as needed for ease of maintenance.

Justification: The Cypress Pavilion at Lake Cunningham Park is approximately 30 years old and is in need of renovation. Reservations for this picnic area have dramatically dropped in recent years, likely as a result of the poor shape of the infrastructure. The improvements in this project will make this an extremely desirable picnic area, allowing one large reservation or three smaller reservations at the same time. This will ensure that the facility is clean, safe, and attractive for the community's use and enjoyment.

EXPENDITURE SCHEDULE (000'S)

Cost Elements	Prior Years	2013-14 Appn.	2013-14 Estimate	2014-15	2015-16	2016-17	2017-18	2018-19	5-Year Total	Beyond 5-Year	Project Total
Construction		100		100					100		100
TOTAL		100		100					100		100

FUNDING SOURCE SCHEDULE (000'S)

Lake Cunningham Fund		100		100					100		100
TOTAL		100		100					100		100

ANNUAL OPERATING BUDGET IMPACT (000'S)

None

Major Changes in Project Cost:

None

Notes:

FY Initiated:	2013-2014	Appn. #:	7521
Initial Project Budget:	\$100,000	USGBC LEED:	N/A

Parks and Community Facilities Development - Lake Cunningham

2015-2019 Adopted Capital Improvement Program

Detail of Non-Construction Projects

3. Lake Cunningham Capital Renovations

CSA: Neighborhood Services
CSA Outcome: Safe and Clean Parks, Facilities and Attractions
Department: Parks, Recreation and Neighborhood Services
Description: This allocation provides ongoing funding to support minor repairs at Lake Cunningham Park. Renovations may include minor landscape maintenance, structural renovations, equipment purchase, signage, hardware purchase, and fencing improvements.

EXPENDITURE SCHEDULE (000'S)											
Cost Elements	Prior Years	2013-14 Appn.	2013-14 Estimate	2014-15	2015-16	2016-17	2017-18	2018-19	5-Year Total	Beyond 5-Year	Project Total
Repairs		75	75	100	100	100	100	100	500		
TOTAL		75	75	100	100	100	100	100	500		

FUNDING SOURCE SCHEDULE (000'S)											
Cost Elements	Prior Years	2013-14 Appn.	2013-14 Estimate	2014-15	2015-16	2016-17	2017-18	2018-19	5-Year Total	Beyond 5-Year	Project Total
Lake Cunningham Fund		75	75	100	100	100	100	100	500		
TOTAL		75	75	100	100	100	100	100	500		

Notes:
 Selected budget information is not provided due to the ongoing nature of this project.

Appn. #: 4229

4. Raging Waters Engineering and Inspection

CSA: Neighborhood Services
CSA Outcome: Safe and Clean Parks, Facilities and Attractions
Department: Parks, Recreation and Neighborhood Services
Description: This allocation provides funding for the Public Works Department staff to review and inspect all new construction projects Raging Waters proposes to add to the theme park.

EXPENDITURE SCHEDULE (000'S)											
Cost Elements	Prior Years	2013-14 Appn.	2013-14 Estimate	2014-15	2015-16	2016-17	2017-18	2018-19	5-Year Total	Beyond 5-Year	Project Total
Engineering & Inspection		20	20	20					20		
TOTAL		20	20	20					20		

FUNDING SOURCE SCHEDULE (000'S)											
Cost Elements	Prior Years	2013-14 Appn.	2013-14 Estimate	2014-15	2015-16	2016-17	2017-18	2018-19	5-Year Total	Beyond 5-Year	Project Total
Lake Cunningham Fund		20	20	20					20		
TOTAL		20	20	20					20		

Notes:
 Selected budget information is not provided due to the ongoing nature of this project and funds will be provided on an as-needed basis. All Public Works Department review and inspection costs are reimbursed by Raging Waters.

Appn. #: 6431

PAGE IS INTENTIONALLY LEFT BLANK

Parks and Community Facilities Development - Lake Cunningham

2015-2019 Adopted Capital Improvement Program

Summary of Reserves

Project Name:	Lake Cunningham Future Projects Reserve	Initial Start Date:	N/A
5-Year CIP Budget:	\$1,500,000	Revised Start Date:	
Total Budget:	\$1,500,000	Initial End Date:	N/A
Council District:	City-wide	Revised End Date:	
USGBC LEED:	N/A		


Description: This reserve provides funding for future renovations and improvements at Lake Cunningham Park.

PAGE IS INTENTIONALLY LEFT BLANK



2014-2015 CAPITAL BUDGET

**2015-2019 CAPITAL
IMPROVEMENT PROGRAM**



**PARKS AND
COMMUNITY FACILITIES
DEVELOPMENT
CAPITAL PROGRAM -
PARK TRUST FUND**

Parks and Community Facilities Development - Park Trust Fund
2015-2019 Adopted Capital Improvement Program
Source of Funds (Combined)

SOURCE OF FUNDS	Estimated 2013-2014	2014-2015	2015-2016	2016-2017	2017-2018	2018-2019	5-Year Total
Subdivision Park Trust Fund (375)							
Beginning Fund Balance	87,763,152	68,694,646					68,694,646 *
Revenue from Other Agencies:							
<u>Federal Government</u>							
- SAFETEA-LU: TRAIL: Lower Guadalupe River	978,000						
Contributions, Loans and Transfers from:							
<u>General Fund</u>							
- Former Redevelopment Agency SERAF Loan Repayment		3,060,000					3,060,000
Interest Income	223,000						
Developer Contributions							
- Parkland Dedication Fees	8,059,000						
Reserve for Encumbrances	3,372,494						
Total Subdivision Park Trust Fund	100,395,646	71,754,646					71,754,646 *
TOTAL SOURCE OF FUNDS	100,395,646	71,754,646					71,754,646 *

* The 2015-2016 through 2018-2019 Beginning Balances are excluded from the FIVE-YEAR TOTAL SOURCE OF FUNDS to avoid multiple counting of the same funds.

Parks and Community Facilities Development - Park Trust Fund
2015-2019 Adopted Capital Improvement Program

Use of Funds (Combined)

USE OF FUNDS	Estimated 2013-2014	2014-2015	2015-2016	2016-2017	2017-2018	2018-2019	5-Year Total
Construction Projects							
Allen at Steinbeck School Soccer Field	423,000	500,000					500,000
Almaden Lake Park Playground	15,000						
Backesto Park Improvements	530,000						
Basking Ridge Park Fencing	14,000						
Berryessa Community Center Minor Improvements	49,000						
Berryessa Creek Park Minor Improvements	14,000						
Brenda Lopez Plaza Minor Improvements	12,000						
Buena Vista Park Expansion	21,000						
Calabazas Basketball and Tennis Courts Lighting	158,000						
Camden Community Center Restroom Renovation	15,000						
Camden Soccer Field Renovation	75,000						
Commodore Children's Park	1,409,000	170,000					170,000
Coy Park Playground Renovation	169,000						
Cypress Senior Center Parking Lot Expansion and Outdoor Patio	11,000						
Houge Park and Neighborhood Center Renovation	17,000						
Los Paseos Park Improvements	62,000						
Mount Pleasant Park Minor Improvements	100,000						
Noble Park Minor Improvements	11,000						
Parkview Park Renovation	19,000						
Plata Arroyo Park Improvements	34,000						
Rock Springs Park Minor Improvements	8,000						

Parks and Community Facilities Development - Park Trust Fund
2015-2019 Adopted Capital Improvement Program

Use of Funds (Combined)

USE OF FUNDS (CONT'D.)	Estimated 2013-2014	2014-2015	2015-2016	2016-2017	2017-2018	2018-2019	5-Year Total
Construction Projects							
Rubino Park Improvements	32,000						
Southside Community Center Minor Improvements	23,000						
TJ Martin Park Turf Renovation	34,000						
Vista Park Improvements	15,000						
Watson Park Minor Improvements	10,000						
West Evergreen Park	264,000						
Willow Glen Community Center Minor Improvements	27,000						
1. Alviso Area Minor Improvements		21,000					21,000
2. Backesto Park Renovation		600,000					600,000
3. Biebrach Pool Improvements	12,000	15,000					15,000
4. Bramhall Park Improvements	175,000	225,000					225,000
5. Branham Park Playground Renovation	70,000	370,000					370,000
6. Butcher Park Lighting Upgrade	50,000	25,000					25,000
7. Cahill Park Turf Renovation	50,000	950,000					950,000
8. Calabazas BMX Park Minor Improvements		57,000					57,000
9. Calabazas Community Center Portable Classroom		90,000					90,000
10. Camden Community Center KidZone Safety Improvements	30,000	120,000					120,000
11. Camden Pool Renovation	46,000	180,000					180,000
12. Cataldi Park Fitness Zone		80,000					80,000

Parks and Community Facilities Development - Park Trust Fund
2015-2019 Adopted Capital Improvement Program

Use of Funds (Combined)

USE OF FUNDS (CONT'D.)	Estimated 2013-2014	2014-2015	2015-2016	2016-2017	2017-2018	2018-2019	5-Year Total
Construction Projects							
13. Cataldi Park Landscape Improvements		318,000					318,000
14. Cataldi Park Minor Improvements	4,000	20,000					20,000
15. Chris Hotts Park Fencing and Minor Improvements	30,000	320,000					320,000
16. Council District 4 Dog Park	15,000	710,000					710,000
17. Del Monte Park	2,550,000	821,000					821,000
18. Doerr Park Play Area Renovation		150,000					150,000
19. Fernish Park Minor Improvements		10,000					10,000
20. Guadalupe Oak Grove Park Minor Improvements		44,000					44,000
21. Hamann Park Minor Improvements	25,000	75,000					75,000
22. Hillview Park Minor Improvements		65,000					65,000
23. Kirk Community Center Restroom Improvements		40,000					40,000
24. Lake Cunningham Bike Park		2,020,000					2,020,000
25. Martial-Cottle Community Garden	62,000	450,000					450,000
26. Martin Park Expansion	250,000	2,768,000					2,768,000
27. Metcalf Park Perimeter Fencing		60,000					60,000
28. Metcalf Park Playground Replacement	78,000	30,000					30,000
29. Municipal Rose Garden Improvements		200,000					200,000
30. O'Donnell Gardens Park Minor Improvements		30,000					30,000

Parks and Community Facilities Development - Park Trust Fund
2015-2019 Adopted Capital Improvement Program

Use of Funds (Combined)

USE OF FUNDS (CONT'D.)	Estimated 2013-2014	2014-2015	2015-2016	2016-2017	2017-2018	2018-2019	5-Year Total
Construction Projects							
31. Penitencia Creek Park Playground Renovation	87,000	1,300,000					1,300,000
32. RAMAC Park Landscape Improvements	81,000	50,000					50,000
33. Roosevelt Park and Community Center Improvements	68,000	100,000					100,000
34. San Tomas Park Minor Improvements		13,000					13,000
35. Saratoga Creek Dog Park Turf Replacement		241,000					241,000
36. Solari Park Sports Field Conversion	5,000	440,000					440,000
37. St. James Park Improvements		50,000					50,000
38. Townsend Park Minor Improvements		107,000					107,000
39. Vinci Park Minor Improvements	8,000	12,000					12,000
40. Watson Park Improvements		900,000					900,000
41. Wilcox Park Minor Improvements		17,000					17,000
42. Willow Glen Community Center Improvements	70,000	300,000					300,000
43. Willow Glen Community Center Marquee		30,000					30,000
Public Art							
Almaden Lake Park Public Art		5,000					5,000
Basking Ridge Tot Lot Public Art		2,000					2,000
Bernal Park Expansion Public Art		2,000					2,000
Columbus Park Restroom and Ball Fields Public Art		1,000					1,000

Parks and Community Facilities Development - Park Trust Fund
2015-2019 Adopted Capital Improvement Program

Use of Funds (Combined)

USE OF FUNDS (CONT'D.)	Estimated 2013-2014	2014-2015	2015-2016	2016-2017	2017-2018	2018-2019	5-Year Total
Construction Projects							
Public Art							
Evergreen Community Center Expansion Public Art		1,000					1,000
Glenview Park Infrastructure Improvements Public Art		5,000					5,000
Parkview II Park Renovation Public Art	7,000	5,000					5,000
Penitencia Creek Neighborhood Park Public Art		10,000					10,000
Penitencia Creek Park Dog Park Public Art		13,000					13,000
Penitencia Creek R2 Public Art		10,000					10,000
Rubino Park Public Art		5,000					5,000
Total Public Art	7,000	59,000					59,000
Trails							
TRAIL: Lower Guadalupe River (Gold Street to Highway 880)	599,000	10,000					10,000
TRAIL: Lower Silver Creek Reach VI (Dobern Bridge to Foxdale Drive)	155,000						
TRAIL: Thompson Creek (Tully Road to Quimby Road)	689,000						
44. TRAIL: Coyote Creek (Highway 237 Bikeway to Tasman Drive)	20,000	710,000					710,000
45. TRAIL: Coyote Creek (Story Road to Selma Olinder Park)	300,000	1,700,000					1,700,000
46. TRAIL: Penitencia Creek Reach 1B (Noble Avenue to Dorel Drive)	700,000	1,000,000					1,000,000

Parks and Community Facilities Development - Park Trust Fund
2015-2019 Adopted Capital Improvement Program

Use of Funds (Combined)

USE OF FUNDS (CONT'D.)	Estimated 2013-2014	2014-2015	2015-2016	2016-2017	2017-2018	2018-2019	5-Year Total
Construction Projects							
Trails							
47. TRAIL: Three Creeks Interim Improvements and Pedestrian Bridge	509,000	1,430,000					1,430,000
Total Trails	2,972,000	4,850,000					4,850,000
Total Construction Projects	10,316,000	20,003,000					20,003,000
Non-Construction							
General Non-Construction							
Agnews Property Acquisition	15,129,000						
Capital Program and Public Works Department Support Service Costs	200,000	200,000					200,000
Dairy Hill Detention Basin Refund	897,000						
Doerr Park Play Area Expansion Study	25,000						
Rincon South Area Park Land Acquisition	217,000						
St. James Park Security Study	15,000						
TRAIL: Guadalupe River Undercrossing (Tasman Drive) Engineering	85,000						
TRAIL: Highway 87 Bikeway Enhancements	83,000						
Tamien Park Master Plan	54,000						
48. Agnews Property Preliminary Studies	125,000	25,000					25,000
49. Calabazas Community Center Feasibility Study		50,000					50,000
50. Camden Community Center Gymnasium Upgrade Study		50,000					50,000

Parks and Community Facilities Development - Park Trust Fund
2015-2019 Adopted Capital Improvement Program

Use of Funds (Combined)

USE OF FUNDS (CONT'D.)	Estimated 2013-2014	2014-2015	2015-2016	2016-2017	2017-2018	2018-2019	5-Year Total
<u>Non-Construction</u>							
General Non-Construction							
51. Del Monte Park Land Acquisition		2,870,000					2,870,000
52. Developer Refunds		205,000					205,000
53. Essex Park Master Plan		40,000					40,000
54. Guadalupe River Park Feasibility Study		75,000					75,000
55. Guadalupe River Park Rotary Play Garden	70,000	1,153,000					1,153,000
56. Metzger House and Barn Feasibility Study	30,000	20,000					20,000
57. PDO Valuation Updates	13,000	30,000					30,000
58. Park Trust Fund Administration	1,094,000	1,425,000					1,425,000
59. Preliminary Studies - Turnkey Parks	50,000	50,000					50,000
60. Public Works Development Services Staff	100,000	100,000					100,000
61. Riverview Park Design Review and Inspection	188,000	700,000					700,000
62. Shady Oaks Park Master Plan		250,000					250,000
63. TRAIL: Bay Area Ridge Visibility Enhancement		40,000					40,000
64. TRAIL: Coyote Creek (Story Road to Phelan Avenue) Design	700,000	100,000					100,000
65. TRAIL: Coyote Creek - Singleton Channel Obstruction and Pedestrian Bridge		163,000					163,000

Parks and Community Facilities Development - Park Trust Fund
2015-2019 Adopted Capital Improvement Program

Use of Funds (Combined)

USE OF FUNDS (CONT'D.)	Estimated 2013-2014	2014-2015	2015-2016	2016-2017	2017-2018	2018-2019	5-Year Total
Non-Construction							
General Non-Construction							
66. TRAIL: Guadalupe River Under-crossing (Coleman Road) Design		798,000					798,000
67. TRAIL: Guadalupe River Under-crossing (Union Pacific Railroad) Study		60,000					60,000
68. TRAIL: Los Gatos Creek Reach 5 B/C Design	1,486,000	100,000					100,000
69. TRAIL: Lower Silver Creek Retaining Wall		158,000					158,000
70. TRAIL: Milestone Markers	20,000	49,000					49,000
71. TRAIL: Penitencia Creek Reach 1A Design	20,000	80,000					80,000
72. TRAIL: Penitencia Creek Reach 7A		100,000					100,000
73. TRAIL: Thompson Creek (Quimby Road to Aborn Court) Design		450,000					450,000
74. Vista Montana Turnkey Park	100,000	3,495,000					3,495,000
75. Watson Park Taylor Street Access Study	25,000	150,000					150,000
Total General Non-Construction	20,726,000	12,986,000					12,986,000
Contributions, Loans and Transfers to General Fund							
Transfer to the General Fund: Human Resources/Payroll System Upgrade		3,000					3,000
Transfer to the General Fund: Watson Park Repayment	594,000						
Total Contributions, Loans and Transfers to General Fund	594,000	3,000					3,000

Parks and Community Facilities Development - Park Trust Fund
2015-2019 Adopted Capital Improvement Program

Use of Funds (Combined)

USE OF FUNDS (CONT'D.)	Estimated 2013-2014	2014-2015	2015-2016	2016-2017	2017-2018	2018-2019	5-Year Total
Non-Construction							
Contributions, Loans and Transfers to Special Funds							
Transfer to the City Hall Debt Service Fund	65,000	114,000					114,000
Total Contributions, Loans and Transfers to Special Funds	65,000	114,000					114,000
Reserves							
Bramhall Park Restroom and Concession Building Reserve		800,000					800,000
Butcher Dog Park Artificial Turf Replacement Reserve		226,000					226,000
Camden Community Center Gymnasium Upgrade Reserve		1,785,000					1,785,000
Communications Hill Reserve		294,000					294,000
Council District 6 Sports Field Partnership Reserve		504,000					504,000
DeAnza Park Minor Improvements Reserve		101,000					101,000
Essex Park Development Reserve		2,666,000					2,666,000
Evans Lane Area Land Acquisition Reserve		2,530,000					2,530,000
Houge Park and Neighborhood Center Renovation Reserve		80,000					80,000
Ryland Pool Reserve		295,000					295,000
Santana Park Development Reserve		1,100,000					1,100,000
Shady Oaks Sports Field Reserve		2,166,000					2,166,000
Spartan/Keyes Area Park Development Reserve		1,561,000					1,561,000
Starbird Park Improvements Reserve		161,000					161,000

Parks and Community Facilities Development - Park Trust Fund
2015-2019 Adopted Capital Improvement Program

Use of Funds (Combined)

USE OF FUNDS (CONT'D.)	Estimated 2013-2014	2014-2015	2015-2016	2016-2017	2017-2018	2018-2019	5-Year Total
<u>Non-Construction</u>							
Reserves							
TRAIL: Coyote Creek (Montague Expressway to Charcot Avenue) Reserve		150,000					150,000
TRAIL: Doerr Parkway Reserve		351,000					351,000
TRAIL: Guadalupe River (Branham Lane to Chynoweth Avenue) Reserve		1,200,000					1,200,000
Tamien Park Development Reserve		121,000					121,000
Future PDO/PIO Projects Reserve		22,557,646					22,557,646
Total Reserves		38,648,646					38,648,646
Total Non-Construction	21,385,000	51,751,646					51,751,646
Ending Fund Balance	68,694,646						*
TOTAL USE OF FUNDS	100,395,646	71,754,646					71,754,646*

695 - V

* The 2014-2015 through 2017-2018 Ending Balances are excluded from the FIVE-YEAR TOTAL USE OF FUNDS to avoid multiple counting of the same funds.

PAGE IS INTENTIONALLY LEFT BLANK

Parks and Community Facilities Development - Park Trust Fund

2015-2019 Adopted Capital Improvement Program

Detail of Construction Projects

1. Alviso Area Minor Improvements

CSA:	Neighborhood Services	Initial Start Date:	4th Qtr. 2009
CSA Outcome:	Safe and Clean Parks, Facilities and Attractions	Revised Start Date:	
Department:	Parks, Recreation and Neighborhood Services	Initial Completion Date:	2nd Qtr. 2012
Council District:	4	Revised Completion Date:	2nd Qtr. 2015
Location:	Wilson Way and North First Street		

Description: This project provides funding for minor improvements at Alviso Park, a 22.3 acre neighborhood park in Council District 4. Project elements may include sidewalk repair and irrigation improvements.

Justification: This project provides funding for minor improvements at the park, which will reduce maintenance efforts and the infrastructure backlog.

EXPENDITURE SCHEDULE (000'S)

Cost Elements	Prior Years	2013-14 Appn.	2013-14 Estimate	2014-15	2015-16	2016-17	2017-18	2018-19	5-Year Total	Beyond 5-Year	Project Total
Construction	38	21		21					21		59
TOTAL	38	21		21					21		59

FUNDING SOURCE SCHEDULE (000'S)

Subdivision Park Trust Fund	38	21		21					21		59
TOTAL	38	21		21					21		59

ANNUAL OPERATING BUDGET IMPACT (000'S)

None

Major Changes in Project Cost:

None

Notes:

FY Initiated:	2009-2010	Appn. #:	7142
Initial Project Budget:	\$59,000	USGBC LEED:	N/A

Parks and Community Facilities Development - Park Trust Fund

2015-2019 Adopted Capital Improvement Program

Detail of Construction Projects

2. Backesto Park Renovation

CSA:	Neighborhood Services	Initial Start Date:	3rd Qtr. 2014
CSA Outcome:	Safe and Clean Parks, Facilities and Attractions	Revised Start Date:	
Department:	Parks, Recreation and Neighborhood Services	Initial Completion Date:	3rd Qtr. 2015
Council District:	3	Revised Completion Date:	
Location:	Jackson Street and 13th Street		

Description: This project provides funding for minor improvements at Backesto Park, a 10.5 acre neighborhood park in Council District 3. Improvements include upgrades to the park buildings, play area, picnic facilities, lighting, and exercise equipment.

Justification: This project provides funding to renovate Backesto Park, which will improve usage opportunities and meet the recreational needs of the community.

EXPENDITURE SCHEDULE (000'S)

Cost Elements	Prior Years	2013-14 Appn.	2013-14 Estimate	2014-15	2015-16	2016-17	2017-18	2018-19	5-Year Total	Beyond 5-Year	Project Total
Development				20					20		20
Design				85					85		85
Bid & Award				15					15		15
Construction				475					475		475
Post Construction				5					5		5
TOTAL				600					600		600

FUNDING SOURCE SCHEDULE (000'S)

Subdivision Park Trust Fund				600		600	600
TOTAL				600		600	600

ANNUAL OPERATING BUDGET IMPACT (000'S)

None

Major Changes in Project Cost:

None

Notes:

FY Initiated:	2014-2015	Appn. #:	7762
Initial Project Budget:	\$600,000	USGBC LEED:	N/A

Parks and Community Facilities Development - Park Trust Fund

2015-2019 Adopted Capital Improvement Program

Detail of Construction Projects

3. Biebrach Pool Improvements

CSA:	Neighborhood Services	Initial Start Date:	3rd Qtr. 2012
CSA Outcome:	Safe and Clean Parks, Facilities and Attractions	Revised Start Date:	3rd Qtr. 2013
Department:	Parks, Recreation and Neighborhood Services	Initial Completion Date:	2nd Qtr. 2013
Council District:	3	Revised Completion Date:	2nd Qtr. 2015
Location:	Delmas Avenue and West Virginia Street		

Description: This project provides funding for minor improvements at Biebrach Pool. Project elements may include repairs to the outdoor lights, pool lights, restroom lights, and pool office lights, as well as replacement of the Americans with Disabilities Act (ADA) pool lift.

Justification: This project provides funding for improvements at this neighborhood pool, which will preserve infrastructure and improve usage opportunities while staying compliant with ADA standards.

EXPENDITURE SCHEDULE (000'S)

Cost Elements	Prior Years	2013-14 Appn.	2013-14 Estimate	2014-15	2015-16	2016-17	2017-18	2018-19	5-Year Total	Beyond 5-Year	Project Total
Construction		27	12	15					15		27
TOTAL		27	12	15					15		27

FUNDING SOURCE SCHEDULE (000'S)

Subdivision Park Trust Fund		27	12	15					15		27
TOTAL		27	12	15					15		27

ANNUAL OPERATING BUDGET IMPACT (000'S)

None

Major Changes in Project Cost:

None

Notes:

FY Initiated:	2012-2013	Appn. #:	6327
Initial Project Budget:	\$27,000	USGBC LEED:	N/A

Parks and Community Facilities Development - Park Trust Fund

2015-2019 Adopted Capital Improvement Program

Detail of Construction Projects

4. Bramhall Park Improvements

CSA:	Neighborhood Services	Initial Start Date:	3rd Qtr. 2013
CSA Outcome:	Safe and Clean Parks, Facilities and Attractions	Revised Start Date:	
Department:	Parks, Recreation and Neighborhood Services	Initial Completion Date:	1st Qtr. 2015
Council District:	6	Revised Completion Date:	
Location:	Willow Street and Camino Ramon		

Description: This project provides funding for improvements at Bramhall Park, an 18.0 acre neighborhood park in Council District 6. Park improvements include the construction of six reservable group picnic areas, as well as renovations to the existing Americans with Disability Act (ADA) access ramp into the park.

Justification: Bramhall Park is heavily used by the community. The planned enhancements will improve the park users' experience and make the facility compliant with current ADA standards.

EXPENDITURE SCHEDULE (000'S)

Cost Elements	Prior Years	2013-14 Appn.	2013-14 Estimate	2014-15	2015-16	2016-17	2017-18	2018-19	5-Year Total	Beyond 5-Year	Project Total
Design		10	10								10
Bid & Award		10	10								10
Construction		375	155	220					220		375
Post Construction		5		5					5		5
TOTAL		400	175	225					225		400

FUNDING SOURCE SCHEDULE (000'S)

Subdivision Park Trust Fund	400	175	225					225		400
TOTAL	400	175	225					225		400

ANNUAL OPERATING BUDGET IMPACT (000'S)

None

Major Changes in Project Cost:

None

Notes:

FY Initiated:	2013-2014	Appn. #:	7539
Initial Project Budget:	\$400,000	USGBC LEED:	N/A

Parks and Community Facilities Development - Park Trust Fund

2015-2019 Adopted Capital Improvement Program

Detail of Construction Projects

5. Branham Park Playground Renovation

CSA:	Neighborhood Services	Initial Start Date:	3rd Qtr. 2011
CSA Outcome:	Safe and Clean Parks, Facilities and Attractions	Revised Start Date:	1st Qtr. 2014
Department:	Parks, Recreation and Neighborhood Services	Initial Completion Date:	4th Qtr. 2012
Council District:	9	Revised Completion Date:	2nd Qtr. 2015
Location:	Branham Lane and Tupolo Drive		

Description: This project provides funding to renovate the play structure at Branham Park, a 7.0 acre neighborhood park in Council District 9. Project elements may include renovating the existing play equipment, installing new fitness equipment, adding lighting by the picnic arbor, renovating the existing chain-link fence adjacent to the retail area, and landscaping improvements.

Justification: This project will upgrade the appearance of Branham Park and install additional safety features, which will increase usage and improve safety of the park.

EXPENDITURE SCHEDULE (000'S)

Cost Elements	Prior Years	2013-14 Appn.	2013-14 Estimate	2014-15	2015-16	2016-17	2017-18	2018-19	5-Year Total	Beyond 5-Year	Project Total
Design		70	70								70
Bid & Award		10		10					10		10
Construction		330		360					360		360
TOTAL		410	70	370					370		440

FUNDING SOURCE SCHEDULE (000'S)

Subdivision Park Trust Fund		410	70	370					370		440
TOTAL		410	70	370					370		440

ANNUAL OPERATING BUDGET IMPACT (000'S)

None

Major Changes in Project Cost:

2015-2019 CIP - increase of \$30,000 due to revisions to the project scope and construction cost elements.

Notes:

FY Initiated:	2011-2012	Appn. #:	7294
Initial Project Budget:	\$394,000	USGBC LEED:	N/A

Parks and Community Facilities Development - Park Trust Fund

2015-2019 Adopted Capital Improvement Program

Detail of Construction Projects

6. Butcher Park Lighting Upgrade

CSA:	Neighborhood Services	Initial Start Date:	3rd Qtr. 2013
CSA Outcome:	Safe and Clean Parks, Facilities and Attractions	Revised Start Date:	
Department:	Parks, Recreation and Neighborhood Services	Initial Completion Date:	2nd Qtr. 2014
Council District:	9	Revised Completion Date:	2nd Qtr. 2015
Location:	Camden Avenue and Oakwood Avenue		

Description: This project provides funding to upgrade the lighting system at Butcher Park, a 10.0 acre neighborhood park in Council District 9.

Justification: This project is necessary to maintain infrastructure and enhance the users' experience at the park.

EXPENDITURE SCHEDULE (000'S)

Cost Elements	Prior Years	2013-14 Appn.	2013-14 Estimate	2014-15	2015-16	2016-17	2017-18	2018-19	5-Year Total	Beyond 5-Year	Project Total
Construction		75	50	25					25		75
TOTAL		75	50	25					25		75

FUNDING SOURCE SCHEDULE (000'S)

Subdivision Park Trust Fund	75	50	25						25		75
TOTAL	75	50	25						25		75

ANNUAL OPERATING BUDGET IMPACT (000'S)

None

Major Changes in Project Cost:

None

Notes:

FY Initiated:	2013-2014	Appn. #:	7540
Initial Project Budget:	\$75,000	USGBC LEED:	N/A

Parks and Community Facilities Development - Park Trust Fund

2015-2019 Adopted Capital Improvement Program

Detail of Construction Projects

7. Cahill Park Turf Renovation

CSA:	Neighborhood Services	Initial Start Date:	4th Qtr. 2013
CSA Outcome:	Safe and Clean Parks, Facilities and Attractions	Revised Start Date:	
Department:	Parks, Recreation and Neighborhood Services	Initial Completion Date:	1st Qtr. 2015
Council District:	6	Revised Completion Date:	2nd Qtr. 2015
Location:	San Fernando Street and Bush Street		

Description: This project provides funding to renovate the turf at Cahill Park, a 3.7 acre neighborhood park in Council District 6. Project elements may include removal of the existing soil and replacement with topsoil, grading, installation of sodded turf, installation of a new irrigation system, and construction of a new sidewalk bisecting the turf area.

Justification: The existing soil under the turf is compacted and includes construction debris, which contributes to the poor quality of the turf. Replacement of the existing topsoil will enhance the turf appearance.

EXPENDITURE SCHEDULE (000'S)

Cost Elements	Prior Years	2013-14 Appn.	2013-14 Estimate	2014-15	2015-16	2016-17	2017-18	2018-19	5-Year Total	Beyond 5-Year	Project Total
Design		97	50	47					47		97
Bid & Award		16		16					16		16
Construction		881		881					881		881
Post Construction		6		6					6		6
TOTAL		1,000	50	950					950		1,000

FUNDING SOURCE SCHEDULE (000'S)

Subdivision Park Trust Fund		1,000	50	950					950		1,000
TOTAL		1,000	50	950					950		1,000

ANNUAL OPERATING BUDGET IMPACT (000'S)

None

Major Changes in Project Cost:

None

Notes:

FY Initiated:	2013-2014	Appn. #:	7541
Initial Project Budget:	\$1,000,000	USGBC LEED:	N/A

Parks and Community Facilities Development - Park Trust Fund

2015-2019 Adopted Capital Improvement Program

Detail of Construction Projects

8. Calabazas BMX Park Minor Improvements

CSA:	Neighborhood Services	Initial Start Date:	3rd Qtr. 2008
CSA Outcome:	Safe and Clean Parks, Facilities and Attractions	Revised Start Date:	
Department:	Parks, Recreation and Neighborhood Services	Initial Completion Date:	2nd Qtr. 2009
Council District:	1	Revised Completion Date:	2nd Qtr. 2015
Location:	Rainbow Drive and South Blaney Avenue		

Description: This project provides funding for minor improvements at Calabazas BMX Park. Project elements may include the renovation of the mounds at the north end of the BMX park, concrete repairs, and construction of other amenities that may support revenue generating classes and encourage patrons to rent the facility.

Justification: Improvements at the Calabazas BMX Park may reduce maintenance efforts as well as increase patron usage and revenue opportunities.

EXPENDITURE SCHEDULE (000'S)

Cost Elements	Prior Years	2013-14 Appn.	2013-14 Estimate	2014-15	2015-16	2016-17	2017-18	2018-19	5-Year Total	Beyond 5-Year	Project Total
Construction	47	57		57					57		104
TOTAL	47	57		57					57		104

FUNDING SOURCE SCHEDULE (000'S)

Subdivision Park Trust Fund	47	57		57					57		104
TOTAL	47	57		57					57		104

ANNUAL OPERATING BUDGET IMPACT (000'S)

None

Major Changes in Project Cost:

2010-2014 CIP - increase of \$50,000 due to revisions to the project scope and construction cost elements.

Notes:

FY Initiated:	2008-2009	Appn. #:	6331
Initial Project Budget:	\$54,000	USGBC LEED:	N/A

Parks and Community Facilities Development - Park Trust Fund

2015-2019 Adopted Capital Improvement Program

Detail of Construction Projects

9. Calabazas Community Center Portable Classroom

CSA:	Neighborhood Services	Initial Start Date:	3rd Qtr. 2014
CSA Outcome:	Safe and Clean Parks, Facilities and Attractions	Revised Start Date:	
Department:	Parks, Recreation and Neighborhood Services	Initial Completion Date:	2nd Qtr. 2015
Council District:	1	Revised Completion Date:	
Location:	South Blaney Avenue and Rainbow Drive		

Description: This project provides funding for the addition of a new portable classroom at the Calabazas Community Center.

Justification: The addition of a classroom at Calabazas Community Center will allow for more classes to be offered to the public, which will benefit the community and may increase revenue generation.

EXPENDITURE SCHEDULE (000'S)

Cost Elements	Prior Years	2013-14 Appn.	2013-14 Estimate	2014-15	2015-16	2016-17	2017-18	2018-19	5-Year Total	Beyond 5-Year	Project Total
Construction				90					90		90
TOTAL				90					90		90

FUNDING SOURCE SCHEDULE (000'S)

Subdivision Park Trust Fund	90	90	90
TOTAL	90	90	90

ANNUAL OPERATING BUDGET IMPACT (000'S)

None

Major Changes in Project Cost:

None

Notes:

FY Initiated:	2014-2015	Appn. #:	7737
Initial Project Budget:	\$90,000	USGBC LEED:	N/A

Parks and Community Facilities Development - Park Trust Fund

2015-2019 Adopted Capital Improvement Program

Detail of Construction Projects

10. Camden Community Center KidZone Safety Improvements

CSA:	Neighborhood Services	Initial Start Date:	4th Qtr. 2013
CSA Outcome:	Safe and Clean Parks, Facilities and Attractions	Revised Start Date:	
Department:	Parks, Recreation and Neighborhood Services	Initial Completion Date:	4th Qtr. 2014
Council District:	9	Revised Completion Date:	2nd Qtr. 2015
Location:	3369 Union Avenue		

Description: This project provides funding for safety improvements at the Camden Community Center KidZone. Project elements include converting 3,000 square feet of artificial turf to resilient surfacing, adding a security camera system, installing motion sensor lights, and installing security fencing.

Justification: This project is necessary to enhance safety at the facility and to prevent the artificial turf from being stolen from the site.

EXPENDITURE SCHEDULE (000'S)

Cost Elements	Prior Years	2013-14 Appn.	2013-14 Estimate	2014-15	2015-16	2016-17	2017-18	2018-19	5-Year Total	Beyond 5-Year	Project Total
Design		30	30								30
Bid & Award		4		4					4		4
Construction		116		116					116		116
TOTAL		150	30	120					120		150

FUNDING SOURCE SCHEDULE (000'S)

Subdivision Park Trust Fund	150	30	120						120		150
TOTAL	150	30	120						120		150

ANNUAL OPERATING BUDGET IMPACT (000'S)

None

Major Changes in Project Cost:

None

Notes:

FY Initiated:	2013-2014	Appn. #:	7544
Initial Project Budget:	\$150,000	USGBC LEED:	N/A

Parks and Community Facilities Development - Park Trust Fund

2015-2019 Adopted Capital Improvement Program

Detail of Construction Projects

11. Camden Pool Renovation

CSA:	Neighborhood Services	Initial Start Date:	3rd Qtr. 2013
CSA Outcome:	Safe and Clean Parks, Facilities and Attractions	Revised Start Date:	
Department:	Parks, Recreation and Neighborhood Services	Initial Completion Date:	2nd Qtr. 2015
Council District:	9	Revised Completion Date:	
Location:	3369 Union Avenue		

Description: This project provides funding for renovations at the Camden Pool. Project elements include replacing the pool's mechanical, electrical, and chemical equipment, improving the pool's water line, and renovating the building that stores all of the equipment.

Justification: Renovations to the pool equipment are necessary to ensure continued public usage of the pool and to reduce the utility costs to operate the pool.

EXPENDITURE SCHEDULE (000'S)

Cost Elements	Prior Years	2013-14 Appn.	2013-14 Estimate	2014-15	2015-16	2016-17	2017-18	2018-19	5-Year Total	Beyond 5-Year	Project Total
Development		10	10								10
Design		56	36	20					20		56
Bid & Award		20		20					20		20
Construction		140		140					140		140
TOTAL		226	46	180					180		226

FUNDING SOURCE SCHEDULE (000'S)

Subdivision Park Trust Fund		226	46	180					180		226
TOTAL		226	46	180					180		226

ANNUAL OPERATING BUDGET IMPACT (000'S)

None

Major Changes in Project Cost:

None

Notes:

Additional funding of \$574,000 is provided in the Council District 9 Construction and Conveyance Tax Fund (Fund 388) for this project.

FY Initiated:	2013-2014	Appn. #:	7545
Initial Project Budget:	\$226,000	USGBC LEED:	N/A

Parks and Community Facilities Development - Park Trust Fund

2015-2019 Adopted Capital Improvement Program

Detail of Construction Projects

12. Cataldi Park Fitness Zone

CSA:	Neighborhood Services	Initial Start Date:	3rd Qtr. 2012
CSA Outcome:	Safe and Clean Parks, Facilities and Attractions	Revised Start Date:	3rd Qtr. 2014
Department:	Parks, Recreation and Neighborhood Services	Initial Completion Date:	2nd Qtr. 2013
Council District:	4	Revised Completion Date:	2nd Qtr. 2015
Location:	Morrill Avenue and Cataldi Drive		

Description: This project provides funding for a new fitness zone at Cataldi Park, a 39.3 acre neighborhood park in Council District 4. The fitness zone will consist of a cluster of outdoor fitness equipment, which will create an area for residents to exercise at Cataldi Park.

Justification: The fitness zone will provide the community an opportunity to combine physical fitness with having fun outdoors.

EXPENDITURE SCHEDULE (000'S)

Cost Elements	Prior Years	2013-14 Appn.	2013-14 Estimate	2014-15	2015-16	2016-17	2017-18	2018-19	5-Year Total	Beyond 5-Year	Project Total
Construction		80		80					80		80
TOTAL		80		80					80		80

FUNDING SOURCE SCHEDULE (000'S)

Subdivision Park Trust Fund		80		80					80		80
TOTAL		80		80					80		80

ANNUAL OPERATING BUDGET IMPACT (000'S)

None

Major Changes in Project Cost:

None

Notes:

FY Initiated:	2012-2013	Appn. #:	7410
Initial Project Budget:	\$80,000	USGBC LEED:	N/A

Parks and Community Facilities Development - Park Trust Fund

2015-2019 Adopted Capital Improvement Program

Detail of Construction Projects

13. Cataldi Park Landscape Improvements

CSA:	Neighborhood Services	Initial Start Date:	1st Qtr. 2015
CSA Outcome:	Safe and Clean Parks, Facilities and Attractions	Revised Start Date:	
Department:	Parks, Recreation and Neighborhood Services	Initial Completion Date:	2nd Qtr. 2016
Council District:	4	Revised Completion Date:	
Location:	Cataldi Drive and Morrill Avenue		

Description: This project provides funding for minor improvements at Cataldi Park, a 39.3 acre neighborhood park in Council District 4. Project elements may include replacing a portion of the existing turf, renovating the irrigation system, and installing new landscaping by the existing tennis courts.

Justification: This project provides funding for improvements at Cataldi Park, which will enhance the appearance and usability of the park and may reduce maintenance efforts.

EXPENDITURE SCHEDULE (000'S)

Cost Elements	Prior Years	2013-14 Appn.	2013-14 Estimate	2014-15	2015-16	2016-17	2017-18	2018-19	5-Year Total	Beyond 5-Year	Project Total
Development				10					10		10
Design				50					50		50
Bid & Award				15					15		15
Construction				238					238		238
Post Construction				5					5		5
TOTAL				318					318		318

FUNDING SOURCE SCHEDULE (000'S)

Subdivision Park Trust Fund	318	318	318
TOTAL	318	318	318

ANNUAL OPERATING BUDGET IMPACT (000'S)

None

Major Changes in Project Cost:

None

Notes:

FY Initiated:	2014-2015	Appn. #:	7738
Initial Project Budget:	\$318,000	USGBC LEED:	N/A

Parks and Community Facilities Development - Park Trust Fund

2015-2019 Adopted Capital Improvement Program

Detail of Construction Projects

14. Cataldi Park Minor Improvements

CSA:	Neighborhood Services	Initial Start Date:	3rd Qtr. 2008
CSA Outcome:	Safe and Clean Parks, Facilities and Attractions	Revised Start Date:	4th Qtr. 2010
Department:	Parks, Recreation and Neighborhood Services	Initial Completion Date:	2nd Qtr. 2009
Council District:	4	Revised Completion Date:	2nd Qtr. 2015
Location:	Morrill Avenue and Cataldi Drive		

Description: This project provides funding for minor improvements at Cataldi Park, a 39.3 acre neighborhood park in Council District 4. Project elements may include landscape improvements, repairs to the existing parking lot, and renovations to the restroom, including replacing old partitions and fixtures, re-sealing the floor, and painting the interior and exterior of the facility.

Justification: This project provides funding for improvements at this neighborhood park, which will preserve infrastructure and improve usage opportunities.

EXPENDITURE SCHEDULE (000'S)

Cost Elements	Prior Years	2013-14 Appn.	2013-14 Estimate	2014-15	2015-16	2016-17	2017-18	2018-19	5-Year Total	Beyond 5-Year	Project Total
Construction	106	24	4	20					20		130
TOTAL	106	24	4	20					20		130

FUNDING SOURCE SCHEDULE (000'S)

Subdivision Park Trust Fund	106	24	4	20					20		130
TOTAL	106	24	4	20					20		130

ANNUAL OPERATING BUDGET IMPACT (000'S)

None

Major Changes in Project Cost:

2011-2015 CIP - increase of \$118,000 due to a change in the project scope to include the renovation of the park restroom.

Notes:

FY Initiated:	2008-2009	Appn. #:	6335
Initial Project Budget:	\$12,000	USGBC LEED:	N/A

Parks and Community Facilities Development - Park Trust Fund

2015-2019 Adopted Capital Improvement Program

Detail of Construction Projects

15. Chris Hotts Park Fencing and Minor Improvements

CSA:	Neighborhood Services	Initial Start Date:	3rd Qtr. 2013
CSA Outcome:	Safe and Clean Parks, Facilities and Attractions	Revised Start Date:	
Department:	Parks, Recreation and Neighborhood Services	Initial Completion Date:	1st Qtr. 2015
Council District:	10	Revised Completion Date:	
Location:	Almaden Expressway near Via Monte Drive		

Description: This project provides funding for renovations at Chris Hotts Park, a 1.0 acre neighborhood park in Council District 10. Project elements may include renovating the existing fence, installing new park benches, painting existing infrastructure, and repairing the existing concrete.

Justification: This project provides funding for minor improvements at the park, which will preserve infrastructure and improve usage opportunities.

EXPENDITURE SCHEDULE (000'S)

Cost Elements	Prior Years	2013-14 Appn.	2013-14 Estimate	2014-15	2015-16	2016-17	2017-18	2018-19	5-Year Total	Beyond 5-Year	Project Total
Development		10	10								10
Design		20	20								20
Bid & Award		20		20					20		20
Construction		300		300					300		300
TOTAL		350	30	320					320		350

FUNDING SOURCE SCHEDULE (000'S)

Subdivision Park Trust Fund		350	30	320				320		350
TOTAL		350	30	320				320		350

ANNUAL OPERATING BUDGET IMPACT (000'S)

None

Major Changes in Project Cost:

None

Notes:

FY Initiated:	2013-2014	Appn. #:	7547
Initial Project Budget:	\$350,000	USGBC LEED:	N/A

Parks and Community Facilities Development - Park Trust Fund

2015-2019 Adopted Capital Improvement Program

Detail of Construction Projects

16. Council District 4 Dog Park

CSA:	Neighborhood Services	Initial Start Date:	3rd Qtr. 2012
CSA Outcome:	Safe and Clean Parks, Facilities and Attractions	Revised Start Date:	
Department:	Parks, Recreation and Neighborhood Services	Initial Completion Date:	1st Qtr. 2014
Council District:	4	Revised Completion Date:	TBD
Location:	To be determined		

Description: This project provides funding to design and construct a new dog park in Council District 4. Project elements may include site determination, construction of small and large dog enclosed areas, a seating plaza, a parking lot for approximately 30 cars, and associated landscaping.

Justification: This project provides funding to develop a new dog park, which is consistent with goals in the Greenprint for Parks and Community Facilities and Programs, adopted in September 2000 (updated in December 2009).

EXPENDITURE SCHEDULE (000'S)

Cost Elements	Prior Years	2013-14 Appn.	2013-14 Estimate	2014-15	2015-16	2016-17	2017-18	2018-19	5-Year Total	Beyond 5-Year	Project Total
Design	47	15	15								62
Bid & Award		10		10					10		10
Construction		695		695					695		695
Post Construction		5		5					5		5
TOTAL	47	725	15	710					710		772

FUNDING SOURCE SCHEDULE (000'S)

Subdivision Park Trust Fund	47	725	15	710					710		772
TOTAL	47	725	15	710					710		772

ANNUAL OPERATING BUDGET IMPACT (000'S)

Maintenance				10	10	11	11				
Operating				5	21	21	22				
TOTAL				15	31	32	33				

Major Changes in Project Cost:

None

Notes:

Previously titled "Noble Park Dog Park." This project is on hold pending selection of an alternate site. For forecasting purposes, it was estimated this new facility will be completed and operational by December 2015. Once the site is selected, an updated project scope, operating and maintenance impact, and project dates will be determined.

FY Initiated:	2012-2013	Appn. #:	7412
Initial Project Budget:	\$772,000	USGBC LEED:	N/A

Parks and Community Facilities Development - Park Trust Fund

2015-2019 Adopted Capital Improvement Program

Detail of Construction Projects

17. Del Monte Park

CSA:	Neighborhood Services	Initial Start Date:	3rd Qtr. 2012
CSA Outcome:	Safe and Clean Parks, Facilities and Attractions	Revised Start Date:	
Department:	Parks, Recreation and Neighborhood Services	Initial Completion Date:	1st Qtr. 2014
Council District:	6	Revised Completion Date:	4th Qtr. 2014
Location:	Auzerais Avenue, along the Los Gatos Creek		

Description: This project provides funding to design and construct a new 1.8 acre neighborhood park in Council District 6. Project elements include construction of a children's play area, picnic areas, an open turf area, a dog park, plaza, restroom building, fencing, and associated irrigation and landscaping.

Justification: The project will address community concerns regarding the lack of neighborhood-serving recreational space.

EXPENDITURE SCHEDULE (000'S)

Cost Elements	Prior Years	2013-14 Appn.	2013-14 Estimate	2014-15	2015-16	2016-17	2017-18	2018-19	5-Year Total	Beyond 5-Year	Project Total
Development	38	11	11								49
Design	91	100	100								191
Bid & Award		22	22								22
Construction		3,195	2,417	778					778		3,195
Post Construction		43		43					43		43
TOTAL	129	3,371	2,550	821					821		3,500

FUNDING SOURCE SCHEDULE (000'S)

Subdivision Park Trust Fund	129	3,371	2,550	821					821		3,500
TOTAL	129	3,371	2,550	821					821		3,500

ANNUAL OPERATING BUDGET IMPACT (000'S)

Cost Offset*
Maintenance*

TOTAL

Major Changes in Project Cost:

None

Notes:

* The maintenance impact associated with this facility is included in the 2014-2015 Adopted Operating Budget. The City receives lease revenue from three businesses located on the park property, which is recognized in the General Fund.

FY Initiated:	2012-2013	Appn. #:	7411
Initial Project Budget:	\$3,500,000	USGBC LEED:	N/A

Parks and Community Facilities Development - Park Trust Fund

2015-2019 Adopted Capital Improvement Program

Detail of Construction Projects

18. Doerr Park Play Area Renovation

CSA:	Neighborhood Services	Initial Start Date:	3rd Qtr. 2014
CSA Outcome:	Safe and Clean Parks, Facilities and Attractions	Revised Start Date:	
Department:	Parks, Recreation and Neighborhood Services	Initial Completion Date:	3rd Qtr. 2015
Council District:	9	Revised Completion Date:	
Location:	Potrero Drive and Park Wilshire Drive		

Description: This project provides funding for renovations at Doerr Park, a 11.7 acre neighborhood park in Council District 9. Project elements include the installation of new playground equipment and play surfacing, replacing the drainage system, expanding the existing walkway around the playground, planting new trees, and renovating the existing irrigation system.

Justification: This project provides funding to renovate Doerr Park, which will enhance the play value of the park to the nearby residents.

EXPENDITURE SCHEDULE (000'S)

Cost Elements	Prior Years	2013-14 Appn.	2013-14 Estimate	2014-15	2015-16	2016-17	2017-18	2018-19	5-Year Total	Beyond 5-Year	Project Total
Development				30					30		30
Design				105					105		105
Bid & Award				15					15		15
TOTAL				150					150		150

FUNDING SOURCE SCHEDULE (000'S)

Subdivision Park Trust Fund									150	150	150
TOTAL									150	150	150

ANNUAL OPERATING BUDGET IMPACT (000'S)

None

Major Changes in Project Cost:

None

Notes:

Additional funding of \$850,000 is provided in the Council District 9 Construction and Conveyance Tax Fund (Fund 388) for this project.

FY Initiated:	2014-2015	Appn. #:	7658
Initial Project Budget:	\$150,000	USGBC LEED:	N/A

Parks and Community Facilities Development - Park Trust Fund

2015-2019 Adopted Capital Improvement Program

Detail of Construction Projects

19. Fernish Park Minor Improvements

CSA:	Neighborhood Services	Initial Start Date:	3rd Qtr. 2008
CSA Outcome:	Safe and Clean Parks, Facilities and Attractions	Revised Start Date:	3rd Qtr. 2012
Department:	Parks, Recreation and Neighborhood Services	Initial Completion Date:	2nd Qtr. 2009
Council District:	8	Revised Completion Date:	2nd Qtr. 2015
Location:	Fernish Drive and Rubion Drive		

Description: This project provides funding for minor improvements at Fernish Park, a 6.0 acre neighborhood park in Council District 8. Project elements may include landscape improvements, replacement of park benches, repairs to the existing fence, and installation of site furnishings.

Justification: This project provides funding for improvements at this neighborhood park, which will preserve infrastructure and improve usage opportunities.

EXPENDITURE SCHEDULE (000'S)

Cost Elements	Prior Years	2013-14 Appn.	2013-14 Estimate	2014-15	2015-16	2016-17	2017-18	2018-19	5-Year Total	Beyond 5-Year	Project Total
Construction	1	10		10					10		11
TOTAL	1	10		10					10		11

FUNDING SOURCE SCHEDULE (000'S)

Subdivision Park Trust Fund	1	10		10					10		11
TOTAL	1	10		10					10		11

ANNUAL OPERATING BUDGET IMPACT (000'S)

None

Major Changes in Project Cost:

None

Notes:

FY Initiated:	2008-2009	Appn. #:	6345
Initial Project Budget:	\$11,000	USGBC LEED:	N/A

Parks and Community Facilities Development - Park Trust Fund

2015-2019 Adopted Capital Improvement Program

Detail of Construction Projects

20. Guadalupe Oak Grove Park Minor Improvements

CSA:	Neighborhood Services	Initial Start Date:	3rd Qtr. 2011
CSA Outcome:	Safe and Clean Parks, Facilities and Attractions	Revised Start Date:	3rd Qtr. 2014
Department:	Parks, Recreation and Neighborhood Services	Initial Completion Date:	2nd Qtr. 2012
Council District:	10	Revised Completion Date:	2nd Qtr. 2015
Location:	Sterling Oaks Drive and Thorntree Court		

Description: This project provides funding to extend the retaining wall along the perimeter of Guadalupe Oak Grove Park, a 62.7 acre neighborhood park in Council District 10.

Justification: This project extends the retaining wall along the park boundary, which will reduce maintenance efforts.

EXPENDITURE SCHEDULE (000'S)

Cost Elements	Prior Years	2013-14 Appn.	2013-14 Estimate	2014-15	2015-16	2016-17	2017-18	2018-19	5-Year Total	Beyond 5-Year	Project Total
Construction		44		44					44		44
TOTAL		44		44					44		44

FUNDING SOURCE SCHEDULE (000'S)

Subdivision Park Trust Fund		44		44					44		44
TOTAL		44		44					44		44

ANNUAL OPERATING BUDGET IMPACT (000'S)

None

Major Changes in Project Cost:

None

Notes:

FY Initiated:	2011-2012	Appn. #:	7297
Initial Project Budget:	\$44,000	USGBC LEED:	N/A

Parks and Community Facilities Development - Park Trust Fund

2015-2019 Adopted Capital Improvement Program

Detail of Construction Projects

21. Hamann Park Minor Improvements

CSA:	Neighborhood Services	Initial Start Date:	1st Qtr. 2014
CSA Outcome:	Safe and Clean Parks, Facilities and Attractions	Revised Start Date:	
Department:	Parks, Recreation and Neighborhood Services	Initial Completion Date:	2nd Qtr. 2014
Council District:	1	Revised Completion Date:	2nd Qtr. 2015
Location:	Westfield Avenue and Central Avenue		

Description: This project provides funding for improvements at Hamann Neighborhood Center. Project elements include retrofitting the cinder block walls of the neighborhood center, installing security lighting at the playground, repairing wood damage, and other minor improvements.

Justification: This project renovates the neighborhood park building, which will increase visibility and address current security concerns.

EXPENDITURE SCHEDULE (000'S)

Cost Elements	Prior Years	2013-14 Appn.	2013-14 Estimate	2014-15	2015-16	2016-17	2017-18	2018-19	5-Year Total	Beyond 5-Year	Project Total
Construction		50	25	75					75		100
TOTAL		50	25	75					75		100

FUNDING SOURCE SCHEDULE (000'S)

Subdivision Park Trust Fund	50	25	75						75		100
TOTAL	50	25	75						75		100

ANNUAL OPERATING BUDGET IMPACT (000'S)

None

Major Changes in Project Cost:

2015-2019 CIP - increase of \$50,000 due to additional funding becoming available within the nexus of the facility.

Notes:

FY Initiated:	2013-2014	Appn. #:	7549
Initial Project Budget:	\$50,000	USGBC LEED:	N/A

Parks and Community Facilities Development - Park Trust Fund

2015-2019 Adopted Capital Improvement Program

Detail of Construction Projects

22. Hillview Park Minor Improvements

CSA:	Neighborhood Services	Initial Start Date:	3rd Qtr. 2008
CSA Outcome:	Safe and Clean Parks, Facilities and Attractions	Revised Start Date:	1st Qtr. 2011
Department:	Parks, Recreation and Neighborhood Services	Initial Completion Date:	2nd Qtr. 2009
Council District:	5	Revised Completion Date:	2nd Qtr. 2015
Location:	Ocala Avenue and Adrian Way		

Description: This project provides funding for minor improvements at Hillview Park, a 14.7 acre neighborhood park in Council District 5. Project elements may include repairs to the existing fence, renovations to the restroom building, landscape improvements, and renovations to the irrigation system.

Justification: This project provides funding for improvements at this neighborhood park, which will preserve infrastructure and improve usage opportunities.

EXPENDITURE SCHEDULE (000'S)

Cost Elements	Prior Years	2013-14 Appn.	2013-14 Estimate	2014-15	2015-16	2016-17	2017-18	2018-19	5-Year Total	Beyond 5-Year	Project Total
Construction	24	27		65					65		89
TOTAL	24	27		65					65		89

FUNDING SOURCE SCHEDULE (000'S)

Subdivision Park Trust Fund	24	27		65					65		89
TOTAL	24	27		65					65		89

ANNUAL OPERATING BUDGET IMPACT (000'S)

None

Major Changes in Project Cost:

2011-2015 CIP - increase of \$45,000 due to a change in the project scope to include the renovation of the irrigation system.

2015-2019 CIP - increase of \$38,000 due to additional funding becoming available within the nexus of the park.

Notes:

FY Initiated:	2008-2009	Appn. #:	6355
Initial Project Budget:	\$6,000	USGBC LEED:	N/A

Parks and Community Facilities Development - Park Trust Fund

2015-2019 Adopted Capital Improvement Program

Detail of Construction Projects

23. Kirk Community Center Restroom Improvements

CSA:	Neighborhood Services	Initial Start Date:	3rd Qtr. 2010
CSA Outcome:	Safe and Clean Parks, Facilities and Attractions	Revised Start Date:	3rd Qtr. 2014
Department:	Parks, Recreation and Neighborhood Services	Initial Completion Date:	2nd Qtr. 2011
Council District:	9	Revised Completion Date:	2nd Qtr. 2015
Location:	1601 Foxworthy Avenue		

Description: This project provides funding for improvements to the preschool restroom at the Kirk Community Center to ensure the facility is in compliance with the Americans with Disabilities Act (ADA).

Justification: This project provides funding to renovate the restroom at the community center, bringing it to current ADA standards.

EXPENDITURE SCHEDULE (000'S)

Cost Elements	Prior Years	2013-14 Appn.	2013-14 Estimate	2014-15	2015-16	2016-17	2017-18	2018-19	5-Year Total	Beyond 5-Year	Project Total
Construction		40		40					40		40
TOTAL		40		40					40		40

FUNDING SOURCE SCHEDULE (000'S)

Subdivision Park Trust Fund		40		40					40		40
TOTAL		40		40					40		40

ANNUAL OPERATING BUDGET IMPACT (000'S)

None

Major Changes in Project Cost:

None

Notes:

FY Initiated:	2010-2011	Appn. #:	7185
Initial Project Budget:	\$40,000	USGBC LEED:	N/A

Parks and Community Facilities Development - Park Trust Fund

2015-2019 Adopted Capital Improvement Program

Detail of Construction Projects

24. Lake Cunningham Bike Park

CSA:	Neighborhood Services	Initial Start Date:	3rd Qtr. 2012
CSA Outcome:	Safe and Clean Parks, Facilities and Attractions	Revised Start Date:	3rd Qtr. 2013
Department:	Parks, Recreation and Neighborhood Services	Initial Completion Date:	2nd Qtr. 2014
Council District:	City-wide	Revised Completion Date:	4th Qtr. 2016
Location:	2305 South White Road		

Description: This project provides funding for the design and construction of a bike park (Phase I) near the existing skate park at Lake Cunningham Park. Project features may include a pump track, pump park, flow trail, dirt jump area, trials area, freeride area, freeride drop zone, dual slalom course, single track, and walking paths. This allocation only provides funding for Phase I of the project. If additional phases are determined, increased funding would need to be identified.

Justification: Development of community bike parks has advanced rapidly in the past several years across North America. Lake Cunningham Park has the opportunity to become the premier community bike park in California. Already developed with a water park and a large skate park, and containing an eponymous lake, the regional park contains sufficient area and topographical relief to host a number of tracks and trails that can be built exclusively for mountain bicyclists.

EXPENDITURE SCHEDULE (000'S)

Cost Elements	Prior Years	2013-14 Appn.	2013-14 Estimate	2014-15	2015-16	2016-17	2017-18	2018-19	5-Year Total	Beyond 5-Year	Project Total
Construction				2,020					2,020		2,020
TOTAL				2,020					2,020		2,020

FUNDING SOURCE SCHEDULE (000'S)

Subdivision Park Trust Fund											
				2,020					2,020		2,020
TOTAL				2,020					2,020		2,020

ANNUAL OPERATING BUDGET IMPACT (000'S)

Cost Offset*
Maintenance*
Operating*

TOTAL

Major Changes in Project Cost:

None

Notes:

This project is funded by the Lake Cunningham Fund (\$1,180,000) and the Park Trust Fund (\$2,020,000).

* The operating and maintenance impacts associated with this project are displayed in the Lake Cunningham Fund.

FY Initiated:	2014-2015	Appn. #:	7739
Initial Project Budget:	\$2,020,000	USGBC LEED:	N/A

Parks and Community Facilities Development - Park Trust Fund

2015-2019 Adopted Capital Improvement Program

Detail of Construction Projects

25. Martial-Cottle Community Garden

CSA:	Neighborhood Services	Initial Start Date:	1st Qtr. 2014
CSA Outcome:	Safe and Clean Parks, Facilities and Attractions	Revised Start Date:	
Department:	Parks, Recreation and Neighborhood Services	Initial Completion Date:	2nd Qtr. 2015
Council District:	10	Revised Completion Date:	
Location:	Chynoweth Avenue and Studebaker Circle		

Description: This project provides funding for development of the Martial Cottle Community Garden. Project elements include construction of approximately 90 garden plots with irrigation, installation of a storage shed, construction of a green waste storage area, and installation of perimeter fencing with gates.

Justification: This project responds to the recreational needs of the community.

EXPENDITURE SCHEDULE (000'S)

Cost Elements	Prior Years	2013-14 Appn.	2013-14 Estimate	2014-15	2015-16	2016-17	2017-18	2018-19	5-Year Total	Beyond 5-Year	Project Total
Development		5	5								5
Design		57	57								57
Bid & Award		10		10					10		10
Construction		435		435					435		435
Post Construction		5		5					5		5
TOTAL		512	62	450					450		512

FUNDING SOURCE SCHEDULE (000'S)

Subdivision Park Trust Fund		512	62	450					450		512
TOTAL		512	62	450					450		512

ANNUAL OPERATING BUDGET IMPACT (000'S)

Cost Offset*
Maintenance*
Operating*

TOTAL

Major Changes in Project Cost:

None

Notes:

* The operating and maintenance impact associated with this facility is included in the 2014-2015 Adopted Operating Budget.

FY Initiated:	2013-2014	Appn. #:	7639
Initial Project Budget:	\$512,000	USGBC LEED:	N/A

Parks and Community Facilities Development - Park Trust Fund

2015-2019 Adopted Capital Improvement Program

Detail of Construction Projects

26. Martin Park Expansion

CSA:	Neighborhood Services	Initial Start Date:	1st Qtr. 2013
CSA Outcome:	Safe and Clean Parks, Facilities and Attractions	Revised Start Date:	
Department:	Parks, Recreation and Neighborhood Services	Initial Completion Date:	2nd Qtr. 2015
Council District:	3	Revised Completion Date:	
Location:	Melbourne Boulevard and Forestdale Avenue		

Description: This project provides funding to expand Martin Park, currently a 9.3 acre neighborhood park in Council District 3. Project elements include capping off the former landfill and providing additional recreational opportunities, including constructing a soccer field, picnic facility, and walkways.

Justification: The City Council adopted the Community Sports Field Study and the 2009 Greenprint, the strategic plan for parks, recreation facilities and trails, which calls for the addition of sports fields to be added to the City inventory.

EXPENDITURE SCHEDULE (000'S)											
Cost Elements	Prior Years	2013-14 Appn.	2013-14 Estimate	2014-15	2015-16	2016-17	2017-18	2018-19	5-Year Total	Beyond 5-Year	Project Total
Design	20	200	200								220
Bid & Award		50	50								50
Construction		2,768		2,768					2,768		2,768
TOTAL	20	3,018	250	2,768					2,768		3,038

FUNDING SOURCE SCHEDULE (000'S)											
Subdivision Park Trust Fund	20	3,018	250	2,768					2,768		3,038
TOTAL	20	3,018	250	2,768					2,768		3,038

ANNUAL OPERATING BUDGET IMPACT (000'S)											
Maintenance											
					23	47	48	49			
TOTAL					23	47	48	49			

Major Changes in Project Cost:

None

Notes:

FY Initiated:	2012-2013	Appn. #:	7497
Initial Project Budget:	\$3,038,000	USGBC LEED:	N/A

Parks and Community Facilities Development - Park Trust Fund

2015-2019 Adopted Capital Improvement Program

Detail of Construction Projects

27. Metcalf Park Perimeter Fencing

CSA:	Neighborhood Services	Initial Start Date:	3rd Qtr. 2010
CSA Outcome:	Safe and Clean Parks, Facilities and Attractions	Revised Start Date:	2nd Qtr. 2012
Department:	Parks, Recreation and Neighborhood Services	Initial Completion Date:	2nd Qtr. 2011
Council District:	2	Revised Completion Date:	2nd Qtr. 2015
Location:	Forsum Road and Forsum Court		

Description: This project provides funding for the installation of a fence and other landscape improvements at Metcalf Park, a 6.2 acre neighborhood park in Council District 2.

Justification: This project provides funding for the construction of a chain link fence, which should prevent wild pigs from entering and damaging the turf of the park.

EXPENDITURE SCHEDULE (000'S)

Cost Elements	Prior Years	2013-14 Appn.	2013-14 Estimate	2014-15	2015-16	2016-17	2017-18	2018-19	5-Year Total	Beyond 5-Year	Project Total
Construction	26	60		60					60		86
TOTAL	26	60		60					60		86

FUNDING SOURCE SCHEDULE (000'S)

Subdivision Park Trust Fund	26	60		60					60		86
TOTAL	26	60		60					60		86

ANNUAL OPERATING BUDGET IMPACT (000'S)

None

Major Changes in Project Cost:

None

Notes:

FY Initiated:	2010-2011	Appn. #:	7189
Initial Project Budget:	\$86,000	USGBC LEED:	N/A

Parks and Community Facilities Development - Park Trust Fund

2015-2019 Adopted Capital Improvement Program

Detail of Construction Projects

28. Metcalf Park Playground Replacement

CSA:	Neighborhood Services	Initial Start Date:	3rd Qtr. 2006
CSA Outcome:	Safe and Clean Parks, Facilities and Attractions	Revised Start Date:	3rd Qtr. 2013
Department:	Parks, Recreation and Neighborhood Services	Initial Completion Date:	2nd Qtr. 2007
Council District:	2	Revised Completion Date:	4th Qtr. 2015
Location:	Forsum Road and Forsum Court		

Description: This project provides funding for the replacement of playground equipment and related amenities at Metcalf Park, a 6.2 acre neighborhood park in Council District 2.

Justification: This project provides funding to bring the existing playground equipment at Metcalf Park to current safety and accessibility standards.

EXPENDITURE SCHEDULE (000'S)

Cost Elements	Prior Years	2013-14 Appn.	2013-14 Estimate	2014-15	2015-16	2016-17	2017-18	2018-19	5-Year Total	Beyond 5-Year	Project Total
Construction		108	78	30					30		108
TOTAL		108	78	30					30		108

FUNDING SOURCE SCHEDULE (000'S)

Subdivision Park Trust Fund		108	78	30					30		108
TOTAL		108	78	30					30		108

ANNUAL OPERATING BUDGET IMPACT (000'S)

None

Major Changes in Project Cost:

None

Notes:

FY Initiated:	2006-2007	Appn. #:	5138
Initial Project Budget:	\$99,000	USGBC LEED:	N/A

Parks and Community Facilities Development - Park Trust Fund

2015-2019 Adopted Capital Improvement Program

Detail of Construction Projects

29. Municipal Rose Garden Improvements

CSA:	Neighborhood Services	Initial Start Date:	3rd Qtr. 2014
CSA Outcome:	Safe and Clean Parks, Facilities and Attractions	Revised Start Date:	
Department:	Parks, Recreation and Neighborhood Services	Initial Completion Date:	2nd Qtr. 2015
Council District:	City-wide	Revised Completion Date:	
Location:	Naglee Avenue and Dana Avenue		

Description: This project provides funding for improvements at the Municipal Rose Garden. Project elements include installing concrete mow bands around the rose beds as well as other minor improvements.

Justification: This project funds improvements to the neighborhood park, which may reduce maintenance efforts.

EXPENDITURE SCHEDULE (000'S)

Cost Elements	Prior Years	2013-14 Appn.	2013-14 Estimate	2014-15	2015-16	2016-17	2017-18	2018-19	5-Year Total	Beyond 5-Year	Project Total
Construction				200					200		200
TOTAL				200					200		200

FUNDING SOURCE SCHEDULE (000'S)

Subdivision Park Trust Fund	200	200	200
TOTAL	200	200	200

ANNUAL OPERATING BUDGET IMPACT (000'S)

None

Major Changes in Project Cost:

None

Notes:

FY Initiated:	2014-2015	Appn. #:	7740
Initial Project Budget:	\$200,000	USGBC LEED:	N/A

Parks and Community Facilities Development - Park Trust Fund

2015-2019 Adopted Capital Improvement Program

Detail of Construction Projects

30. O'Donnell Gardens Park Minor Improvements

CSA:	Neighborhood Services	Initial Start Date:	3rd Qtr. 2014
CSA Outcome:	Safe and Clean Parks, Facilities and Attractions	Revised Start Date:	
Department:	Parks, Recreation and Neighborhood Services	Initial Completion Date:	2nd Qtr. 2015
Council District:	3	Revised Completion Date:	
Location:	East William Street and South 6th Street		

Description: This project provides funding for renovations at O'Donnell Gardens Park, a 0.50 acre neighborhood park in Council District 3. Project elements include installing security lighting and other minor improvements.

Justification: This project provides funding for renovations at O'Donnell Gardens Park, which will increase visibility of the park and address current security concerns.

EXPENDITURE SCHEDULE (000'S)

Cost Elements	Prior Years	2013-14 Appn.	2013-14 Estimate	2014-15	2015-16	2016-17	2017-18	2018-19	5-Year Total	Beyond 5-Year	Project Total
Construction				30					30		30
TOTAL				30					30		30

FUNDING SOURCE SCHEDULE (000'S)

Subdivision Park Trust Fund	30	30	30
TOTAL	30	30	30

ANNUAL OPERATING BUDGET IMPACT (000'S)

None

Major Changes in Project Cost:

None

Notes:

FY Initiated:	2014-2015	Appn. #:	7741
Initial Project Budget:	\$30,000	USGBC LEED:	N/A

Parks and Community Facilities Development - Park Trust Fund

2015-2019 Adopted Capital Improvement Program

Detail of Construction Projects

31. Penitencia Creek Park Playground Renovation

CSA:	Neighborhood Services	Initial Start Date:	2nd Qtr. 2010
CSA Outcome:	Safe and Clean Parks, Facilities and Attractions	Revised Start Date:	2nd Qtr. 2011
Department:	Parks, Recreation and Neighborhood Services	Initial Completion Date:	1st Qtr. 2012
Council District:	4	Revised Completion Date:	1st Qtr. 2016
Location:	Berryessa Road and Summerdale Drive		

Description: This project provides funding to renovate the youth lot and tot lot at Penitencia Creek Park, a 36.0 acre neighborhood park in Council District 4. Project elements include removal of existing equipment at the play areas, installation of rubber surfacing in the tot lot and swing areas, implementation of a discovery-based play area, installation of half rubber and half fibar in the youth area, and installation of new play equipment including swings.

Justification: This project replaces antiquated play equipment, which will improve usage opportunities and meet the recreational needs of the community.

EXPENDITURE SCHEDULE (000'S)

Cost Elements	Prior Years	2013-14 Appn.	2013-14 Estimate	2014-15	2015-16	2016-17	2017-18	2018-19	5-Year Total	Beyond 5-Year	Project Total
Design	69	174	87	87					87		243
Bid & Award		16		16					16		16
Construction		1,197		1,197					1,197		1,197
TOTAL	69	1,387	87	1,300					1,300		1,456

FUNDING SOURCE SCHEDULE (000'S)

Subdivision Park Trust Fund	69	1,387	87	1,300					1,300		1,456
TOTAL	69	1,387	87	1,300					1,300		1,456

ANNUAL OPERATING BUDGET IMPACT (000'S)

None

Major Changes in Project Cost:

2014-2018 CIP - increase of \$420,000 to support a pilot program that implements a discovery-based play area.

Notes:

FY Initiated:	2009-2010	Appn. #:	7151
Initial Project Budget:	\$1,036,000	USGBC LEED:	N/A

Parks and Community Facilities Development - Park Trust Fund

2015-2019 Adopted Capital Improvement Program

Detail of Construction Projects

32. RAMAC Park Landscape Improvements

CSA:	Neighborhood Services	Initial Start Date:	3rd Qtr. 2013
CSA Outcome:	Safe and Clean Parks, Facilities and Attractions	Revised Start Date:	
Department:	Parks, Recreation and Neighborhood Services	Initial Completion Date:	2nd Qtr. 2014
Council District:	2	Revised Completion Date:	2nd Qtr. 2015
Location:	Lexington Avenue and Charlotte Drive		

Description: This project provides funding for landscaping improvements at RAMAC Park, a 10.64 acre neighborhood park in Council District 2. Project elements may include replacing the plastic edging along the paver pathway in the park with a concrete mowband, installing additional fencing along the perimeter of the park, renovating the irrigation system, and making repairs to the paver pathway.

Justification: This project funds improvements to the neighborhood park, which may reduce maintenance efforts and increase usage opportunities.

EXPENDITURE SCHEDULE (000'S)

Cost Elements	Prior Years	2013-14 Appn.	2013-14 Estimate	2014-15	2015-16	2016-17	2017-18	2018-19	5-Year Total	Beyond 5-Year	Project Total
Construction		131	81	50					50		131
TOTAL		131	81	50					50		131

FUNDING SOURCE SCHEDULE (000'S)

Subdivision Park Trust Fund	131	81	50						50		131
TOTAL	131	81	50						50		131

ANNUAL OPERATING BUDGET IMPACT (000'S)

None

Major Changes in Project Cost:

None

Notes:

Additional funding of \$50,000 is provided in the Council District 2 Construction and Conveyance Tax Fund (Fund 378) for this project.

FY Initiated:	2013-2014	Appn. #:	7551
Initial Project Budget:	\$131,000	USGBC LEED:	N/A

Parks and Community Facilities Development - Park Trust Fund

2015-2019 Adopted Capital Improvement Program

Detail of Construction Projects

33. Roosevelt Park and Community Center Improvements

CSA:	Neighborhood Services	Initial Start Date:	3rd Qtr. 2011
CSA Outcome:	Vibrant Cultural, Learning and Leisure Opportunities	Revised Start Date:	3rd Qtr. 2012
Department:	Parks, Recreation and Neighborhood Services	Initial Completion Date:	2nd Qtr. 2012
Council District:	3	Revised Completion Date:	2nd Qtr. 2015
Location:	901 East Santa Clara Street		

Description: This project provides funding for minor improvements at Roosevelt Park and Community Center. Project elements may include repairing the manual partition in the community room, replacing the existing flooring, resurfacing the basketball courts, and other minor improvements.

Justification: This project provides funding for renovations at the park and community center, which may improve revenue generation opportunities and reduce the infrastructure backlog.

EXPENDITURE SCHEDULE (000'S)

Cost Elements	Prior Years	2013-14 Appn.	2013-14 Estimate	2014-15	2015-16	2016-17	2017-18	2018-19	5-Year Total	Beyond 5-Year	Project Total
Construction	44	168	68	100					100		212
TOTAL	44	168	68	100					100		212

FUNDING SOURCE SCHEDULE (000'S)

Subdivision Park Trust Fund	44	168	68	100					100		212
TOTAL	44	168	68	100					100		212

ANNUAL OPERATING BUDGET IMPACT (000'S)

None

Major Changes in Project Cost:

2013-2017 CIP - increase of \$77,000 due to additional funding becoming available within the nexus of the facility.

Notes:

FY Initiated:	2011-2012	Appn. #:	7300
Initial Project Budget:	\$135,000	USGBC LEED:	N/A

Parks and Community Facilities Development - Park Trust Fund

2015-2019 Adopted Capital Improvement Program

Detail of Construction Projects

34. San Tomas Park Minor Improvements

CSA:	Neighborhood Services	Initial Start Date:	3rd Qtr. 2008
CSA Outcome:	Safe and Clean Parks, Facilities and Attractions	Revised Start Date:	
Department:	Parks, Recreation and Neighborhood Services	Initial Completion Date:	2nd Qtr. 2009
Council District:	1	Revised Completion Date:	2nd Qtr. 2015
Location:	Valerie Drive and Fenian Drive		

Description: This project provides funding for minor improvements at San Tomas Park. Project elements may include replacement of the potable water line that connects to the restroom building, irrigation booster pump repair, electrical upgrades, repair of the fence at the baseball fields, installation of park benches and picnic tables, and landscape improvements.

Justification: This project provides funding for improvements at this neighborhood park, which will preserve infrastructure and improve usage opportunities.

EXPENDITURE SCHEDULE (000'S)

Cost Elements	Prior Years	2013-14 Appn.	2013-14 Estimate	2014-15	2015-16	2016-17	2017-18	2018-19	5-Year Total	Beyond 5-Year	Project Total
Construction	10	13		13					13		23
TOTAL	10	13		13					13		23

FUNDING SOURCE SCHEDULE (000'S)

Subdivision Park Trust Fund	10	13		13					13		23
TOTAL	10	13		13					13		23

ANNUAL OPERATING BUDGET IMPACT (000'S)

None

Major Changes in Project Cost:

None

Notes:

FY Initiated:	2008-2009	Appn. #:	6385
Initial Project Budget:	\$23,000	USGBC LEED:	N/A

Parks and Community Facilities Development - Park Trust Fund

2015-2019 Adopted Capital Improvement Program

Detail of Construction Projects

35. Saratoga Creek Dog Park Turf Replacement

CSA:	Neighborhood Services	Initial Start Date:	3rd Qtr. 2012
CSA Outcome:	Safe and Clean Parks, Facilities and Attractions	Revised Start Date:	3rd Qtr. 2014
Department:	Parks, Recreation and Neighborhood Services	Initial Completion Date:	2nd Qtr. 2013
Council District:	1	Revised Completion Date:	2nd Qtr. 2015
Location:	Hoyet Drive and Cordelia Avenue		

Description: This project provides funding to replace the existing artificial turf at Saratoga Creek Dog Park, a 14,000 square foot dog park in Council District 1.

Justification: This project is needed to replace the old and worn artificial turf at the dog park.

EXPENDITURE SCHEDULE (000'S)

Cost Elements	Prior Years	2013-14 Appn.	2013-14 Estimate	2014-15	2015-16	2016-17	2017-18	2018-19	5-Year Total	Beyond 5-Year	Project Total
Construction		241		241					241		241
TOTAL		241		241					241		241

FUNDING SOURCE SCHEDULE (000'S)

Subdivision Park Trust Fund		241		241					241		241
TOTAL		241		241					241		241

ANNUAL OPERATING BUDGET IMPACT (000'S)

None

Major Changes in Project Cost:

None

Notes:

FY Initiated:	2012-2013	Appn. #:	7413
Initial Project Budget:	\$241,000	USGBC LEED:	N/A

Parks and Community Facilities Development - Park Trust Fund

2015-2019 Adopted Capital Improvement Program

Detail of Construction Projects

36. Solari Park Sports Field Conversion

CSA:	Neighborhood Services	Initial Start Date:	3rd Qtr. 2010
CSA Outcome:	Vibrant Cultural, Learning and Leisure Opportunities	Revised Start Date:	2nd Qtr. 2014
Department:	Parks, Recreation and Neighborhood Services	Initial Completion Date:	4th Qtr. 2011
Council District:	7	Revised Completion Date:	4th Qtr. 2015
Location:	Cas Drive and Los Arboles Street		

Description: This project provides partial funding to upgrade the ball fields at Solari Park, a 8.3 acre neighborhood park in Council District 7. Project elements may include renovating the turf, replacing site furnishings, and other minor improvements.

Justification: This project is a high priority for the community and is consistent with the City's Community Sports Field Study adopted by the City Council in November 2008.

EXPENDITURE SCHEDULE (000'S)

Cost Elements	Prior Years	2013-14 Appn.	2013-14 Estimate	2014-15	2015-16	2016-17	2017-18	2018-19	5-Year Total	Beyond 5-Year	Project Total
Design	108	5	5								113
Bid & Award		10		10					10		10
Construction		430		430					430		430
TOTAL	108	445	5	440					440		553

FUNDING SOURCE SCHEDULE (000'S)

Subdivision Park Trust Fund	108	445	5	440					440		553
TOTAL	108	445	5	440					440		553

ANNUAL OPERATING BUDGET IMPACT (000'S)

None

Major Changes in Project Cost:

2013-2017 CIP - increase of \$562,000 due to additional funding becoming available within the nexus of the facility.
 2014-2018 CIP - decrease of \$2.1 million due to funding being redistributed to other high priority projects within the nexus.
 The original scope for this project included replacing the field with artificial turf and adding a soccer overlay. However, due to a decrease in the project budget, the new scope includes renovation of the existing turf.

Notes:

FY Initiated:	2010-2011	Appn. #:	7202
Initial Project Budget:	\$2,150,000	USGBC LEED:	N/A

Parks and Community Facilities Development - Park Trust Fund

2015-2019 Adopted Capital Improvement Program

Detail of Construction Projects

37. St. James Park Improvements

CSA:	Neighborhood Services	Initial Start Date:	3rd Qtr. 2014
CSA Outcome:	Safe and Clean Parks, Facilities and Attractions	Revised Start Date:	
Department:	Parks, Recreation and Neighborhood Services	Initial Completion Date:	2nd Qtr. 2015
Council District:	3	Revised Completion Date:	
Location:	St James Street and North Second Street		

Description: This project provides funding to implement recommendations made by the Saint James Park Task Force. Project elements include upgrading the existing lighting, installing new signage, and constructing other minor improvements.

Justification: This project supports the ongoing effort to accommodate events at St. James Park, as well as promote more activity in the park to respond to vagrancy.

EXPENDITURE SCHEDULE (000'S)

Cost Elements	Prior Years	2013-14 Appn.	2013-14 Estimate	2014-15	2015-16	2016-17	2017-18	2018-19	5-Year Total	Beyond 5-Year	Project Total
Construction				50					50		50
TOTAL				50					50		50

FUNDING SOURCE SCHEDULE (000'S)

Subdivision Park Trust Fund									50		50
TOTAL									50		50

ANNUAL OPERATING BUDGET IMPACT (000'S)

None

Major Changes in Project Cost:

None

Notes:

FY Initiated:	2014-2015	Appn. #:	7742
Initial Project Budget:	\$50,000	USGBC LEED:	N/A

Parks and Community Facilities Development - Park Trust Fund

2015-2019 Adopted Capital Improvement Program

Detail of Construction Projects

38. Townsend Park Minor Improvements

CSA:	Neighborhood Services	Initial Start Date:	3rd Qtr. 2010
CSA Outcome:	Safe and Clean Parks, Facilities and Attractions	Revised Start Date:	3rd Qtr. 2012
Department:	Parks, Recreation and Neighborhood Services	Initial Completion Date:	2nd Qtr. 2011
Council District:	4	Revised Completion Date:	2nd Qtr. 2015
Location:	Townsend Avenue and Townsend Circle		

Description: This project provides funding for minor improvements at Townsend Park, a 8.0 acre neighborhood park in Council District 4. Project elements include repair and replacement of the decomposed granite path and the installation of new par course stations.

Justification: This project provides funding for minor improvements at the park, which will improve the safety of park users, reduce the infrastructure backlog, and improve usage opportunities.

EXPENDITURE SCHEDULE (000'S)

Cost Elements	Prior Years	2013-14 Appn.	2013-14 Estimate	2014-15	2015-16	2016-17	2017-18	2018-19	5-Year Total	Beyond 5-Year	Project Total
Construction	28	107		107					107		135
TOTAL	28	107		107					107		135

FUNDING SOURCE SCHEDULE (000'S)

Subdivision Park Trust Fund	28	107		107					107		135
TOTAL	28	107		107					107		135

ANNUAL OPERATING BUDGET IMPACT (000'S)

None

Major Changes in Project Cost:

2012-2016 CIP - increase of \$85,000 due to revisions to the project scope and construction cost elements.

Notes:

FY Initiated:	2010-2011	Appn. #:	7207
Initial Project Budget:	\$50,000	USGBC LEED:	N/A

Parks and Community Facilities Development - Park Trust Fund

2015-2019 Adopted Capital Improvement Program

Detail of Construction Projects

39. Vinci Park Minor Improvements

CSA:	Neighborhood Services	Initial Start Date:	3rd Qtr. 2008
CSA Outcome:	Safe and Clean Parks, Facilities and Attractions	Revised Start Date:	3rd Qtr. 2012
Department:	Parks, Recreation and Neighborhood Services	Initial Completion Date:	2nd Qtr. 2009
Council District:	4	Revised Completion Date:	2nd Qtr. 2015
Location:	Hikido Drive		

Description: This project provides funding for minor improvements at Vinci Park, a 3.0 acre neighborhood park in Council District 4. Project elements may include landscape improvements, repairs to the existing fence, installation of park benches and picnic tables, and concrete repairs.

Justification: This project provides funding for improvements at this neighborhood park, which will preserve infrastructure and improve usage opportunities.

EXPENDITURE SCHEDULE (000'S)

Cost Elements	Prior Years	2013-14 Appn.	2013-14 Estimate	2014-15	2015-16	2016-17	2017-18	2018-19	5-Year Total	Beyond 5-Year	Project Total
Construction	1	20	8	12					12		21
TOTAL	1	20	8	12					12		21

FUNDING SOURCE SCHEDULE (000'S)

Subdivision Park Trust Fund	1	20	8	12					12		21
TOTAL	1	20	8	12					12		21

ANNUAL OPERATING BUDGET IMPACT (000'S)

None

Major Changes in Project Cost:

2013-2017 CIP - increase of \$11,000 due to additional funding becoming available within the nexus of the facility.

Notes:

FY Initiated:	2008-2009	Appn. #:	6399
Initial Project Budget:	\$14,000	USGBC LEED:	N/A

Parks and Community Facilities Development - Park Trust Fund

2015-2019 Adopted Capital Improvement Program

Detail of Construction Projects

40. Watson Park Improvements

CSA:	Neighborhood Services	Initial Start Date:	4th Qtr. 2014
CSA Outcome:	Safe and Clean Parks, Facilities and Attractions	Revised Start Date:	
Department:	Parks, Recreation and Neighborhood Services	Initial Completion Date:	2nd Qtr. 2016
Council District:	3	Revised Completion Date:	
Location:	East Jackson Street and 22nd Street		

Description: This project provides funding to implement master planned improvements at Watson Park, a 26.6 acre neighborhood park in Council District 3. Project elements may include construction of a group picnic area and volleyball courts, installation of fencing along the Coyote Creek riparian edge, planting of additional trees throughout the park, installation of additional shade structures throughout the park and at the existing play area, and minor renovations to the dog park area.

Justification: This project renovates the neighborhood park which will improve usage opportunities and meet the recreational needs of the community.

EXPENDITURE SCHEDULE (000'S)

Cost Elements	Prior Years	2013-14 Appn.	2013-14 Estimate	2014-15	2015-16	2016-17	2017-18	2018-19	5-Year Total	Beyond 5-Year	Project Total
Development			30						30		30
Design			150						150		150
Bid & Award			15						15		15
Construction			705						705		705
TOTAL				900					900		900

FUNDING SOURCE SCHEDULE (000'S)

Subdivision Park Trust Fund											
			900						900		900
TOTAL				900					900		900

ANNUAL OPERATING BUDGET IMPACT (000'S)

None

Major Changes in Project Cost:

None

Notes:

Additional funding of \$400,000 is provided in the Council District 3 Construction and Conveyance Tax Fund (Fund 380) for this project.

FY Initiated:	2014-2015	Appn. #:	7709
Initial Project Budget:	\$900,000	USGBC LEED:	N/A

Parks and Community Facilities Development - Park Trust Fund

2015-2019 Adopted Capital Improvement Program

Detail of Construction Projects

41. Wilcox Park Minor Improvements

CSA:	Neighborhood Services	Initial Start Date:	3rd Qtr. 2008
CSA Outcome:	Safe and Clean Parks, Facilities and Attractions	Revised Start Date:	3rd Qtr. 2011
Department:	Parks, Recreation and Neighborhood Services	Initial Completion Date:	2nd Qtr. 2009
Council District:	6	Revised Completion Date:	2nd Qtr. 2015
Location:	Winona Drive and Wilcox Way		

Description: This project provides funding for minor improvements at Wilcox Park, a 2.0 acre neighborhood park in Council District 6. Project elements may include repairs to the existing fence, landscape improvements, and installation of park benches and picnic tables.

Justification: This project provides funding for improvements at this neighborhood park, which will preserve infrastructure and improve usage opportunities.

EXPENDITURE SCHEDULE (000'S)

Cost Elements	Prior Years	2013-14 Appn.	2013-14 Estimate	2014-15	2015-16	2016-17	2017-18	2018-19	5-Year Total	Beyond 5-Year	Project Total
Construction	8	17		17					17		25
TOTAL	8	17		17					17		25

FUNDING SOURCE SCHEDULE (000'S)

Subdivision Park Trust Fund	8	17		17					17		25
TOTAL	8	17		17					17		25

ANNUAL OPERATING BUDGET IMPACT (000'S)

None

Major Changes in Project Cost:

2013-2017 CIP - increase of \$10,000 due to additional funding becoming available within the nexus of this park.

Notes:

FY Initiated:	2008-2009	Appn. #:	6408
Initial Project Budget:	\$15,000	USGBC LEED:	N/A

Parks and Community Facilities Development - Park Trust Fund

2015-2019 Adopted Capital Improvement Program

Detail of Construction Projects

42. Willow Glen Community Center Improvements

CSA:	Neighborhood Services	Initial Start Date:	3rd Qtr. 2013
CSA Outcome:	Safe and Clean Parks, Facilities and Attractions	Revised Start Date:	
Department:	Parks, Recreation and Neighborhood Services	Initial Completion Date:	2nd Qtr. 2014
Council District:	6	Revised Completion Date:	2nd Qtr. 2015
Location:	2175 Lincoln Avenue		

Description: This project provides partial funding for improvements at Willow Glen Community Center. Project elements may include repairing and replacing the air conditioning and heating controls as well as installing double pane windows in the main building of the community center.

Justification: This project is necessary in order to enhance community center patrons' comfort level regarding indoor temperature and to reduce energy costs.

EXPENDITURE SCHEDULE (000'S)

Cost Elements	Prior Years	2013-14 Appn.	2013-14 Estimate	2014-15	2015-16	2016-17	2017-18	2018-19	5-Year Total	Beyond 5-Year	Project Total
Development		45	45								45
Design		90	25	65					65		90
Bid & Award		30		30					30		30
Construction		205		205					205		205
TOTAL		370	70	300					300		370

FUNDING SOURCE SCHEDULE (000'S)

Subdivision Park Trust Fund		370	70	300					300		370
TOTAL		370	70	300					300		370

ANNUAL OPERATING BUDGET IMPACT (000'S)

None

Major Changes in Project Cost:

None

Notes:

Additional funding of \$450,000 is provided in the Council District 6 Construction and Conveyance Tax Fund (Fund 384) for this project.

FY Initiated:	2013-2014	Appn. #:	7558
Initial Project Budget:	\$370,000	USGBC LEED:	N/A

Parks and Community Facilities Development - Park Trust Fund

2015-2019 Adopted Capital Improvement Program

Detail of Construction Projects

43. Willow Glen Community Center Marquee

CSA:	Neighborhood Services	Initial Start Date:	3rd Qtr. 2014
CSA Outcome:	Safe and Clean Parks, Facilities and Attractions	Revised Start Date:	
Department:	Parks, Recreation and Neighborhood Services	Initial Completion Date:	2nd Qtr. 2015
Council District:	6	Revised Completion Date:	
Location:	2175 Lincoln Avenue		

Description: This project provides funding to install a free standing electronic marquee sign at Willow Glen Community Center. The new marquee will inform the public of various programs and events at the community center.

Justification: Installation of a marquee sign will increase publicity of events offered, which may increase revenue generation.

EXPENDITURE SCHEDULE (000'S)

Cost Elements	Prior Years	2013-14 Appn.	2013-14 Estimate	2014-15	2015-16	2016-17	2017-18	2018-19	5-Year Total	Beyond 5-Year	Project Total
Construction				30					30		30
TOTAL				30					30		30

FUNDING SOURCE SCHEDULE (000'S)

Subdivision Park Trust Fund									30		30
TOTAL									30		30

ANNUAL OPERATING BUDGET IMPACT (000'S)

None

Major Changes in Project Cost:

None

Notes:

FY Initiated:	2014-2015	Appn. #:	7717
Initial Project Budget:	\$30,000	USGBC LEED:	N/A

Parks and Community Facilities Development - Park Trust Fund

2015-2019 Adopted Capital Improvement Program

Detail of Construction Projects

44. TRAIL: Coyote Creek (Highway 237 Bikeway to Tasman Drive)

CSA:	Neighborhood Services	Initial Start Date:	4th Qtr. 2011
CSA Outcome:	Vibrant Cultural, Learning and Leisure Opportunities	Revised Start Date:	3rd Qtr. 2012
Department:	Parks, Recreation and Neighborhood Services	Initial Completion Date:	2nd Qtr. 2014
Council District:	4	Revised Completion Date:	3rd Qtr. 2015
Location:	Coyote Creek; between Highway 237 and Tasman Drive		

Description: This project provides funding for the design and construction of a 1.1 mile trail along Coyote Creek from the Highway 237 Bikeway to Tasman Drive. Project elements include construction of a 1.1 mile paved trail, installation of gateway signage, and installation of mileage markers.

Justification: Development of trails is consistent with the City Council adopted Greenprint, General Plan, and Green Vision.

EXPENDITURE SCHEDULE (000'S)

Cost Elements	Prior Years	2013-14 Appn.	2013-14 Estimate	2014-15	2015-16	2016-17	2017-18	2018-19	5-Year Total	Beyond 5-Year	Project Total
Design	63	30	20	10					10		93
Bid & Award		10		10					10		10
Construction		690		690					690		690
TOTAL	63	730	20	710					710		793

FUNDING SOURCE SCHEDULE (000'S)

Subdivision Park Trust Fund	63	730	20	710					710		793
TOTAL	63	730	20	710					710		793

ANNUAL OPERATING BUDGET IMPACT (000'S)

Maintenance*
Operating*

TOTAL

Major Changes in Project Cost:

None

Notes:

Additional funding of \$500,000 for the Coyote Creek Trail is provided in the Construction Excise Tax Fund (Fund 465) and is displayed in the Traffic Capital Program. The Parks, Recreation and Neighborhood Services Department was awarded a grant totaling \$350,000 from Caltrans under the Environmental Enhancement and Mitigation Program (EEMP). Once this funding is received, the Park Trust Fund will be reimbursed accordingly. An application was submitted for an additional grant totaling \$1,000,000 from the Metropolitan Transportation Commission (MTC) under the Community Design and Transportation program. The MTC grant was not approved, however, with \$500,000 from the Traffic Capital Program and a new lower cost estimate for the project, accepting the EEMP grant ensures sufficient funding is available for the project (based on current project cost estimates).

* The operating and maintenance impact associated with this project is already captured in the Base Budget for the Parks, Recreation and Neighborhood Services Department.

FY Initiated:	2011-2012	Appn. #:	7301
Initial Project Budget:	\$800,000	USGBC LEED:	N/A

Parks and Community Facilities Development - Park Trust Fund

2015-2019 Adopted Capital Improvement Program

Detail of Construction Projects

45. TRAIL: Coyote Creek (Story Road to Selma Olinder Park)

CSA:	Neighborhood Services	Initial Start Date:	3rd Qtr. 2013
CSA Outcome:	Safe and Clean Parks, Facilities and Attractions	Revised Start Date:	
Department:	Parks, Recreation and Neighborhood Services	Initial Completion Date:	2nd Qtr. 2016
Council District:	7	Revised Completion Date:	
Location:	Along east bank of Coyote Creek		

Description: This project provides partial funding for the design and construction of a 0.70 mile paved trail along the east bank of Coyote Creek. Project elements include design and construction of the trail, including centerline striping, signage, and decorative gateways. The completed trail reach will link to the existing Coyote Creek Trail within Selma Olinder Park and support future interconnectivity with the future Five Wounds Trail and the planned Coyote Creek Trail south of Story Road.

Justification: Development of trails is consistent with the City Council adopted Greenprint, General Plan, and Green Vision.

EXPENDITURE SCHEDULE (000'S)

Cost Elements	Prior Years	2013-14 Appn.	2013-14 Estimate	2014-15	2015-16	2016-17	2017-18	2018-19	5-Year Total	Beyond 5-Year	Project Total
Design		350	300	50					50		350
Bid & Award		15		15					15		15
Construction		1,635		1,635					1,635		1,635
TOTAL		2,000	300	1,700					1,700		2,000

FUNDING SOURCE SCHEDULE (000'S)

Subdivision Park Trust Fund		2,000	300	1,700					1,700		2,000
TOTAL		2,000	300	1,700					1,700		2,000

ANNUAL OPERATING BUDGET IMPACT (000'S)

Maintenance*
Operating*

TOTAL

Major Changes in Project Cost:

None

Notes:

Additional funding of \$500,000 is provided in Council District 7 Construction and Conveyance Tax Fund (Fund 385) for this project. This project is partially funded by federal SAFETEA-LU funds on a reimbursement basis. Once grant funding is received the Council District 7 Construction and Conveyance Tax Fund and the Park Trust Fund will be reimbursed accordingly.

* The operating and maintenance impacts associated with this project are displayed in the Council District 7 Construction and Conveyance Tax Fund.

FY Initiated:	2013-2014	Appn. #:	7554
Initial Project Budget:	\$2,000,000	USGBC LEED:	N/A

Parks and Community Facilities Development - Park Trust Fund

2015-2019 Adopted Capital Improvement Program

Detail of Construction Projects

46. TRAIL: Penitencia Creek Reach 1B (Noble Avenue to Dorel Drive)

CSA:	Neighborhood Services	Initial Start Date:	2nd Qtr. 2012
CSA Outcome:	Safe and Clean Parks, Facilities and Attractions	Revised Start Date:	
Department:	Parks, Recreation and Neighborhood Services	Initial Completion Date:	2nd Qtr. 2014
Council District:	4	Revised Completion Date:	2nd Qtr. 2015
Location:	Penitencia Creek; between Noble Avenue and Dorel Drive		

Description: This project provides partial funding for the design and construction of a 0.35 mile paved trail along Penitencia Creek. When completed, this trail will extend from Noble Avenue to Dorel Drive, leading towards Alum Rock Park. Project elements include construction of a 0.35 mile trail, signage, striping, and a gateway. Several sections of trail will be developed as "boardwalk" to minimize damage to endangered California sycamore trees.

Justification: Development of trails is consistent with the City Council adopted Greenprint, General Plan, and Green Vision.

EXPENDITURE SCHEDULE (000'S)											
Cost Elements	Prior Years	2013-14 Appn.	2013-14 Estimate	2014-15	2015-16	2016-17	2017-18	2018-19	5-Year Total	Beyond 5-Year	Project Total
Design	248	292	292								540
Bid & Award		28	28								28
Construction		1,380	380	1,000					1,000		1,380
TOTAL	248	1,700	700	1,000					1,000		1,948

FUNDING SOURCE SCHEDULE (000'S)											
Subdivision Park Trust Fund	Prior Years	2013-14 Appn.	2013-14 Estimate	2014-15	2015-16	2016-17	2017-18	2018-19	5-Year Total	Beyond 5-Year	Project Total
Subdivision Park Trust Fund	248	1,700	700	1,000					1,000		1,948
TOTAL	248	1,700	700	1,000					1,000		1,948

ANNUAL OPERATING BUDGET IMPACT (000'S)											
Maintenance*	Prior Years	2013-14 Appn.	2013-14 Estimate	2014-15	2015-16	2016-17	2017-18	2018-19	5-Year Total	Beyond 5-Year	Project Total
Operating*											
TOTAL											

Major Changes in Project Cost:

2014-2018 CIP - increase of \$730,000 due to revised design features to protect the native California sycamore trees found in the creek waterway, and significant utility relocation work. The trail design now includes elevated boardwalks to span the trees' root balls.

Notes:

Additional funding of \$485,000 is provided in the Council District 4 Construction and Conveyance Tax Fund (Fund 381) for this project. A grant totaling \$300,000 has been awarded from the Santa Clara Valley Water District for this project. Once this funding is received, the Council District 4 Construction and Conveyance Tax Fund will be reimbursed accordingly.

* The operating and maintenance impacts associated with this project are displayed in the Council District 4 Construction and Conveyance Tax Fund.

FY Initiated:	2011-2012	Appn. #:	7305
Initial Project Budget:	\$1,200,000	USGBC LEED:	N/A

Parks and Community Facilities Development - Park Trust Fund

2015-2019 Adopted Capital Improvement Program

Detail of Construction Projects

47. TRAIL: Three Creeks Interim Improvements and Pedestrian Bridge

CSA:	Neighborhood Services	Initial Start Date:	3rd Qtr. 2011
CSA Outcome:	Vibrant Cultural, Learning and Leisure Opportunities	Revised Start Date:	1st Qtr. 2012
Department:	Parks, Recreation and Neighborhood Services	Initial Completion Date:	4th Qtr. 2012
Council District:	6	Revised Completion Date:	2nd Qtr. 2015
Location:	Three Creeks Trail; Coe Avenue to Minnesota Avenue		

Description: This project provides partial funding for improvements along the Three Creeks Trail. Project elements include the installation of signage, replacement of the former bridge with a free-span pedestrian bridge, and installation of fencing. These improvements will allow pedestrian and bicyclists to safely access the open space.

Justification: Development of trails is consistent with the City Council adopted Greenprint, General Plan, and Green Vision.

EXPENDITURE SCHEDULE (000'S)											
Cost Elements	Prior Years	2013-14 Appn.	2013-14 Estimate	2014-15	2015-16	2016-17	2017-18	2018-19	5-Year Total	Beyond 5-Year	Project Total
Design	281	509	509								790
Bid & Award		19		19					19		19
Construction		1,411		1,411					1,411		1,411
TOTAL	281	1,939	509	1,430					1,430		2,220

FUNDING SOURCE SCHEDULE (000'S)											
Subdivision Park Trust Fund	281	1,939	509	1,430					1,430		2,220
TOTAL	281	1,939	509	1,430					1,430		2,220

ANNUAL OPERATING BUDGET IMPACT (000'S)											
Maintenance*											
TOTAL											

Major Changes in Project Cost:

None

Notes:

This project is funded from the Council District 6 Construction and Conveyance Tax Fund (Fund 384 - \$215,000), Parks City-Wide Construction and Conveyance Tax Fund (Fund 391 - \$188,000), and the Park Trust Fund (Fund 375 - \$2.2 million). Grant funding has been awarded from the Santa Clara Valley Water District (\$450,000) and the State of California under the Proposition 40 grant program (\$1.8 million) for this project. Once the grant funding has been received, the Council District 6 Construction and Conveyance Tax Fund, the Parks City-Wide Construction and Conveyance Tax Fund, and the Park Trust Fund will be reimbursed accordingly.

* The maintenance impacts associated with this project are displayed in the Council District 6 Construction and Conveyance Tax Fund.

FY Initiated:	2011-2012	Appn. #:	7307
Initial Project Budget:	\$650,000	USGBC LEED:	N/A

Parks and Community Facilities Development - Park Trust Fund

2015-2019 Adopted Capital Improvement Program

Detail of Non-Construction Projects

48. Agnews Property Preliminary Studies

CSA: Neighborhood Services
CSA Outcome: Safe and Clean Parks, Facilities and Attractions
Department: Parks, Recreation and Neighborhood Services
Description: This allocation provides funding for activities related to the acquisition of the Agnews Property, including the environmental liability insurance policy, environmental studies, and the compilation of the joint Request for Proposals submittal on behalf of the City and the Santa Clara Unified School District.

EXPENDITURE SCHEDULE (000'S)											
Cost Elements	Prior Years	2013-14 Appn.	2013-14 Estimate	2014-15	2015-16	2016-17	2017-18	2018-19	5-Year Total	Beyond 5-Year	Project Total
Master Plan/Study		150	125	25					25		150
TOTAL		150	125	25					25		150

FUNDING SOURCE SCHEDULE (000'S)											
Subdivision Park Trust Fund	Prior Years	2013-14 Appn.	2013-14 Estimate	2014-15	2015-16	2016-17	2017-18	2018-19	5-Year Total	Beyond 5-Year	Project Total
Subdivision Park Trust Fund		150	125	25					25		150
TOTAL		150	125	25					25		150

Appn. #: 7642

49. Calabazas Community Center Feasibility Study

CSA: Neighborhood Services
CSA Outcome: Safe and Clean Parks, Facilities and Attractions
Department: Parks, Recreation and Neighborhood Services
Description: This allocation provides funding to develop a feasibility study on replacing the existing Calabazas Community Center over the next ten years. As part of this study, a financing strategy will be developed.

EXPENDITURE SCHEDULE (000'S)											
Cost Elements	Prior Years	2013-14 Appn.	2013-14 Estimate	2014-15	2015-16	2016-17	2017-18	2018-19	5-Year Total	Beyond 5-Year	Project Total
Master Plan/Study				50					50		50
TOTAL				50					50		50

FUNDING SOURCE SCHEDULE (000'S)											
Subdivision Park Trust Fund	Prior Years	2013-14 Appn.	2013-14 Estimate	2014-15	2015-16	2016-17	2017-18	2018-19	5-Year Total	Beyond 5-Year	Project Total
Subdivision Park Trust Fund				50					50		50
TOTAL				50					50		50

Appn. #: 7745

Parks and Community Facilities Development - Park Trust Fund

2015-2019 Adopted Capital Improvement Program

Detail of Non-Construction Projects

50. Camden Community Center Gymnasium Upgrade Study

CSA: Neighborhood Services
CSA Outcome: Safe and Clean Parks, Facilities and Attractions
Department: Parks, Recreation and Neighborhood Services
Description: This allocation provides funding to develop a feasibility study on the expansion of the Camden Community Center Gymnasium, including addressing infrastructure upgrades for the building.

EXPENDITURE SCHEDULE (000'S)											
Cost Elements	Prior Years	2013-14 Appn.	2013-14 Estimate	2014-15	2015-16	2016-17	2017-18	2018-19	5-Year Total	Beyond 5-Year	Project Total
Master Plan/Study				50					50		50
TOTAL				50					50		50
FUNDING SOURCE SCHEDULE (000'S)											
Subdivision Park Trust Fund				50					50		50
TOTAL				50					50		50
Appn. #:	7746										

51. Del Monte Park Land Acquisition

CSA: Neighborhood Services
CSA Outcome: Safe and Clean Parks, Facilities and Attractions
Department: Parks, Recreation and Neighborhood Services
Description: This allocation provides funding for acquisition of land in the West Home Street area for the future construction and expansion of Del Monte Park.

EXPENDITURE SCHEDULE (000'S)											
Cost Elements	Prior Years	2013-14 Appn.	2013-14 Estimate	2014-15	2015-16	2016-17	2017-18	2018-19	5-Year Total	Beyond 5-Year	Project Total
Property & Land		2,870		2,870					2,870		2,870
TOTAL		2,870		2,870					2,870		2,870
FUNDING SOURCE SCHEDULE (000'S)											
Subdivision Park Trust Fund		2,870		2,870					2,870		2,870
TOTAL		2,870		2,870					2,870		2,870
Appn. #:	7638										

Parks and Community Facilities Development - Park Trust Fund

2015-2019 Adopted Capital Improvement Program

Detail of Non-Construction Projects

52. Developer Refunds

CSA: Neighborhood Services
CSA Outcome: Safe and Clean Parks, Facilities and Attractions
Department: Parks, Recreation and Neighborhood Services
Description: This allocation provides funding to refund developers who overpaid their parkland fee obligations to the City.

EXPENDITURE SCHEDULE (000'S)											
Cost Elements	Prior Years	2013-14 Appn.	2013-14 Estimate	2014-15	2015-16	2016-17	2017-18	2018-19	5-Year Total	Beyond 5-Year	Project Total
City Reimbursement		1,296		205					205		205
TOTAL		1,296		205					205		205
FUNDING SOURCE SCHEDULE (000'S)											
Subdivision Park Trust Fund		1,296		205					205		205
TOTAL		1,296		205					205		205
Appn. #:		7732									

53. Essex Park Master Plan

CSA: Neighborhood Services
CSA Outcome: Safe and Clean Parks, Facilities and Attractions
Department: Parks, Recreation and Neighborhood Services
Description: This allocation provides funding for the preparation and CEQA review of a park master plan for a new 2.4 acre neighborhood park in the North San José Policy area of Council District 4.

EXPENDITURE SCHEDULE (000'S)											
Cost Elements	Prior Years	2013-14 Appn.	2013-14 Estimate	2014-15	2015-16	2016-17	2017-18	2018-19	5-Year Total	Beyond 5-Year	Project Total
Master Plan/Study		40		40					40		40
TOTAL		40		40					40		40
FUNDING SOURCE SCHEDULE (000'S)											
Subdivision Park Trust Fund		40		40					40		40
TOTAL		40		40					40		40
Appn. #:		7416									

Parks and Community Facilities Development - Park Trust Fund

2015-2019 Adopted Capital Improvement Program

Detail of Non-Construction Projects

54. Guadalupe River Park Feasibility Study

CSA: Neighborhood Services
CSA Outcome: Safe and Clean Parks, Facilities and Attractions
Department: Parks, Recreation and Neighborhood Services
Description: This allocation provides funding to develop a study, in conjunction with the community, regarding possible uses for a section of the Guadalupe River Park between Santa Clara Street and West Julian Street.

EXPENDITURE SCHEDULE (000'S)

Cost Elements	Prior Years	2013-14 Appn.	2013-14 Estimate	2014-15	2015-16	2016-17	2017-18	2018-19	5-Year Total	Beyond 5-Year	Project Total
Master Plan/Study				75					75		75
TOTAL				75					75		75

FUNDING SOURCE SCHEDULE (000'S)

Subdivision Park Trust Fund				75					75		75
TOTAL				75					75		75

Appn. #: 7747

55. Guadalupe River Park Rotary Play Garden

CSA: Neighborhood Services
CSA Outcome: Vibrant Cultural, Learning and Leisure Opportunities
Department: Parks, Recreation and Neighborhood Services
Description: This allocation contributes funding to the Rotary Club for the design and construction of the Rotary Children's Play Garden at Guadalupe River Park and Gardens. The completed garden will include natural features, play structures, and creative opportunities for play for children of all abilities.

EXPENDITURE SCHEDULE (000'S)

Cost Elements	Prior Years	2013-14 Appn.	2013-14 Estimate	2014-15	2015-16	2016-17	2017-18	2018-19	5-Year Total	Beyond 5-Year	Project Total
Payment to Developers	2	1,223	70	1,153					1,153		1,225
TOTAL	2	1,223	70	1,153					1,153		1,225

FUNDING SOURCE SCHEDULE (000'S)

Subdivision Park Trust Fund	2	1,223	70	1,153					1,153		1,225
TOTAL	2	1,223	70	1,153					1,153		1,225

Notes:

The estimated cost to design and construct the facility is \$6.1 million, with the Rotary Club contributing \$4.4 million, the County of Santa Clara contributing \$250,000, and the City contributing \$1.4 million (\$1.2 million in the Park Trust Fund and \$175,000 in the Parks City-Wide C&C Tax Fund). The Parks City-Wide C&C Tax Fund will receive the County of Santa Clara's portion of funding and will provide the payment directly to the Rotary Club in 2014-2015. The maintenance costs associated with the completed play garden will be provided by the Guadalupe River Park Conservancy.

Appn. #: 7298

Parks and Community Facilities Development - Park Trust Fund

2015-2019 Adopted Capital Improvement Program

Detail of Non-Construction Projects

56. Metzger House and Barn Feasibility Study

CSA: Neighborhood Services
CSA Outcome: Vibrant Cultural, Learning and Leisure Opportunities
Department: Parks, Recreation and Neighborhood Services
Description: This allocation provides funding to conduct a feasibility study on the Metzger House and Barn. The feasibility study will determine potential uses for the site as well as a cost estimate for potential upgrades to the facilities.

EXPENDITURE SCHEDULE (000'S)

Cost Elements	Prior Years	2013-14 Appn.	2013-14 Estimate	2014-15	2015-16	2016-17	2017-18	2018-19	5-Year Total	Beyond 5-Year	Project Total
Master Plan/Study		50	30	20					20		50
TOTAL		50	30	20					20		50

FUNDING SOURCE SCHEDULE (000'S)

Subdivision Park Trust Fund	50	30	20						20		50
TOTAL	50	30	20						20		50

Appn. #: 7550

57. PDO Valuation Updates

CSA: Neighborhood Services
CSA Outcome: Safe and Clean Parks, Facilities and Attractions
Department: Parks, Recreation and Neighborhood Services
Description: This allocation provides ongoing funding for real estate services necessary for the administration of the Parkland Dedication Ordinance (PDO).

EXPENDITURE SCHEDULE (000'S)

Cost Elements	Prior Years	2013-14 Appn.	2013-14 Estimate	2014-15	2015-16	2016-17	2017-18	2018-19	5-Year Total	Beyond 5-Year	Project Total
Program Management		13	13	30					30		
TOTAL		13	13	30					30		

FUNDING SOURCE SCHEDULE (000'S)

Subdivision Park Trust Fund	13	13	30						30		
TOTAL	13	13	30						30		

Notes:
 Selected budget information is not provided due to the ongoing nature of this project.

Appn. #: 6665

Parks and Community Facilities Development - Park Trust Fund

2015-2019 Adopted Capital Improvement Program

Detail of Non-Construction Projects

58. Park Trust Fund Administration

CSA: Neighborhood Services
CSA Outcome: Safe and Clean Parks, Facilities and Attractions
Department: Parks, Recreation and Neighborhood Services
Description: This allocation provides ongoing funding for Parks, Recreation and Neighborhood Services Department staff who are administering the Park Trust Fund.

EXPENDITURE SCHEDULE (000'S)											
Cost Elements	Prior Years	2013-14 Appn.	2013-14 Estimate	2014-15	2015-16	2016-17	2017-18	2018-19	5-Year Total	Beyond 5-Year	Project Total
Program Management		1,094	1,094	1,425					1,425		
TOTAL		1,094	1,094	1,425					1,425		

FUNDING SOURCE SCHEDULE (000'S)											
Subdivision Park Trust Fund	Prior Years	2013-14 Appn.	2013-14 Estimate	2014-15	2015-16	2016-17	2017-18	2018-19	5-Year Total	Beyond 5-Year	Project Total
Subdivision Park Trust Fund		1,094	1,094	1,425					1,425		
TOTAL		1,094	1,094	1,425					1,425		

Notes:
 Selected budget information is not provided due to the ongoing nature of this project.

Appn. #: 5302

59. Preliminary Studies - Turnkey Parks

CSA: Neighborhood Services
CSA Outcome: Safe and Clean Parks, Facilities and Attractions
Department: Parks, Recreation and Neighborhood Services
Description: This allocation provides ongoing funding for Public Works Department staff to research and provide design review, cost estimating, and related services prior to implementation of turnkey projects.

EXPENDITURE SCHEDULE (000'S)											
Cost Elements	Prior Years	2013-14 Appn.	2013-14 Estimate	2014-15	2015-16	2016-17	2017-18	2018-19	5-Year Total	Beyond 5-Year	Project Total
Development		50	50	50					50		
TOTAL		50	50	50					50		

FUNDING SOURCE SCHEDULE (000'S)											
Subdivision Park Trust Fund	Prior Years	2013-14 Appn.	2013-14 Estimate	2014-15	2015-16	2016-17	2017-18	2018-19	5-Year Total	Beyond 5-Year	Project Total
Subdivision Park Trust Fund		50	50	50					50		
TOTAL		50	50	50					50		

Notes:
 Selected budget information is not provided due to the ongoing nature of this project.

Appn. #: 6027

Parks and Community Facilities Development - Park Trust Fund

2015-2019 Adopted Capital Improvement Program

Detail of Non-Construction Projects

60. Public Works Development Services Staff

CSA: Neighborhood Services
CSA Outcome: Safe and Clean Parks, Facilities and Attractions
Department: Public Works
Description: This allocation provides ongoing funding for Public Works Department staff who provide services to the Park Trust Fund. These positions provide a variety of services including fee collection, interpretation of ordinances for developers, and coordination with other departments.

EXPENDITURE SCHEDULE (000'S)

Cost Elements	Prior Years	2013-14 Appn.	2013-14 Estimate	2014-15	2015-16	2016-17	2017-18	2018-19	5-Year Total	Beyond 5-Year	Project Total
Program Management		100	100	100					100		
TOTAL		100	100	100					100		

FUNDING SOURCE SCHEDULE (000'S)

Subdivision Park Trust Fund	100	100	100						100		
TOTAL		100	100	100					100		

Notes:

Selected budget information is not provided due to the ongoing nature of this project.

Appn. #: 4458

61. Riverview Park Design Review and Inspection

CSA: Neighborhood Services
CSA Outcome: Safe and Clean Parks, Facilities and Attractions
Department: Parks, Recreation and Neighborhood Services
Description: This allocation provides funding for design review and inspection costs related to the Riverview Turnkey Park project. Once completed, the 5.0 acre neighborhood park will include play areas, a restroom, two tennis courts, one basketball court, two bocce ball courts, a gazebo, a shade pergola, game tables, an open turf area, walking paths, and plantings.

EXPENDITURE SCHEDULE (000'S)

Cost Elements	Prior Years	2013-14 Appn.	2013-14 Estimate	2014-15	2015-16	2016-17	2017-18	2018-19	5-Year Total	Beyond 5-Year	Project Total
Engineering & Inspection		938	188	700					700		888
TOTAL		938	188	700					700		888

FUNDING SOURCE SCHEDULE (000'S)

Subdivision Park Trust Fund	938	188	700						700		888
TOTAL		938	188	700					700		888

Appn. #: 7498

Parks and Community Facilities Development - Park Trust Fund

2015-2019 Adopted Capital Improvement Program

Detail of Non-Construction Projects

62. Shady Oaks Park Master Plan

CSA: Neighborhood Services
CSA Outcome: Safe and Clean Parks, Facilities and Attractions
Department: Parks, Recreation and Neighborhood Services
Description: This allocation provides funding to develop a new master plan regarding expanding Shady Oaks Park. New park elements on the land adjacent to Shady Oaks Park may include a dog park, walking paths, disc golf course, bocce ball court, cricket field, and restrooms.

EXPENDITURE SCHEDULE (000'S)											
Cost Elements	Prior Years	2013-14 Appn.	2013-14 Estimate	2014-15	2015-16	2016-17	2017-18	2018-19	5-Year Total	Beyond 5-Year	Project Total
Master Plan/Study		250		250					250		250
TOTAL		250		250					250		250

FUNDING SOURCE SCHEDULE (000'S)											
Subdivision Park Trust Fund	Prior Years	2013-14 Appn.	2013-14 Estimate	2014-15	2015-16	2016-17	2017-18	2018-19	5-Year Total	Beyond 5-Year	Project Total
Subdivision Park Trust Fund		250		250					250		250
TOTAL		250		250					250		250

Appn. #: 7552

63. TRAIL: Bay Area Ridge Visibility Enhancement

CSA: Neighborhood Services
CSA Outcome: Safe and Clean Parks, Facilities and Attractions
Department: Parks, Recreation and Neighborhood Services
Description: This allocation provides funding to install directional signage to improve visibility of the on-street connection between the Los Alamitos/Calero Creek Trails and Quicksilver Park. The signage is part of the defined Bay Area Ridge Trail Council (BARTC) alignment along Harry Road and Mockingbird Lane.

EXPENDITURE SCHEDULE (000'S)											
Cost Elements	Prior Years	2013-14 Appn.	2013-14 Estimate	2014-15	2015-16	2016-17	2017-18	2018-19	5-Year Total	Beyond 5-Year	Project Total
Equipment				40					40		40
TOTAL				40					40		40

FUNDING SOURCE SCHEDULE (000'S)											
Subdivision Park Trust Fund	Prior Years	2013-14 Appn.	2013-14 Estimate	2014-15	2015-16	2016-17	2017-18	2018-19	5-Year Total	Beyond 5-Year	Project Total
Subdivision Park Trust Fund				40					40		40
TOTAL				40					40		40

Appn. #: 7748

Parks and Community Facilities Development - Park Trust Fund

2015-2019 Adopted Capital Improvement Program

Detail of Non-Construction Projects

64. TRAIL: Coyote Creek (Story Road to Phelan Avenue) Design

CSA: Neighborhood Services
CSA Outcome: Safe and Clean Parks, Facilities and Attractions
Department: Parks, Recreation and Neighborhood Services
Description: This allocation provides funding to prepare construction documents and environmental review reports for a future 0.90 mile paved trail along Coyote Creek from Story Road to Phelan Avenue.

EXPENDITURE SCHEDULE (000'S)											
Cost Elements	Prior Years	2013-14 Appn.	2013-14 Estimate	2014-15	2015-16	2016-17	2017-18	2018-19	5-Year Total	Beyond 5-Year	Project Total
Design		800	700	100					100		800
TOTAL		800	700	100					100		800

FUNDING SOURCE SCHEDULE (000'S)											
Subdivision Park Trust Fund	Prior Years	2013-14 Appn.	2013-14 Estimate	2014-15	2015-16	2016-17	2017-18	2018-19	5-Year Total	Beyond 5-Year	Project Total
Subdivision Park Trust Fund		800	700	100					100		800
TOTAL		800	700	100					100		800

Appn. #: 7553

65. TRAIL: Coyote Creek - Singleton Channel Obstruction and Pedestrian Bridge

CSA: Neighborhood Services
CSA Outcome: Safe and Clean Parks, Facilities and Attractions
Department: Parks, Recreation and Neighborhood Services
Description: This allocation provides funding for the preparation of a feasibility study and design documents related to a future creek obstruction removal within Coyote Creek, which will support the migration of aquatic life. In addition, this allocation will support a feasibility study and design costs related to the replacement of a free-span pedestrian bridge within Coyote Creek.

EXPENDITURE SCHEDULE (000'S)											
Cost Elements	Prior Years	2013-14 Appn.	2013-14 Estimate	2014-15	2015-16	2016-17	2017-18	2018-19	5-Year Total	Beyond 5-Year	Project Total
Master Plan/Study				163					163		163
TOTAL				163					163		163

FUNDING SOURCE SCHEDULE (000'S)											
Subdivision Park Trust Fund	Prior Years	2013-14 Appn.	2013-14 Estimate	2014-15	2015-16	2016-17	2017-18	2018-19	5-Year Total	Beyond 5-Year	Project Total
Subdivision Park Trust Fund				163					163		163
TOTAL				163					163		163

Notes:

This allocation is funded by the Council District 7 Construction and Conveyance Tax Fund (Fund 385 - \$364,000), Park Trust Fund (Fund 375 - \$163,000), and the Parks City-Wide Construction and Conveyance Tax Fund (Fund 391 - \$373,000).

Appn. #: 7749

Parks and Community Facilities Development - Park Trust Fund

2015-2019 Adopted Capital Improvement Program

Detail of Non-Construction Projects

66. TRAIL: Guadalupe River Under-crossing (Coleman Road) Design

CSA: Neighborhood Services
CSA Outcome: Vibrant Cultural, Learning and Leisure Opportunities
Department: Parks, Recreation and Neighborhood Services
Description: This allocation provides funding for the preparation of construction documents for an under-crossing structure and associated ramp systems. The under-crossing would extend the Lake Almaden Trail to the Coleman Road Pedestrian Bridge and would support a traffic signal at Almaden Expressway.

EXPENDITURE SCHEDULE (000'S)											
Cost Elements	Prior Years	2013-14 Appn.	2013-14 Estimate	2014-15	2015-16	2016-17	2017-18	2018-19	5-Year Total	Beyond 5-Year	Project Total
Design		798		798					798		798
TOTAL		798		798					798		798

FUNDING SOURCE SCHEDULE (000'S)											
Subdivision Park Trust Fund	Prior Years	2013-14 Appn.	2013-14 Estimate	2014-15	2015-16	2016-17	2017-18	2018-19	5-Year Total	Beyond 5-Year	Project Total
Subdivision Park Trust Fund		798		798					798		798
TOTAL		798		798					798		798

Notes:
 Additional funding of \$149,000 is provided in the Council District 10 Construction and Conveyance Tax Fund (Fund 389) for this study.

Appn. #: 7209

67. TRAIL: Guadalupe River Under-crossing (Union Pacific Railroad) Study

CSA: Neighborhood Services
CSA Outcome: Safe and Clean Parks, Facilities and Attractions
Department: Parks, Recreation and Neighborhood Services
Description: This allocation provides funding to prepare a feasibility study on an existing under-crossing beneath Union Pacific Railroad tracks between Coleman Avenue and Julian Street. The study will evaluate possible enhancements to the under-crossing to improve visibility and addresses other safety concerns.

EXPENDITURE SCHEDULE (000'S)											
Cost Elements	Prior Years	2013-14 Appn.	2013-14 Estimate	2014-15	2015-16	2016-17	2017-18	2018-19	5-Year Total	Beyond 5-Year	Project Total
Master Plan/Study				60					60		60
TOTAL				60					60		60

FUNDING SOURCE SCHEDULE (000'S)											
Subdivision Park Trust Fund	Prior Years	2013-14 Appn.	2013-14 Estimate	2014-15	2015-16	2016-17	2017-18	2018-19	5-Year Total	Beyond 5-Year	Project Total
Subdivision Park Trust Fund				60					60		60
TOTAL				60					60		60

Appn. #: 7716

Parks and Community Facilities Development - Park Trust Fund

2015-2019 Adopted Capital Improvement Program

Detail of Non-Construction Projects

68. TRAIL: Los Gatos Creek Reach 5 B/C Design

CSA: Neighborhood Services
CSA Outcome: Vibrant Cultural, Learning and Leisure Opportunities
Department: Parks, Recreation and Neighborhood Services
Description: This allocation provides funding for the preparation of construction documents and environmental review reports for the future development of an under-crossing spanning beneath an active railway and the San Carlos Street Bridge.

EXPENDITURE SCHEDULE (000'S)											
Cost Elements	Prior Years	2013-14 Appn.	2013-14 Estimate	2014-15	2015-16	2016-17	2017-18	2018-19	5-Year Total	Beyond 5-Year	Project Total
Design	14	1,586	1,486	100					100		1,600
TOTAL	14	1,586	1,486	100					100		1,600

FUNDING SOURCE SCHEDULE (000'S)											
Subdivision Park Trust Fund	Prior Years	2013-14 Appn.	2013-14 Estimate	2014-15	2015-16	2016-17	2017-18	2018-19	5-Year Total	Beyond 5-Year	Project Total
Subdivision Park Trust Fund	14	1,586	1,486	100					100		1,600
TOTAL	14	1,586	1,486	100					100		1,600

Notes:

A grant for \$1.2 million has been awarded from the Valley Transportation Authority under the Bicycle Expenditure Plan for this project. Once this funding is received, the Park Trust Fund will be reimbursed accordingly.

Appn. #: 7304

69. TRAIL: Lower Silver Creek Retaining Wall

CSA: Neighborhood Services
CSA Outcome: Vibrant Cultural, Learning and Leisure Opportunities
Department: Parks, Recreation and Neighborhood Services
Description: This allocation provides partial funding for the City's portion of the cost to design and construct a 100-foot long retaining wall, which will permit access to a pedestrian trail along the Lower Silver Creek Trail. The project will be managed by the Santa Clara Valley Water District as part of its concurrent flood control project to retain soil near a Pacific Gas and Electric utility structure.

EXPENDITURE SCHEDULE (000'S)											
Cost Elements	Prior Years	2013-14 Appn.	2013-14 Estimate	2014-15	2015-16	2016-17	2017-18	2018-19	5-Year Total	Beyond 5-Year	Project Total
Payment to Developers		158		158					158		158
TOTAL		158		158					158		158

FUNDING SOURCE SCHEDULE (000'S)											
Subdivision Park Trust Fund	Prior Years	2013-14 Appn.	2013-14 Estimate	2014-15	2015-16	2016-17	2017-18	2018-19	5-Year Total	Beyond 5-Year	Project Total
Subdivision Park Trust Fund		158		158					158		158
TOTAL		158		158					158		158

Notes:

Additional funding of \$100,000 is provided in the Council District 5 Construction and Conveyance Tax Fund (Fund 382) for this project.

Appn. #: 7418

Parks and Community Facilities Development - Park Trust Fund

2015-2019 Adopted Capital Improvement Program

Detail of Non-Construction Projects

70. TRAIL: Milestone Markers

CSA: Neighborhood Services
CSA Outcome: Safe and Clean Parks, Facilities and Attractions
Department: Parks, Recreation and Neighborhood Services
Description: This allocation provides funding to deploy mileage markers, signage, and striping for emergency and directional purposes on trail segments throughout the City.

EXPENDITURE SCHEDULE (000'S)											
Cost Elements	Prior Years	2013-14 Appn.	2013-14 Estimate	2014-15	2015-16	2016-17	2017-18	2018-19	5-Year Total	Beyond 5-Year	Project Total
Equipment	6	69	20	49					49		75
TOTAL	6	69	20	49					49		75
FUNDING SOURCE SCHEDULE (000'S)											
Subdivision Park Trust Fund	6	69	20	49					49		75
TOTAL	6	69	20	49					49		75
Appn. #:	6106										

71. TRAIL: Penitencia Creek Reach 1A Design

CSA: Neighborhood Services
CSA Outcome: Safe and Clean Parks, Facilities and Attractions
Department: Parks, Recreation and Neighborhood Services
Description: This allocation provides funding to prepare detailed site surveys and/or real estate documentation and contemplate and/or support alternative alignments for the future construction of a trail at Penitencia Creek.

EXPENDITURE SCHEDULE (000'S)											
Cost Elements	Prior Years	2013-14 Appn.	2013-14 Estimate	2014-15	2015-16	2016-17	2017-18	2018-19	5-Year Total	Beyond 5-Year	Project Total
Design		100	20	80					80		100
TOTAL		100	20	80					80		100
FUNDING SOURCE SCHEDULE (000'S)											
Subdivision Park Trust Fund		100	20	80					80		100
TOTAL		100	20	80					80		100
Appn. #:	7555										

Parks and Community Facilities Development - Park Trust Fund

2015-2019 Adopted Capital Improvement Program

Detail of Non-Construction Projects

72. TRAIL: Penitencia Creek Reach 7A

CSA: Neighborhood Services
CSA Outcome: Safe and Clean Parks, Facilities and Attractions
Department: Parks, Recreation and Neighborhood Services
Description: This allocation provides the City's portion of the local match requirement for a One Bay Area Grant (OBAG). The Valley Transportation Authority (VTA) is overseeing the design and construction of the Penitencia Creek Trail Reach 7A project, therefore, the City will provide its portion of the local match requirement directly to the VTA for project implementation.

EXPENDITURE SCHEDULE (000'S)											
Cost Elements	Prior Years	2013-14 Appn.	2013-14 Estimate	2014-15	2015-16	2016-17	2017-18	2018-19	5-Year Total	Beyond 5-Year	Project Total
Transfer to Other Agencies		100		100					100		100
TOTAL		100		100					100		100

FUNDING SOURCE SCHEDULE (000'S)											
Cost Elements	Prior Years	2013-14 Appn.	2013-14 Estimate	2014-15	2015-16	2016-17	2017-18	2018-19	5-Year Total	Beyond 5-Year	Project Total
Subdivision Park Trust Fund		100		100					100		100
TOTAL		100		100					100		100

Appn. #: 7556

73. TRAIL: Thompson Creek (Quimby Road to Aborn Court) Design

CSA: Neighborhood Services
CSA Outcome: Safe and Clean Parks, Facilities and Attractions
Department: Parks, Recreation and Neighborhood Services
Description: This allocation provides funding to prepare construction documents and environmental review reports for a future 0.90 mile paved trail along Thompson Creek from Quimby Road to Aborn Court.

EXPENDITURE SCHEDULE (000'S)											
Cost Elements	Prior Years	2013-14 Appn.	2013-14 Estimate	2014-15	2015-16	2016-17	2017-18	2018-19	5-Year Total	Beyond 5-Year	Project Total
Design				450					450		450
TOTAL				450					450		450

FUNDING SOURCE SCHEDULE (000'S)											
Cost Elements	Prior Years	2013-14 Appn.	2013-14 Estimate	2014-15	2015-16	2016-17	2017-18	2018-19	5-Year Total	Beyond 5-Year	Project Total
Subdivision Park Trust Fund				450					450		450
TOTAL				450					450		450

Notes:
 Additional funding of \$250,000 is provided in the Council District 8 Construction and Conveyance Tax Fund (Fund 386) for this project.

Appn. #: 7733

Parks and Community Facilities Development - Park Trust Fund

2015-2019 Adopted Capital Improvement Program

Detail of Non-Construction Projects

74. Vista Montana Turnkey Park

CSA: Neighborhood Services
CSA Outcome: Safe and Clean Parks, Facilities and Attractions
Department: Parks, Recreation and Neighborhood Services
Description: This allocation reimburses the developer for costs associated with the build-out of Vista Montana Turnkey Park. The complete cost to build the turnkey park is estimated to exceed the parkland obligation of the developer by \$3.8 million, therefore, these funds will be used to reimburse the developer for the additional costs incurred for the construction of the park.

EXPENDITURE SCHEDULE (000'S)

Cost Elements	Prior Years	2013-14 Appn.	2013-14 Estimate	2014-15	2015-16	2016-17	2017-18	2018-19	5-Year Total	Beyond 5-Year	Project Total
Payment to Developers	175	2,825	100	3,495					3,495		3,770
TOTAL	175	2,825	100	3,495					3,495		3,770

FUNDING SOURCE SCHEDULE (000'S)

Subdivision Park Trust Fund	175	2,825	100	3,495					3,495		3,770
TOTAL	175	2,825	100	3,495					3,495		3,770

Appn. #: 7367

75. Watson Park Taylor Street Access Study

CSA: Neighborhood Services
CSA Outcome: Safe and Clean Parks, Facilities and Attractions
Department: Parks, Recreation and Neighborhood Services
Description: This allocation provides funding to conduct a study regarding the access to Watson Park from Taylor Street. The study would include developing a design plan and obtaining environmental clearance for a new entrance and exit from Watson Park onto Taylor Street. While considered permanent, the access from Taylor Street is currently not constructed as a permanent access point and the only permanently constructed access point to the park is through a residential neighborhood.

EXPENDITURE SCHEDULE (000'S)

Cost Elements	Prior Years	2013-14 Appn.	2013-14 Estimate	2014-15	2015-16	2016-17	2017-18	2018-19	5-Year Total	Beyond 5-Year	Project Total
Master Plan/Study		175	25	150					150		175
TOTAL		175	25	150					150		175

FUNDING SOURCE SCHEDULE (000'S)

Subdivision Park Trust Fund		175	25	150					150		175
TOTAL		175	25	150					150		175

Appn. #: 7557

PAGE IS INTENTIONALLY LEFT BLANK

Parks and Community Facilities Development - Park Trust Fund

2015-2019 Adopted Capital Improvement Program

Summary of Projects with Close-out Costs Only in 2014-2015

Project Name:	Allen at Steinbeck School Soccer Field	Initial Start Date:	3rd Qtr. 2011
5-Year CIP Budget:	\$500,000	Revised Start Date:	
Total Budget:	\$1,253,000	Initial End Date:	1st Qtr. 2013
Council District:	10	Revised End Date:	4th Qtr. 2014
USGBC LEED:	N/A		

Description: This project provides partial funding for the construction of two lighted artificial turf soccer fields at Allen at Steinbeck School. Construction of these soccer fields are the result of a collaboration between the City of San José, San Jose Unified School District, and a private donor. Per the agreement, the City and the donor will provide funding for the design and construction of the facility and the school district will provide the site. Additional funding of \$4,013,000 is provided in the Council District 10 Construction and Conveyance Tax Fund (Fund 389) for this project.

Project Name:	Commodore Children's Park	Initial Start Date:	1st Qtr. 2012
5-Year CIP Budget:	\$170,000	Revised Start Date:	
Total Budget:	\$1,674,000	Initial End Date:	4th Qtr. 2013
Council District:	4	Revised End Date:	
USGBC LEED:	N/A		

Description: This project provides funding for the development of Commodore Park (formerly Mabury Park), a new 2.7 acre neighborhood park in Council District 4. Project elements include construction of a tot lot, picnic area, fitness area, parking lot, open turf, youth lot, and paved accessways. The Initial End Date represents the beneficial use date; however, funds in 2014-2015 will be used to fund remaining project close-out costs.

Project Name:	TRAIL: Lower Guadalupe River (Gold Street to Highway 880)	Initial Start Date:	3rd Qtr. 2008
5-Year CIP Budget:	\$10,000	Revised Start Date:	
Total Budget:	\$2,604,000	Initial End Date:	3rd Qtr. 2010
Council District:	4	Revised End Date:	2nd Qtr. 2014
USGBC LEED:	N/A		

Description: This project provides partial funding for the preparation of construction documents, environmental review reports, and the construction of an additional 6.4 miles of the Lower Guadalupe River Trail. The Revised End Date represents the beneficial use date; however, funds in 2014-2015 will be used to fund remaining project close-out costs.

Parks and Community Facilities Development - Park Trust Fund

2015-2019 Adopted Capital Improvement Program

Summary of Reserves

Project Name:	Bramhall Park Restroom and Concession Building Reserve	Initial Start Date:	N/A
5-Year CIP Budget:	\$800,000	Revised Start Date:	
Total Budget:	\$800,000	Initial End Date:	N/A
Council District:	6	Revised End Date:	
USGBC LEED:	N/A		

Description: This reserve provides partial funding to construct a new restroom/concession/storage building and trash enclosure near the west end of the tennis courts at Bramhall Park, a 18.0 acre neighborhood park in Council District 6.

Project Name:	Butcher Dog Park Artificial Turf Replacement Reserve	Initial Start Date:	N/A
5-Year CIP Budget:	\$226,000	Revised Start Date:	
Total Budget:	\$226,000	Initial End Date:	N/A
Council District:	9	Revised End Date:	
USGBC LEED:	N/A		

Description: This reserve provides partial funding for the future replacement of the artificial turf at Butcher Dog Park, a 0.75 acre dog park in Council District 9.

Project Name:	Camden Community Center Gymnasium Upgrade Reserve	Initial Start Date:	N/A
5-Year CIP Budget:	\$1,785,000	Revised Start Date:	
Total Budget:	\$1,785,000	Initial End Date:	N/A
Council District:	9	Revised End Date:	
USGBC LEED:	N/A		

Description: This reserve provides partial funding for future upgrades to the Camden Community Center Gymnasium. Project elements may include installing a new roof and expanding the current gymnasium. An additional \$50,000 is allocated elsewhere in the fund to conduct a feasibility study on the expansion of the gymnasium.

Parks and Community Facilities Development - Park Trust Fund

2015-2019 Adopted Capital Improvement Program

Summary of Reserves

Project Name:	Communications Hill Reserve	Initial Start Date:	N/A
5-Year CIP Budget:	\$294,000	Revised Start Date:	
Total Budget:	\$294,000	Initial End Date:	N/A
Council District:	7	Revised End Date:	
USGBC LEED:	N/A		

Description: This reserve provides partial funding for the future acquisition of land and the development of several neighborhood parks in the Communications Hill area. In 2011-2012, a loan in the amount of \$1,828,000 was established to front a State grant for the Roberto Antonio Balermino Park project in Council District 7. In 2013-2014, \$556,000 was allocated to front a federal grant for the Coyote Creek Trail (Story Road to Selma Olinder Park) project, and \$564,000 for the Coyote Creek Trail (Story Road to Phelan Avenue Design) project in the Park Trust Fund. Once reimbursement funding is received from the federal government and the State, the Communications Hill Reserve will be reimbursed to the greatest extent possible. Maximum reserve funding of \$3,242,000 will be available for the Communications Hill area once all reimbursements have been received.

Project Name:	Council District 6 Sports Field Partnership Reserve	Initial Start Date:	N/A
5-Year CIP Budget:	\$504,000	Revised Start Date:	
Total Budget:	\$504,000	Initial End Date:	N/A
Council District:	6	Revised End Date:	
USGBC LEED:	N/A		

Description: This reserve provides partial funding for the future land acquisition and development of sports fields in Council District 6.

Project Name:	DeAnza Park Minor Improvements Reserve	Initial Start Date:	N/A
5-Year CIP Budget:	\$101,000	Revised Start Date:	
Total Budget:	\$101,000	Initial End Date:	N/A
Council District:	9	Revised End Date:	
USGBC LEED:	N/A		

Description: This reserve provides partial funding for various improvements at DeAnza Park, a 9.6 acre neighborhood park in Council District 9. Improvements at the park may include the replacement of benches and picnic tables, and the renovation of the existing turf and irrigation system.

Parks and Community Facilities Development - Park Trust Fund

2015-2019 Adopted Capital Improvement Program

Summary of Reserves

Project Name:	Essex Park Development Reserve	Initial Start Date:	N/A
5-Year CIP Budget:	\$2,666,000	Revised Start Date:	
Total Budget:	\$2,666,000	Initial End Date:	N/A
Council District:	4	Revised End Date:	
USGBC LEED:	N/A		

Description: This reserve provides partial funding for the future development of a new 2.4 acre neighborhood park in Council District 4. A total of \$40,000 is allocated in a separate appropriation for the master planning process associated with this park. In 2012-2013, \$1,317,000 from this reserve was allocated to the Lower Guadalupe River Trail (Gold Street to Highway 880) project to front a federal grant. Subsequently, grant reimbursement was received, and this reserve has been replenished accordingly.

Project Name:	Evans Lane Area Land Acquisition Reserve	Initial Start Date:	N/A
5-Year CIP Budget:	\$2,530,000	Revised Start Date:	
Total Budget:	\$2,530,000	Initial End Date:	N/A
Council District:	6	Revised End Date:	
USGBC LEED:	N/A		

Description: This reserve provides partial funding for land acquisition and development of a future neighborhood park to serve the Evans Lane area.

Project Name:	Houge Park and Neighborhood Center Renovation Reserve	Initial Start Date:	N/A
5-Year CIP Budget:	\$80,000	Revised Start Date:	
Total Budget:	\$80,000	Initial End Date:	N/A
Council District:	9	Revised End Date:	
USGBC LEED:	N/A		

Description: This reserve provides partial funding to renovate Houge Park and Neighborhood Center.

Project Name:	Ryland Pool Reserve	Initial Start Date:	N/A
5-Year CIP Budget:	\$295,000	Revised Start Date:	
Total Budget:	\$295,000	Initial End Date:	N/A
Council District:	3	Revised End Date:	
USGBC LEED:	N/A		

Description: This reserve provides partial funding for future renovations and improvements at Ryland Pool.

Parks and Community Facilities Development - Park Trust Fund

2015-2019 Adopted Capital Improvement Program

Summary of Reserves

Project Name:	Santana Park Development Reserve	Initial Start Date:	N/A
5-Year CIP Budget:	\$1,100,000	Revised Start Date:	
Total Budget:	\$1,100,000	Initial End Date:	N/A
Council District:	6	Revised End Date:	
USGBC LEED:	N/A		

Description: This reserve provides partial funding for renovations at Santana Park, a 5.3 acre neighborhood park in Council District 6. In 2012-2013, \$3.5 million was used to front a State Proposition 84 grant awarded to Del Monte Park in District 6. When reimbursement funding is received from the State, it will be returned to this reserve to the greatest extent possible.

Project Name:	Shady Oaks Sports Field Reserve	Initial Start Date:	N/A
5-Year CIP Budget:	\$2,166,000	Revised Start Date:	
Total Budget:	\$2,166,000	Initial End Date:	N/A
Council District:	2	Revised End Date:	
USGBC LEED:	N/A		

Description: This reserve provides funding for the future development of a sports field at Shady Oaks Park, a 10.3 acre neighborhood park in Council District 2.

Project Name:	Spartan/Keyes Area Park Development Reserve	Initial Start Date:	N/A
5-Year CIP Budget:	\$1,561,000	Revised Start Date:	
Total Budget:	\$1,561,000	Initial End Date:	N/A
Council District:	3, 7	Revised End Date:	
USGBC LEED:	N/A		

Description: This reserve provides funding for the future development of parkland in the Spartan/Keyes area.

Project Name:	Starbird Park Improvements Reserve	Initial Start Date:	N/A
5-Year CIP Budget:	\$161,000	Revised Start Date:	
Total Budget:	\$161,000	Initial End Date:	N/A
Council District:	1	Revised End Date:	
USGBC LEED:	N/A		

Description: This reserve provides funding to renovate the existing turf areas and irrigation systems to improve efficiency and functionality at Starbird Park, a 7.0 acre neighborhood park in Council District 1. Project elements may include replacing the existing irrigation system at the sports field, installing new park benches, repairing the backstop, and installing a chain-link fence. An additional reserve of \$185,000 is provided in the Council District 1 Construction and Conveyance Tax Fund (Fund 377) for this future renovation.

Parks and Community Facilities Development - Park Trust Fund

2015-2019 Adopted Capital Improvement Program

Summary of Reserves

Project Name:	TRAIL: Coyote Creek (Montague Expressway to Charcot Avenue) Reserve	Initial Start Date:	N/A
5-Year CIP Budget:	\$150,000	Revised Start Date:	
Total Budget:	\$150,000	Initial End Date:	N/A
Council District:	4	Revised End Date:	
USGBC LEED:	N/A		

Description: This reserve provides funding for a future joint-use agreement with the Santa Clara Valley Water District for the design and construction of a paved trail and bridge along Coyote Creek from Montague Expressway to Charcot Avenue.

Project Name:	TRAIL: Doerr Parkway Reserve	Initial Start Date:	N/A
5-Year CIP Budget:	\$351,000	Revised Start Date:	
Total Budget:	\$351,000	Initial End Date:	N/A
Council District:	9	Revised End Date:	
USGBC LEED:	N/A		

Description: This reserve provides partial funding for the future construction of a trail along a utility corridor leading to Doerr Park. Project elements may include construction of a 535 foot paved trail and associated landscaping.

Project Name:	TRAIL: Guadalupe River (Branham Lane to Chynoweth Avenue) Reserve	Initial Start Date:	N/A
5-Year CIP Budget:	\$1,200,000	Revised Start Date:	
Total Budget:	\$1,200,000	Initial End Date:	N/A
Council District:	9	Revised End Date:	
USGBC LEED:	N/A		

Description: This reserve provides partial funding for the future construction of an additional 0.55 mile trail segment along the Guadalupe River.

Project Name:	Tamien Park Development Reserve	Initial Start Date:	N/A
5-Year CIP Budget:	\$121,000	Revised Start Date:	
Total Budget:	\$121,000	Initial End Date:	N/A
Council District:	3	Revised End Date:	
USGBC LEED:	N/A		

Description: This reserve provides partial funding for the future development of a park in the Tamien Specific Plan area.

Parks and Community Facilities Development - Park Trust Fund

2015-2019 Adopted Capital Improvement Program

Summary of Reserves

Project Name:	Future PDO/PIO Projects Reserve	Initial Start Date:	N/A
5-Year CIP Budget:	\$22,557,646	Revised Start Date:	
Total Budget:	\$22,557,646	Initial End Date:	N/A
Council District:	City-wide	Revised End Date:	
USGBC LEED:	N/A		


Description: This reserve provides funding for future acquisition, development, repair, improvements, and renovation of parks and recreational facilities.

PAGE IS INTENTIONALLY LEFT BLANK



2014-2015 CAPITAL BUDGET

**2015-2019 CAPITAL
IMPROVEMENT PROGRAM**



**PARKS AND
COMMUNITY FACILITIES
DEVELOPMENT
CAPITAL PROGRAM -
BOND PROJECTS**

Parks and Community Facilities Development - Bond Projects

2015-2019 Adopted Capital Improvement Program

Source of Funds (Combined)

SOURCE OF FUNDS	Estimated 2013-2014	2014-2015	2015-2016	2016-2017	2017-2018	2018-2019	5-Year Total
<u>Parks and Recreation Bond Projects Fund (471)</u>							
Beginning Fund Balance	20,959,257	19,993,256	251,000	90,000			19,993,256 *
Interest Income	68,000	20,000					20,000
Reserve for Encumbrances	11,860,999						
Total Parks and Recreation Bond Projects Fund	32,888,256	20,013,256	251,000	90,000			20,013,256 *
TOTAL SOURCE OF FUNDS	32,888,256	20,013,256	251,000	90,000			20,013,256 *

* The 2015-2016 through 2018-2019 Beginning Balances are excluded from the FIVE-YEAR TOTAL SOURCE OF FUNDS to avoid multiple counting of the same funds.

Parks and Community Facilities Development - Bond Projects
2015-2019 Adopted Capital Improvement Program

Use of Funds (Combined)

USE OF FUNDS	Estimated 2013-2014	2014-2015	2015-2016	2016-2017	2017-2018	2018-2019	5-Year Total
Construction Projects							
Sports Fields							
1. Soccer Complex (Coleman Soccer Fields)	11,750,000	1,851,000					1,851,000
Total Sports Fields	11,750,000	1,851,000					1,851,000
Public Art							
Public Art - Parks and Recreation Bond Projects	251,000	52,000					52,000
Total Public Art	251,000	52,000					52,000
Regional Parks							
Happy Hollow Park and Zoo Renovation and Improvements	573,000						
Total Regional Parks	573,000						
Total Construction Projects	12,574,000	1,903,000					1,903,000
Non-Construction							
General Non-Construction							
2. Program Management - Park Bond Projects	305,000	322,000	161,000	90,000			573,000
3. Softball Complex Design (Arcadia)	16,000	244,000					244,000
Total General Non-Construction	321,000	566,000	161,000	90,000			817,000
Reserves							
Parks and Recreation Bond Projects Contingency Reserve		7,773,256					7,773,256
Softball Complex Reserve		9,520,000					9,520,000
Total Reserves		17,293,256					17,293,256
Total Non-Construction	321,000	17,859,256	161,000	90,000			18,110,256

Parks and Community Facilities Development - Bond Projects
2015-2019 Adopted Capital Improvement Program

Use of Funds (Combined)

USE OF FUNDS (CONT'D.)	Estimated 2013-2014	2014-2015	2015-2016	2016-2017	2017-2018	2018-2019	5-Year Total
Ending Fund Balance	19,993,256	251,000	90,000				*
TOTAL USE OF FUNDS	32,888,256	20,013,256	251,000	90,000			20,013,256*

* The 2014-2015 through 2017-2018 Ending Balances are excluded from the FIVE-YEAR TOTAL USE OF FUNDS to avoid multiple counting of the same funds.

PAGE IS INTENTIONALLY LEFT BLANK

Parks and Community Facilities Development - Bond Projects

2015-2019 Adopted Capital Improvement Program

Detail of Construction Projects

1. Soccer Complex (Coleman Soccer Fields)

CSA:	Neighborhood Services	Initial Start Date:	2nd Qtr. 2001
CSA Outcome:	Safe and Clean Parks, Facilities and Attractions	Revised Start Date:	1st Qtr. 2014
Department:	Parks, Recreation and Neighborhood Services	Initial Completion Date:	2nd Qtr. 2003
Council District:	City-wide	Revised Completion Date:	2nd Qtr. 2015
Location:	West of Coleman Avenue and Aviation Avenue		

Description: This project provides funding for the construction of a new soccer complex on a City-owned 9.5 acre site near Coleman Avenue. This project provides funding for the development of construction documents, the design and construction of four artificial turf soccer fields with night use lighting and amenities, a concession/restroom and changing room multi-service building, a 54 car parking lot, a decorative metal fence that will incorporate a public art element, irrigation and planting, and removal of hazardous soils as necessary.

Justification: Providing new sports fields was identified in the Greenprint for Parks and Community Facilities and Programs and funded by the San José Safe Neighborhood Parks and Recreation Bond, approved by voters in November 2000.

EXPENDITURE SCHEDULE (000'S)

Cost Elements	Prior Years	2013-14 Appn.	2013-14 Estimate	2014-15	2015-16	2016-17	2017-18	2018-19	5-Year Total	Beyond 5-Year	Project Total
Development	71										71
Design	1,840										1,840
Bid & Award	81										81
Construction	519	13,601	11,750	1,851					1,851		14,120
TOTAL	2,511	13,601	11,750	1,851					1,851		16,112

FUNDING SOURCE SCHEDULE (000'S)

Parks And Recreation Bond Projects Fund	2,511	13,601	11,750	1,851					1,851		16,112
TOTAL	2,511	13,601	11,750	1,851					1,851		16,112

ANNUAL OPERATING BUDGET IMPACT (000'S)

Cost Offset*
Maintenance*
Operating*

TOTAL

Major Changes in Project Cost:

- 2007-2011 CIP - decrease of \$8,383,000 due to the funds moving to the Soccer Complex Reserve.
- 2010-2014 CIP - decrease of \$226,000 due to a contract encumbrance being liquidated.
- 2011-2015 CIP - increase of \$250,000 for site study and feasibility work.
- 2012-2016 CIP - increase of \$400,000 to provide funding for project management costs as well as environmental work.
- 2014-2018 CIP - increase of \$14,270,000 (reallocated from the Soccer Complex Reserve) for construction costs.

Notes:

Additional funding of \$2.3 million is provided in the Coleman Soccer Fields appropriation in the Parks City-Wide Construction and Conveyance Tax Fund (Fund 391) for this project.

* The San José Earthquakes will be operating and maintaining this facility. It is anticipated that the facility will generate excess revenues of which at least \$500,000 is recommended to pay off debt service costs associated with the land.

FY Initiated:	2000-2001	Appn. #:	6841
Initial Project Budget:	\$9,790,000	USGBC LEED:	N/A

Parks and Community Facilities Development - Bond Projects

2015-2019 Adopted Capital Improvement Program

Detail of Non-Construction Projects

2. Program Management - Park Bond Projects

CSA: Neighborhood Services
CSA Outcome: Safe and Clean Parks, Facilities and Attractions
Department: Parks, Recreation and Neighborhood Services
Description: This allocation provides funding for Parks, Recreation and Neighborhood Services Department staff members who provide services for the park bond program including: site plan reviews; preparation of the Capital Budget; and management and close-out of capital projects.

EXPENDITURE SCHEDULE (000'S)

Cost Elements	Prior Years	2013-14 Appn.	2013-14 Estimate	2014-15	2015-16	2016-17	2017-18	2018-19	5-Year Total	Beyond 5-Year	Project Total
Program Management		305	305	322	161	90			573		
TOTAL		305	305	322	161	90			573		

FUNDING SOURCE SCHEDULE (000'S)

Parks And Recreation Bond Projects Fund		305	305	322	161	90			573		
TOTAL		305	305	322	161	90			573		

Notes:

Selected budget information is not provided due to the ongoing nature of this project. This allocation will continue through the life of the bond program.

Appn. #: 6931

3. Softball Complex Design (Arcadia)

CSA: Neighborhood Services
CSA Outcome: Safe and Clean Parks, Facilities and Attractions
Department: Parks, Recreation and Neighborhood Services
Description: This allocation provides funding for the development and design of a new regional softball complex at the Arcadia site, located on the southwest corner of Quimby Road and Capitol Expressway. Development and design work is currently underway including developing a feasibility study, the environmental review of the complex, and the plan approval by the Federal Aviation Administration (FAA) and Santa Clara County Airport Land Use Commission.

EXPENDITURE SCHEDULE (000'S)

Cost Elements	Prior Years	2013-14 Appn.	2013-14 Estimate	2014-15	2015-16	2016-17	2017-18	2018-19	5-Year Total	Beyond 5-Year	Project Total
Design		85	16	244					244		260
TOTAL		85	16	244					244		260

FUNDING SOURCE SCHEDULE (000'S)

Parks And Recreation Bond Projects Fund		85	16	244					244		260
TOTAL		85	16	244					244		260

Notes:

Once the design work is completed (anticipated in fall 2014), an updated project scope will be determined. Funding of \$9.5 million is available in the Softball Complex Reserve for the future construction of the facility. Funding of \$907,000 was expended prior to 2013-2014 to locate and review potential sites for the regional softball complex.

Appn. #: 6938

Parks and Community Facilities Development - Bond Projects

2015-2019 Adopted Capital Improvement Program

Summary of Reserves

Project Name:	Parks and Recreation Bond Projects Contingency Reserve	Initial Start Date:	N/A
5-Year CIP Budget:	\$7,773,256	Revised Start Date:	
Total Budget:	\$7,773,256	Initial End Date:	N/A
Council District:	City-wide	Revised End Date:	
USGBC LEED:	N/A		

Description: This reserve provides potential funding for projects that exceed budgeted levels due to higher than anticipated costs.

Project Name:	Softball Complex Reserve	Initial Start Date:	N/A
5-Year CIP Budget:	\$9,520,000	Revised Start Date:	
Total Budget:	\$9,520,000	Initial End Date:	N/A
Council District:	City-wide	Revised End Date:	
USGBC LEED:	N/A		

Description: This reserve provides future funding for the construction of a regional softball complex at the Arcadia site, located on the southwest corner of Quimby Road and Capitol Expressway.

PAGE IS INTENTIONALLY LEFT BLANK