

2020-2021 Proposed Capital Budget 2021-2025 Capital Improvement Program

**Public Works Department
City Manager's Budget Office**

May 15, 2020

Capital Programs by City Service Area

Community & Economic Development

Developer Assisted Projects

Environmental & Utility Services

Sanitary Sewer System
Storm Sewer System
Water Pollution Control
Water Utility System

Neighborhood Services

Library
Parks & Community Facilities
Development

Public Safety

Public Safety

Transportation & Aviation Services

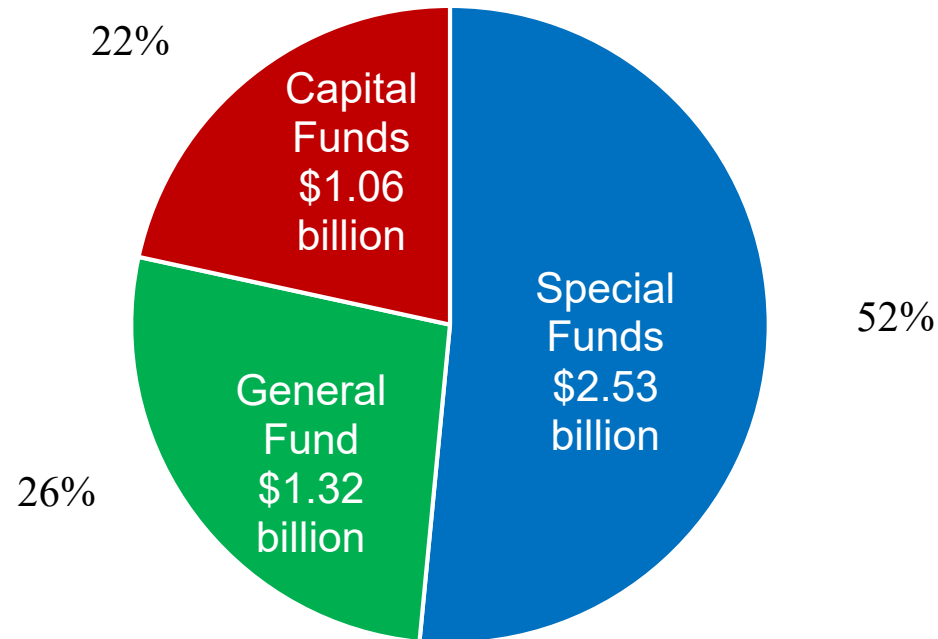
Airport
Parking
Traffic

Strategic Support

Communications
Municipal Improvements
Service Yards

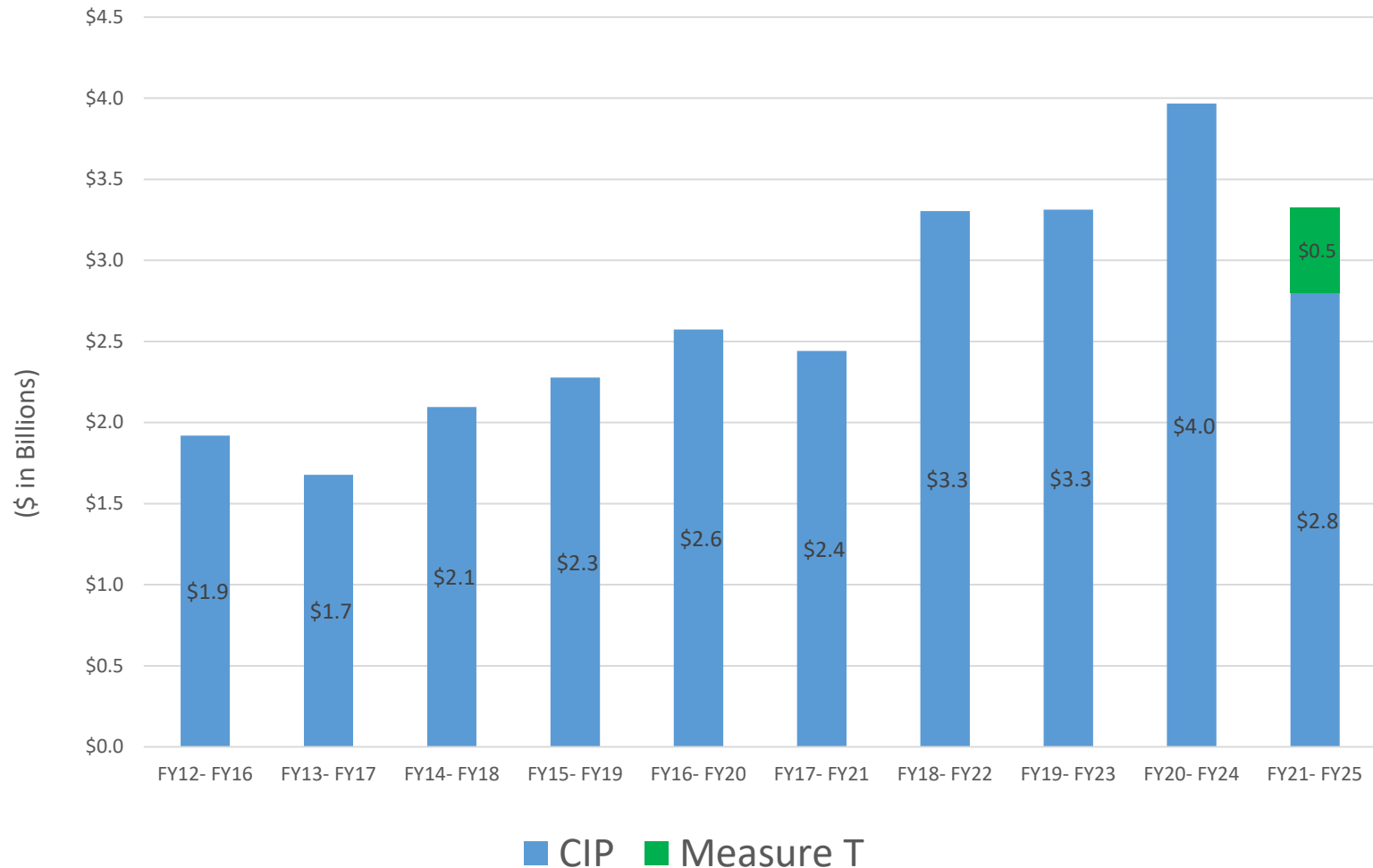
City of San José Budget Overview

2020-2021 Proposed City Budget	\$4.1 billion
Total Number of Funds	130
Total Number of Employees	6,544



An adjustment of \$763 million is necessary to arrive at the \$4.1 billion net 2020-2021 Proposed City Budget to avoid the double-counting of transfers, loans, and contributions between City funds.

Historical Comparison of Five-Year CIP



2021-2025 CIP Source of Funds

Fund Source	Amount	Percentage
Financing Proceeds	\$939.5 million	28%
Other Government Agencies	699.4 million	21%
Contributions, Loans and Transfers	667.4 million	20%
Beginning Fund Balances	562.2 million	17%
Taxes, Fees and Charges	375.7 million	11%
Interest Income on Invested Funds	63.8 million	2%
Miscellaneous Revenue & Developer Contributions	17.5 million	1%
Total Source of Funds	\$3,325.5 million	100%

2021-2025 Proposed CIP Use of Funds

Capital Program	2020-2021	2021-2025	Capital Budget % of Total
Airport	87.2	271.1	8%
Communications	3.2	14.8	0%
Developer Assisted Projects	14.1	18.4	1%
Library	19.3	46.9	1%
Municipal Improvements	13.1	49.9	2%
Parking	35.7	48.3	1%
Parks and Community Facilities	162.1	297.0	9%
Public Safety	100.5	227.5	7%
Sanitary Sewer System	50.9	192.4	6%
Service Yards	6.5	21.4	1%
Storm Sewer System	16.8	111.2	3%
Traffic	330.3	872.0	26%
Water Pollution Control	199.4	1,107.1	33%
Water Utility System	15.6	47.5	1%
Total Use of Funds	1,055.1	3,325.5	100%

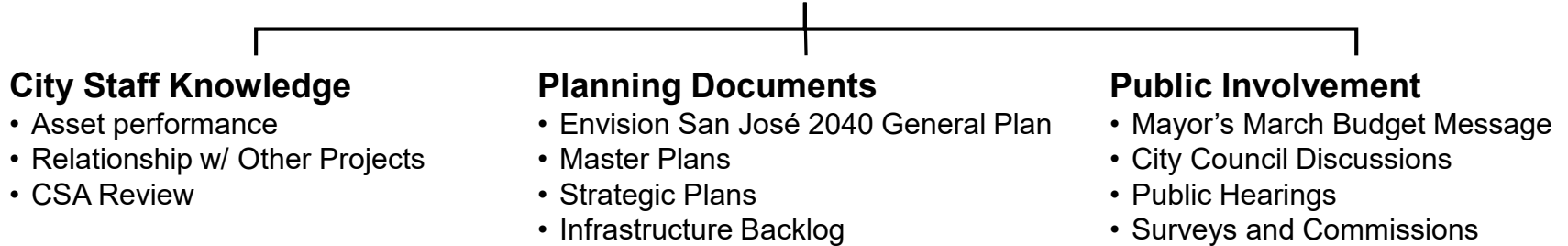
Measure T Public Safety and Infrastructure Bond Fund

- **Street Repair - \$300 million**
- **Police/Fire/Emergency Operations Center - \$188.5 million***
- **Environmental Protection Projects - \$47 million**
- **Storm System & Flood Prevention Projects - \$29 million**
- **Clean Water Projects - \$25 million**
- **Bridges - \$20 million**
- **LED Lighting - \$20 million**
- **Parks/Community Center Improvements - \$13 million**
- **Critical Infrastructure - \$5 million**

Measure T funds will be used for the reconstruction and expansion of Fire Station 20. Measure T is planned to be replenished in the future.

Capital Program Development and Alignment with the General Plan

CIP Development

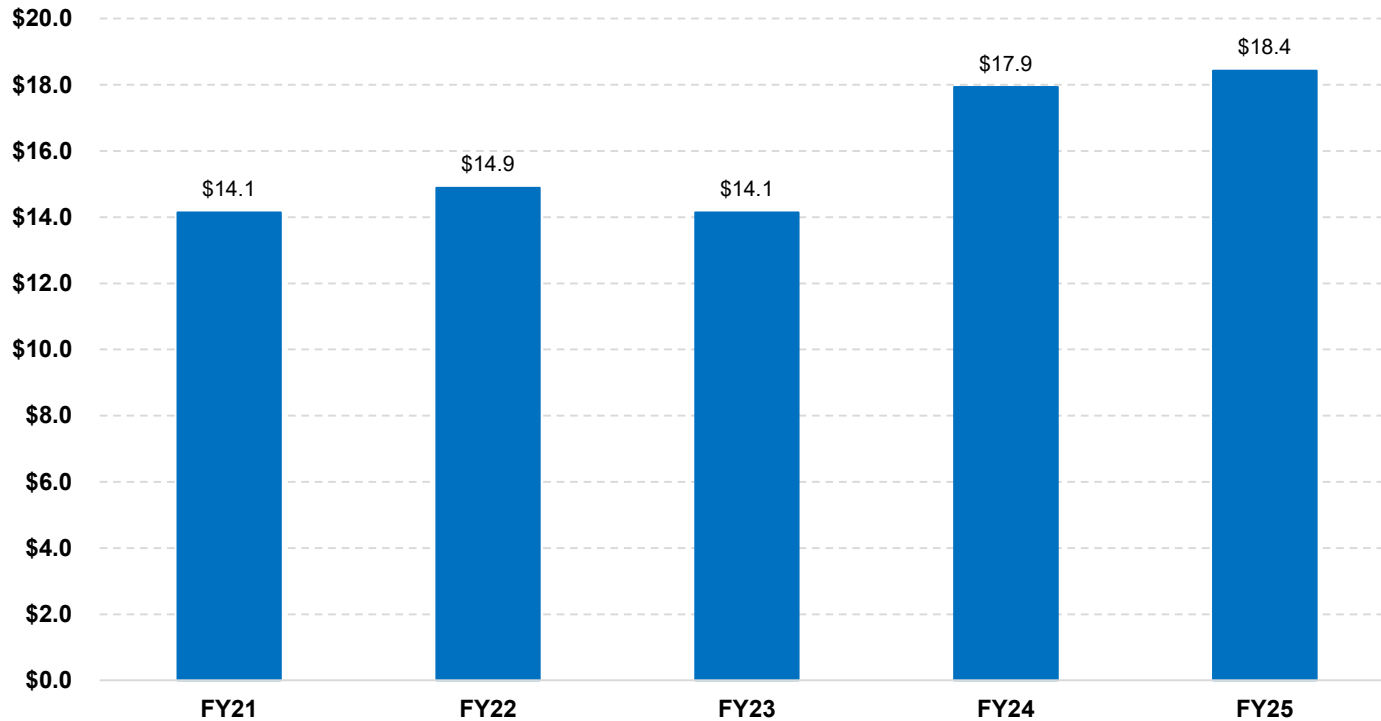


CIP Alignment with the General Plan

- **Aviation:** Competitive airport and safety
- **Transportation:** Multimodal streets, transit and safety
- **Parks:** Trails and Greenprint
- **Sanitary:** Capacity for growth and overflow prevention/condition assessment
- **Storm:** Water quality and quantity
- **Municipal Improvements:** City facilities maintenance
- **WPCP:** System reliability

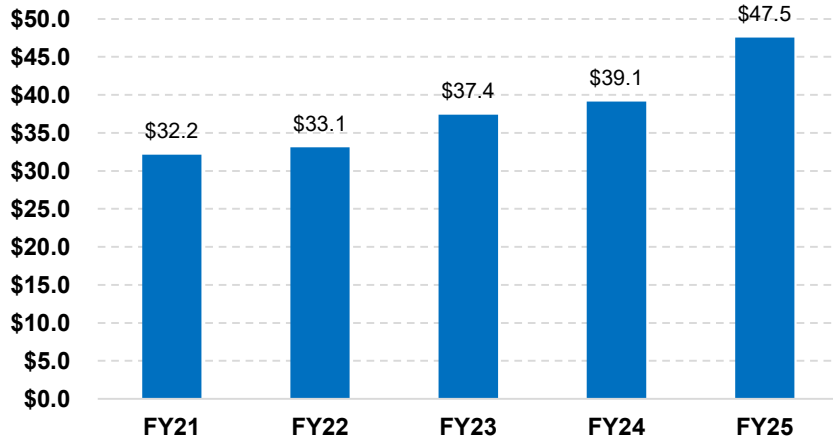
Community and Economic Development CSA Highlights and History (in Millions)

Developer Assisted CIP History

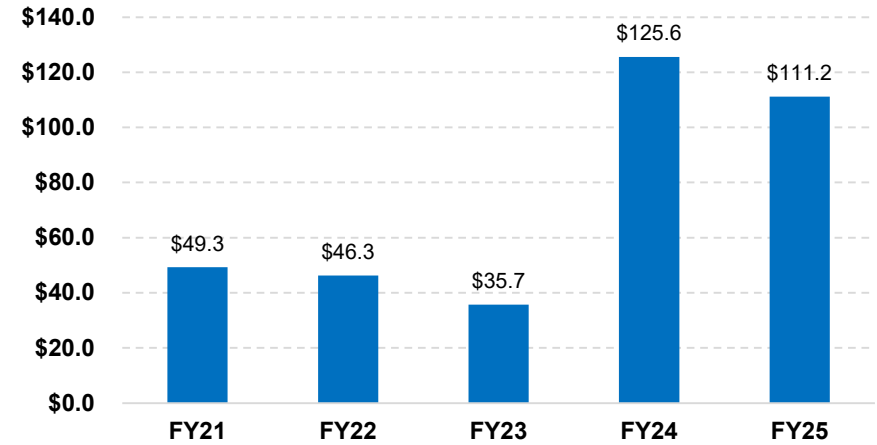


Environmental and Utility Services CSA Highlights and History (in Millions)

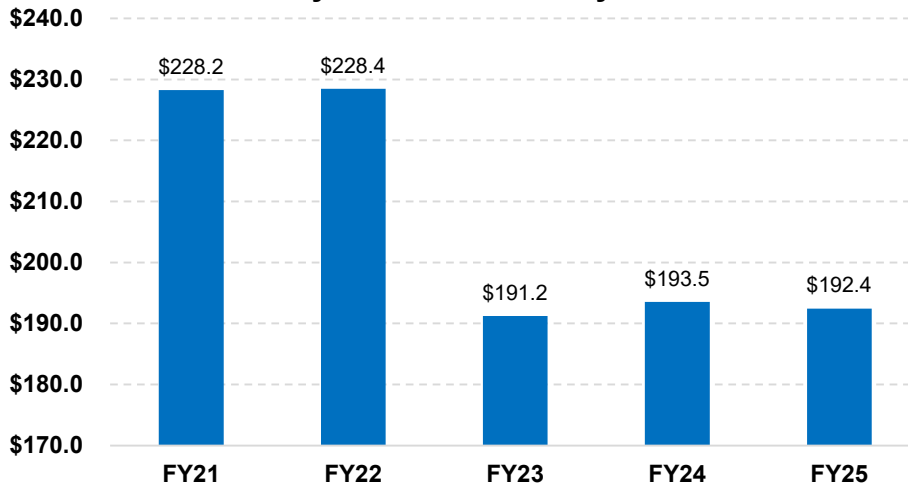
Water Utility System CIP History



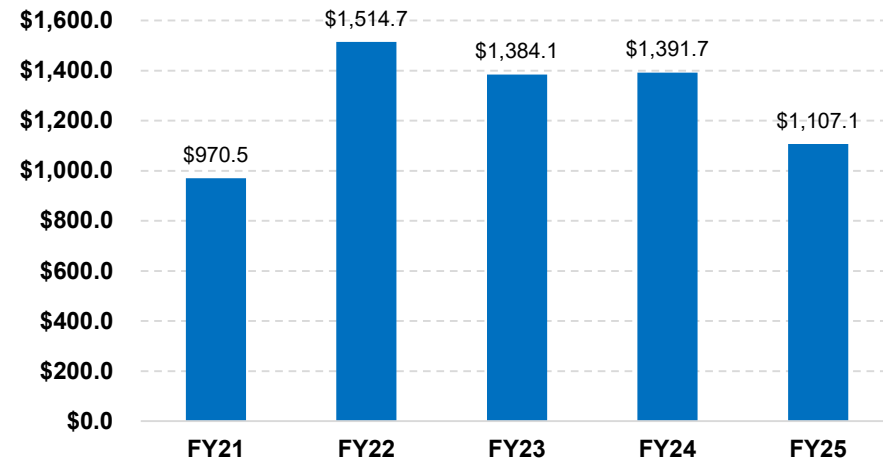
Storm Sewer System CIP History



Sanitary Sewer CIP History

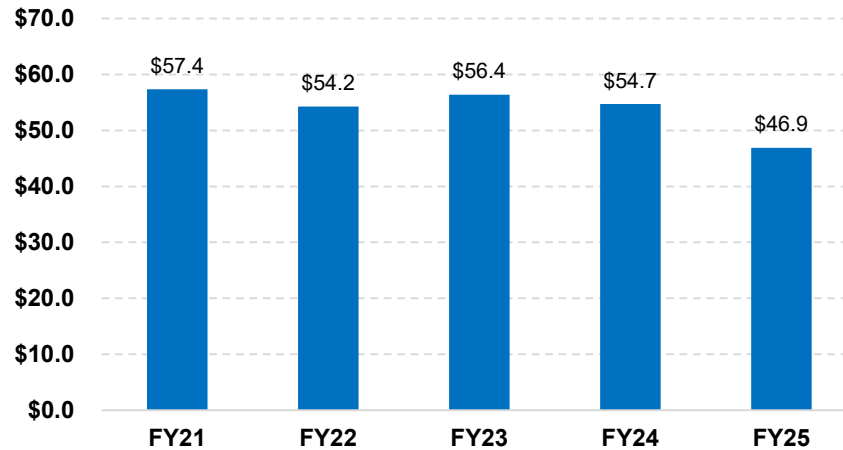


Water Pollution Control CIP History

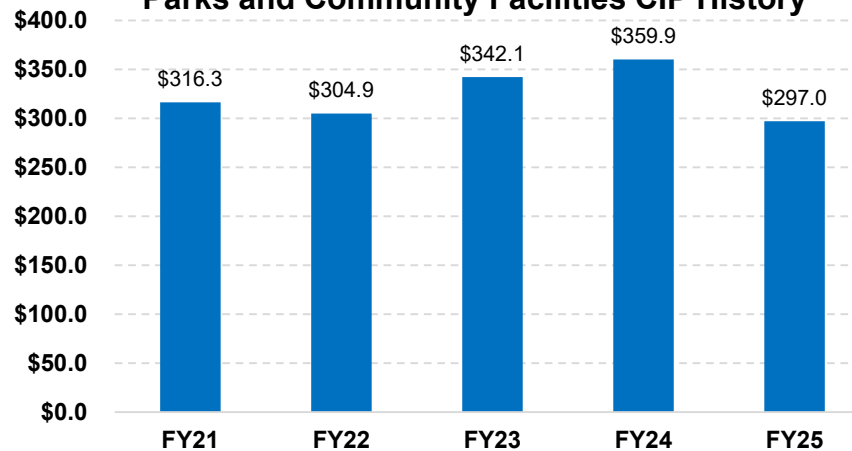


Neighborhood Services CSA Highlights and History (in Millions)

Library CIP History

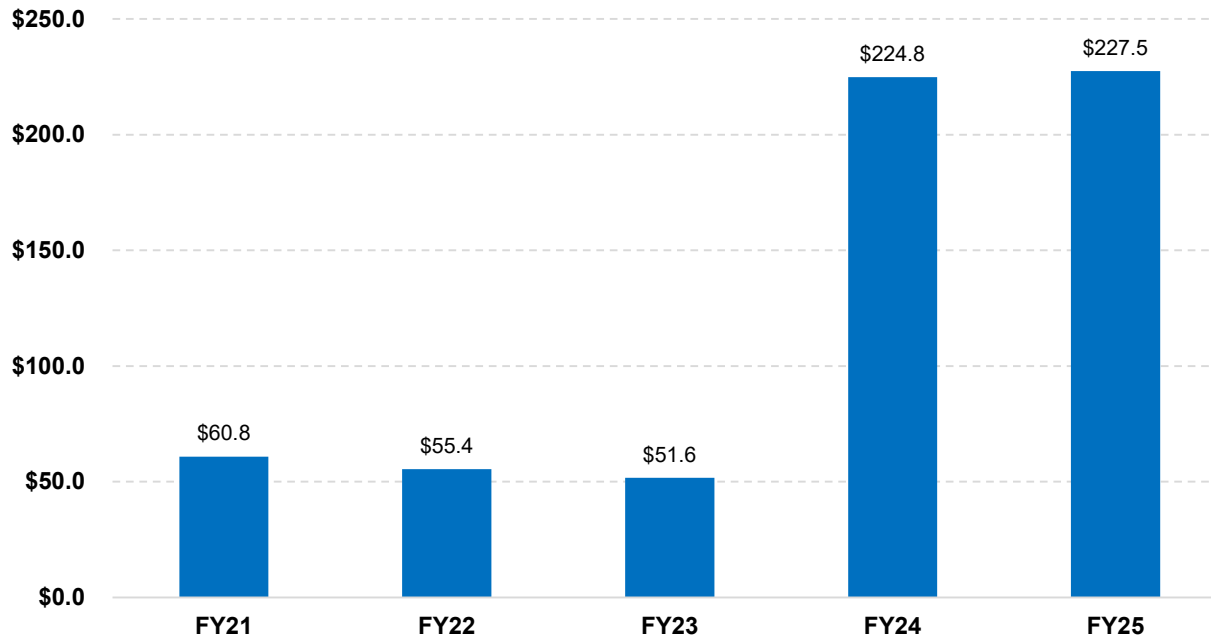


Parks and Community Facilities CIP History



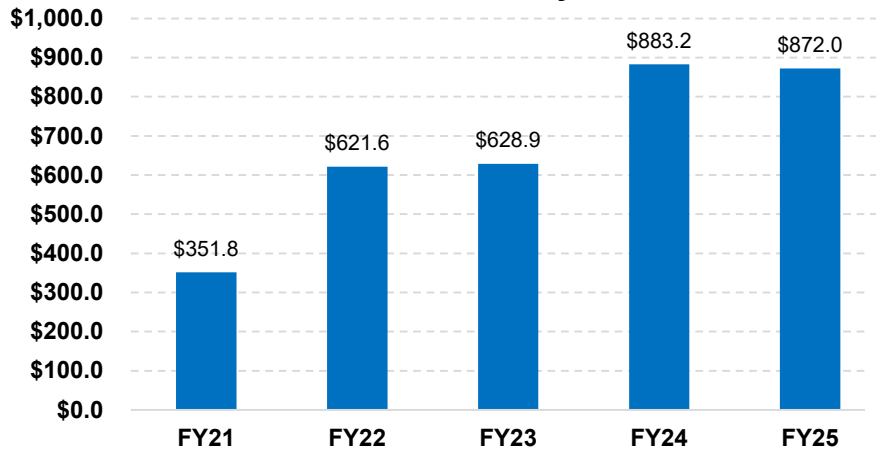
Public Safety CSA Highlights and History (in Millions)

Public Safety CIP History

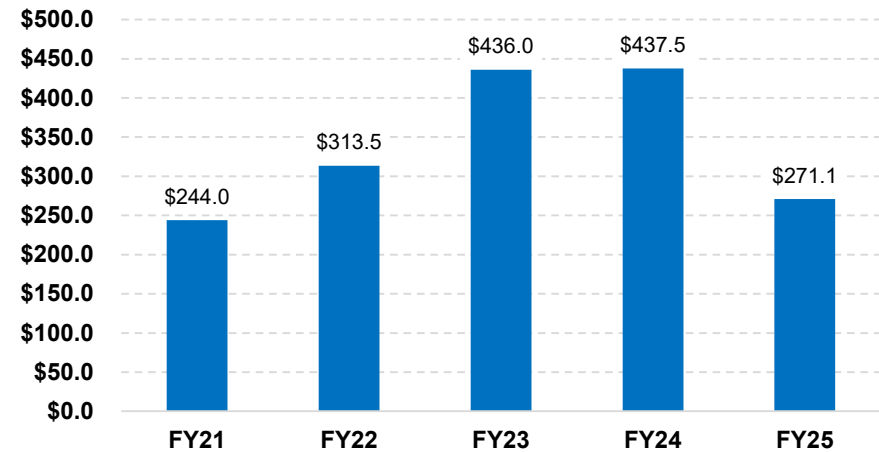


Transportation and Aviation Services CSA Highlights and History (in Millions)

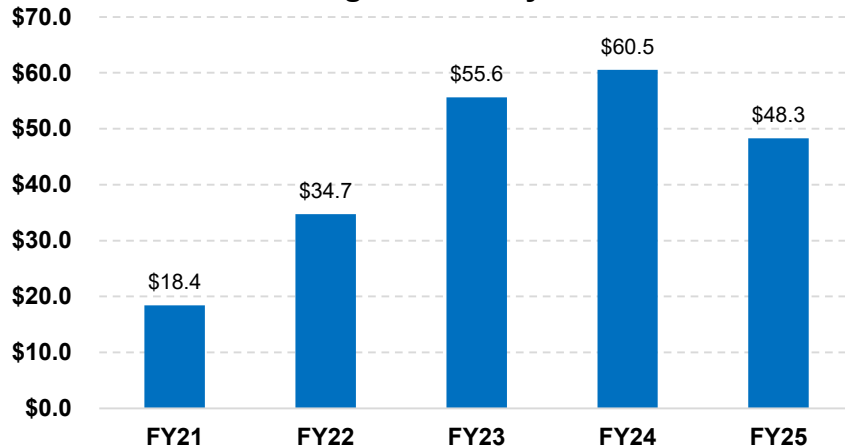
Traffic CIP History



Airport CIP History

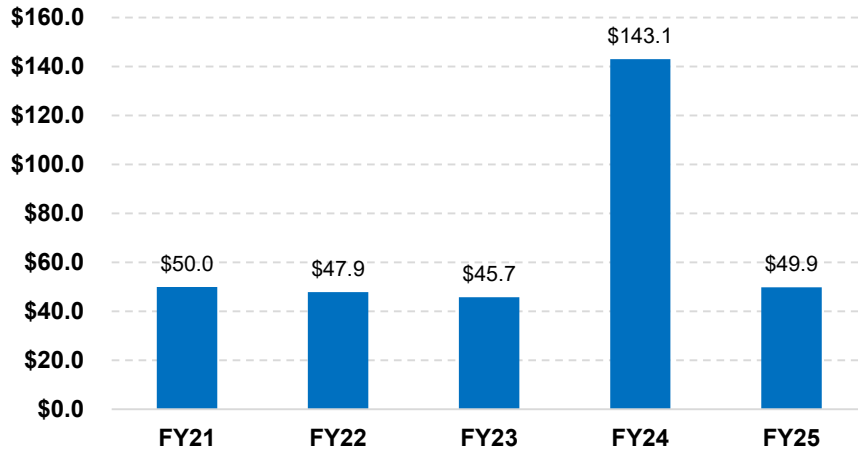


Parking CIP History

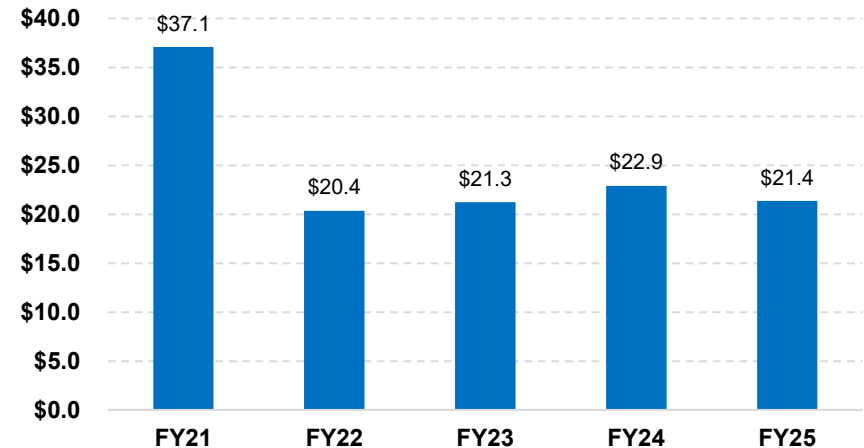


Strategic Support CSA Highlights and History (in Millions)

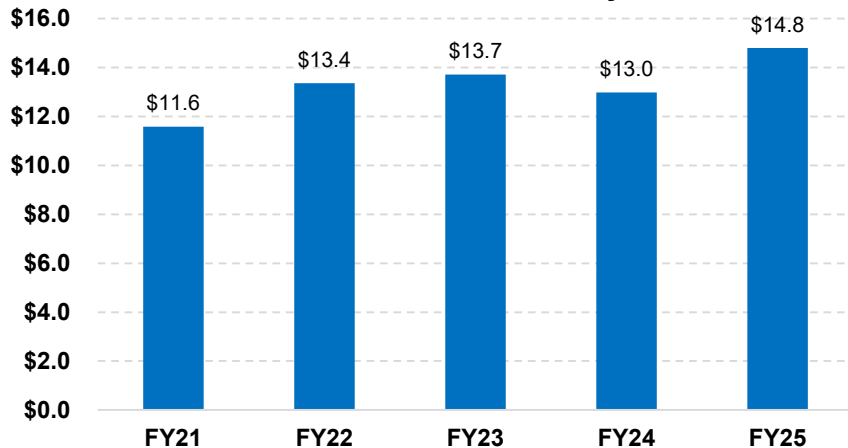
Municipal Improvements CIP History




Service Yards CIP History



Communications CIP History



Questions?



XO
Laura Kimpton with Jeff Schomberg