



2014-2015 CAPITAL BUDGET

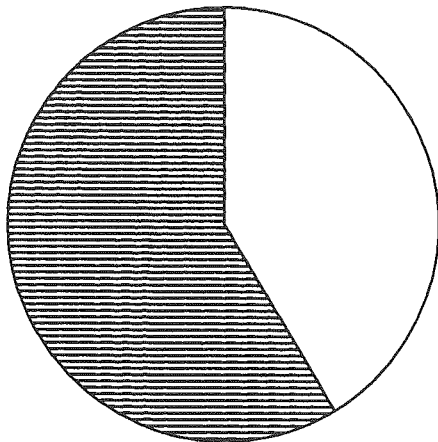
**2015-2019 CAPITAL
IMPROVEMENT PROGRAM**

SERVICE YARDS

SERVICE YARDS


2015-2019 Capital Improvement Program

2014-2015 Proposed
Source of Funds



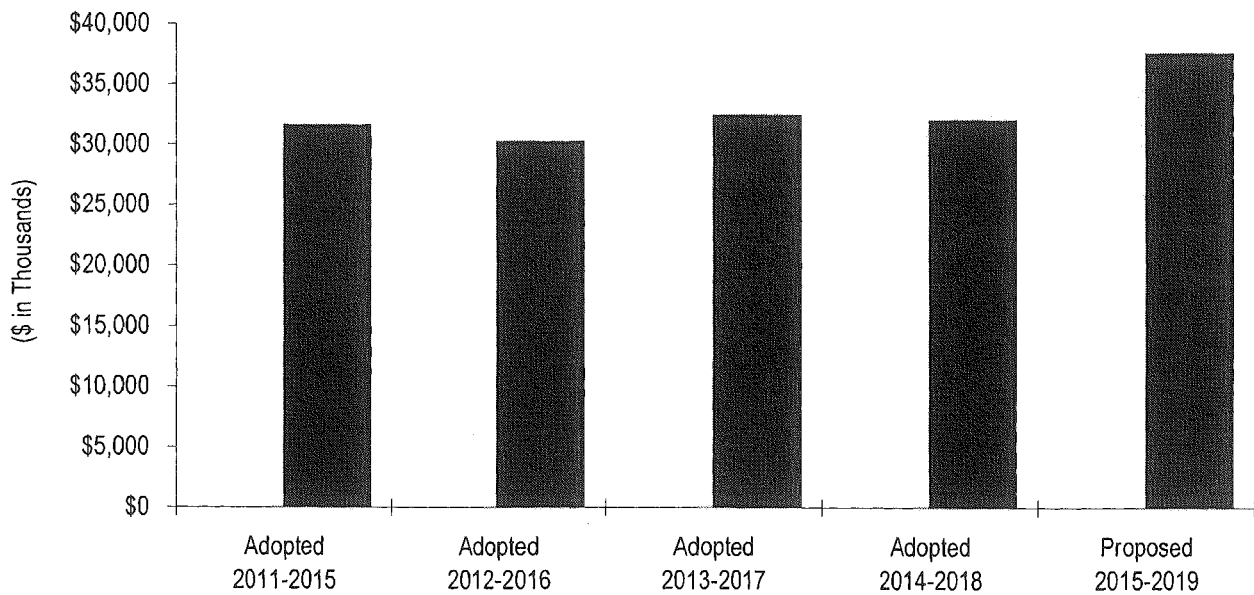
- Beginning Fund Balance
- ▨ Taxes, Fees and Charges
- ▩ Misc. Revenue

2014-2015 Proposed
Use of Funds



- ▩ Construction
- Non-Construction
- ▨ Ending Fund Balance

CIP History



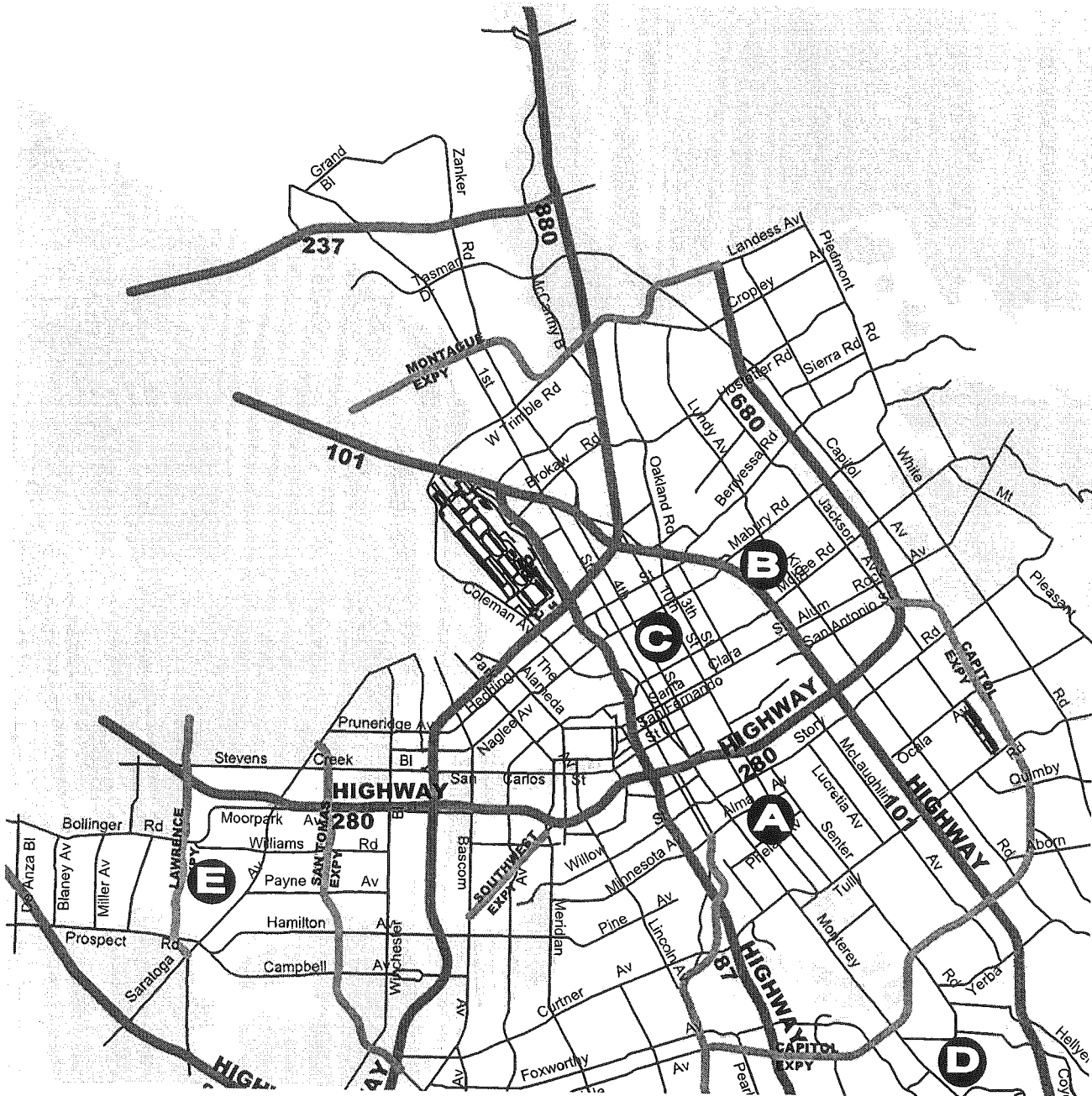
PAGE IS INTENTIONALLY LEFT BLANK

Service Yards

2015-2019 Proposed Capital Improvement Program

Service Yard Locations

- A)** Central Yard
- B)** Mabury Yard
- C)** Main Yard (Proposed Sale assumed in 2015-2016)
- D)** South Yard
- E)** West Yard



PAGE IS INTENTIONALLY LEFT BLANK

Service Yards

2015-2019 Proposed Capital Improvement Program

Overview

INTRODUCTION

City Service Yards house City staff from various departments who maintain City vehicles, buildings, sewer systems, pavement, and related public infrastructure facilities. The Service Yards Capital Program funds the construction and capital improvements for the facilities which support these maintenance functions. The current Service Yards include the Central Service Yard (at Senter Road and Phelan Avenue), the Mabury Yard (on Mabury Road near Highway 101), the South Yard (at Monterey Road and Skyway Drive), and the West Yard (on Williams Road near Lawrence Expressway). The 2015-2019 Proposed Capital Improvement Program (CIP) provides funding of \$37.6 million, of which \$5.8 million is allocated in 2014-2015.

SERVICE YARDS		
Location	Facilities Sq. Ft.	Site Acreage
Central Service Yd	300,517	21.30
Mabury Yard	37,612	9.20
South Yard	18,124	6.83
West Yard	6,546	4.36
Total	362,799	41.69

This program is part of the Strategic Support City Service Area (CSA) and supports the following outcome: *Safe and Functional Public Infrastructure, Facilities and Equipment*. The maintenance operations located in the Service Yards support the following CSAs: Environmental and Utility Services, Neighborhood Services, Public Safety, Strategic Support, and Transportation and Aviation Services.

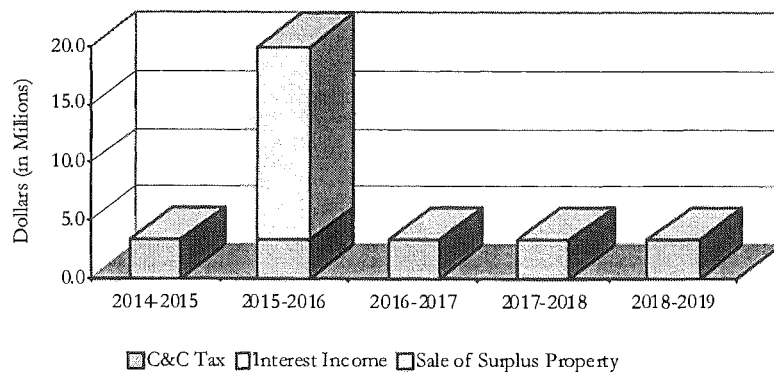
PROGRAM PRIORITIES AND OBJECTIVES

The objective of the Service Yards Program is to maintain and improve the existing conditions at the Service Yards by implementing projects to reduce safety hazards, increase efficiencies, and provide necessary equipment and materials for operations. Projects currently in the Proposed CIP are prioritized to meet the needs of CSAs working out of the Service Yards.

SOURCES OF FUNDING

The primary funding source for the 2015-2019 CIP is the Construction and Conveyance Tax (C&C). The 2014-2015 Capital Budget estimate for C&C taxes is \$39.0 million, of which 8.78% is allocated to the Service Yards Capital Program. Approximately 99%

Summary of Revenues



of this tax is derived from a transfer tax imposed upon each transfer of real property, with the remaining 1% generated from a construction tax levied on most types of construction. The

Service Yards

2015-2019 Proposed Capital Improvement Program

Overview

SOURCES OF FUNDING

2015-2019 CIP assumes 2013-2014 C&C revenues will exceed the 2012-2013 collections by 7.5%, grow another 5% in 2014-2015 to \$39 million, and then remain flat for each year of the CIP. Therefore, collections allocated to the Service Yards Capital Program will total \$3.4 million per year for each of the five years. For additional information regarding C&C Tax revenue, please refer to the Parks and Community Facilities Development section of the CIP.


The 2015-2019 Proposed Service Yards CIP is programmed to receive \$18.0 million in proceeds from the sale of the old Main Yard property in 2015-2016 pay off short-term debt for Phase II of the Central Service Yard project. The City is currently in negotiations with a developer to potentially purchase the Main Yard property, as discussed further in the program highlights section of this document.

PROGRAM HIGHLIGHTS

The key programs and projects in the Service Yards Capital Program are summarized below.

Central Service Yard Debt Service

The Central Service Yard Phase I project included the purchase of the Central Service Yard property and renovation of Building A. As part of the 2012-2013 Adopted Budget, the Service Yards C&C paid \$378,000 of the debt service obligation for Phase I of the Central Service Yard expansion, with the remainder anticipated to be paid by the General Fund (\$1.3 million). However, in 2013-2014, the Service Yards C&C paid the debt service obligation without any General Fund contribution due to the increased revenue collections for the Service Yards C&C. As a result of higher than anticipated C&C revenues in the CIP, the Service Yards C&C Tax Fund will continue paying the debt service obligation (\$1.7 million annually) in 2014-2015 and in the remaining years of the CIP.



Fire Truck Maintenance at the Central Service Yard

The Central Service Yard Phase II project entailed construction and relocation of remaining operations from the old Main Yard property to the Central Service Yard. The move was completed in 2007-2008. The total cost for the Central Service Yard Phase II project was \$31.0 million, plus an additional \$1.2 million required for the demolition and cleanup of the Main Yard. Because

Service Yards

2015-2019 Proposed Capital Improvement Program

Overview

PROGRAM HIGHLIGHTS

Central Service Yard Debt Service (Cont'd.)

construction of the Central Service Yard Phase II had to be completed before the sale of the Main Yard, commercial paper was issued to provide interim financing, and as a result a debt service payment of \$802,000 will be incurred in 2014-2015. A portion of the commercial paper is scheduled for repayment upon completion of the sale of the Main Yard, expected to take place in 2015-2016.

At the February 26, 2013 City Council meeting, the City Council approved a non-binding term-sheet with a developer to potentially purchase the Main Yard site for \$18 million. With the property sale, the balance of the outstanding Phase II debt (currently estimated at \$24 million) will either be paid off, remain in commercial paper, or refinanced, depending on the outcome of the negotiations with the developer. Currently, the estimated sale of \$18 million will result in the continued use of commercial paper to pay off the remainder of the debt.

Ongoing Projects

The table below provides a brief description of the key ongoing work efforts included in the Service Yards Program.

Project Name	Description	2015-2019 CIP Cost
Roof Replacement, Painting, and Supplemental Needs	Repairs and minor improvements required to maintain the service yard facilities.	\$1,875,000
Service Yards Equipment	Purchase of shop equipment such as lifts, stands, overhead reels, air systems, and computer hardware.	\$475,000
Underground Fuel Tank Renovation and Replacement	Monitoring of fuel tanks in the service yards, the removal and/or replacement of leaking fuel tanks, and necessary soil cleanup based on fuel leakage.	\$295,000

MAJOR CHANGES FROM THE 2014-2018 ADOPTED CIP

Major changes from the 2014-2018 Adopted CIP include the following:

- Increased C&C revenue will eliminate the General Fund contribution to the debt service on Phase I, resulting in General Fund savings of \$2.7 million over the five-year CIP;
- Funding of \$410,000 for the Mabury Yard Improvements which will provide improvements to the restrooms, locker rooms, showers, kitchen, and adding a break area for staff located at this corporation yard; and

Service Yards

2015-2019 Proposed Capital Improvement Program

Overview

MAJOR CHANGES FROM THE 2014-2018 ADOPTED CIP

- Funding of \$300,000 for the West Yard Restroom Retrofit to upgrade the 30 year old restroom and locker rooms for City Staff.

OPERATING BUDGET IMPACT

It is anticipated that there will be no additional operating and maintenance costs associated with projects included in the 2015-2019 Proposed CIP.



2014-2015 CAPITAL BUDGET

2015-2019 CAPITAL IMPROVEMENT PROGRAM



SERVICE YARDS

SOURCE OF FUNDS

USE OF FUNDS

The Source of Funds displays the capital revenues by funding source for each year of the Five-Year Capital Improvement Program. The Use of Funds displays the capital expenditures by line-item for each year of the five-year period.

Service Yards

2015-2019 Proposed Capital Improvement Program Source of Funds (Combined)

SOURCE OF FUNDS	Estimated 2013-2014	2014-2015	2015-2016	2016-2017	2017-2018	2018-2019	5-Year Total
<u>Service Yards Construction & Conveyance Tax Fund (395)</u>							
Beginning Fund Balance	2,666,467	2,416,742	1,582,742	1,732,742	1,379,742	1,041,742	2,416,742 *
Taxes, Fees and Charges:							
<u>Construction and Conveyance Tax</u>	3,249,000	3,424,000	3,424,000	3,424,000	3,424,000	3,424,000	17,120,000
Interest Income	8,000	7,000	8,000	10,000	11,000	15,000	51,000
Miscellaneous Revenue							
- Sale of Surplus Property			18,000,000				18,000,000
Reserve for Encumbrances	49,275						
Total Service Yards Construction & Conveyance Tax Fund	5,972,742	5,847,742	23,014,742	5,166,742	4,814,742	4,480,742	37,587,742 *
TOTAL SOURCE OF FUNDS	5,972,742	5,847,742	23,014,742	5,166,742	4,814,742	4,480,742	37,587,742 *

* The 2015-2016 through 2018-2019 Beginning Balances are excluded from the FIVE-YEAR TOTAL SOURCE OF FUNDS to avoid multiple counting of the same funds.

Service Yards
2015-2019 Proposed Capital Improvement Program
Use of Funds (Combined)

USE OF FUNDS	Estimated 2013-2014	2014-2015	2015-2016	2016-2017	2017-2018	2018-2019	5-Year Total
Construction Projects							
1. Mabury Yard Improvements		410,000					410,000
2. Roof Replacement, Painting, and Supplemental Needs	396,000	375,000	375,000	375,000	375,000	375,000	1,875,000
3. Underground Fuel Tank Renovation/Replacement	59,000	59,000	59,000	59,000	59,000	59,000	295,000
4. West Yard - Restroom Retrofit		300,000					300,000
Total Construction Projects	455,000	1,144,000	434,000	434,000	434,000	434,000	2,880,000
Non-Construction							
General Non-Construction							
Capital Program and Public Works Department Support Service Costs	4,000	3,000	3,000	3,000	3,000	3,000	15,000
Infrastructure Management System	92,000	103,000	106,000	109,000	112,000	115,000	545,000
Repayment of Phase II Commercial Paper			18,000,000				18,000,000
5. Asset Management Database	55,000	55,000	55,000	55,000	55,000	55,000	275,000
6. Debt Service on Phase I Bonds	1,675,000	1,670,000	1,663,000	1,666,000	1,661,000	1,658,000	8,318,000
7. Facilities Capital Repairs	25,000	25,000	25,000	25,000	25,000	25,000	125,000
8. Phase II Commercial Paper	770,000	802,000	523,000	1,012,000	990,000	981,000	4,308,000
9. Service Yards Equipment	120,000	95,000	95,000	95,000	95,000	95,000	475,000
10. Service Yards Management	330,000	338,000	347,000	355,000	364,000	372,000	1,776,000
11. VTA Property Lease	20,000	20,000	20,000	20,000	20,000	20,000	100,000
Total General Non-Construction	3,091,000	3,111,000	20,837,000	3,340,000	3,325,000	3,324,000	33,937,000

Service Yards
2015-2019 Proposed Capital Improvement Program
Use of Funds (Combined)

USE OF FUNDS (CONT'D.)	Estimated 2013-2014	2014-2015	2015-2016	2016-2017	2017-2018	2018-2019	5-Year Total
Non-Construction							
Contributions, Loans and Transfers to General Fund							
Transfer to the General Fund:	8,000	7,000	8,000	10,000	11,000	15,000	51,000
Interest Income							
Total Contributions, Loans and Transfers to General Fund	8,000	7,000	8,000	10,000	11,000	15,000	51,000
Contributions, Loans and Transfers to Special Funds							
Transfer to the City Hall Debt Service Fund	2,000	3,000	3,000	3,000	3,000	4,000	16,000
Total Contributions, Loans and Transfers to Special Funds	2,000	3,000	3,000	3,000	3,000	4,000	16,000
Total Non-Construction	3,101,000	3,121,000	20,848,000	3,353,000	3,339,000	3,343,000	34,004,000
Ending Fund Balance	2,416,742	1,582,742	1,732,742	1,379,742	1,041,742	703,742	703,742*
TOTAL USE OF FUNDS	5,972,742	5,847,742	23,014,742	5,166,742	4,814,742	4,480,742	37,587,742*

* The 2014-2015 through 2017-2018 Ending Balances are excluded from the FIVE-YEAR TOTAL USE OF FUNDS to avoid multiple counting of the same funds.

PAGE IS INTENTIONALLY LEFT BLANK

2014-2015 CAPITAL BUDGET

2015-2019 CAPITAL IMPROVEMENT PROGRAM

SERVICE YARDS

DETAIL OF CONSTRUCTION PROJECTS

DETAIL OF NON-CONSTRUCTION PROJECTS

The Detail of Construction Projects section provides information on the individual construction projects with funding in 2014-2015. The Detail of Non-Construction Projects section is abbreviated and provides information on the individual non-construction project, with funding in 2014-2015. On the Use of Funds statement, these projects are numbered.

Service Yards

2015-2019 Proposed Capital Improvement Program Detail of Construction Projects

1. Mabury Yard Improvements

CSA:	Strategic Support	Initial Start Date:	3rd Qtr. 2014
CSA Outcome:	Safe and Functional Public Infrastructure, Facilities, and Equipment	Revised Start Date:	
Department:	Public Works	Initial Completion Date:	2nd Qtr. 2015
Council District:	4	Revised Completion Date:	
Location:	1404 Mabury Road		

Description: This allocation provides funding to address required improvements at the Mabury Yard which include the following: renovation of the second floor restroom to replace fixtures, flooring, partitions, and paint; complete remodel of the locker rooms and showers; kitchen remodel to include new cabinets, counters, a stove/oven, hood and ventilation, additional and upgraded electrical connections, paint, flooring, and address roof penetration; and retrofit of an existing space to provide a break area for staff.

Justification: This allocation is necessary to ensure health and safety concerns are addressed, prevent the potential occurrence of mold, and meet the current and future needs of the facility

EXPENDITURE SCHEDULE (000'S)

Cost Elements	Prior Years	2013-14 Appn.	2013-14 Estimate	2014-15	2015-16	2016-17	2017-18	2018-19	5-Year Total	Beyond 5-Year	Project Total
Construction				410					410		410
TOTAL				410					410		410

FUNDING SOURCE SCHEDULE (000'S)

Service Yards Construction & Conveyance Tax Fund		410		410	410
TOTAL		410		410	410

ANNUAL OPERATING BUDGET IMPACT (000'S)

None

Major Changes in Project Cost:

None

Notes:

FY Initiated:	2014-2015	Appn. #:	
Initial Project Budget:	\$410,000	USGBC LEED:	N/A

Service Yards

2015-2019 Proposed Capital Improvement Program Detail of Construction Projects

2. Roof Replacement, Painting, and Supplemental Needs

CSA:	Strategic Support	Initial Start Date:	Ongoing
CSA Outcome:	Safe and Functional Public Infrastructure, Facilities, and Equipment	Revised Start Date:	
Department:	Public Works	Initial Completion Date:	Ongoing
Council District:	N/A	Revised Completion Date:	
Location:	All City Service Yards		

Description: This allocation funds emergency repairs and miscellaneous projects such as parking site improvements and repaving, roof repair and replacement, and painting.

Justification: Funding is necessary for the repairs and minor improvements needed to maintain facilities and provide for the health and safety of City employees.

EXPENDITURE SCHEDULE (000'S)											
Cost Elements	Prior Years	2013-14 Appn.	2013-14 Estimate	2014-15	2015-16	2016-17	2017-18	2018-19	5-Year Total	Beyond 5-Year	Project Total
Construction		396	396	375	375	375	375	375	1,875		
TOTAL		396	396	375	375	375	375	375	1,875		

FUNDING SOURCE SCHEDULE (000'S)											
Cost Elements	Prior Years	2013-14 Appn.	2013-14 Estimate	2014-15	2015-16	2016-17	2017-18	2018-19	5-Year Total	Beyond 5-Year	Project Total
Service Yards Construction & Conveyance Tax Fund		396	396	375	375	375	375	375	1,875		
TOTAL		396	396	375	375	375	375	375	1,875		

ANNUAL OPERATING BUDGET IMPACT (000'S)										
None										

Major Changes in Project Cost:
N/A

Notes:
Project schedule dates and selected budget information are not provided due to the ongoing nature of the project.

FY Initiated:	Ongoing	Appn. #:	4276
Initial Project Budget:		USGBC LEED:	N/A

Service Yards

2015-2019 Proposed Capital Improvement Program Detail of Construction Projects

3. Underground Fuel Tank Renovation/Replacement

CSA:	Strategic Support	Initial Start Date:	Ongoing
CSA Outcome:	Safe and Functional Public Infrastructure, Facilities, and Equipment	Revised Start Date:	
Department:	Public Works	Initial Completion Date:	Ongoing
Council District:	N/A	Revised Completion Date:	
Location:	All City Service Yards		
Description:	This allocation funds the monitoring of fuel tanks in service yards and the removal and/or replacement of leaking fuel tanks and necessary soil cleanup. Costs for replacement and soil cleanup will vary depending on the extent of fuel leakage.		
Justification:	Funding is necessary for safety reasons and to comply with the Hazardous Materials Storage Permit Municipal Code Section 17.68.100.		

EXPENDITURE SCHEDULE (000'S)

Cost Elements	Prior Years	2013-14 Appn.	2013-14 Estimate	2014-15	2015-16	2016-17	2017-18	2018-19	5-Year Total	Beyond 5-Year	Project Total
Development		59	59	59	59	59	59	59	295		
TOTAL		59	59	59	59	59	59	59	295		

FUNDING SOURCE SCHEDULE (000'S)

Service Yards Construction & Conveyance Tax Fund	59	59	59	59	59	59	59	59	295
TOTAL	59	59	59	59	59	59	59	59	295

ANNUAL OPERATING BUDGET IMPACT (000'S)

None

Major Changes in Project Cost:

N/A

Notes:

Project schedule dates and selected budget information are not provided due to the ongoing nature of this project.

FY Initiated:	Ongoing	Appn. #:	4275
Initial Project Budget:		USGBC LEED:	N/A

Service Yards

2015-2019 Proposed Capital Improvement Program Detail of Construction Projects

4. West Yard - Restroom Retrofit

CSA:	Strategic Support	Initial Start Date:	3rd Qtr. 2014
CSA Outcome:	Safe and Functional Public Infrastructure, Facilities, and Equipment	Revised Start Date:	
Department:	Public Works	Initial Completion Date:	4th Qtr. 2015
Council District:	3	Revised Completion Date:	
Location:	5090 Williams Road		

Description: This allocation funds a restroom retrofit at the West Yard to include design and construction of shower and locker rooms for City staff. This yard currently houses all sewer, landscaping, and roadway crews.

Justification: This project provides adequate shower and locker rooms for City staff at the West Yard.

EXPENDITURE SCHEDULE (000'S)											
Cost Elements	Prior Years	2013-14 Appn.	2013-14 Estimate	2014-15	2015-16	2016-17	2017-18	2018-19	5-Year Total	Beyond 5-Year	Project Total
Construction				300					300		300
TOTAL				300					300		300

FUNDING SOURCE SCHEDULE (000'S)											
Cost Elements	Prior Years	2013-14 Appn.	2013-14 Estimate	2014-15	2015-16	2016-17	2017-18	2018-19	5-Year Total	Beyond 5-Year	Project Total
Service Yards Construction & Conveyance Tax Fund				300					300		300
TOTAL				300					300		300

ANNUAL OPERATING BUDGET IMPACT (000'S)											
None											

Major Changes in Project Cost:

None

Notes:

FY Initiated:	2014-2015	Appn. #:	
Initial Project Budget:	\$300,000	USGBC LEED:	N/A

Service Yards

2015-2019 Proposed Capital Improvement Program Detail of Non-Construction Projects

5. Asset Management Database

CSA: Strategic Support
CSA Outcome: Safe and Functional Public Infrastructure, Facilities, and Equipment
Department: Public Works
Description: This allocation provides funding for the ongoing support of the AssetWorks database which tracks the City's assets.

EXPENDITURE SCHEDULE (000'S)											
Cost Elements	Prior Years	2013-14 Appn.	2013-14 Estimate	2014-15	2015-16	2016-17	2017-18	2018-19	5-Year Total	Beyond 5-Year	Project Total
Program Management		55	55	55	55	55	55	55	275		
TOTAL		55	55	55	55	55	55	55	275		
FUNDING SOURCE SCHEDULE (000'S)											
Service Yards Construction & Conveyance Tax Fund		55	55	55	55	55	55	55	275		
TOTAL		55	55	55	55	55	55	55	275		

Notes:

Project schedule dates and selected budget information are not provided due to the ongoing nature of the project.

Appn. #: 7406

6. Debt Service on Phase I Bonds

CSA: Strategic Support
CSA Outcome: Safe and Functional Public Infrastructure, Facilities, and Equipment
Department: Public Works
Description: This allocation provides funding for debt service for Phase I of the Central Service Yard expansion.

EXPENDITURE SCHEDULE (000'S)											
Cost Elements	Prior Years	2013-14 Appn.	2013-14 Estimate	2014-15	2015-16	2016-17	2017-18	2018-19	5-Year Total	Beyond 5-Year	Project Total
Debt Service	25,117	1,675	1,675	1,670	1,663	1,666	1,661	1,658	8,318	8,283	43,393
TOTAL	25,117	1,675	1,675	1,670	1,663	1,666	1,661	1,658	8,318	8,283	43,393
FUNDING SOURCE SCHEDULE (000'S)											
General Fund	13,047										13,047
Service Yards Construction & Conveyance Tax Fund	12,070	1,675	1,675	1,670	1,663	1,666	1,661	1,658	8,318	8,283	30,346
TOTAL	25,117	1,675	1,675	1,670	1,663	1,666	1,661	1,658	8,318	8,283	43,393

Appn. #: 7060, 4752

Service Yards
2015-2019 Proposed Capital Improvement Program
Detail of Non-Construction Projects

7. Facilities Capital Repairs

CSA: Strategic Support
CSA Outcome: Safe and Functional Public Infrastructure, Facilities, and Equipment
Department: Public Works
Description: This allocation funds capital repairs at the City's Service Yards. Funding is used to address the maintenance requirements of Service Yard facilities to avoid significant failures.

EXPENDITURE SCHEDULE (000'S)											
Cost Elements	Prior Years	2013-14 Appn.	2013-14 Estimate	2014-15	2015-16	2016-17	2017-18	2018-19	5-Year Total	Beyond 5-Year	Project Total
Maintenance		25	25	25	25	25	25	25	125		
TOTAL		25	25	25	25	25	25	25	125		
FUNDING SOURCE SCHEDULE (000'S)											
Service Yards Construction & Conveyance Tax Fund		25	25	25	25	25	25	25	125		
TOTAL		25	25	25	25	25	25	25	125		

Notes:
 Project schedule dates and selected budget information are not provided due to the ongoing nature of the project.
Appn. #: 7388

8. Phase II Commercial Paper

CSA: Strategic Support
CSA Outcome: Safe and Functional Public Infrastructure, Facilities, and Equipment
Department: Public Works
Description: This allocation provides funding for payments on Phase II Commercial Paper. Due to a delay in the sale of the Main Yard, the City is required to pay interest on issued Commercial Paper until the property is sold. The sale of the Main Yard is projected to occur in 2015-2016. It is anticipated that the balance of the Commercial Paper will be paid off over a period of seven years after the sale of the Main Yard.

EXPENDITURE SCHEDULE (000'S)											
Cost Elements	Prior Years	2013-14 Appn.	2013-14 Estimate	2014-15	2015-16	2016-17	2017-18	2018-19	5-Year Total	Beyond 5-Year	Project Total
Debt Service	1,160	770	770	802	523	1,012	990	981	4,308	3,393	9,631
TOTAL	1,160	770	770	802	523	1,012	990	981	4,308	3,393	9,631
FUNDING SOURCE SCHEDULE (000'S)											
Service Yards Construction & Conveyance Tax Fund	1,160	770	770	802	523	1,012	990	981	4,308	3,393	9,631
TOTAL	1,160	770	770	802	523	1,012	990	981	4,308	3,393	9,631

Appn. #: 7005

Service Yards

2015-2019 Proposed Capital Improvement Program Detail of Non-Construction Projects

9. Service Yards Equipment

CSA: Strategic Support
CSA Outcome: Safe and Functional Public Infrastructure, Facilities, and Equipment
Department: Public Works
Description: This allocation funds the purchase of shop equipment including lifts, stands, overhead reels, air systems, and computer hardware.

EXPENDITURE SCHEDULE (000'S)											
Cost Elements	Prior Years	2013-14 Appn.	2013-14 Estimate	2014-15	2015-16	2016-17	2017-18	2018-19	5-Year Total	Beyond 5-Year	Project Total
Equipment		120	120	95	95	95	95	95	475		
TOTAL		120	120	95	95	95	95	95	475		
FUNDING SOURCE SCHEDULE (000'S)											
Service Yards Construction & Conveyance Tax Fund		120	120	95	95	95	95	95	475		
TOTAL		120	120	95	95	95	95	95	475		

Notes:
 Selected budget information is not provided due to the ongoing nature of this project.
Appn. #: 6088

10. Service Yards Management

CSA: Strategic Support
CSA Outcome: Safe and Functional Public Infrastructure, Facilities, and Equipment
Department: Public Works
Description: This allocation provides funding for Service Yards program staff.

EXPENDITURE SCHEDULE (000'S)											
Cost Elements	Prior Years	2013-14 Appn.	2013-14 Estimate	2014-15	2015-16	2016-17	2017-18	2018-19	5-Year Total	Beyond 5-Year	Project Total
Program Management		330	330	338	347	355	364	372	1,776		
TOTAL		330	330	338	347	355	364	372	1,776		
FUNDING SOURCE SCHEDULE (000'S)											
Service Yards Construction & Conveyance Tax Fund		330	330	338	347	355	364	372	1,776		
TOTAL		330	330	338	347	355	364	372	1,776		

Notes:
 Selected budget information is not provided due to the ongoing nature of this project.
Appn. #: 5886

Service Yards

2015-2019 Proposed Capital Improvement Program Detail of Non-Construction Projects

11. VTA Property Lease

CSA: Strategic Support
CSA Outcome: Safe and Functional Public Infrastructure, Facilities, and Equipment
Department: Public Works
Description: This allocation funds leased space now owned by the Valley Transportation Authority (VTA) that is adjacent to the Mabury Service Yard. This funding is necessary to provide critical parking and storage for Mabury Yard operations.

EXPENDITURE SCHEDULE (000'S)

Cost Elements	Prior Years	2013-14 Appn.	2013-14 Estimate	2014-15	2015-16	2016-17	2017-18	2018-19	5-Year Total	Beyond 5-Year	Project Total
Lease		20	20	20	20	20	20	20	100		
TOTAL		20	20	20	20	20	20	20	100		

FUNDING SOURCE SCHEDULE (000'S)

Service Yards Construction & Conveyance Tax Fund		20	20	20	20	20	20	20	100		
TOTAL		20	20	20	20	20	20	20	100		

Notes:

Selected budget information is not provided due to the ongoing nature of the project.

Appn. #: 4913



2014-2015 CAPITAL BUDGET

2015-2019 CAPITAL IMPROVEMENT PROGRAM



SERVICE YARDS

SUMMARY OF PROJECTS THAT START AFTER 2014-2015

The Summary of Projects that Start after 2014-2015 includes those projects that have funding budgeted starting after 2014-2015. On the Use of Funds statement, the projects in this summary are not numbered.

Service Yards

2015-2019 Proposed Capital Improvement Program

Summary of Projects that Start after 2014-2015

Project Name:	Repayment of Phase II Commercial Paper	Initial Start Date:	4th Qtr. 2008
5-Year CIP Budget:	\$18,000,000	Revised Start Date:	2nd Qtr. 2016
Total Budget:	\$18,000,000	Initial End Date:	4th Qtr. 2008
Council District:	N/A	Revised End Date:	2nd Qtr. 2016
USGBC LEED:	N/A		

Description: This allocation uses proceeds from the sale of the Main Yard property in Japantown for repayment of Commercial Paper that was used as a short-term financing mechanism for the Central Service Yard Phase II project.

PAGE IS INTENTIONALLY LEFT BLANK