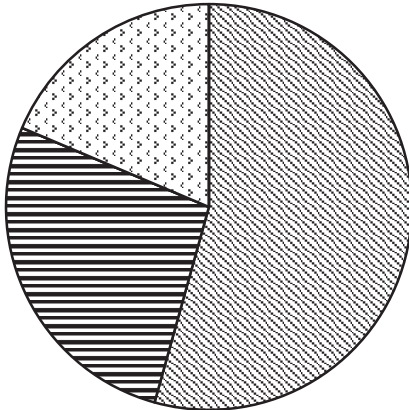


LIBRARY

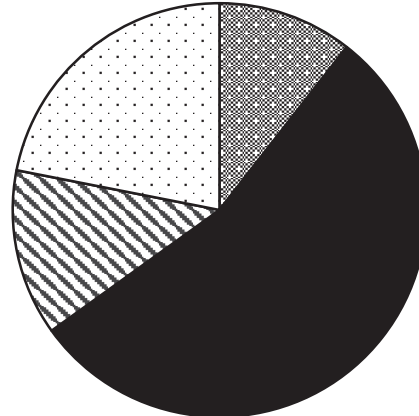
2017-2021 Capital Improvement Program

**2016-2017 Adopted
Source of Funds**



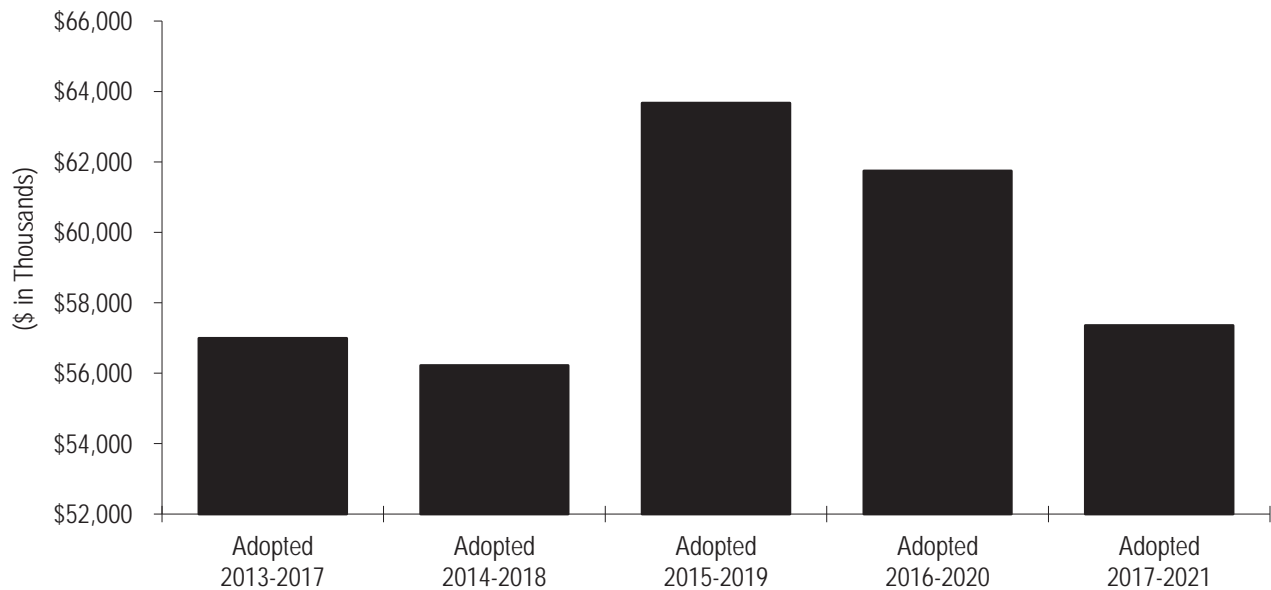
- ▣ Beginning Fund Balance
- ▣ Taxes, Fees and Charges
- ▣ Transfers and Misc. Revenue

**2016-2017 Adopted
Use of Funds**



- ▣ Construction Projects
- ▣ Non-Construction Projects
- ▣ Transfers and Reserves
- ▣ Ending Fund Balance

CIP History



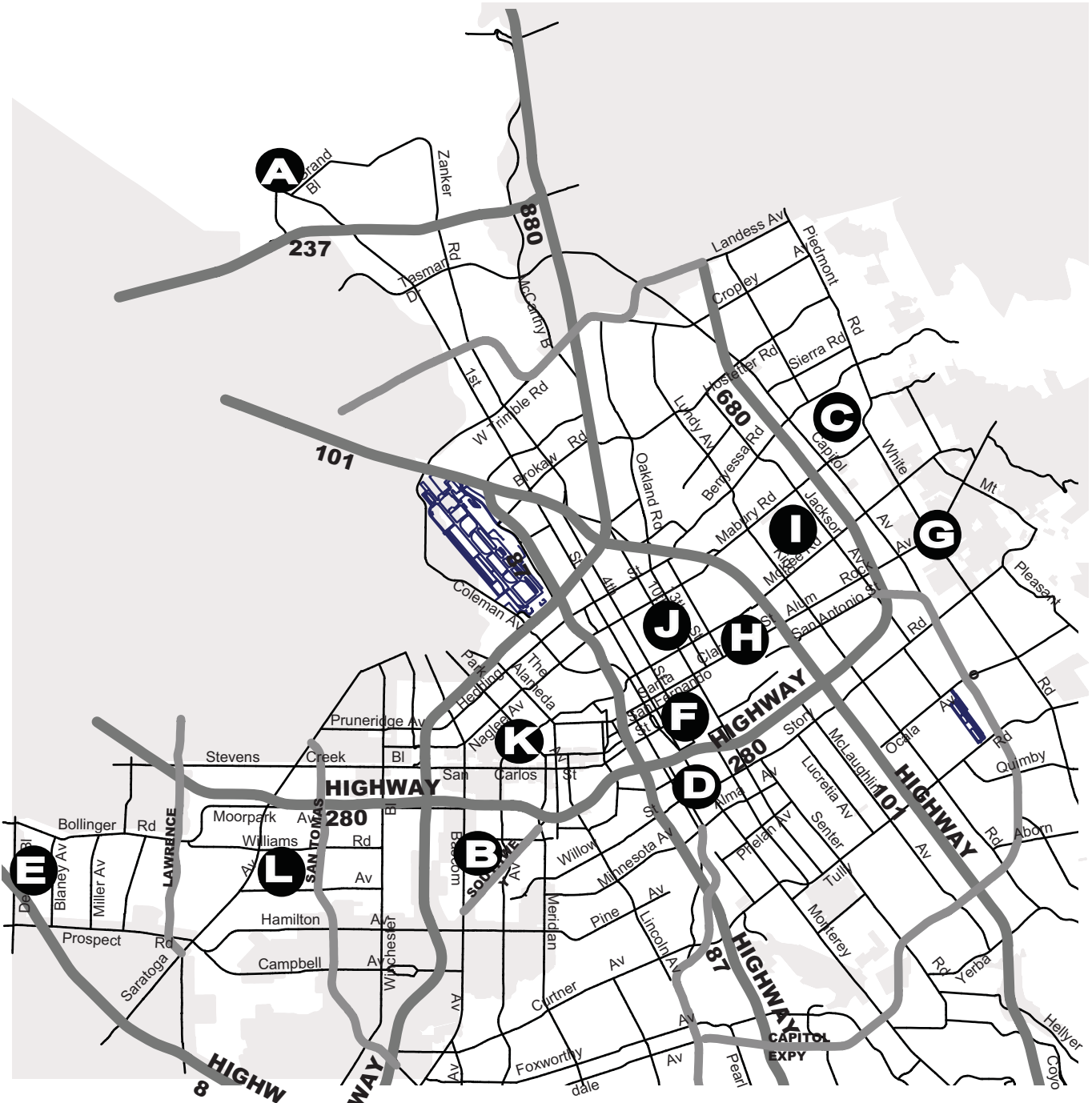
PAGE IS INTENTIONALLY LEFT BLANK

Library

2017-2021 Adopted Capital Improvement Program

San José Library Locations (North)

- A)** Alviso
- B)** Bascom
- C)** Berryessa
- D)** Biblioteca Latinoamericana
- E)** Calabazas
- F)** Dr. Martin Luther King, Jr.
- G)** Dr. Roberto Cruz Alum Rock
- H)** East San José Carnegie
- I)** Educational Park
- J)** Joyce Ellington
- K)** Rose Garden
- L)** West Valley



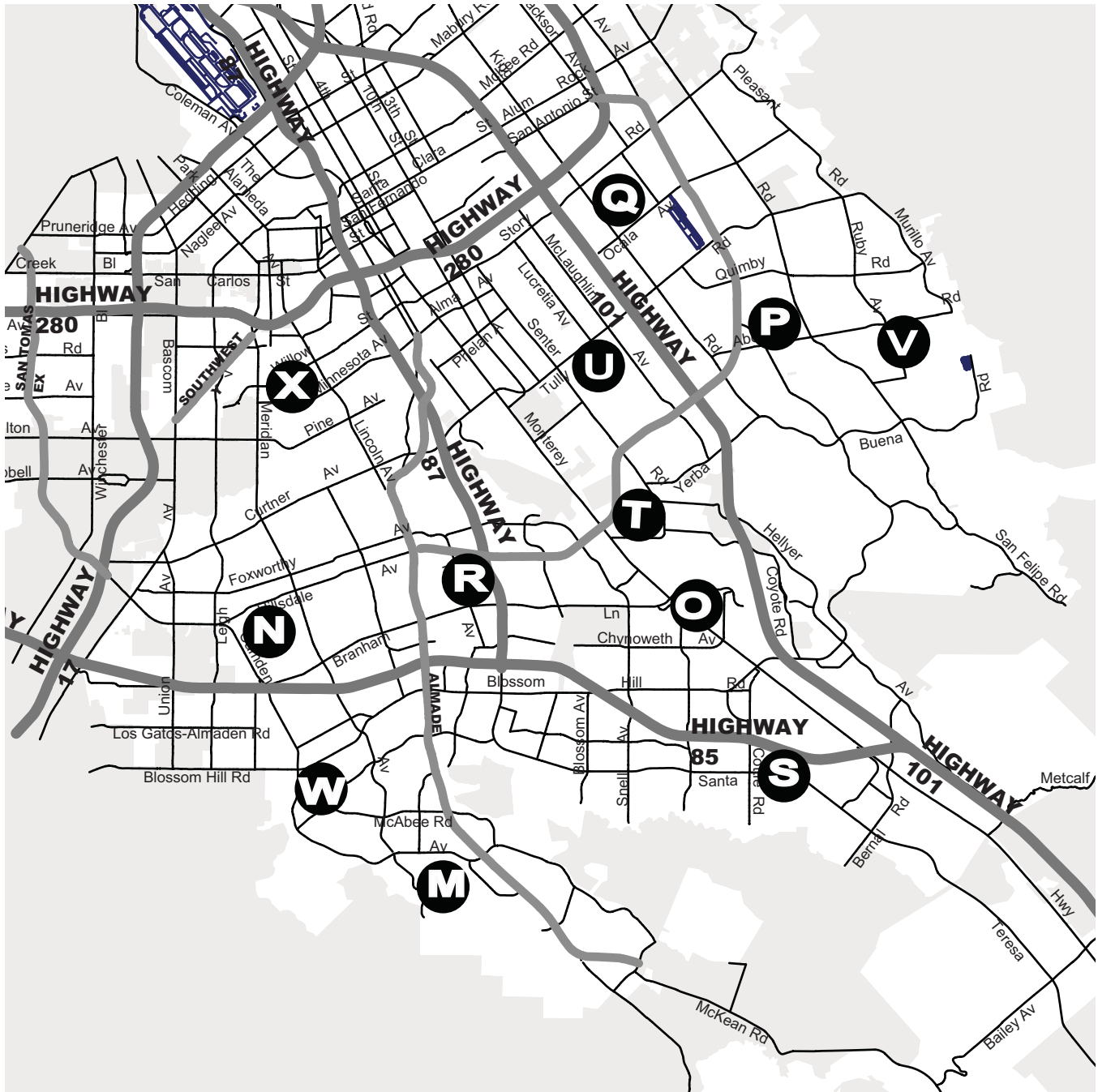
PAGE IS INTENTIONALLY LEFT BLANK

Library

2017-2021 Adopted Capital Improvement Program

San José Library Locations (South)

- M)** Almaden
- N)** Cambrian
- O)** Edenvale
- P)** Evergreen
- Q)** Hillview
- R)** Pearl Avenue
- S)** Santa Teresa
- T)** Seven Trees
- U)** Tully Community
- V)** Village Square
- W)** Vineland
- X)** Willow Glen



PAGE IS INTENTIONALLY LEFT BLANK

Library

2017-2021 Adopted Capital Improvement Program

Overview

INTRODUCTION

The Library Capital Program provides funding to construct new library facilities, acquire materials, install automation equipment to improve information access and electronic processing, and support other miscellaneous facility improvements.

The 2017-2021 Adopted Capital Improvement Program (CIP) provides funding of \$57.4 million, of which \$18.9 million is allocated in 2016-2017. The 5-year CIP includes \$13.8 million from the Library Parcel Tax (LPT). On June 3, 2014, over 81% of San José voters approved the continuation of the Library Parcel Tax for the next 25 years, starting in 2015-2016. This extension of the LPT provides the Library the stability needed to position the Department for growth.

SAN JOSE PUBLIC LIBRARY Annual Statistics as of June 30, 2016	
Number of Facilities Open in 2015-2016	24
Number of Materials Purchased in 2015-2016	322,000
Number of Materials Sorted by Automated Handling Machines	4,570,000
Percentage of Materials Checked Out with Self-Check Machines	91%

This program is part of the Neighborhood Services City Service Area (CSA) and supports the following outcomes: *Safe and Clean Parks, Facilities, and Attractions* and *Vibrant Cultural, Learning, Recreation, and Leisure Opportunities*.

PROGRAM PRIORITIES AND OBJECTIVES

The objective of the Library's CIP is to provide readily accessible, quality library services to San José residents. The following two metrics are used to help evaluate the availability of library resources:

- Square feet of library facilities per capita
 - 0.43 per capita without Dr. Martin Luther King, Jr. Library; and
 - 0.59 with Dr. Martin Luther King, Jr. Library
- Acquisition of books per year

The targets of 0.43 and 0.59 square feet of library facilities per capita were established as part of the Branch Facilities Master Plan (2000) assuming a population increase of approximately 18% between 1999-2000 and 2019-2020. These targets have driven the City's efforts to expand 14 and build six new branch libraries. With the final Village Square Branch library opened in April 2016, the San José Library system currently almost meets its target at 0.42 and 0.58 square feet of library facilities per capita. By 2020-2021, however, it is anticipated that square feet of library facilities per capita will fall slightly below the target.

Library

2017-2021 Adopted Capital Improvement Program

Overview

PROGRAM PRIORITIES AND OBJECTIVES

The Library Department also measures the acquisition of books per year. The goal for the 2017-2021 Adopted CIP is to acquire an average of 250,000 materials annually. Over the past few years, book acquisitions have exceeded the target due to the availability of the Library Parcel Tax funding, which has been used to supplement Construction and Conveyance (C&C) Tax funding to purchase materials, as well as the purchase of entirely new and complete collections for the newly opened branch libraries.

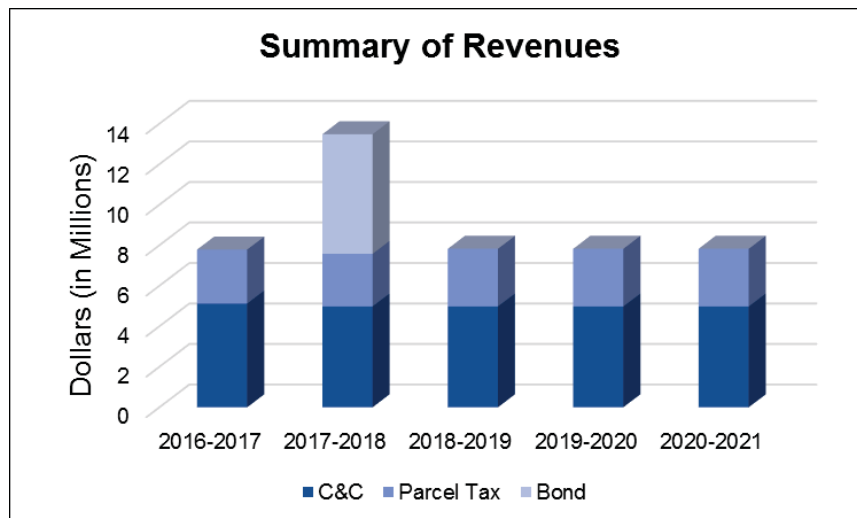
	<u>Target 2017-2021</u>	<u>Est. Actual 06/30/16</u>	<u>Estimated 2016-2017</u>	<u>Estimated 2020-2021</u>
Square feet of library facilities per capita (including King Library)	0.59	0.58	0.58	0.57
Square feet of library facilities per capita (excluding King Library)	0.43	0.42	0.41	0.41
Acquisition of materials per year	250,000*	314,000**	250,000	250,000

* Five-year average

** Includes purchases for the new Village Square Branch.

SOURCES OF FUNDING

The 2017-2021 Adopted CIP provides funding of \$57.4 million, of which \$18.9 million is allocated in 2016-2017. The program funding level decreased by \$4.3 million from \$61.7 million in the 2016-2020 Adopted CIP, mainly due to a lower level of C&C Tax fund balance being carried forward from 2015-2016, and a lower amount of funds remaining in the Branch Libraries Bond Projects fund, partially offset by higher Library Parcel Tax funds. Revenue for the 2017-2021 Adopted CIP is derived primarily from three sources: Library C&C Tax Revenues (\$25.0 million); the Library Parcel Tax (\$13.8 million); and bond proceeds in the Branch Libraries Bond Projects Fund (\$5.9 million).



Library

2017-2021 Adopted Capital Improvement Program

Overview

SOURCES OF FUNDING

The 2016-2017 Adopted Capital Budget estimate for C&C taxes is \$36.0 million, of which 14.2% (\$5.1 million) is allocated to the Library Capital Program. Approximately 96% of this tax is derived from a transfer tax imposed upon each transfer of real property, with the remaining 4% generated from a construction tax levied on most types of construction. The 2017-2021 CIP assumes 2015-2016 C&C revenues of \$38 million will fall slightly short of the 2014-2015 receipts of \$41.2 million by approximately 7.8%, decrease again in 2016-2017 to \$36.0 million and then will remain flat at \$35.0 million for each year of the CIP. Therefore, collections allocated to the Library Capital Program will total \$25.0 million over the five years of the CIP. For additional information regarding C&C Tax revenue, please refer to the Construction and Conveyance Tax section of the Summary of Capital Improvement Program Revenues, which is located in the Summary Information (Section III) of this CIP.

For many years, the Library Parcel Tax has been a significant source of support for the Library's Capital Budget. For 2016-2017, the Parcel Tax provides 32% of the \$7.0 million Acquisition of Materials budget and 35% of the \$1.1 million Automation Projects and System Maintenance budget. On June 3, 2014, over 81% of San José voters approved the continuation of the Library Parcel Tax for 25 years, beginning in 2015-2016. This commitment of Library resources is critical to maintaining the Library's ongoing efforts and supporting its potential growth.

The Branch Facilities Master Plan concluded that the City's branch library system needed significant capital improvements, including reconstruction or replacement of 14 of the 17 existing branches, and construction of six additional branches in under-served neighborhoods. In November 2000, 75.7% of San José voters approved a \$212 million Library bond measure to improve the branch library system in accordance with the Branch Facilities Master Plan. In April 2016, the new Village Square Branch Library was opened to the public, marking the completion of the last programmed bond project. The remaining balance of \$8.0 million in bond funds is allocated in the 2017-2021 Adopted CIP for branch library bond projects. This includes proceeds from the final sale (\$5.9 million), along with the remaining funding in this fund (\$2.1 million).

The 2017-2021 CIP moves the final sale of bonds for the Branch Libraries Bond Projects Fund out to 2017-2018 (\$5.9 million), which allows time to help identify potential bond-eligible projects. A new suite of bond-eligible projects will be identified in a future budget process.



Village Square Branch Library

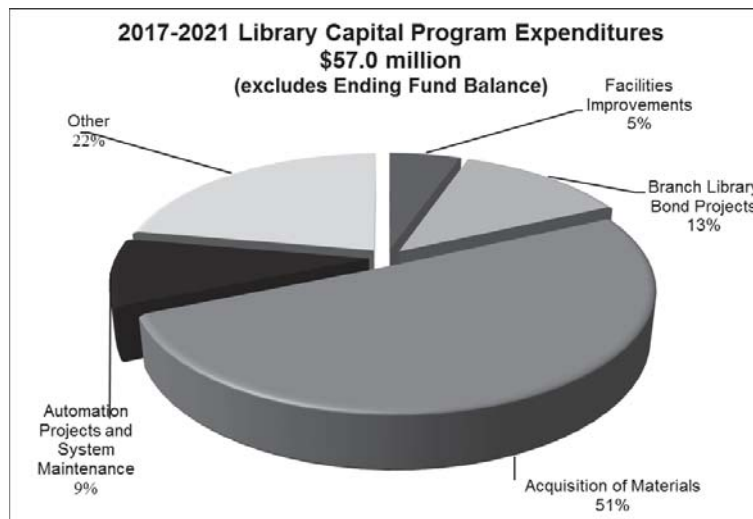
Library

2017-2021 Adopted Capital Improvement Program

Overview

PROGRAM HIGHLIGHTS

The Library Capital Program's expenditures are organized to show the use of funds in several categories. The following highlights the major projects in the program. For further information on the program's individual projects, please refer to the Detail Pages.



Branch Library Bond Projects

The 2017-2021 Adopted CIP contains funding for the installation of Radio Frequency Technology to manage Library materials (in the Materials Handling Technology project), and improvements and efficiency projects to the City's oldest branch libraries. In addition, \$5.9 million is set aside in a Library Bond Projects Improvement Reserve to be allocated in a future budget process after projects are identified and prioritized.

Facilities Improvements and Equipment

The 2017-2021 Adopted CIP continues funding for the improvement and maintenance of library facilities. Key improvements include sprinklers and escalators replacements at the Dr. Martin Luther King, Jr. Library (\$1.3 million) and preventative measures that include painting, carpet installation, parking lot repairs, heating, ventilation and air conditioning (HVAC) upgrades, and roof repairs or replacement (\$1.3 million).

Acquisition of Materials

A total of \$29.0 million is allocated in the 2017-2021 Adopted CIP for the purchase of new materials. This funding enables the Library Department to add new materials at all facilities, including non-English language materials, children's books, large type books, audio books, and media materials. On

Library

2017-2021 Adopted Capital Improvement Program

Overview

PROGRAM HIGHLIGHTS

on an annual basis, the Library needs to replenish its inventory to ensure the public has access to high quality and current materials.

Automation Projects and System Maintenance

The 2017-2021 Adopted CIP includes \$5.1 million for Automation Projects and System Maintenance, which will benefit all service outlets and work units. The Library Department will continue the installation and maintenance of internet and online reference sources for public use, conversion to Radio Frequency Identification self-service check-out systems, and additional computer workstations at all facilities. By the end of 2017-2018, 20 of 23 branch libraries will have Automated Materials Handling systems.



**Radio Frequency Identification
Self-Service Check-Out System**

MAJOR CHANGES FROM THE 2016-2020 ADOPTED CIP

The overall size of the Library CIP has decreased by \$4.3 million from \$61.7 million in the 2016-2020 Adopted CIP to \$57.4 million in the 2017-2021 Adopted CIP, which primarily results from the completion of the Village Square Branch Library. The following table outlines the most significant changes to project budgets, including new/augmented allocations and reduced/eliminated allocations.

Project	Incr/(Decr)
Dr. Martin Luther King, Jr. Library Major Maintenance	\$1.3 million
Dr. Martin Luther King, Jr. Library Escalator Replacements	\$915,000
Dr. Martin Luther King, Jr. Library Sprinkler Replacements	\$399,000

OPERATING BUDGET IMPACT

It is anticipated that there will be no additional operating and maintenance costs associated with projects included in the 2017-2021 Adopted CIP.

COUNCIL-APPROVED REVISIONS TO THE PROPOSED CAPITAL IMPROVEMENT PROGRAM

During the June budget hearings, City Council approved several changes to the Proposed Capital Improvement Program. The rebudgeting of unexpended funding for projects totaling \$1.9 million due to project delays was approved. For additional information regarding any of these approved actions, please refer to the Manager's Budget Addendum #30, as approved by the City Council on June 14, 2016.

PAGE IS INTENTIONALLY LEFT BLANK

2016-2017 CAPITAL BUDGET

2017-2021 CAPITAL IMPROVEMENT PROGRAM

LIBRARY

SOURCE OF FUNDS

USE OF FUNDS

SOUCE AND USE OF FUNDS STATEMENTS

2016-2017 USE OF FUNDS BY FUNDING SOURCE

The Source of Funds displays the capital revenues by funding source for each year of the Five-Year Capital Improvement Program. The Use of Funds displays the capital expenditures by line-item for each year of the five-year period. The Source and Use of Funds Statements display major categories of capital revenues and expenditures for each year over the five-year period. The Source and Use of Funds Statement for the Library Parcel Tax Fund can be found in the Operating Budget. The 2016-2017 Use of Funds by Funding Source displays the funding sources for the capital expenditures that are budgeted in 2016-2017.

Library

2017-2021 Adopted Capital Improvement Program Source of Funds (Combined)

SOURCE OF FUNDS	Estimated 2015-2016	2016-2017	2017-2018	2018-2019	2019-2020	2020-2021	5-Year Total
<u>Library Construction & Conveyance Tax Fund (393)</u>							
Beginning Fund Balance	13,871,102	8,823,152	4,091,337	2,668,337	1,458,337	834,337	8,823,152 *
Taxes, Fees and Charges:							
<u>Construction and Conveyance Tax</u>	5,404,000	5,119,000	4,977,000	4,977,000	4,977,000	4,977,000	25,027,000
Contributions, Loans and Transfers from:							
<u>Special Funds</u>							
- Emergency Reserve Fund		185					185
Interest Income	99,000	80,000	80,000	80,000	80,000	80,000	400,000
Miscellaneous Revenue							
- 2006 Tax Allocation Bond - King Library Capital Improvement		422,000	223,000	223,000	223,000	223,000	1,314,000
Reserve for Encumbrances	233,050						
Total Library Construction & Conveyance Tax Fund	19,607,152	14,444,337	9,371,337	7,948,337	6,738,337	6,114,337	35,564,337 *
<u>Library Parcel Tax Fund (418)</u>							
Contributions, Loans and Transfers from:							
<u>Special Funds</u>							
- Library Parcel Tax Fund	2,285,000	2,667,000	2,600,000	2,850,000	2,850,000	2,850,000	13,817,000
Total Library Parcel Tax Fund	2,285,000	2,667,000	2,600,000	2,850,000	2,850,000	2,850,000	13,817,000 *
<u>Branch Libraries Bond Projects Fund (472)</u>							
Beginning Fund Balance	3,775,115	1,454,538	55,538	169,538	44,538		1,454,538 *
Sale of Bonds			5,905,000				5,905,000

Library

2017-2021 Adopted Capital Improvement Program Source of Funds (Combined)

SOURCE OF FUNDS (CONT'D.)	Estimated 2015-2016	2016-2017	2017-2018	2018-2019	2019-2020	2020-2021	5-Year Total
<u>Branch Libraries Bond Projects Fund</u>							
(472)							
Contributions, Loans and Transfers from:							
<u>Capital Funds</u>							
- Library Construction and Conveyance Tax Fund	2,100,000	350,000	247,000				597,000
Interest Income	25,000	5,000	1,000	10,000	1,000		17,000
Reserve for Encumbrances	590,423						
Total Branch Libraries Bond Projects Fund	6,490,538	1,809,538	6,208,538	179,538	45,538		7,973,538 *
TOTAL SOURCE OF FUNDS	28,382,690	18,920,875	18,179,875	10,977,875	9,633,875	8,964,337	57,354,875 *

* The 2017-2018 through 2020-2021 Beginning Balances are excluded from the FIVE-YEAR TOTAL SOURCE OF FUNDS to avoid multiple counting of the same funds.

Library

2017-2021 Adopted Capital Improvement Program

Use of Funds (Combined)

USE OF FUNDS	Estimated 2015-2016	2016-2017	2017-2018	2018-2019	2019-2020	2020-2021	5-Year Total
Construction Projects							
Branch Library Bond Projects							
Village Square Branch	4,300,000	100,000					100,000
1. Alviso Branch Reconfiguration		300,000					300,000
2. Branch Efficiency Projects	700,000	305,000	185,000	185,000	95,538	65,000	835,538
3. Miscellaneous Post Construction Costs		100,000					100,000
4. Village Square Branch Library Improvements	20,000	80,000					80,000
Total Branch Library Bond Projects	5,020,000	885,000	185,000	185,000	95,538	65,000	1,415,538
Other Construction Projects							
Dr. Martin Luther King, Jr. Library Major Maintenance			500,000	750,000			1,250,000
Mobile Maker[Space]ship Vehicle	419,000	11,000					11,000
5. Dr. Martin Luther King, Jr. Library Escalator Replacements		23,000	223,000	223,000	223,000	223,000	915,000
6. Dr. Martin Luther King, Jr. Library Sprinkler Replacements		399,000					399,000
7. Facilities Improvements	600,000	680,000	600,000	600,000	600,000	600,000	3,080,000
Total Other Construction Projects	1,019,000	1,113,000	1,323,000	1,573,000	823,000	823,000	5,655,000
Total Construction Projects	6,039,000	1,998,000	1,508,000	1,758,000	918,538	888,000	7,070,538
Non-Construction							
General Non-Construction							
Branch Libraries Fixtures, Furnishings and Equipment	807,000						

Library

2017-2021 Adopted Capital Improvement Program

Use of Funds (Combined)

USE OF FUNDS (CONT'D.)	Estimated 2015-2016	2016-2017	2017-2018	2018-2019	2019-2020	2020-2021	5-Year Total
Non-Construction							
General Non-Construction							
Branch Library Bond Projects	10,000						
Capital Program and Public Works Department Support Service Costs	6,000						
Infrastructure Management System	132,000	121,000	127,000	133,000	140,000	147,000	668,000
Mobile Maker[Space]ship Technology					130,000		130,000
San José Library Foundation Support	50,000						
8. Acquisition of Materials	5,318,000	7,035,000	5,500,000	5,500,000	5,500,000	5,500,000	29,035,000
9. Automation Projects and System Maintenance	972,000	1,140,000	1,000,000	1,000,000	1,000,000	1,000,000	5,140,000
10. Building Assessment Study		100,000					100,000
11. Facilities Management	211,000	366,000	376,000	387,000	399,000	411,000	1,939,000
12. General Equipment and Furnishings	273,000	350,000	358,000	366,000	375,000	383,000	1,832,000
13. Materials Handling Technology	1,812,000	1,000,000					1,000,000
14. Program Management - Library Bond Projects	36,000	14,000	14,000	15,000	15,000		58,000
15. Program Management - Library Capital Program	214,000	190,000	196,000	202,000	208,000	214,000	1,010,000
Total General Non-Construction	9,841,000	10,316,000	7,571,000	7,603,000	7,767,000	7,655,000	40,912,000
Contributions, Loans and Transfers to General Fund							
Transfer to the General Fund - Human Resources/Payroll/Budget Systems Upgrade	3,000						
Transfer to the General Fund - Interest Income	99,000	80,000	80,000	80,000	80,000	80,000	400,000

Library

2017-2021 Adopted Capital Improvement Program

Use of Funds (Combined)

USE OF FUNDS (CONT'D.)	Estimated 2015-2016	2016-2017	2017-2018	2018-2019	2019-2020	2020-2021	5-Year Total
Non-Construction							
Total Contributions, Loans and Transfers to General Fund	102,000	80,000	80,000	80,000	80,000	80,000	400,000
Contributions, Loans and Transfers to Capital Funds							
Transfer to the Branch Libraries Bond Projects Fund	2,100,000	350,000	247,000				597,000
Total Contributions, Loans and Transfers to Capital Funds	2,100,000	350,000	247,000				597,000
Contributions, Loans and Transfers to Special Funds							
Transfer to the City Hall Debt Service Fund	23,000	30,000	31,000	34,000	34,000	34,000	163,000
Total Contributions, Loans and Transfers to Special Funds	23,000	30,000	31,000	34,000	34,000	34,000	163,000
Reserves							
Future Capital Projects Reserve		2,000,000					2,000,000
Library Bond Projects Improvements Reserve			5,905,000				5,905,000
Total Reserves		2,000,000	5,905,000				7,905,000
Total Non-Construction	12,066,000	12,776,000	13,834,000	7,717,000	7,881,000	7,769,000	49,977,000
Ending Fund Balance	10,277,690	4,146,875	2,837,875	1,502,875	834,337	307,337	307,337*
TOTAL USE OF FUNDS	28,382,690	18,920,875	18,179,875	10,977,875	9,633,875	8,964,337	57,354,875*

V - 267

* The 2016-2017 through 2019-2020 Ending Balances are excluded from the FIVE-YEAR TOTAL USE OF FUNDS to avoid multiple counting of the same funds.

Library

2017-2021 Adopted Capital Improvement Program Library Construction & Conveyance Tax Fund (393)

Statement of Source and Use of Funds

	<u>Estimated 2015-2016</u>	<u>2016-2017</u>	<u>2017-2018</u>	<u>2018-2019</u>	<u>2019-2020</u>	<u>2020-2021</u>	<u>5-Year Total</u>
<u>SOURCE OF FUNDS</u>							
Beginning Fund Balance *	13,871,102	8,823,152	4,091,337	2,668,337	1,458,337	834,337	8,823,152
Contributions, Loans and Transfers		185					185
Interest Income	99,000	80,000	80,000	80,000	80,000	80,000	400,000
Miscellaneous Revenue		422,000	223,000	223,000	223,000	223,000	1,314,000
Reserve for Encumbrances	233,050						
Taxes, Fees and Charges	5,404,000	5,119,000	4,977,000	4,977,000	4,977,000	4,977,000	25,027,000
TOTAL SOURCE OF FUNDS	<u>19,607,152</u>	<u>14,444,337</u>	<u>9,371,337</u>	<u>7,948,337</u>	<u>6,738,337</u>	<u>6,114,337</u>	<u>35,564,337</u>
<u>USE OF FUNDS</u>							
Construction Projects	1,039,000	1,258,000	1,388,000	1,638,000	888,000	888,000	6,060,000
Contributions, Loans and Transfers	2,225,000	460,000	358,000	114,000	114,000	114,000	1,160,000
Non-Construction	7,520,000	6,635,000	4,957,000	4,738,000	4,902,000	4,805,000	26,037,000
Reserves		2,000,000					2,000,000
Ending Fund Balance **	8,823,152	4,091,337	2,668,337	1,458,337	834,337	307,337	307,337
TOTAL USE OF FUNDS	<u>19,607,152</u>	<u>14,444,337</u>	<u>9,371,337</u>	<u>7,948,337</u>	<u>6,738,337</u>	<u>6,114,337</u>	<u>35,564,337</u>

* The 2017-2018 through 2020-2021 Beginning Fund Balances are excluded from the FIVE-YEAR TOTAL SOURCE OF FUNDS to avoid multiple counting of the same funds.

** The 2016-2017 through 2019-2020 Ending Fund Balances are excluded from the FIVE-YEAR TOTAL USE OF FUNDS to avoid multiple counting of the same funds.

Library

**2017-2021 Adopted Capital Improvement Program
Library Parcel Tax Fund (418)**

Statement of Source and Use of Funds

	<u>Estimated 2015-2016</u>	<u>2016-2017</u>	<u>2017-2018</u>	<u>2018-2019</u>	<u>2019-2020</u>	<u>2020-2021</u>	<u>5-Year Total</u>
<u>SOURCE OF FUNDS</u>							
Contributions, Loans and Transfers	2,285,000	2,667,000	2,600,000	2,850,000	2,850,000	2,850,000	13,817,000
TOTAL SOURCE OF FUNDS	<u>2,285,000</u>	<u>2,667,000</u>	<u>2,600,000</u>	<u>2,850,000</u>	<u>2,850,000</u>	<u>2,850,000</u>	<u>13,817,000</u>
<u>USE OF FUNDS</u>							
Non-Construction	2,285,000	2,667,000	2,600,000	2,850,000	2,850,000	2,850,000	13,817,000
Ending Fund Balance **							
TOTAL USE OF FUNDS	<u>2,285,000</u>	<u>2,667,000</u>	<u>2,600,000</u>	<u>2,850,000</u>	<u>2,850,000</u>	<u>2,850,000</u>	<u>13,817,000</u>

* The 2017-2018 through 2020-2021 Beginning Fund Balances are excluded from the FIVE-YEAR TOTAL SOURCE OF FUNDS to avoid multiple counting of the same funds.

** The 2016-2017 through 2019-2020 Ending Fund Balances are excluded from the FIVE-YEAR TOTAL USE OF FUNDS to avoid multiple counting of the same funds.

Library

2017-2021 Adopted Capital Improvement Program Branch Libraries Bond Projects Fund (472)

Statement of Source and Use of Funds

	<u>Estimated 2015-2016</u>	<u>2016-2017</u>	<u>2017-2018</u>	<u>2018-2019</u>	<u>2019-2020</u>	<u>2020-2021</u>	<u>5-Year Total</u>
<u>SOURCE OF FUNDS</u>							
Beginning Fund Balance *	3,775,115	1,454,538	55,538	169,538	44,538		1,454,538
Contributions, Loans and Transfers	2,100,000	350,000	247,000				597,000
Interest Income	25,000	5,000	1,000	10,000	1,000		17,000
Reserve for Encumbrances	590,423						
Sale of Bonds			5,905,000				5,905,000
TOTAL SOURCE OF FUNDS	<u>6,490,538</u>	<u>1,809,538</u>	<u>6,208,538</u>	<u>179,538</u>	<u>45,538</u>	<u>0</u>	<u>7,973,538</u>
<u>USE OF FUNDS</u>							
Construction Projects	5,000,000	740,000	120,000	120,000	30,538		1,010,538
Contributions, Loans and Transfers							
Non-Construction	36,000	1,014,000	14,000	15,000	15,000		1,058,000
Reserves			5,905,000				5,905,000
Ending Fund Balance **	1,454,538	55,538	169,538	44,538			
TOTAL USE OF FUNDS	<u>6,490,538</u>	<u>1,809,538</u>	<u>6,208,538</u>	<u>179,538</u>	<u>45,538</u>	<u>0</u>	<u>7,973,538</u>

* The 2017-2018 through 2020-2021 Beginning Fund Balances are excluded from the FIVE-YEAR TOTAL SOURCE OF FUNDS to avoid multiple counting of the same funds.

** The 2016-2017 through 2019-2020 Ending Fund Balances are excluded from the FIVE-YEAR TOTAL USE OF FUNDS to avoid multiple counting of the same funds.

Library

2017-2021 Adopted Capital Improvement Program 2016-2017 Use of Funds by Funding Source

	(393) Library Construction & Conveyance Tax Fund	(418) Library Parcel Tax Fund	(472) Branch Libraries Bond Projects Fund	Total
TOTAL RESOURCES	14,444,337	2,667,000	1,809,538	18,920,875
<u>Construction Projects</u>				
Branch Library Bond Projects				
Village Square Branch			100,000	100,000
1. Alviso Branch Reconfiguration			300,000	300,000
2. Branch Efficiency Projects	65,000		240,000	305,000
3. Miscellaneous Post Construction Costs			100,000	100,000
4. Village Square Branch Library Improvements	80,000			80,000
Total Branch Library Bond Projects	145,000		740,000	885,000
Other Construction Projects				
Mobile Maker[Space]ship Vehicle	11,000			11,000
5. Dr. Martin Luther King, Jr. Library Escalator Replacements	23,000			23,000
6. Dr. Martin Luther King, Jr. Library Sprinkler Replacements	399,000			399,000
7. Facilities Improvements	680,000			680,000
Total Other Construction Projects	1,113,000			1,113,000
<u>Total Construction Projects</u>	1,258,000		740,000	1,998,000

Library

2017-2021 Adopted Capital Improvement Program 2016-2017 Use of Funds by Funding Source

	(393) Library Construction & Conveyance Tax Fund	(418) Library Parcel Tax Fund	(472) Branch Libraries Bond Projects Fund	Total
General Non-Construction				
	121,000			121,000
8. Acquisition of Materials	4,768,000	2,267,000		7,035,000
9. Automation Projects and System Maintenance	740,000	400,000		1,140,000
10. Building Assessment Study	100,000			100,000
11. Facilities Management	366,000			366,000
12. General Equipment and Furnishings	350,000			350,000
13. Materials Handling Technology			1,000,000	1,000,000
14. Program Management - Library Bond Projects			14,000	14,000
15. Program Management - Library Capital Program	190,000			190,000
Total General Non-Construction	6,635,000	2,667,000	1,014,000	10,316,000
Contributions, Loans and Transfers to General Fund				
Transfer to the General Fund - Interest Income	80,000			80,000
Total Contributions, Loans and Transfers to General Fund	80,000			80,000

Library

2017-2021 Adopted Capital Improvement Program 2016-2017 Use of Funds by Funding Source

	(393) Library Construction & Conveyance Tax Fund	(418) Library Parcel Tax Fund	(472) Branch Libraries Bond Projects Fund	Total
<u>Non-Construction</u>				
Contributions, Loans and Transfers to Capital Funds				
Transfer to the Branch Libraries Bond Projects Fund	350,000			350,000
Total Contributions, Loans and Transfers to Capital Funds	350,000			350,000
Contributions, Loans and Transfers to Special Funds				
Transfer to the City Hall Debt Service Fund	30,000			30,000
Total Contributions, Loans and Transfers to Special Funds	30,000			30,000
Reserves				
Future Capital Projects Reserve	2,000,000			2,000,000
Total Reserves	2,000,000			2,000,000
<u>Total Non-Construction</u>	9,095,000	2,667,000	1,014,000	12,776,000
Ending Fund Balance	4,091,337		55,538	4,146,875
TOTAL USE OF FUNDS	14,444,337	2,667,000	1,809,538	18,920,875

PAGE IS INTENTIONALLY LEFT BLANK

2016-2017 CAPITAL BUDGET

2017-2021 CAPITAL IMPROVEMENT PROGRAM

LIBRARY

DETAIL OF CONSTRUCTION PROJECTS

DETAIL OF NON-CONSTRUCTION PROJECTS

The Detail of Construction Projects section provides information on the individual construction projects with funding in 2016-2017. The Detail of Non-Construction Projects section is abbreviated and provides information on the individual non-construction project, with funding in 2016-2017. On the Use of Funds statement, these projects are numbered.

Library

2017-2021 Adopted Capital Improvement Program Detail of Construction Projects

1. Alviso Branch Reconfiguration

CSA:	Neighborhood Services	Initial Start Date:	3rd Qtr. 2015
CSA Outcome:	Safe and Clean Parks, Facilities, and Attractions	Revised Start Date:	4th Qtr. 2016
Department:	Library	Initial Completion Date:	2nd Qtr. 2016
Council District:	4	Revised Completion Date:	2nd Qtr. 2017
Location:	5050 North First Street		

Description: This project provides funding to add improvements at the Alviso Branch Library that include: creating separate dedicated computer use areas for children and adults; modifying the interior layout of the Branch to improve use of space in both the public and staff work areas; and enclosing an area of the branch to give access to a community room even when the library is closed.

Justification: The Library bond measure supported the construction or expansion of 20 branch libraries; Alviso Branch was not one of them. This library, one of the oldest branches in the network, is in the North San José area, which is a community that has grown substantially since the November 2000 passage of the bond measure. These improvements enhance the library that serves this community.

EXPENDITURE SCHEDULE (000'S)

Cost Elements	Prior Years	2015-16 Appn.	2015-16 Estimate	2016-17	2017-18	2018-19	2019-20	2020-21	5-Year Total	Beyond 5-Year	Project Total
Construction		150		300					300		300
TOTAL		150		300					300		300

FUNDING SOURCE SCHEDULE (000'S)

Branch Libraries Bond Projects Fund		150		300					300		300
TOTAL		150		300					300		300

ANNUAL OPERATING BUDGET IMPACT (000'S)

None

Major Changes in Project Cost:

None

Notes:

FY Initiated:	2015-2016	Appn. #:	6406
Initial Project Budget:	\$300,000	USGBC LEED:	N/A

Library

2017-2021 Adopted Capital Improvement Program Detail of Construction Projects

2. Branch Efficiency Projects

CSA:	Neighborhood Services	Initial Start Date:	3rd Qtr. 2010
CSA Outcome:	Safe and Clean Parks, Facilities, and Attractions	Revised Start Date:	
Department:	Library	Initial Completion Date:	2nd Qtr. 2011
Council District:	City-wide	Revised Completion Date:	2nd Qtr. 2021
Location:	Various		

Description: This allocation provides funding for various capital projects that will improve workflow efficiency, reduce energy costs, and/or reduce maintenance costs.

Justification: Investment in these various capital projects will result in long-term reductions in branch library operating costs.

EXPENDITURE SCHEDULE (000'S)

Cost Elements	Prior Years	2015-16 Appn.	2015-16 Estimate	2016-17	2017-18	2018-19	2019-20	2020-21	5-Year Total	Beyond 5-Year	Project Total
Construction	622	175	175	47	47	47	47	16	204		1,001
Equipment	2,164	525	525	258	138	138	49	49	632		3,321
TOTAL	2,786	700	700	305	185	185	96	65	836		4,322

FUNDING SOURCE SCHEDULE (000'S)

Library Construction & Conveyance Tax Fund				65	65	65	65	65	325		325
Branch Libraries Bond	2,786	700	700	240	120	120	31		511		3,997
Projects Fund											
TOTAL	2,786	700	700	305	185	185	96	65	836		4,322

ANNUAL OPERATING BUDGET IMPACT (000'S)

None

Major Changes in Project Cost:

2011-2015 CIP - increase of \$1.1 million for the purchase of additional automated materials check-in and sorting machines for branch libraries.

2012-2016 CIP - increase of \$1.0 million to expand the scope of the project.

2016-2020 CIP - increase of \$675,000 to fund security cameras and LED enhancements in branch parking lots and some interiors.

2017-2021 CIP - decrease of \$403,000, as the Library Department is focusing on larger scale projects.

Notes:

FY Initiated:	2010-2011	Appn. #:	7175
Initial Project Budget:	\$2,000,000	USGBC LEED:	N/A

Library

2017-2021 Adopted Capital Improvement Program Detail of Construction Projects

3. Miscellaneous Post Construction Costs

CSA:	Neighborhood Services	Initial Start Date:	Ongoing
CSA Outcome:	Safe and Clean Parks, Facilities, and Attractions	Revised Start Date:	
Department:	Library	Initial Completion Date:	Ongoing
Council District:	City-wide	Revised Completion Date:	
Location:	Various		

Description: This allocation provides funding for miscellaneous post construction costs that are occasionally needed for completed bond-funded branch libraries.

Justification: This allocation provides funding for necessary expenses that sometimes occur after the new branch library has opened and the project budget has been eliminated.

EXPENDITURE SCHEDULE (000'S)											
Cost Elements	Prior Years	2015-16 Appn.	2015-16 Estimate	2016-17	2017-18	2018-19	2019-20	2020-21	5-Year Total	Beyond 5-Year	Project Total
Post Construction				100					100		
TOTAL				100					100		

FUNDING SOURCE SCHEDULE (000'S)											
Branch Libraries Bond Projects Fund				100					100		
TOTAL				100					100		

ANNUAL OPERATING BUDGET IMPACT (000'S)											
None											

Major Changes in Project Cost:
N/A

Notes:
Project schedule dates and selected budget information are not provided due to the ongoing nature of this project. Now that the Library bond-funded projects are nearly complete, this ongoing project has funding programmed through 2016-2017 only.

FY Initiated:	Ongoing	Appn. #:	6677
Initial Project Budget:		USGBC LEED:	N/A

Library

2017-2021 Adopted Capital Improvement Program Detail of Construction Projects

4. Village Square Branch Library Improvements

CSA:	Neighborhood Services	Initial Start Date:	3rd Qtr. 2015
CSA Outcome:	Vibrant Cultural, Learning, Recreation, and Leisure Opportunities	Revised Start Date:	
Department:	Library	Initial Completion Date:	2nd Qtr. 2016
Council District:	8	Revised Completion Date:	4th Qtr. 2016
Location:	4001 Evergreen Village Square		

Description: This project funds enhancements inside the new Village Square Branch Library. This new facility, opened in April 2016, will now include interactive digital displays for curated historic and educational presentations and interactive children's furniture.

Justification: These improvements will further enhance the experience of customers visiting Village Square Branch Library with the use of interactive digital displays for presentations.

EXPENDITURE SCHEDULE (000'S)											
Cost Elements	Prior Years	2015-16 Appn.	2015-16 Estimate	2016-17	2017-18	2018-19	2019-20	2020-21	5-Year Total	Beyond 5-Year	Project Total
Equipment		100	20	80					80		100
TOTAL		100	20	80					80		100

FUNDING SOURCE SCHEDULE (000'S)											
Cost Elements	Prior Years	2015-16 Appn.	2015-16 Estimate	2016-17	2017-18	2018-19	2019-20	2020-21	5-Year Total	Beyond 5-Year	Project Total
Library Construction & Conveyance Tax Fund		100	20	80					80		100
TOTAL		100	20	80					80		100

ANNUAL OPERATING BUDGET IMPACT (000'S)										
None										

Major Changes in Project Cost:

None

Notes:

FY Initiated:	2015-2016	Appn. #:	6362
Initial Project Budget:	\$100,000	USGBC LEED:	N/A

Library

2017-2021 Adopted Capital Improvement Program Detail of Construction Projects

5. Dr. Martin Luther King, Jr. Library Escalator Replacements

CSA:	Neighborhood Services	Initial Start Date:	3rd Qtr. 2016
CSA Outcome:	Safe and Clean Parks, Facilities, and Attractions	Revised Start Date:	
Department:	Library	Initial Completion Date:	2nd Qtr. 2023
Council District:	3	Revised Completion Date:	
Location:	150 East San Fernando Street		

Description: This project provides funding for the six escalator replacements at Dr. Martin Luther King, Jr. Library. The replacement projects are scheduled through 2022-2023. Per the agreement between the City and San José State University (SJSU), this project will be managed by SJSU's Facilities Development and Operations Department in coordination with the Library Department. The identified expense in the CIP reflects the City's estimated 50% cost-share amount.

Justification: This project will replace the escalators that are nearing the end of their useful life and will reduce the increasing maintenance and repair costs of the aging escalators.

EXPENDITURE SCHEDULE (000'S)

Cost Elements	Prior Years	2015-16 Appn.	2015-16 Estimate	2016-17	2017-18	2018-19	2019-20	2020-21	5-Year Total	Beyond 5-Year	Project Total
Construction			23	223	223	223	223	223	915	446	1,361
TOTAL			23	223	223	223	223	223	915	446	1,361

FUNDING SOURCE SCHEDULE (000'S)

Library Construction & Conveyance Tax Fund	23	223	223	223	223	223	915	446	1,361
TOTAL	23	223	223	223	223	223	915	446	1,361

ANNUAL OPERATING BUDGET IMPACT (000'S)

None

Major Changes in Project Cost:

None

Notes:

FY Initiated:	2016-2017	Appn. #:	7861
Initial Project Budget:	\$1,361,000	USGBC LEED:	N/A

Library

2017-2021 Adopted Capital Improvement Program Detail of Construction Projects

6. Dr. Martin Luther King, Jr. Library Sprinkler Replacements

CSA:	Neighborhood Services	Initial Start Date:	3rd Qtr. 2016
CSA Outcome:	Safe and Clean Parks, Facilities, and Attractions	Revised Start Date:	
Department:	Library	Initial Completion Date:	2nd Qtr. 2017
Council District:	3	Revised Completion Date:	
Location:	150 East San Fernando Street		

Description: This project provides funding for the sprinkler replacements in the basement of the Dr. Martin Luther King, Jr. Library. Per the agreement between the City and San José State University (SJSU), this project will be managed by SJSU's Facilities Development and Operations Department in coordination with the Library Department. The identified expense in the CIP reflects the City's estimated 50% cost-share amount.

Justification: This project will replace the leaky sprinkler and fire lines to prevent any water damage in the basement.

EXPENDITURE SCHEDULE (000'S)

Cost Elements	Prior Years	2015-16 Appn.	2015-16 Estimate	2016-17	2017-18	2018-19	2019-20	2020-21	5-Year Total	Beyond 5-Year	Project Total
Construction				399					399		399
TOTAL				399					399		399

FUNDING SOURCE SCHEDULE (000'S)

Library Construction & Conveyance Tax Fund	399		399	399
TOTAL	399		399	399

ANNUAL OPERATING BUDGET IMPACT (000'S)

None

Major Changes in Project Cost:

None

Notes:

FY Initiated:	2016-2017	Appn. #:	7862
Initial Project Budget:	\$399,000	USGBC LEED:	N/A

Library

2017-2021 Adopted Capital Improvement Program Detail of Construction Projects

7. Facilities Improvements

CSA:	Neighborhood Services	Initial Start Date:	Ongoing
CSA Outcome:	Safe and Clean Parks, Facilities, and Attractions	Revised Start Date:	
Department:	Library	Initial Completion Date:	Ongoing
Council District:	City-wide	Revised Completion Date:	
Location:	City-wide		

Description: This allocation provides ongoing funding for roof and carpet replacement and other capital improvement needs, including emergency repairs. Projects are scheduled as needed throughout the fiscal year.

Justification: Capital maintenance is required to ensure that the City's investment in facilities is protected in a cost-effective manner.

EXPENDITURE SCHEDULE (000'S)

Cost Elements	Prior Years	2015-16 Appn.	2015-16 Estimate	2016-17	2017-18	2018-19	2019-20	2020-21	5-Year Total	Beyond 5-Year	Project Total
Construction		600	600	680	600	600	600	600	3,080		
TOTAL		600	600	680	600	600	600	600	3,080		

FUNDING SOURCE SCHEDULE (000'S)

Library Construction & Conveyance Tax Fund		600	600	680	600	600	600	600	3,080
TOTAL		600	600	680	600	600	600	600	3,080

ANNUAL OPERATING BUDGET IMPACT (000'S)

None

Major Changes in Project Cost:

N/A

Notes:

Project schedule dates and selected budget information are not provided due to the ongoing nature of this project.

FY Initiated:	Ongoing	Appn. #:	5884
Initial Project Budget:		USGBC LEED:	N/A

Library

2017-2021 Adopted Capital Improvement Program Detail of Non-Construction Projects

8. Acquisition of Materials

CSA: Neighborhood Services
CSA Outcome: Vibrant Cultural, Learning, Recreation, and Leisure Opportunities
Department: Library
Description: This allocation provides funding for the acquisition of books, periodical subscriptions, DVDs/Blu-rays, electronic resources, and other types of materials for the Library's collection.

EXPENDITURE SCHEDULE (000'S)											
Cost Elements	Prior Years	2015-16 Appn.	2015-16 Estimate	2016-17	2017-18	2018-19	2019-20	2020-21	5-Year Total	Beyond 5-Year	Project Total
Library Materials		6,853	5,318	7,035	5,500	5,500	5,500	5,500	29,035		
TOTAL		6,853	5,318	7,035	5,500	5,500	5,500	5,500	29,035		
FUNDING SOURCE SCHEDULE (000'S)											
Library Construction & Conveyance Tax Fund		4,894	3,626	4,768	3,500	3,250	3,250	3,250	18,018		
Library Parcel Tax Fund		1,959	1,692	2,267	2,000	2,250	2,250	2,250	11,017		
TOTAL		6,853	5,318	7,035	5,500	5,500	5,500	5,500	29,035		

Notes:
 Selected budget information is not provided due to the ongoing nature of this project.

Appn. #: 4078

9. Automation Projects and System Maintenance

CSA: Neighborhood Services
CSA Outcome: Vibrant Cultural, Learning, Recreation, and Leisure Opportunities
Department: Library
Description: This allocation provides funding for automation equipment to improve information access and electronic processing. Funds may be used to purchase, maintain, and upgrade catalogs, automated reference resources, and costs related to the installation and maintenance of the online system.

EXPENDITURE SCHEDULE (000'S)											
Cost Elements	Prior Years	2015-16 Appn.	2015-16 Estimate	2016-17	2017-18	2018-19	2019-20	2020-21	5-Year Total	Beyond 5-Year	Project Total
Equipment		1,112	972	1,140	1,000	1,000	1,000	1,000	5,140		
TOTAL		1,112	972	1,140	1,000	1,000	1,000	1,000	5,140		
FUNDING SOURCE SCHEDULE (000'S)											
Library Construction & Conveyance Tax Fund		519	379	740	400	400	400	400	2,340		
Library Parcel Tax Fund		593	593	400	600	600	600	600	2,800		
TOTAL		1,112	972	1,140	1,000	1,000	1,000	1,000	5,140		

Notes:
 Selected budget information is not provided due to the ongoing nature of this project.

Appn. #: 4083

Library

2017-2021 Adopted Capital Improvement Program Detail of Non-Construction Projects

10. Building Assessment Study

CSA: Neighborhood Services
CSA Outcome: Vibrant Cultural, Learning, Recreation, and Leisure Opportunities
Department: Library
Description: This project provides funding for a Building Assessment Study to plan for and identify mid-term and long-term maintenance, repairs, and infrastructure replacements to the City's Branch Library Buildings.

EXPENDITURE SCHEDULE (000'S)											
Cost Elements	Prior Years	2015-16 Appn.	2015-16 Estimate	2016-17	2017-18	2018-19	2019-20	2020-21	5-Year Total	Beyond 5-Year	Project Total
Master Plan/Study				100					100		100
TOTAL				100					100		100
FUNDING SOURCE SCHEDULE (000'S)											
Library Construction & Conveyance Tax Fund				100					100		100
TOTAL				100					100		100
Appn. #:	7863										

11. Facilities Management

CSA: Neighborhood Services
CSA Outcome: Safe and Clean Parks, Facilities, and Attractions
Department: Library
Description: This allocation provides funding for a Capital Project Program Coordinator and Library Assistant to manage and monitor branch library facilities.

EXPENDITURE SCHEDULE (000'S)											
Cost Elements	Prior Years	2015-16 Appn.	2015-16 Estimate	2016-17	2017-18	2018-19	2019-20	2020-21	5-Year Total	Beyond 5-Year	Project Total
Program Management		211	211	366	376	387	399	411	1,939		
TOTAL		211	211	366	376	387	399	411	1,939		
FUNDING SOURCE SCHEDULE (000'S)											
Library Construction & Conveyance Tax Fund		211	211	366	376	387	399	411	1,939		
TOTAL		211	211	366	376	387	399	411	1,939		

Notes:
 Selected budget information is not provided due to the ongoing nature of this project.

Appn. #: 7350

Library

2017-2021 Adopted Capital Improvement Program Detail of Non-Construction Projects

12. General Equipment and Furnishings

CSA: Neighborhood Services
CSA Outcome: Safe and Clean Parks, Facilities, and Attractions
Department: Library
Description: This allocation provides ongoing funding for the purchase of equipment such as shelving, material displays, vehicles, and replacement of circulation desks and other furnishings.

EXPENDITURE SCHEDULE (000'S)											
Cost Elements	Prior Years	2015-16 Appn.	2015-16 Estimate	2016-17	2017-18	2018-19	2019-20	2020-21	5-Year Total	Beyond 5-Year	Project Total
Equipment		273	273	350	358	366	375	383	1,832		
TOTAL		273	273	350	358	366	375	383	1,832		
FUNDING SOURCE SCHEDULE (000'S)											
Library Construction & Conveyance Tax Fund		273	273	350	358	366	375	383	1,832		
TOTAL		273	273	350	358	366	375	383	1,832		

Notes:

Selected budget information is not provided due to the ongoing nature of this project.

Appn. #: 4706

13. Materials Handling Technology

CSA: Neighborhood Services
CSA Outcome: Vibrant Cultural, Learning, Recreation, and Leisure Opportunities
Department: Library
Description: This allocation provides funding to explore and implement a Radio Frequency Identification system for library materials. The check-out and check-in process will be improved by converting current materials to a more technologically advanced method of transfer between branches through the use of radio frequency identification tags. The outcome will enhance the availability of materials to customers and reduce repetitive handling by employees.

EXPENDITURE SCHEDULE (000'S)											
Cost Elements	Prior Years	2015-16 Appn.	2015-16 Estimate	2016-17	2017-18	2018-19	2019-20	2020-21	5-Year Total	Beyond 5-Year	Project Total
Equipment		2,812	1,812	1,000					1,000		2,812
TOTAL		2,812	1,812	1,000					1,000		2,812
FUNDING SOURCE SCHEDULE (000'S)											
Library Construction & Conveyance Tax Fund		1,812	1,812								1,812
Branch Libraries Bond Projects Fund		1,000		1,000					1,000		1,000
TOTAL		2,812	1,812	1,000					1,000		2,812

Appn. #: 7366

Library

2017-2021 Adopted Capital Improvement Program Detail of Non-Construction Projects

14. Program Management - Library Bond Projects

CSA: Neighborhood Services
CSA Outcome: Safe and Clean Parks, Facilities, and Attractions
Department: Library
Description: This allocation provides funding for library positions to manage the implementation and closing costs of Library bond projects.

EXPENDITURE SCHEDULE (000'S)											
Cost Elements	Prior Years	2015-16 Appn.	2015-16 Estimate	2016-17	2017-18	2018-19	2019-20	2020-21	5-Year Total	Beyond 5-Year	Project Total
Program Management		36	36	14	14	15	15		58		
TOTAL		36	36	14	14	15	15		58		
FUNDING SOURCE SCHEDULE (000'S)											
Branch Libraries Bond Projects Fund		36	36	14	14	15	15		58		
TOTAL		36	36	14	14	15	15		58		

Notes:

Selected budget information is not provided due to the ongoing nature of this project. Due to timing of the bond sale, this ongoing project has funding programmed through 2019-2020.

Appn. #: 6878

15. Program Management - Library Capital Program

CSA: Neighborhood Services
CSA Outcome: Vibrant Cultural, Learning, Recreation, and Leisure Opportunities
Department: Library
Description: This allocation provides ongoing funding for the administration, management, and monitoring of the Library Capital Program. Portions of the City Librarian, Assistant City Librarian, Administrative Officer, and an Analyst are included in the program management budget.

EXPENDITURE SCHEDULE (000'S)											
Cost Elements	Prior Years	2015-16 Appn.	2015-16 Estimate	2016-17	2017-18	2018-19	2019-20	2020-21	5-Year Total	Beyond 5-Year	Project Total
Program Management		214	214	190	196	202	208	214	1,010		
TOTAL		214	214	190	196	202	208	214	1,010		
FUNDING SOURCE SCHEDULE (000'S)											
Library Construction & Conveyance Tax Fund		214	214	190	196	202	208	214	1,010		
TOTAL		214	214	190	196	202	208	214	1,010		

Notes:

Selected budget information is not provided due to the ongoing nature of this project.

Appn. #: 6422

PAGE IS INTENTIONALLY LEFT BLANK

2016-2017 CAPITAL BUDGET

2017-2021 CAPITAL IMPROVEMENT PROGRAM

LIBRARY

SUMMARY OF PROJECTS THAT START AFTER 2016-2017

SUMMARY OF PROJECTS WITH CLOSE-OUT COSTS ONLY IN 2016-2017

SUMMARY OF RESERVES

The Summary of Projects that Start after 2016-2017 includes those projects that have funding budgeted starting after 2016-2017. The Summary of Projects with Close-Out Costs Only in 2016-2017 includes those projects that are near completion with only minimal costs (typically inspection services and program management) to finish the project budgeted in 2016-2017. The Summary of Reserves includes all reserves budgeted within the Five-Year Capital Improvement Program. On the Use of Funds statement, the projects in these summaries are not numbered.

Library

2017-2021 Adopted Capital Improvement Program

Summary of Projects that Start after 2016-2017

Project Name:	Dr. Martin Luther King, Jr. Library Major Maintenance	Initial Start Date:	3rd Qtr. 2017
5-Year CIP Budget:	\$1,250,000	Revised Start Date:	
Total Budget:	\$1,250,000	Initial End Date:	2nd Qtr. 2019
Council District:	3	Revised End Date:	
USGBC LEED:	N/A		

Description: This allocation provides funding for the HVAC replacement project at Dr. Martin Luther King, Jr. Library. The replacement project is scheduled to be completed over two fiscal years. Per the agreement between the City and San José State University (SJSU), this project will be managed by SJSU's Facilities Development and Operations Department in coordination with the Library Department. The identified expense in the CIP reflects the City's estimated 41% cost-share amount.

Project Name:	Mobile Maker[Space]ship Technology	Initial Start Date:	3rd Qtr. 2019
5-Year CIP Budget:	\$130,000	Revised Start Date:	
Total Budget:	\$130,000	Initial End Date:	2nd Qtr. 2020
Council District:	City-wide	Revised End Date:	
USGBC LEED:	N/A		

Description: This project allocates funding to update the technology for the "Maker" lab for the San José Public Library (SJPL). The new vehicle was purchased in 2015-2016 and outfitted with a variety of technology that includes 3-D printers, laptops and tablets, a vinyl cutter, laser cutter, and several robotic kits, serving as a mobile space for patrons to participate in a range of services that include learning digital content creation and advanced computer coding skills. Patrons are able to register for library cards, check out library materials, and learn to use Library's electronic resources (e-books, online learning, and research databases). Funding will be allocated in future budget processes to update this technology every four years.

Library

2017-2021 Adopted Capital Improvement Program

Summary of Projects with Close-out Costs Only in 2016-2017

Project Name:	Mobile Maker[Space]ship Vehicle	Initial Start Date:	3rd Qtr. 2015
5-Year CIP Budget:	\$11,000	Revised Start Date:	
Total Budget:	\$430,000	Initial End Date:	2nd Qtr. 2016
Council District:	City-wide	Revised End Date:	4th Qtr. 2016
USGBC LEED:	N/A		

Description: This project provides funding for a new technology "Maker" lab for the San José Public Library (SJPL). This new vehicle will be outfitted with a variety of technology that includes 3-D printers, laptops and tablets, a vinyl cutter, laser cutter, and several robotic kits. The remaining \$11,000 will fund miscellaneous close-out costs.

Project Name:	Village Square Branch	Initial Start Date:	4th Qtr. 2007
5-Year CIP Budget:	\$100,000	Revised Start Date:	2nd Qtr. 2012
Total Budget:	\$12,849,000	Initial End Date:	3rd Qtr. 2010
Council District:	8	Revised End Date:	4th Qtr. 2016
USGBC LEED:	Silver		

Description: This project provides funding for the design, construction, and public art for the new 16,000 square foot Village Square (formerly Southeast) Branch Library. The remaining \$100,000 will fund miscellaneous close-out and post-construction costs.

Library

2017-2021 Adopted Capital Improvement Program

Summary of Reserves

Project Name:	Future Capital Projects Reserve	Initial Start Date:	N/A
5-Year CIP Budget:	\$2,000,000	Revised Start Date:	
Total Budget:	\$2,000,000	Initial End Date:	N/A
Council District:	City-wide	Revised End Date:	
USGBC LEED:	N/A		

Description: This reserve sets aside funding for future large Library branch projects.

Project Name:	Library Bond Projects Improvements Reserve	Initial Start Date:	N/A
5-Year CIP Budget:	\$5,905,000	Revised Start Date:	
Total Budget:	\$5,905,000	Initial End Date:	N/A
Council District:	City-wide	Revised End Date:	
USGBC LEED:	N/A		

Description: This reserve sets aside the remaining bond funds from Measure O, which was passed by the voters in 2000, for future branch improvement projects. Once the bond-eligible projects are identified, the Administration will report back to the City Council in a future budget process with recommendations on the use of the reserve.

PAGE IS INTENTIONALLY LEFT BLANK