

The mission of the Airport is to connect, serve, and inspire.

AIRPORT

The City operates [Mineta San José International Airport](#) (SJC, Airport), which prior to the COVID pandemic, provided non-stop air service to 49 destinations domestic and international including Chicago, New York, the four Hawaiian islands (Hawaii, Kauai, Maui, and Oahu), Guadalajara, Tokyo, and London. Due to the pandemic and travel restrictions, the Airport's operations as of June 2020 were reduced to 20 domestic locations and 2 international locations, with only 7 passenger airlines operating.

The Airport had 225.5 authorized positions in 2019-20. The Airport does not receive General Fund dollars; Airport operational revenues include rents, concession fees, parking, and landing fees. Despite a decline in passenger levels as described later, in 2019-20 operating revenues grew to \$175.3 million because of an increase in airline rates and charges and the high level of flight activity pre-COVID.

In April 2020, the Airport was approved to receive \$65.6 million in reimbursement through the federal Coronavirus Aid, Relief, and Economic Security (CARES) Act. These funds can be used for any Airport purpose for the next four years.

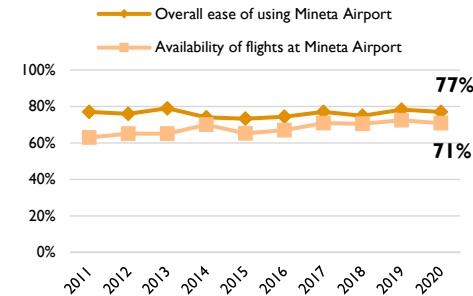
Airport operating expenditures, excluding debt service, totaled \$72.9 million, an increase of \$2.3 million from last year.* As of June 30, 2019, outstanding bonds totaled \$1.2 billion, with an additional \$51.9 million in commercial paper notes. Total debt service for the fiscal year was \$93.9 million.** The bonds issued in 2007 were restructured and refunded in 2017.

*Operating expenditures do not include police and fire services at the Airport, debt service, capital project expenditures or reserves. The cost of police and fire services has increased from \$14.3 in 2017-18 to \$17.2 million in 2019-20.

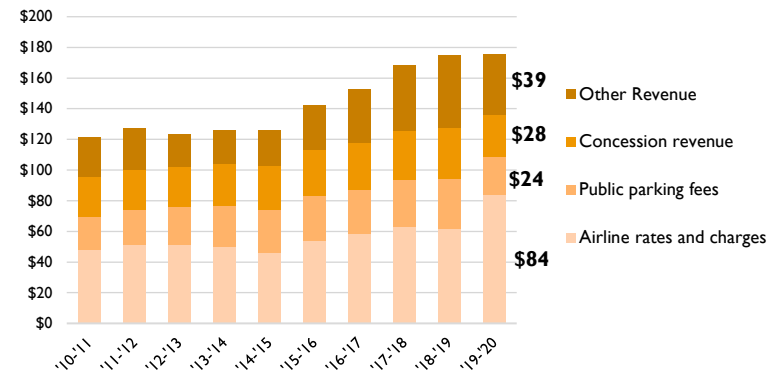
**Total debt service in 2019-20 was partly paid by passenger facility charges (\$27.5 million) and customer facility charges (\$19.1 million); a net debt service of \$47.3 million is paid by Airport operating revenues.

RESIDENT SURVEY

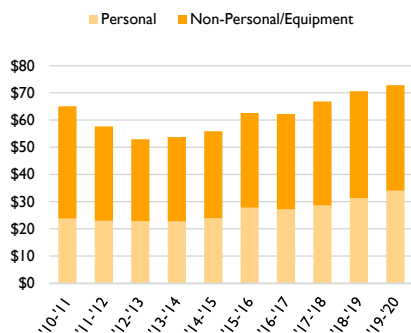
% of San José residents rating services as "excellent" or "good"



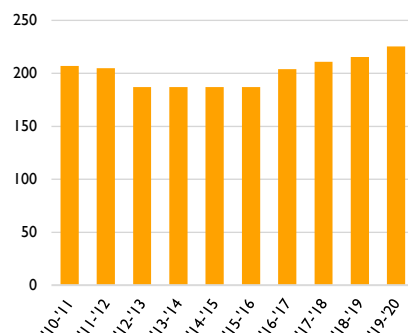
Airport Operating Revenues (\$millions)



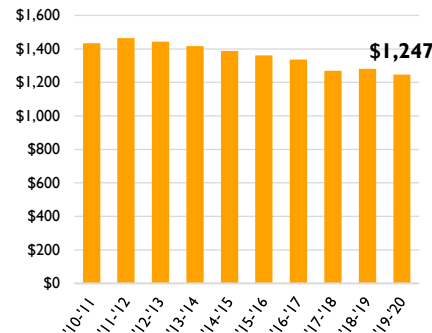
Airport Operating Expenditures



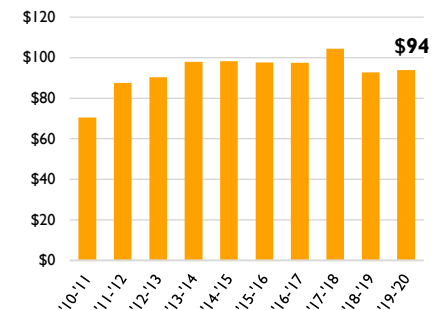
Authorized Positions



Outstanding Debt (\$millions)



Annual Debt Payments (\$millions)



In 2019-20, the Airport served over 11.3 million airline passengers, a reduction of about 4 million from last year. This reduction is a result of the COVID-19 pandemic; just 818,000 passengers flew in the last third of the fiscal year. In 2019-20, there were 119,000 passenger airline takeoffs and landings, or 325 per day.

The airline's cost per enplanement (CPE) was \$14.79 in 2019-20, the highest in the past 10 years. Even with the increase from last year, San José airport's CPE continues to be lower than in Oakland (OAK) and San Francisco (SFO).

In 2019-20, the Airport handled 97.6 million pounds of cargo, freight, and mail—of which 73 percent was handled prior to March 2020.

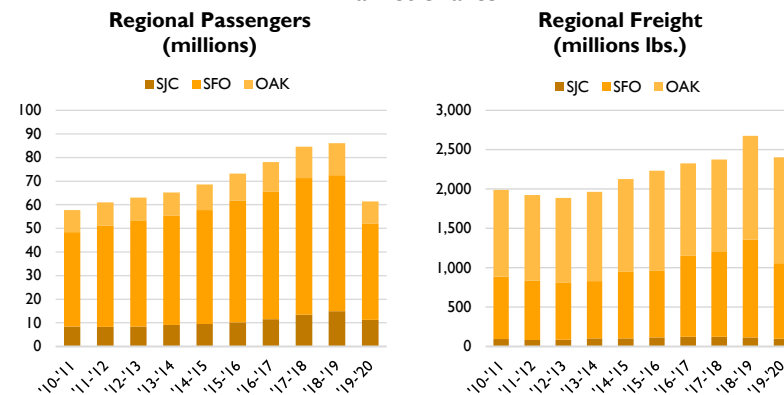
The Airport received 46,803 noise complaints in 2019-20; 837 concerned flights subject to the curfew between 11:30 pm and 6:30 am. According to the department, noise complaints have been primarily due to south flow operations and implementation of new technology for filing complaints.

Regional Comparisons, 2019-20

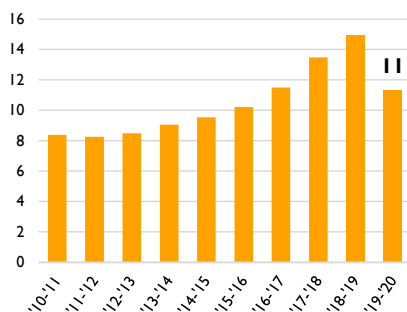
	SJC		OAK	SFO
	Pre-Covid Operations	As of June 2020		
Passenger Airlines	12	7	10	48
Destinations	49	22	40	139
Domestic	40	20	35	86
International	9	2	5	53
Passengers (millions)	n/a	11.3	9.5	40.6
Passenger Flights/Day	n/a	325	N/A	966
On-Time Arrival Percentage	n/a	84%	82%	76%

Sources: Oakland International Airport Airline Information and staff; Monthly Reports for SJC and SFO, SFO Fact Sheet FY 2019-20; and Airline On-Time Statistics U.S. Bureau of Transportation Statistics.

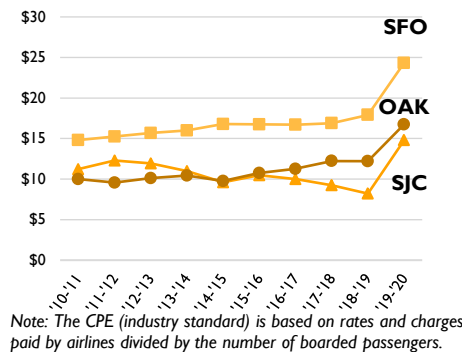
Market Shares



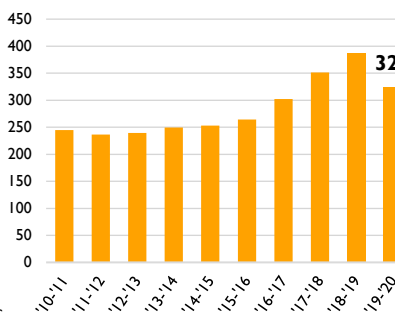
Annual Airport Passengers (millions)



Airline Cost per Enplanement Comparison



Passenger Flights Per Day (Takeoffs and Landings)



Air Cargo, Freight, and Mail (millions lbs.)

