

## COMMUNITY ENERGY

The mission of the Community Energy Department is to procure clean, cost effective energy for the benefit of its customers.

# COMMUNITY ENERGY

The Community Energy Department operates [San José Clean Energy](#) (SJCE), the City's Community Choice Aggregation (CCA)\* Program that provides residents and businesses with cleaner electricity at lower rates than Pacific Gas and Electric Company (PG&E). SJCE launched in September 2018, and began serving most residents and businesses in February 2019. SJCE is part of [Climate Smart San José](#), the City's climate action plan. (See the Environmental Services chapter for more information).

SJCE allows the City to choose the source and set the retail rates for power used in the city. In 2020, SJCE's default service, GreenSource, provided electricity that is 83 percent carbon-free and at least 1 percent cheaper than PG&E's base offering. Two percent of eligible customers opted out of SJCE in 2019-20, which is within the target of less than 5 percent. Customers can upgrade to TotalGreen (opt-up) to receive electricity that is 100 percent renewable and carbon-free and costs the average home about \$5 more per month than GreenSource; 1,386 SJCE customers upgraded in 2019-20. The opt-up rate was 0.42 percent in 2019-20, higher than the target of 0.4 percent.

Community Energy had 22 authorized positions in 2019-20. In 2019-20, operating revenues totaled nearly \$337 million. Community Energy operating expenditures totaled \$11.1 million. The Department was also responsible for other expenditures totaling \$290 million, primarily for energy purchases. The department must repay a \$10 million loan issued through the City's commercial paper program, and expects to begin repaying the loan in 2020-21.

\*CCAs are programs that allow local governments to purchase power on behalf of their residents and businesses. PG&E provides the transmission and distribution of electricity in the city, and handles the monthly billing process.

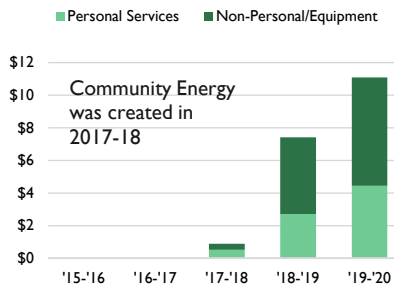
## KEY FACTS (2019-20)

Number of customer accounts	329,721
Opt-out rate	2.0%
Opt-up rate	0.42%
Total customer savings* (compared to PG&E)	\$4,547,584

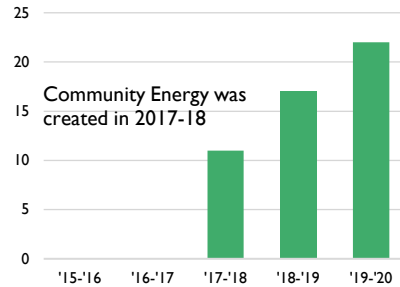
Energy Resources	2019 SJCE Power Mix	2019 PG&E Base Plan Power Mix	2019 CA Power Mix <sup>1</sup>
Renewables	47%	29%	32%
Biomass and Waste	5%	3%	2%
Geothermal	2%	2%	5%
Hydroelectric	0%	2%	2%
Solar	30%	12%	12%
Wind	10%	9%	10%
Coal	0%	0%	3%
Large Hydroelectric	36%	27%	15%
Natural Gas	0%	0%	34%
Nuclear	0%	44%	9%
Other	0%	0%	0%
Unspecified	17%	0%	7%
<b>Total</b>	<b>100%</b>	<b>100%</b>	<b>100%</b>

\*Unaudited; savings based on generation charges and excludes transmission charges  
<sup>1</sup> Figures are estimated annually by the California Energy Commission based on electricity generated in California and net imports.

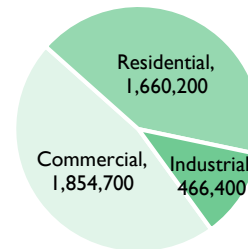
**Community Energy Operating Expenditures\* (\$millions)**



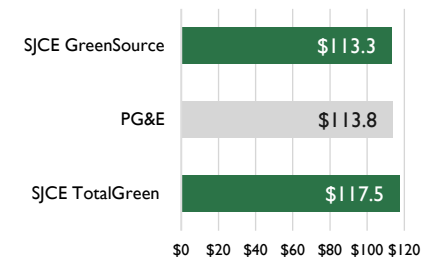
**Community Energy Authorized Positions**



**Breakdown of Energy Load by Customer Type (MWh)**



**Comparison of Monthly Electricity Bill (rates as of September 1, 2019)**



\*Note: This does not include expenditures for energy purchases.

Source: SJCE and PG&E comparison of residential electric rates.  
 Note: Based on E-1 rate schedules and usage of 470 kilowatt-hours.