



2012-2013 CAPITAL BUDGET

2013-2017 CAPITAL IMPROVEMENT PROGRAM



COMMUNITY PROFILE

CITY OF SAN JOSE


2012-2013 ADOPTED CAPITAL BUDGET

SAN JOSE AT A GLANCE

STRATEGIC LOCATION

Situated between the Diablo and Santa Cruz mountain ranges, the City of San José encompasses 179.8 square miles at the southern tip of the San Francisco Bay. San José's central location between San Francisco to the north and Monterey/Carmel to the south makes the "Capital of Silicon Valley" a gateway to adventures throughout California.

With a population of 971,372, San José is the 10th largest city in the nation.¹ Nearly 1.8 million people reside in Santa Clara County, of which San José is the county seat.



¹ State of California, Department of Finance, E-1 Population Estimates for Cities, Counties and the State with Annual Percentage Change—January 1, 2011 and 2012. (Released May 2012).

HISTORY

In November 1777, El Pueblo San José de Guadalupe became the first civil settlement in California. The settlement was mostly occupied by the Ohlone Indians along the Guadalupe River and Spanish settlers. At that time, San José was a farming community cultivating a number of different crops, which served the military communities in San Francisco and Monterey. In 1850, San José became the first capital of California, but this honor remained for only two years due to the lack of hotel capacity and flooding in downtown. Furthering San José's difficulties, the City was plagued with floods, earthquakes and fires in the early 1900s. However, over the next century, San José experienced one of the most significant economic changes in California history, transforming from an agricultural community to what is known today as the "Capital of Silicon Valley."

QUALITY OF LIFE

San José's quality of life is unsurpassed. With an average of 300 days of sunshine a year, and temperatures varying from an average of 50 degrees in January to an average of 70 degrees in July, those living and working in San José can enjoy the City's many attractions, cultural and performing arts, sports and recreation opportunities, and year-round festivals and celebrations. In addition, San José is rated as one of the "Safest Big Cities" in the nation. So, it is no surprise that 78 percent of its residents rated the quality of life in the City as either "excellent" or "good" in the City's most recent Community Survey (2009). San José also has received accolades from Business Week, Money Magazine, and other national media as a place to live and do business.

DIVERSITY

Diversity is a hallmark of San José. San José is a city proud of the cultural and ethnic diversity of its population and workforce and the rich cultural identity of its many

CITY OF SAN JOSE

2012-2013 ADOPTED CAPITAL BUDGET

SAN JOSE AT A GLANCE

DIVERSITY

neighborhoods. City residents speak more than 50 different languages. Japantown is a popular tourist stop and a cornerstone neighborhood full of tradition. Biblioteca Latinoamericana, one of the City's innovative library branches, boasts one of the largest collections of Spanish language materials in northern California. The City hosts many cultural festivals and numerous ethnic chambers of commerce are active in the community. According to the 2010 U.S. Census Bureau demographics, residents of the City are 33.5% Hispanic, 31.9% Asian, 28.0% White, 3.1% African American, and 3.5% other.



EDUCATION

Fifteen public school districts and an estimated 300 private and parochial schools provide families with a range of educational choices. Innovative programs in local school districts include a nationally acclaimed performing arts magnet and concentrations in aerospace, international studies, math and science, and radio and television.

Higher education facilities in and around San José are superior. San José State University (SJSU) is California's oldest public university, founded in 1857. It offers strong programs in business, information technology, journalism, mass communications, and engineering, with SJSU graduating twice as many engineers

annually as any nearby university. In addition, the collaboration between SJSU and the City of San José to construct and operate the Dr. Martin Luther King, Jr. Library, the first joint City/University library, earned the prestigious national title of Gale/Library Journal 2004 Library of the Year.

Area colleges include Santa Clara University, the State's oldest institution of higher private education, founded in 1851. Other excellent nearby universities include Stanford University, University of California at Berkeley, University of California at San Francisco, and University of California at Santa Cruz.

Seven community colleges serve the County of Santa Clara, offering a variety of two-year programs and work-ready certificate programs. Community-based programs like Metropolitan Adult Education and the Center for Employment Training fill the need for basic skills and job training.

ECONOMIC DIVERSITY

Perhaps more important than rankings and statistics, the term "Capital of Silicon Valley" describes not only a city and geographic region, but also a culture, an entrepreneurial energy, a spirit of innovation, and a symbol of opportunity. That entrepreneurial spirit led to the launch of the San José Bioscience Incubator and Innovation Center. Today, the BioCenter provides space for more than 21 high-potential startup companies involved in a diverse range of bio-convergence industry sectors. Building upon this success, the City has adopted a Green Vision which aggressively promotes the growth of 'clean technology' companies that are developing the alternative energy, energy efficiency, and transportation innovations of tomorrow. There are over 100 clean tech companies in San José employing over 7,000 residents. The Environmental Business Cluster continues to

CITY OF SAN JOSE

2012-2013 ADOPTED CAPITAL BUDGET

SAN JOSE AT A GLANCE

ECONOMIC DIVERSITY

excel in commercializing environmental technologies. Additional investments by the City include a 46,000 square foot building that will house the Clean Tech Demonstration Center at the San José Environmental Innovation Center which is intended to strengthen San José's leadership in clean technology demonstration, slated to open in spring 2013. The Electronics Transportation Development Center supports the design and marketing of alternative fuels and next generation transportation technologies. While San José and Silicon Valley are largely associated with the technology industry, the City's business profile is diverse and healthy. Commercial, retail, industrial, professional, and service businesses all thrive in San José. The area is rich with research and development resources, as San José area companies receive on average about one-third of the nation's venture capital investments each year.

INTERNATIONAL

On the international front, San José attracts significant foreign investment from throughout the globe, particularly in information technology industrial sectors. San José is also a leading city in exporting goods and services. To expand international economic ties, the City maintains Economic Partnership Agreements with key international cities and regions that complement San José's economic profile in technological innovation and entrepreneurship.

TOURISM

Residents and visitors enjoy the City's many attractions year-round: museums, parks, sports, multicultural festivals, theme parks, shopping, and of course, great hotels and restaurants. Attractions include the Tech Museum of Innovation, San José Museum of Art, Raging Waters, Happy Hollow Park and Zoo, the Japanese Friendship Garden, the

Winchester Mystery House, and the Children's Discovery Museum of San José.

SPORTS

Several professional sports teams call San José home: the Sharks, National Hockey League; the Earthquakes, Major League Soccer; SaberCats, Arena Football League; and the Giants, Minor League Baseball. The City also has a state-of-the-art community ice center, golf courses, and parklands, including 54 miles of beautiful walking and biking trails.

TRANSPORTATION

San José/Silicon Valley has the following mass transportation options:

- The Norman Y. Mineta San José International Airport, located within minutes of downtown, serving over 8.2 million passengers annually, with 12 major passenger airlines operating service to 27 U.S. cities and two international destinations.
- The Santa Clara Valley Transportation Authority's (VTA) 42-mile light rail service with 62 stations, serving over ten million passengers annually. VTA's active fleet of 428 buses serving 31.4 million annual riders with 71 routes and over 4,300 stops.



- Caltrain, a commuter rail service, with 33 stations, runs from Gilroy through San José and north to San Francisco, serving 12.1 million passengers annually. Caltrain operates 86 weekday trains, including 22 Baby Bullet express route trains that travel from San José to San Francisco in less than an hour.

CITY OF SAN JOSE
2012-2013 ADOPTED CAPITAL BUDGET

SAN JOSE AT A GLANCE

TRANSPORTATION

- Bay Area Rapid Transit (BART) and California High-Speed Rail both have planned routes to San José. BART construction has begun on freight track relocation with construction on the Silicon Valley extension began in April 2012.

CITY OF SAN JOSE

2012-2013 ADOPTED CAPITAL BUDGET

SAN JOSE AT A GLANCE

BASIC CITY FACTS

FOUNDED: 1777; California's first civilian settlement

INCORPORATED: March 27, 1850; California's first incorporated City, and site of the first State capital

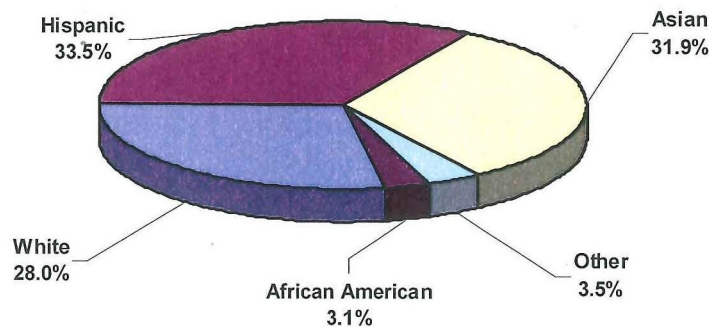
GENERAL DATA

Population ²	971,372
Registered Voters	385,966
Median Household Income	\$76,794
Miles of Streets	2,400
Miles of Alleys	2
Area of City (square miles)	179.8
Land Use:	
Single-Family	33.3%
Two-Family	2.3%
Multi-Family	6.5%
Mobile Home	0.8%
Commercial	5.1%
Industrial	7.6%
Government Institutions	2.8%
Airports	1.2%
Schools	4.5%
Parks/Open Space	8.6%
Roadways	20.9%
Mixed Use	0.8%
Undeveloped	5.6%



DEMOGRAPHICS

Breakdown of Race/Ethnicities (U.S. Census Bureau, 2010 American Community Survey)

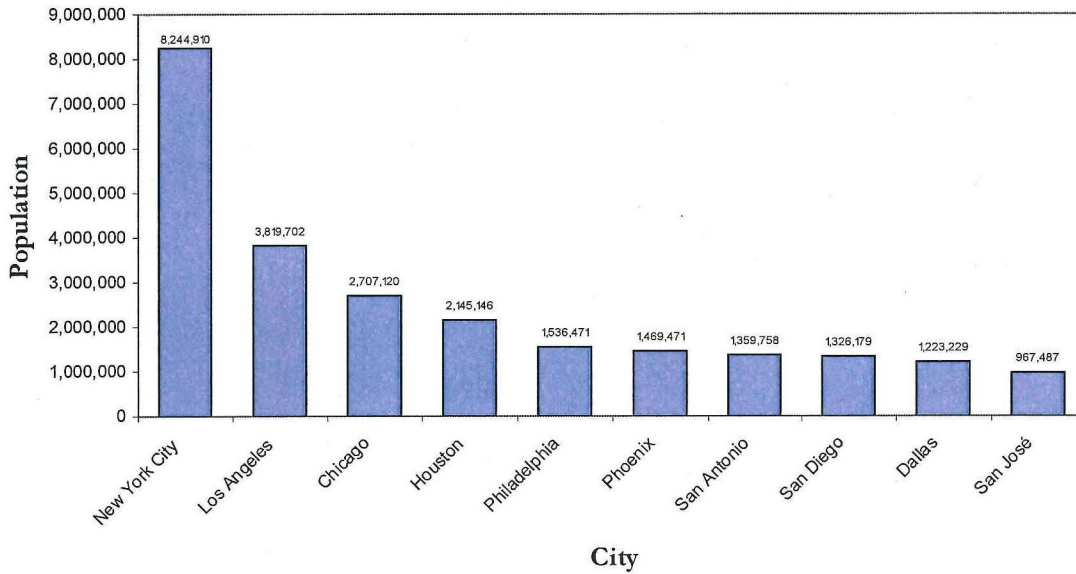


² State of California, Department of Finance, E-1 Population Estimates for Cities, Counties and the State with Annual Percentage Change – January 1, 2011 and 2012. (Released May 2012)

**CITY OF SAN JOSE
2012-2013 ADOPTED CAPITAL BUDGET**

SAN JOSE AT A GLANCE

POPULATION OF 10 LARGEST U.S. CITIES



Source: U.S. Census Bureau, Population Division. (Released June 2012)

MAJOR EMPLOYERS

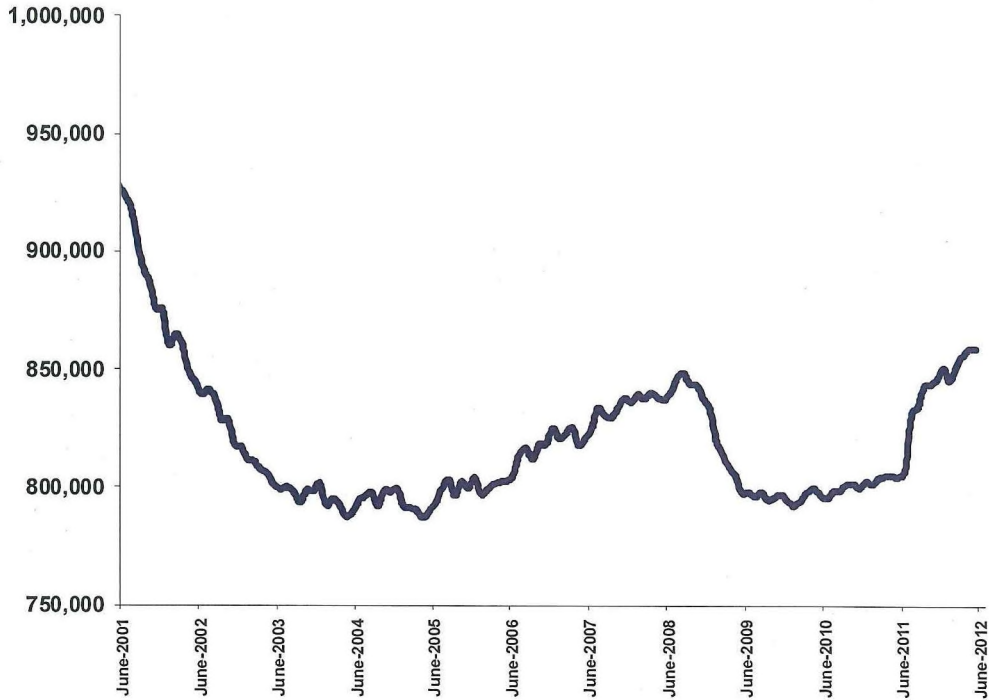
<u>Company</u>	<u>Number of Employees</u>
Santa Clara County	14,950
Cisco Systems	13,600
IBM	4,100
City of San José*	5,495
San José State University	4,780
Ebay/Paypal, Inc.	4,700
San José Unified School District	2,690
Xilinx	1,300
Adobe Systems Inc.	2,020
Hitachi	2,150
Kaiser Permanente	1,940

Source: City of San José, Office of Economic Development

* 2012-2013 Adopted Operating Budget

**CITY OF SAN JOSE
2012-2013 ADOPTED CAPITAL BUDGET
SAN JOSE AT A GLANCE**

SAN JOSE METROPOLITAN STATISTICAL AREA (MSA) EMPLOYED RESIDENTS*



San José MSA Area Employed Residents

* The San José, Sunnyvale, and Santa Clara Metropolitan Statistical Area (MSA) includes Santa Clara and San Benito Counties
Source: U.S. Census Bureau, California Employment Development Department. (Released June 2012)

ANNUAL UNEMPLOYMENT RATES**

Unemployment Rates***	<u>2006</u>	<u>2007</u>	<u>2008</u>	<u>2009</u>	<u>2010</u>	<u>2011</u>	<u>2012</u> <small>(as of Jun 2012)</small>
San José MSA	4.5%	4.8%	6.1%	11.0%	11.2%	9.9%	9.1%
State	4.9%	5.4%	7.2%	11.3%	12.4%	11.7%	11.4%
National	4.6%	4.6%	5.8%	9.3%	9.6%	9.0%	8.2%

** Average annual rates based on monthly employment statistics

*** Unadjusted unemployment rates

Source: U.S. Census Bureau, California Employment Development Department (Released June 2012)

CITY OF SAN JOSE
2012-2013 ADOPTED CAPITAL BUDGET

SAN JOSE AT A GLANCE

AIRPORT

Size	1,000	Approx. Acres
Terminals	2	
Runways	3	
Hours of Operation	24	
Flights in 2011-2012:		
Commercial Airline Operations	71,672	
Cargo Commercial Airlines Operations	1,678	
Taxi/Commuter Commercial	14,806	
General Aviation	31,664	
Military Flights	285	
Landings Per Day in 2011-2012:		
Commercial	121	
General Aviation	43	
Number of Passengers in 2011-2012:	8.26	Million
Public Parking Spaces:		
Hourly Parking	2,539	
Daily Parking	1,358	
Economy Parking	1,727	
Services:		
Passenger Airlines	10	
All-Cargo Airlines	2	
General Aviation Based Aircraft	62	



ENVIRONMENT AND UTILITIES

Miles of Municipal Sewer Mains	2,264
Number of Water Pollution Control Plants ³	1
Number of Square Miles the Sanitary Sewer System Spans	179.8
Gallons of Wastewater the Plant has the Capacity to Treat Per Day	167.0 Million
Gallons of Wastewater Treated Per Day	107.0 Million
Number of Municipal Water Systems ⁴	1
Water Services in Municipal Service Water Area	26,400
Miles of Water Mains	345
Gallons of Potable Municipal Water Delivered	6.7 Billion
Gallons of Recycled Municipal Water Delivered	1.0 Billion

³ Serving the San José, Santa Clara, Milpitas, Campbell, Cupertino, Los Gatos, Saratoga, and Monte Sereno areas.

⁴ Serving the Evergreen, North San José, Alviso, Edenvale, and Coyote Valley areas. Other areas served by private water companies.

**CITY OF SAN JOSE
2012-2013 ADOPTED CAPITAL BUDGET**

SAN JOSE AT A GLANCE

ENVIRONMENT AND UTILITIES

2011-2012 Recycled Materials:

Tons of Paper	62,551
Tons of Glass	15,548
Tons of Cardboard	11,147
Tons of Metals	4,036
Tons of Plastics	11,203
Tons of Other Materials	<u>9,884</u>
Total Tons of Recyclables	114,369
Multi-Family Dwelling Tons	
Composted	53,748
Tons of Yard Trimmings	132,875
Gallons of Used Motor Oil	124,871



FIRE

Fire Stations	33
Companies	40
Equipment	
Engines:	
Front Line	29
Relief	16
Trucks:	
Front Line	9
Relief	4
Brush Patrol Apparatus:	
Front Line	7
Relief	6
Aircraft Rescue and Firefighting Apparatus:	
Front Line	2
Relief	1
Urban Search/Rescue and Hazmat Apparatus:	
Front Line	3
Auxiliary Apparatus	129
Emergency Medical Calls	49,320
Fire Safety Code Inspections	14,318
Fires	1,765
Hazardous Materials Incidents	448



LIBRARIES

Number of Outlets:	
Main Library	1
Branches*	22
Items Checked Out (Circulation)	11,544,886
Books (Inventory)	1,671,929
Audio Visual Materials (Inventory)	360,800
Reference Questions	666,385



* Includes four branch libraries scheduled to open in 2012-2013.

CITY OF SAN JOSE
2012-2013 ADOPTED CAPITAL BUDGET
SAN JOSE AT A GLANCE

PARKING

Parking Meters	2,584
Parking Lots (1,285 total spaces)	9
Parking Garages (6,175 total spaces)	8

PARKS, RECREATION AND NEIGHBORHOOD SERVICES

Park Sites*	192
Basketball Courts	95
Bocci Ball Courts	12
Exercise Courses	32
Handball Courts	7
Horseshoe Pits	17
Lawn Bowling Greens	13
Sand Volleyball Courts	9
Skate Parks	6
Softball/Baseball/T-Ball Fields	52
Swimming Pools	6
Tennis Courts	93
Soccer Fields	46
Park Acreage*	3,418
Playgrounds*	259
Community Centers	12
Re-Use Sites	43
Public Golf Courses	3
Gymnasiums	7
Fitness Rooms	5
Youth Centers	6
Total Participation in Recreation Programs at Community Centers	217,443
Total Participation in Recreation Programs at Re-Use Centers	3,300



POLICE

Police Stations	1
Community Policing Centers	3
Police Vehicles	376
Motorcycles	54
Horses	7
Dogs	13
Aircraft:	
Helicopter	1
Fixed Wing	1
Number of Emergency Calls Received	420,862
Number of Non-Emergency Calls Received	360,929
Cases Investigated Per Year	32,982



* Data represents City services (excludes school data)