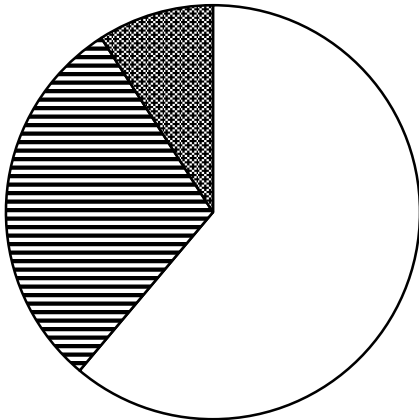


LIBRARY

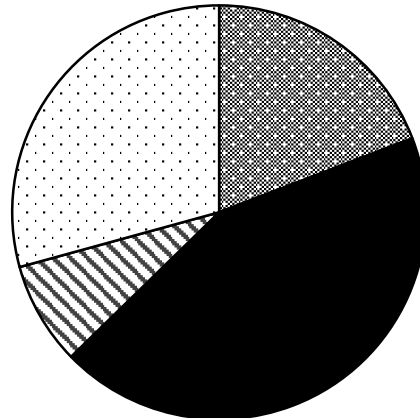
2022-2026 Capital Improvement Program

**2021-2022 Adopted
Source of Funds**



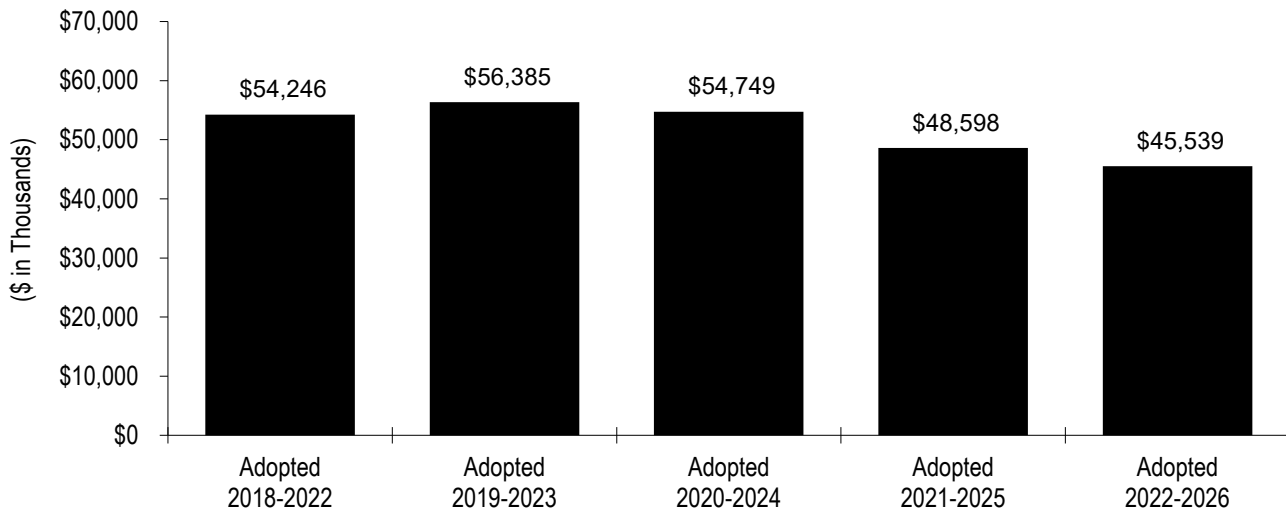
- Beginning Fund Balance
- ▨ Taxes, Fees and Charges
- ▤ Transfers and Misc. Revenue

**2021-2022 Adopted
Use of Funds**



- ▨ Construction Projects
- Non-Construction Projects
- ▨ Transfers and Reserves
- Ending Fund Balance

CIP History



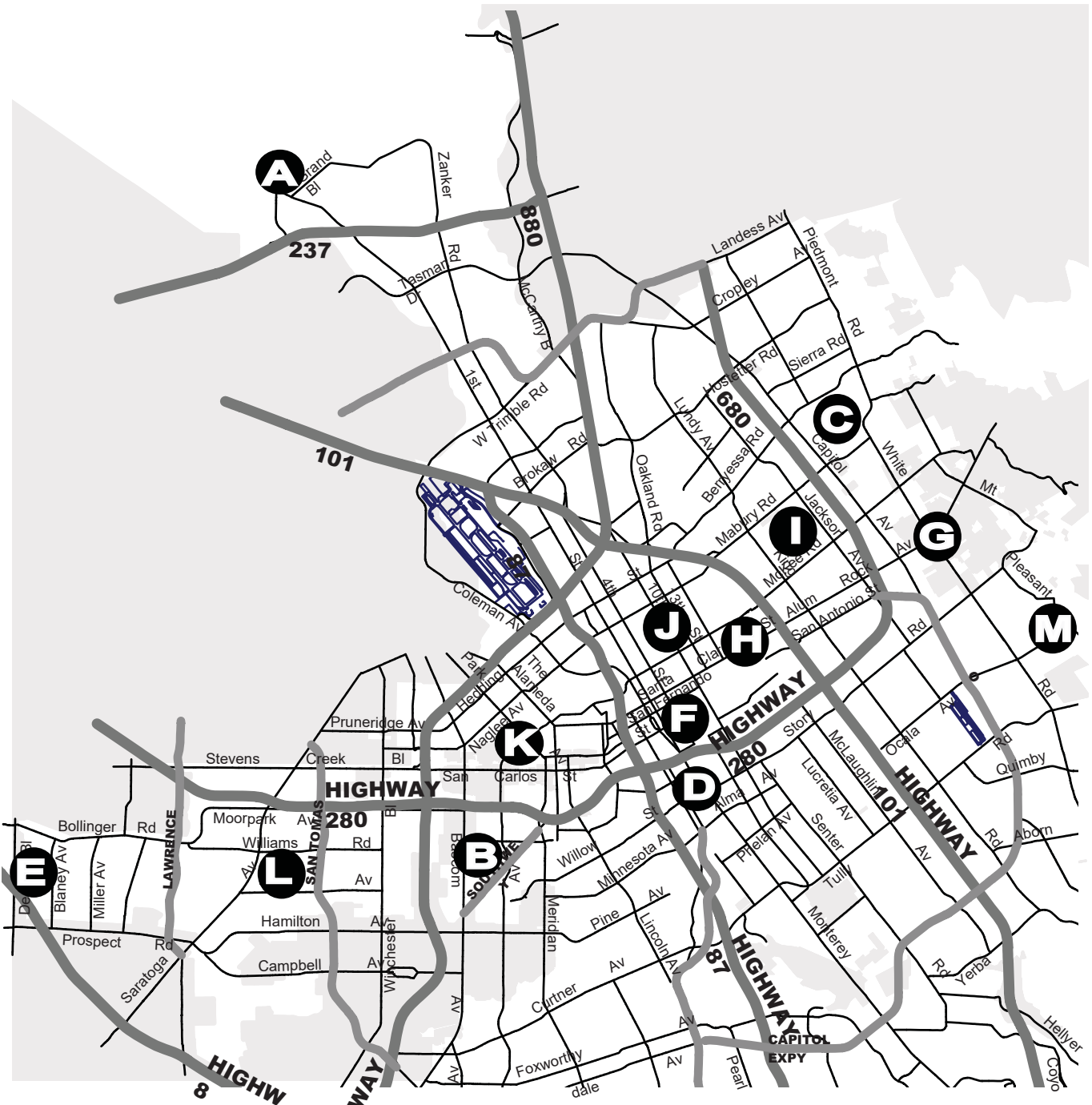
Library

2022-2026 Adopted Capital Improvement Program

Library Locations

North

- A) Alviso
- B) Bascom
- C) Berryessa
- D) Biblioteca Latinoamericana
- E) Calabazas
- F) Dr. Martin Luther King, Jr.
- G) Dr. Roberto Cruz Alum Rock
- H) East San José Carnegie
- I) Educational Park
- J) Joyce Ellington
- K) Rose Garden
- L) West Valley
- M) Mt. Pleasant

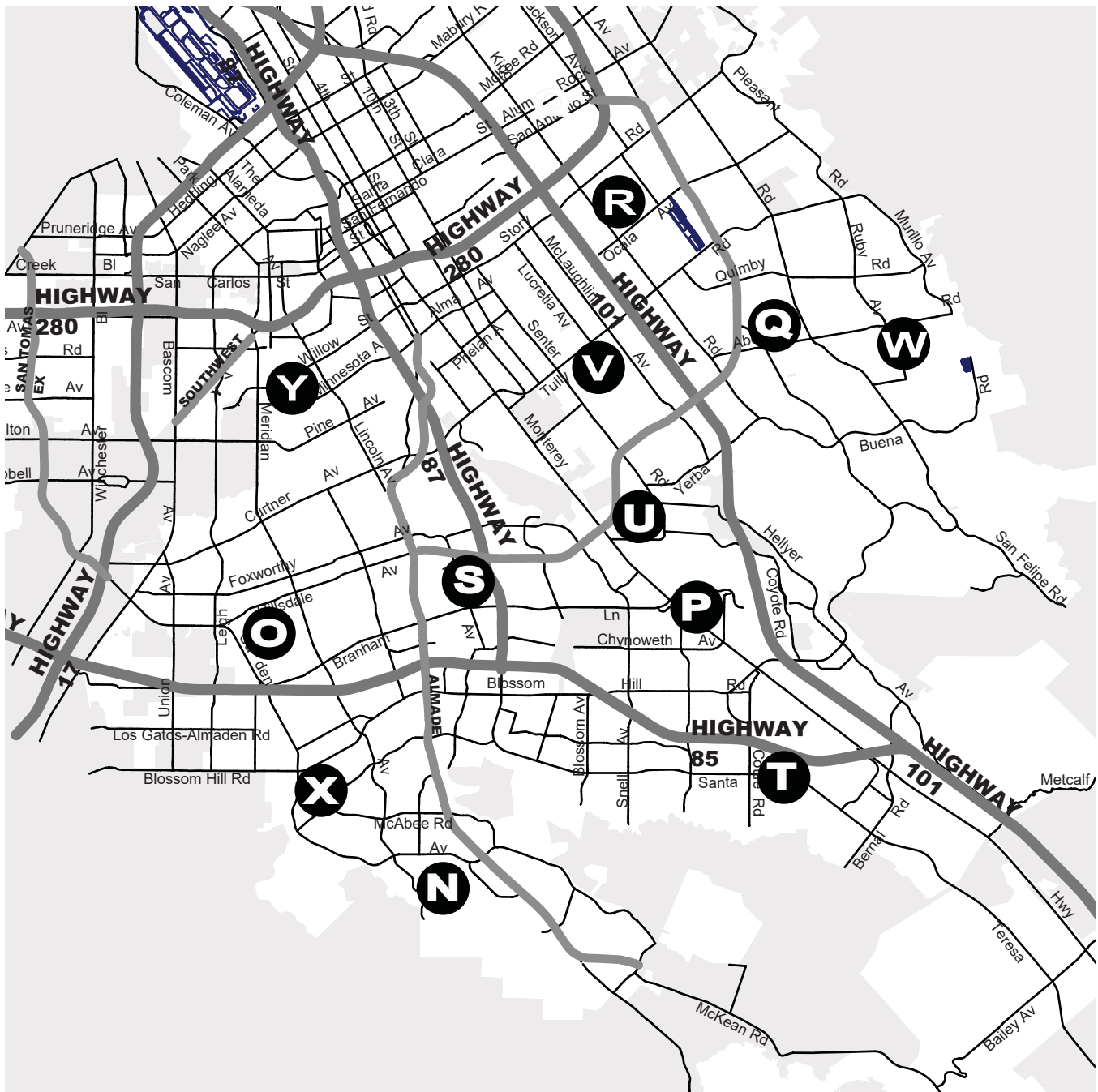


Library

2022-2026 Adopted Capital Improvement Program

Library Locations South

- | | |
|------------------------|---------------------------|
| N) Almaden | T) Santa Teresa |
| O) Cambrian | U) Seven Trees |
| P) Edenvale | V) Tully Community |
| Q) Evergreen | W) Village Square |
| R) Hillview | X) Vineland |
| S) Pearl Avenue | Y) Willow Glen |



Library

2022-2026 Adopted Capital Improvement Program Overview

INTRODUCTION

The Library Capital Program provides funding to construct new library facilities, acquire materials, install automation equipment to improve information access and electronic processing, and support other miscellaneous facility improvements.

The 2022-2026 Adopted Capital Improvement Program (CIP) provides funding of \$45.5 million, of which \$18.1 million is allocated in 2021-2022. This program is part of the Neighborhood Services City Service Area (CSA) and supports the following outcomes: *Safe and Clean Parks, Facilities, and Attractions* and *Vibrant Cultural, Learning, Recreation, and Leisure Opportunities*.

SAN JOSE PUBLIC LIBRARY Annual Statistics as of June 30, 2021	
Number of Library Facilities	25
Number of Materials Purchased	228,076
Number of Materials Sorted by Automated Handling Machines	950,151 ¹
Percentage of Materials Checked Out with Self-Check Machines	12% ²

¹ Due to the COVID pandemic, some library branch Automated Handling Machines were not accessible to the public resulting in a lower than normal number of materials sorted.

² Due to the COVID pandemic, the Library began a phased branch reopened to the public in May 2021 with the last branches reopening in July 2021; therefore, the self-check machines were inaccessible majority of the fiscal year.

PROGRAM PRIORITIES AND OBJECTIVES

The objective of the Library's CIP is to provide readily accessible, quality library services to San José residents. The following two metrics are used to help evaluate the availability of library resources:

- Square feet of library facilities per capita
 - 0.43 per capita without Dr. Martin Luther King, Jr. Library; and
 - 0.59 with Dr. Martin Luther King, Jr. Library
- Acquisition of books per year

The targets of 0.43 and 0.59 square feet of library facilities per capita were established as part of the Branch Facilities Master Plan (2000) assuming a population increase of approximately 18% between 1999-2000 and 2020-2021. These targets have almost been met (0.42 and 0.58 square feet of library facilities per capita) by expanding 14 libraries and building 6 new libraries including the opening of Village Square Branch Library in April 2016 and the Mt. Pleasant Bridge Library in April 2019. The 2019-2020 actual square feet of library facilities per capita were 0.42 and 0.58. With no plans to build additional library facilities, staff anticipates that the square feet of library facilities per capita will be maintained at the 2019-2020 actual levels.



Village Square Branch Library

Library

2022-2026 Adopted Capital Improvement Program Overview

PROGRAM PRIORITIES AND OBJECTIVES

The Library Department also measures the acquisition of books per year. Due to the COVID-19 pandemic, the goal to acquire an average of 280,000 materials annually is not expected to be met in 2020-2021, however is anticipated to be achieved over the 2022-2026 CIP period.

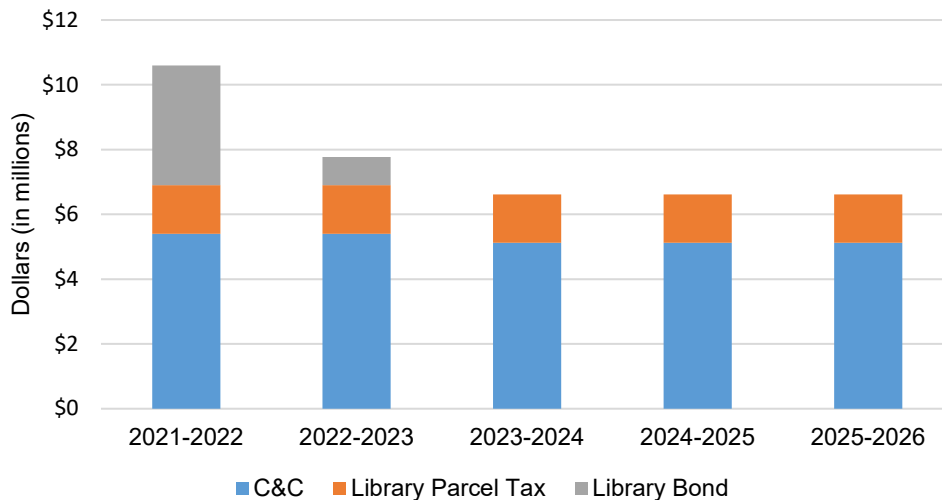
	<u>Target 2021-2022</u>	<u>Actual 06/30/2020</u>	<u>Estimated 2021-2022</u>	<u>Estimated 2025-2026</u>
Square feet of library facilities per capita (including King Library)	0.59	0.58	0.58	0.58
Square feet of library facilities per capita (excluding King Library)	0.43	0.42	0.42	0.41
Acquisition of materials per year	280,000*	255,276	200,000	280,000

* Five-year average

SOURCES OF FUNDING

The 2022-2026 Adopted CIP provides funding of \$45.5 million, of which \$18.1 million is allocated in 2021-2022. Revenue for the 2022-2026 Adopted CIP is derived primarily from three sources: Library Construction and Conveyance (C&C) Tax Revenues (\$26.2 million); Library Parcel Tax (\$7.6 million); revenue from the previous sale of General Obligation Bonds (\$3.7 million).

Summary of Revenues



Library

2022-2026 Adopted Capital Improvement Program Overview

SOURCES OF FUNDING

The 2021-2022 Adopted Capital Budget estimate for C&C taxes is \$38.0 million, of which 14.22% (\$5.4 million) is allocated to the Library Capital Program. Approximately 99% of the C&C tax is derived from a transfer tax imposed upon each transfer of real property, with the remaining 1% generated from a construction tax levied on most types of construction. Over the five years of the CIP, collections allocated to the Library Capital Program will total \$26.2 million.

For many years, the Library Parcel Tax has been a significant source of support for the Library's Capital Budget. In 2021-2022, the Library Parcel Tax provides approximately 17% of the \$5.6 million Acquisition of Materials budget and 60% of the \$1.0 million Automation Projects and System Maintenance allocation. On June 3, 2014, over 81% of San José voters approved the continuation of the Library Parcel Tax for 25 years, beginning in 2015-2016. This commitment of Library Parcel Tax resources is critical to maintaining the Library's ongoing efforts and supporting its potential growth.



Tech Center, Almaden Branch Library

The Branch Facilities Master Plan (2000) concluded that the City's branch library system needed significant capital improvements, including reconstruction or replacement of 14 of the 17 existing branches, and construction of six additional branches in under-served neighborhoods. In November 2000, 75.7% of San José voters approved a \$212.0 million library bond measure to improve the branch library system in accordance with the Branch Facilities Master Plan. In April 2016, the Village Square Branch Library was opened to

the public, marking the completion of the last programmed bond project. The final bond sale (\$5.9 million) occurred in 2019-2020, with the remainder of the funds being allocated for various new bond eligible projects, including renovations at the Biblioteca Branch Library, and efficiency improvements at various branch libraries.

PROGRAM HIGHLIGHTS

The Library Capital Program's expenditures are organized to show the use of funds in several categories. The following highlights the major projects in the program. For further information on the program's individual projects, please refer to the Detail Pages.

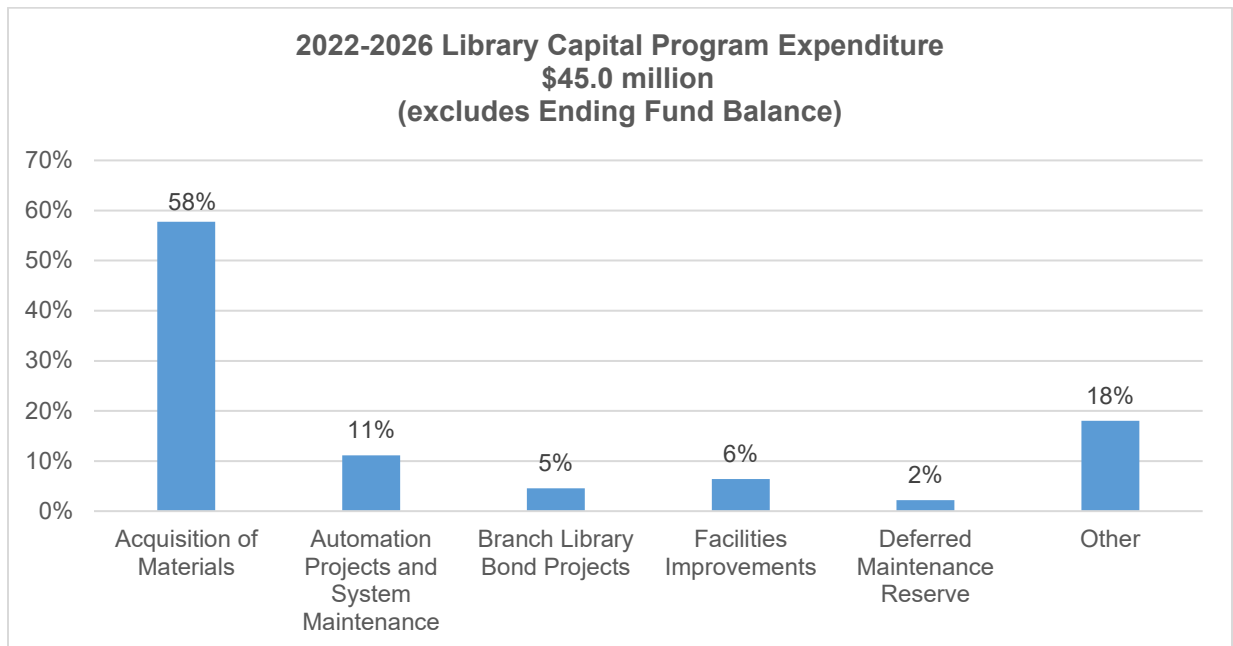
Library

2022-2026 Adopted Capital Improvement Program Overview

PROGRAM HIGHLIGHTS

Acquisition of Materials

A total of \$26.0 million is allocated in the 2022-2026 Adopted CIP for the purchase of new materials. This funding enables the Library Department to add new materials at all facilities, including non-English language materials, children’s books, large type books, audio books, and media materials. On an annual basis, the Library must replenish its inventory to ensure the public has access to high quality and current materials.



Automation Projects and System Maintenance

The 2022-2026 CIP includes \$5.0 million for Automation Projects and System Maintenance, which will benefit all service outlets and work units. The Library Department will continue the installation and maintenance of internet and online reference sources for public use, and additional computer workstations or mobile computing devices at library facilities. Currently, 19 of the 23 branch libraries have Automated Materials Handling systems, with two of the branches having both a system inside the branch and a drive-up system.

Branch Library Bond Projects

The 2022-2026 CIP contains funding for improvements and efficiency projects to the City’s oldest branch libraries. The remainder of the 2019-2020 bond issuance for \$5.9 million is anticipated to be expended by the end of 2022-2023 and will support improvements at Biblioteca Branch Libraries and efficiency improvements at other various branch libraries.

Library

2022-2026 Adopted Capital Improvement Program Overview

PROGRAM HIGHLIGHTS

Facilities Improvements and Library Equipment and Furnishings

The 2022-2026 CIP includes funding of \$3.4 million for improvements and maintenance of library facilities. Key improvements include preventative measures such as painting, carpet installation, security surveillance installations, heating, ventilation, and air conditioning (HVAC) upgrades, and roof repairs or replacement at all branch facilities.

Dr. Martin Luther King, Jr. Library

The Dr. Martin Luther King, Jr. Library (King Library) is an innovative collaboration between the City of San José and San José State University (SJSU). While operated jointly by SJSU and the San José Public Library System, King Library is owned and managed by SJSU. Costs for facilities management, interior improvements, and regular maintenance are paid by both agencies, as defined by the Cost Sharing Agreement Between the City of San José and San José State University, and the Agreement for Ownership and Operation of Joint Library Building and Grant of Easement (Operating Agreement). Over the last two CIPs funding has been allocated from the Library C&C Tax Fund for the Dr. Martin Luther King, Jr. Library Atrium project (\$1.2 million), Dr. Martin Luther King, Jr. Library Escalator Replacement (\$476,000), and the 4th Street Lawn Replacement project (\$275,000). King Library is more than 15 years old and SJSU is recommending approximately \$20.6 million of capital improvements be made over the next five years. The Library's portion of these projects may total \$7.8 million, and although this funding is not included in the CIP, a new Dr. Martin Luther King, Jr. Library Infrastructure Backlog Reserve (\$300,000) is allocated to begin setting aside funding for these future improvements. Specific King Library projects will be evaluated for inclusion in future CIP's, pending funding resources.



Dr. Martin Luther King, Jr. Library

MAJOR CHANGES FROM THE 2021-2025 ADOPTED CIP

The overall size of the Library CIP has decreased by \$3.1 million (from \$48.6 million in the 2021-2025 Adopted CIP to \$45.5 million in the 2022-2026 Adopted CIP), which is primarily due to a decrease in Branch Libraries Bond Projects revenue (\$3.1 million) and lower capital contributions from the Library Parcel Tax (\$2.9 million), partially offset by higher estimated C&C Tax revenue (3.7 million). Additionally, the 2022-2026 CIP includes the creation of two new reserves, which begins to set aside funding for future infrastructure backlog needs: the Library Branches Infrastructure Backlog Reserve (\$700,000), and the Dr. Martin Luther King, Jr. Library Infrastructure Backlog Reserve (\$300,000).

Library

2022-2026 Adopted Capital Improvement Program

Overview

OPERATING BUDGET IMPACT

It is anticipated that there will be no additional operating and maintenance costs associated with projects included in the 2022-2026 CIP.

COUNCIL-APPROVED REVISIONS TO THE PROPOSED CAPITAL IMPROVEMENT PROGRAM

During the June budget hearings, City Council approved several changes to the Library Capital Improvement Program. This included the rebudgeting of unexpended funding for projects totaling \$1.6 million, which primarily includes Biblioteca Library Improvements (\$1.0 M), Acquisition of Materials (\$300,000), Family-Friendly City Facilities (\$151,000), and Maker[Space]Ship Vehicle (\$100,000).

Library Capital
2022-2026 Adopted Capital Improvement Program
Source of Funds (Combined)

	Estimated						
	2020-2021	2021-2022	2022-2023	2023-2024	2024-2025	2025-2026	5-Year Total
Branch Libraries Bond Projects Fund (472)							
Beginning Balance	6,892,586	3,678,586	862,000				3,678,586*
Revenue from Use of Money and Property							
Interest Income	65,000	30,000	5,000				35,000
TOTAL Revenue from Use of Money and Property	65,000	30,000	5,000				35,000
Total Branch Libraries Bond Projects Fund (472)	6,957,586	3,708,586	867,000				3,713,586*
Library Construction and Conveyance Tax Fund (393)							
Beginning Balance	8,681,053	7,315,503	4,446,503	3,727,503	2,756,503	1,589,503	7,315,503*
Reserve for Encumbrance	692,828						
Revenue from Use of Money and Property							
Interest Income	159,000	159,000	159,000	159,000	159,000	159,000	795,000
TOTAL Revenue from Use of Money and Property	159,000	159,000	159,000	159,000	159,000	159,000	795,000
Construction & Conveyance Tax							
C&C Tax Proceeds	5,688,000	5,404,000	5,404,000	5,119,000	5,119,000	5,119,000	26,165,000
TOTAL Construction & Conveyance Tax	5,688,000	5,404,000	5,404,000	5,119,000	5,119,000	5,119,000	26,165,000
Total Library Construction and Conveyance Tax Fund (393)	15,220,881	12,878,503	10,009,503	9,005,503	8,034,503	6,867,503	34,275,503*

Library Capital
2022-2026 Adopted Capital Improvement Program
Source of Funds (Combined)

	Estimated						
	2020-2021	2021-2022	2022-2023	2023-2024	2024-2025	2025-2026	5-Year Total
Library Parcel Tax Capital Fund (483)							
Beginning Balance	420,670	94,462	0	0	0	0	94,462*
Reserve for Encumbrance	159,173						
Transfers and Reimbursements							
Transfer from Library Parcel Tax Fund (F418)	1,939,141	1,455,538	1,500,000	1,500,000	1,500,000	1,500,000	7,455,538
TOTAL Transfers and Reimbursements	1,939,141	1,455,538	1,500,000	1,500,000	1,500,000	1,500,000	7,455,538
Total Library Parcel Tax Capital Fund (483)	2,518,984	1,550,000	1,500,000	1,500,000	1,500,000	1,500,000	7,550,000*
TOTAL SOURCES	24,697,451	18,137,089	12,376,503	10,505,503	9,534,503	8,367,503	45,539,089*

* The 2022-2023 through 2025-2026 Beginning Balances are excluded from the Five-Year Total Source of Funds to avoid multiple counting of the same funds.

Library Capital
2022-2026 Adopted Capital Improvement Program
Use of Funds (Combined)

	Estimated 2020-2021	2021-2022	2022-2023	2023-2024	2024-2025	2025-2026	5-Year Total
<u>Library Capital</u>							
Biblioteca Library Improvements	2,700,000	1,000,000					1,000,000
Branch Efficiency Projects	535,000	470,586	417,000	50,000	50,000	50,000	1,037,586
Library Facilities Upgrades	68,000						
Branch Library Bond Projects	3,303,000	1,470,586	417,000	50,000	50,000	50,000	2,037,586
Bridge Libraries	7,632	482,000					482,000
Dr. Martin Luther King, Jr. Library Escalator Replacement	476,000						
Facilities Improvements - Library	305,154	1,526,000	725,000	150,000	300,000	175,000	2,876,000
Other Library - Construction	788,786	2,008,000	725,000	150,000	300,000	175,000	3,358,000
Library - Construction	4,091,786	3,478,586	1,142,000	200,000	350,000	225,000	5,395,586
4th Street Lawn Replacement Project	250,929						
Acquisition of Materials	5,933,744	5,600,000	5,100,000	5,100,000	5,100,000	5,100,000	26,000,000
Automation Projects and System Maintenance	1,753,412	1,000,000	1,000,000	1,000,000	1,000,000	1,000,000	5,000,000
Facilities Management	484,000	496,000	509,000	531,000	558,000	575,000	2,669,000
Family-Friendly City Facilities (Library)		151,000					151,000
General Equipment and Furnishings	287,761	95,000	95,000	95,000	95,000	95,000	475,000
Materials Handling Technology	1						
Mobile Maker[Space]ship Vehicle	44,000	100,000					100,000
Program Management - Library Capital Program	441,000	450,000	464,000	479,000	493,000	509,000	2,395,000
General Non-Construction - Library	9,194,847	7,892,000	7,168,000	7,205,000	7,246,000	7,279,000	36,790,000
Library - Non Construction	9,194,847	7,892,000	7,168,000	7,205,000	7,246,000	7,279,000	36,790,000
Capital Program and Public Works	1,000	1,000	1,000	1,000	1,000	1,000	5,000
Department Support Service Costs							
Infrastructure Management System - Library	155,000	170,000	175,000	180,000	185,000	191,000	901,000

Library Capital
2022-2026 Adopted Capital Improvement Program
Use of Funds (Combined)

	Estimated						
	2020-2021	2021-2022	2022-2023	2023-2024	2024-2025	2025-2026	5-Year Total
Allocations	156,000	171,000	176,000	181,000	186,000	192,000	906,000
City Hall Debt Service Fund	4,000	4,000	4,000	4,000	4,000	4,000	20,000
Transfers to Special Funds	4,000	4,000	4,000	4,000	4,000	4,000	20,000
General Fund - Interest Income	162,267	159,000	159,000	159,000	159,000	159,000	795,000
Transfers to the General Fund	162,267	159,000	159,000	159,000	159,000	159,000	795,000
Transfers Expense	166,267	163,000	163,000	163,000	163,000	163,000	815,000
Dr. Martin Luther King, Jr. Library Improvements Reserve		124,000					124,000
Dr. Martin Luther King, Jr. Library Infrastructure Backlog Reserve		300,000					300,000
Library Branches Infrastructure Backlog Reserve		700,000					700,000
Expense Reserves - Non Construction		1,124,000					1,124,000
Total Expenditures	13,608,900	12,828,586	8,649,000	7,749,000	7,945,000	7,859,000	45,030,586
Ending Fund Balance	11,088,551	5,308,503	3,727,503	2,756,503	1,589,503	508,503	508,503*
TOTAL	24,697,451	18,137,089	12,376,503	10,505,503	9,534,503	8,367,503	45,539,089*

* The 2021-2022 through 2024-2025 Ending Balances are excluded from the FIVE-YEAR TOTAL USE OF FUNDS to avoid multiple counting of the same funds.

Library Capital Program
2022-2026 Adopted Capital Improvement Program
Detail of One-Time Projects

Biblioteca Library Improvements

CSA	Neighborhood Services	Initial Start Date	3rd Qtr. 2020
CSA Outcome	Safe and Clean Parks, Facilities, and Attractions	Initial End Date	2nd Qtr. 2021
Location	921 South First Street	Revised Start Date	
Dept Owner	Library	Revised End Date	1st Qtr. 2022
Council Districts	3	Initial Project Budget	\$3,700,000
Appropriation	A421D	FY Initiated	2020-2021

Description This project provides funding for improvements at the Biblioteca Branch Library. Project elements may include remodeling the interior layout of the library to improve use of space in both public and staff areas, upgrading existing restrooms, replacing lighting fixtures, replacing the existing entrance door, installing a security camera system, installing a audio-visual system for the community room, and other minor improvements.

Justification With the passage of the Library bond measure during the November 2000 General Election, voters provided financial support for 20 new or expanded branch libraries.

Notes

Major Cost Changes

	PRIOR YEARS	FY21 EST	FY22	FY23	FY24	FY25	FY26	5 YEAR TOTAL	BEYOND 5 YEARS	PROJECT TOTAL
Expenditure Schedule (000s)										
Design		370								370
Bid & Award		5								5
Construction		2,325	1,000					1,000		3,325
Total		2,700	1,000					1,000		3,700

Funding Source Schedule (000s)										
Branch Libraries Bond Projects Fund (472)		2,700	1,000					1,000		3,700
Total		2,700	1,000					1,000		3,700

Annual Operating Budget Impact (000s)										
Total										

Library Capital Program
2022-2026 Adopted Capital Improvement Program
Detail of One-Time Projects

Bridge Libraries

CSA	Neighborhood Services	Initial Start Date	3rd Qtr. 2017
CSA Outcome	Safe and Clean Parks, Facilities and Attractions	Initial End Date	2nd Qtr. 2018
Location	Mt. Pleasant Bridge Branch; and TBD	Revised Start Date	
Dept Owner	Library	Revised End Date	4th Qtr. 2022
Council Districts	5	Initial Project Budget	\$650,000
Appropriation	A401Q	FY Initiated	2017-2018

Description This project provides funding for the development of two bridge branch libraries on City-owned and/or a school district land. Bridge libraries serve as a local hub offering a range of library programs for both youth and their families, as well as provide space for the community to convene, engage, and access resources bridging known geographic and economic barriers.

Justification In response to the need for literacy resources for low-income families and the potential of minimizing cost through partnerships, the San José Public Library is seeking partners to install small bridge libraries at locations to be determined.

Notes The end date of this project will likely be further revised. The Mt. Pleasant Bridge Branch Library was completed in 2018-2019, however, the site of the second new facility has not yet been determined. Once the second bridge branch library location is identified, operating and maintenance needs will be determined and if necessary, will be reflected in a future CIP. After the second bridge library is completed, any remaining project funds may be used to remodel an in-kind facility at a school district site.

Major Cost Changes

	PRIOR YEARS	FY21 EST	FY22	FY23	FY24	FY25	FY26	5 YEAR TOTAL	BEYOND 5 YEARS	PROJECT TOTAL
Expenditure Schedule (000s)										
General Administration	10	8								18
Construction	151		482					482		633
Total	161	8	482					482		651

Funding Source Schedule (000s)										
Library Construction and Conveyance Tax Fund (393)	161	8	482					482		651
Total	161	8	482					482		651

Annual Operating Budget Impact (000s)										
Total										

Library Capital Program
2022-2026 Adopted Capital Improvement Program
Detail of One-Time Projects

Family-Friendly City Facilities (Library)

CSA	Neighborhood Services	Initial Start Date	3rd Qtr. 2019
CSA Outcome	Safe and Functional Public Infrastructure, Facilities, and Equipment	Initial End Date	2nd Qtr. 2021
Location	Various	Revised Start Date	3rd Qtr. 2021
Dept Owner	Library	Revised End Date	2nd Qtr. 2022
Council Districts	City-wide	Initial Project Budget	\$151,000
Appropriation	A422T	FY Initiated	2019-2020

Description This allocation provides funding for the installation of five lactation pods and two changing tables at various library branches in the City of San José, which will provide private areas for mothers of newborns who require clean and private lactation areas.

Justification This project provides funding for renovations that address community needs throughout the City of San José.

Notes Funding is also allocated in the Parks and Community Facilities Development Program (Parks City-Wide C&C Tax Fund) to install lactation pods and/or changing tables at various parks facilities.

Major Cost Changes

	PRIOR YEARS	FY21 EST	FY22	FY23	FY24	FY25	FY26	5 YEAR TOTAL	BEYOND 5 YEARS	PROJECT TOTAL
Expenditure Schedule (000s)										
Equipment, Materials and Supplies			151					151		151
Total			151					151		151

	PRIOR YEARS	FY21 EST	FY22	FY23	FY24	FY25	FY26	5 YEAR TOTAL	BEYOND 5 YEARS	PROJECT TOTAL
Funding Source Schedule (000s)										
Library Construction and Conveyance Tax Fund (393)			151					151		151
Total			151					151		151

	PRIOR YEARS	FY21 EST	FY22	FY23	FY24	FY25	FY26	5 YEAR TOTAL	BEYOND 5 YEARS	PROJECT TOTAL
Annual Operating Budget Impact (000s)										
Total										

Library Capital Program
2022-2026 Adopted Capital Improvement Program
Detail of Ongoing Projects

Acquisition of Materials

CSA Outcome	Vibrant Cultural, Learning, Recreation, and Leisure Opportunities	Council Districts	City-wide
Department Owner	Library	Appropriation	A4078
Description	This allocation provides funding for the acquisition of books, periodical subscriptions, DVDs/Blu-rays, electronic resources, and other types of materials for the Library's collection.		

	FY21 Budget	FY21 EST	FY22	FY23	FY24	FY25	FY26	5 Year Total
Expenditure Schedule (000s)								
Equipment, Materials and Supplies	6,234	5,934	5,600	5,100	5,100	5,100	5,100	26,000
Total	6,234	5,934	5,600	5,100	5,100	5,100	5,100	26,000

	FY21 Budget	FY21 EST	FY22	FY23	FY24	FY25	FY26	5 Year Total
Funding Source Schedule (000s)								
Library Construction and Conveyance Tax Fund (393)	4,498	4,248	4,650	4,200	4,200	4,200	4,200	21,450
Library Parcel Tax Capital Fund (483)	1,736	1,686	950	900	900	900	900	4,550
Total	6,234	5,934	5,600	5,100	5,100	5,100	5,100	26,000

Automation Projects and System Maintenance

CSA Outcome	Vibrant Cultural, Learning, Recreation, and Leisure Opportunities	Council Districts	City-wide
Department Owner	Library	Appropriation	A4083
Description	This allocation provides funding for automation equipment to improve information access and electronic processing. Funds may be used to purchase, maintain and upgrade catalogs, automated reference resources, and costs related to the installation and maintenance of the online system.		

	FY21 Budget	FY21 EST	FY22	FY23	FY24	FY25	FY26	5 Year Total
Expenditure Schedule (000s)								
Equipment, Materials and Supplies	1,753	1,753	1,000	1,000	1,000	1,000	1,000	5,000
Total	1,753	1,753	1,000	1,000	1,000	1,000	1,000	5,000

	FY21 Budget	FY21 EST	FY22	FY23	FY24	FY25	FY26	5 Year Total
Funding Source Schedule (000s)								
Library Construction and Conveyance Tax Fund (393)	1,015	1,015	400	400	400	400	400	2,000
Library Parcel Tax Capital Fund (483)	738	738	600	600	600	600	600	3,000
Total	1,753	1,753	1,000	1,000	1,000	1,000	1,000	5,000

Library Capital Program
2022-2026 Adopted Capital Improvement Program
Detail of Ongoing Projects

Branch Efficiency Projects

CSA Outcome	Safe and Clean Parks, Facilities, and Attractions	Council Districts	City-wide
Department Owner	Library	Appropriation	A7175
Description	This allocation provides ongoing funding for various capital projects that will improve workflow efficiency, reduce energy costs, and/or reduce maintenance costs. Projects may include automated materials check-in and sorting systems for the branch libraries, LED enhancements, security cameras in branch parking lots and branch interiors, and reconfiguring service desks to bring older branches in-line with current service models.		

	FY21 Budget	FY21 EST	FY22	FY23	FY24	FY25	FY26	5 Year Total
Expenditure Schedule (000s)								
Equipment, Materials and Supplies	535	535	471	417	50	50	50	1,038
Total	535	535	471	417	50	50	50	1,038

	FY21 Budget	FY21 EST	FY22	FY23	FY24	FY25	FY26	5 Year Total
Funding Source Schedule (000s)								
Branch Libraries Bond Projects Fund (472)	511	511	471	417				888
Library Construction and Conveyance Tax Fund (393)	24	24			50	50	50	150
Total	535	535	471	417	50	50	50	1,038

Facilities Improvements - Library

CSA Outcome	Safe and Clean Parks, Facilities, and Attractions	Council Districts	City-wide
Department Owner	Library	Appropriation	A5884
Description	This allocation provides ongoing funding for roof and carpet replacement and other capital infrastructure needs, including emergency repairs. Projects are scheduled as needed throughout the fiscal year.		

	FY21 Budget	FY21 EST	FY22	FY23	FY24	FY25	FY26	5 Year Total
Expenditure Schedule (000s)								
Construction	305	305	1,526	725	150	300	175	2,876
Total	305	305	1,526	725	150	300	175	2,876

	FY21 Budget	FY21 EST	FY22	FY23	FY24	FY25	FY26	5 Year Total
Funding Source Schedule (000s)								
Branch Libraries Bond Projects Fund (472)			1,376	450				1,826
Library Construction and Conveyance Tax Fund (393)	305	305	150	275	150	300	175	1,050
Total	305	305	1,526	725	150	300	175	2,876

Library Capital Program
2022-2026 Adopted Capital Improvement Program
Detail of Ongoing Projects

Facilities Management

CSA Outcome	Safe and Clean Parks, Facilities, and Attractions	Council Districts	City-wide
Department Owner	Library	Appropriation	A7350
Description	This allocation provides funding for a Program Manager and Library Assistant to manage and monitor branch library facilities.		

	FY21 Budget	FY21 EST	FY22	FY23	FY24	FY25	FY26	5 Year Total
Expenditure Schedule (000s)								
General Administration	484	484	496	509	531	558	575	2,669
Total	484	484	496	509	531	558	575	2,669

	FY21 Budget	FY21 EST	FY22	FY23	FY24	FY25	FY26	5 Year Total
Funding Source Schedule (000s)								
Library Construction and Conveyance Tax Fund (393)	484	484	496	509	531	558	575	2,669
Total	484	484	496	509	531	558	575	2,669

General Equipment and Furnishings

CSA Outcome	Safe and Clean Parks, Facilities, and Attractions	Council Districts	City-wide
Department Owner	Library	Appropriation	A4706
Description	This allocation provides ongoing funding for the purchase of equipment such as shelving, material displays, vehicles, Wee Play structures and supplies, replacement of circulation desks, and other furnishings at Library branches.		

	FY21 Budget	FY21 EST	FY22	FY23	FY24	FY25	FY26	5 Year Total
Expenditure Schedule (000s)								
Equipment, Materials and Supplies	288	288	95	95	95	95	95	475
Total	288	288	95	95	95	95	95	475

	FY21 Budget	FY21 EST	FY22	FY23	FY24	FY25	FY26	5 Year Total
Funding Source Schedule (000s)								
Library Construction and Conveyance Tax Fund (393)	288	288	95	95	95	95	95	475
Total	288	288	95	95	95	95	95	475

Library Capital Program
2022-2026 Adopted Capital Improvement Program
Detail of Ongoing Projects

Mobile Maker[Space]ship Vehicle

CSA Outcome	Vibrant Cultural, Learning, Recreation, and Leisure Opportunities	Council Districts	City-wide
Department Owner	Library	Appropriation	A6417
Description	This allocation provides funding for the purchase of new material and technology upgrades for the Mobile Maker[Space]ship vehicle. When the vehicle was created, it was outfitted with a variety of technology, including 3-D printers, laptops and tablets, a vinyl cutter, laser cutter, and several robotic kits. Funding allocated in 2021-2022 will upgrade technology equipment as part of the four-year upgrade cycle for the vehicle. The need for future ongoing funding will be evaluated once the current upgrade cycle is complete.		

	FY21 Budget	FY21 EST	FY22	FY23	FY24	FY25	FY26	5 Year Total
Expenditure Schedule (000s)								
Equipment, Materials and Supplies	140	40	100					100
Maintenance, Repairs, Other	4	4						
Total	144	44	100					100

	FY21 Budget	FY21 EST	FY22	FY23	FY24	FY25	FY26	5 Year Total
Funding Source Schedule (000s)								
Library Construction and Conveyance Tax Fund (393)	144	44	100					100
Total	144	44	100					100

Program Management - Library Capital Program

CSA Outcome	Vibrant Cultural, Learning, Recreation, and Leisure Opportunities	Council Districts	City-wide
Department Owner	Library	Appropriation	A6422
Description	This allocation provides ongoing funding for the administration, management, and monitoring of the Library Capital Program. Portions of the City Librarian, Assistant City Librarian, Administrative Officer, Senior Analyst, and an Analyst are included in the Capital Program Management Budget.		

	FY21 Budget	FY21 EST	FY22	FY23	FY24	FY25	FY26	5 Year Total
Expenditure Schedule (000s)								
General Administration	441	441	450	464	479	493	509	2,395
Total	441	441	450	464	479	493	509	2,395

	FY21 Budget	FY21 EST	FY22	FY23	FY24	FY25	FY26	5 Year Total
Funding Source Schedule (000s)								
Library Construction and Conveyance Tax Fund (393)	441	441	450	464	479	493	509	2,395
Total	441	441	450	464	479	493	509	2,395

Library Capital Program
2022-2026 Adopted Capital Improvement Program
Summary of Reserves

Project Name Dr. Martin Luther King, Jr. Library Improvements Reserve
5-Yr CIP Budget \$ 124,000
Total Budget \$ 124,000
Council Districts City-wide
Description This reserve provides funding for future Dr. Martin Luther King, Jr. Library projects.

Project Name Dr. Martin Luther King, Jr. Library Infrastructure Backlog Reserve
5-Yr CIP Budget \$ 300,000
Total Budget \$ 300,000
Council Districts City-wide
Description This reserve provides funding to address future deferred maintenance and infrastructure backlog needs at the Dr. Martin Luther King, Jr. Library.

Project Name Library Branches Infrastructure Backlog Reserve
5-Yr CIP Budget \$ 700,000
Total Budget \$ 700,000
Council Districts City-wide
Description This reserve provides funding to address future deferred maintenance and infrastructure backlog needs at all Library branch locations.
