

CITY OF SAN JOSE 2021-2022 ADOPTED OPERATING BUDGET

SAN JOSE AT A GLANCE

STRATEGIC LOCATION

Situated between the Diablo and Santa Cruz mountain ranges, San José encompasses approximately 181 square miles at the southern tip of the San Francisco Bay. San José's central location between San Francisco to the north and Monterey/Carmel to the south makes the "Capital of Silicon Valley" a gateway to adventures throughout California.



With a population of over one million, San José is the 10th largest city in the nation.¹ Over 1.9 million people reside in Santa Clara County, of which San José is the county seat.

HISTORY

In November 1777, El Pueblo San José de Guadalupe became the first civil settlement in California. The settlement was mostly occupied by the Ohlone Indians along the Guadalupe River and Spanish settlers. At that time, San José was a farming community cultivating a number of different crops, which served the military

communities in San Francisco and Monterey. In 1850, San José became the first capital of California, but this honor remained for only two years due to flooding in downtown and the lack of hotel capacity. Furthering San José's difficulties, the city was plagued with floods, earthquakes, and fires in the early 1900s. However, over the next century, San José experienced one of the most significant economic changes in California history, transforming from an agricultural community to what is known today as the "Capital of Silicon Valley."

QUALITY OF LIFE

San José's quality of life is unsurpassed. With an average of 300 days of sunshine per year and temperature averages varying from 50 degrees in January to 70 degrees in July, those living and working in San José can enjoy the city's many attractions, cultural and performing arts, sports and recreation opportunities, and year-round festivals and celebrations. San José has received accolades from The Milken Institute, Forbes, The Atlantic, and other national media as the place to live and do business.

DIVERSITY

Diversity is a hallmark of San José; a city proud of the cultural and ethnic diversity of its population and workforce and the rich cultural identity of its many neighborhoods. City residents speak more than 50 different languages. A full 40% of San Jose residents were born in a country outside the US, including 52% of adult residents over the age of 25.² Japantown is a popular tourist stop and a cornerstone neighborhood full of tradition.



¹ U.S. Source: Census Bureau, Population Division, Annual Estimates of the Resident Population for Incorporated Places of 50,000 or More, Ranked by July 1, 2019 Population (Released May 2020)

² City of San José, Office of Economic Development and Cultural Affairs

CITY OF SAN JOSE 2021-2022 ADOPTED OPERATING BUDGET

SAN JOSE AT A GLANCE

DIVERSITY

Little Saigon is a haven of Vietnamese-owned and operated businesses where customers and tourists can experience unique shopping experiences and diverse restaurants. Biblioteca Latinoamericana, one of the City's innovative library branches, boasts one of the largest collections of Spanish language materials in northern California. The city hosts many cultural festivals and numerous ethnic chambers of commerce are active in the community. According to the United States Census Bureau as of April 2021, San José residents are 38% Asian, 31% Hispanic, 25% White, 3% African American, and 3% other/two or more races.

EDUCATION

Sixteen public school districts and an estimated 300 private and parochial schools provide families with a range of educational choices. Innovative programs in local school districts include a



nationally acclaimed performing arts magnet and concentrations in aerospace, international studies, math and science, and radio and television. Higher education facilities in and around San José are distinguished. San José State University (SJSU) is California's oldest public university, founded in 1857. It offers strong programs in business, information technology, journalism, mass communications, and engineering, with SJSU graduating twice as many engineers annually as any nearby university. In addition, the collaboration between SJSU and the City of San José to construct and operate the Dr. Martin Luther King, Jr. Library

(King Library), the first joint City/University library, earned the prestigious national title of Gale/Library Journal 2004 Library of the Year. The King Library also received the National Medal for Museum and Library Service from the Institute of Museum and Library Services in 2011.

Area colleges include Santa Clara University, the State's oldest institution of higher private education, founded in 1851. Other excellent nearby universities include Stanford University, University of California at Berkeley, University of California at San Francisco, and University of California at Santa Cruz. Seven community colleges serve the County of Santa Clara, offering a variety of two-year programs and work-ready certificate programs. Community-based programs like Metropolitan Education District and the Center for Employment Training fill the need for basic skills and job training.

ECONOMIC DIVERSITY

Perhaps more important than rankings and statistics, the term "Capital of Silicon Valley" describes not only a city and geographic region, but also a culture, an entrepreneurial energy, a spirit of innovation, and a symbol of opportunity. While San José and the greater Silicon Valley are largely associated with the technology industry, the city's business profile is diverse and healthy. San José is home to approximately 66,000 businesses employing a total of 439,000 workers in sectors ranging from advanced manufacturing to healthcare to software.³ Commercial, retail, industrial, professional, and service businesses all thrive in San José.

³ City of San José, Office of Economic Development and Cultural Affairs

CITY OF SAN JOSE
2021-2022 ADOPTED OPERATING BUDGET

SAN JOSE AT A GLANCE

INTERNATIONAL

On the international front, San José attracts significant foreign investment from throughout the globe, particularly in information technology industrial sectors. San José is also a leading city in exporting goods and services. The City's Office of Economic Development and Cultural Affairs also administers the region's Foreign Trade Zone, which allows manufacturing companies like Tesla, Lam Research, and Maxar Space to import parts used in manufacturing advanced technologies with reduced or delayed tariff assessment.

TOURISM

Residents and visitors enjoy the city's many attractions year-round: museums, parks, sports, multicultural festivals, theme parks, shopping, and, of course, great hotels and restaurants. Attractions include the Tech Museum of Innovation, San José Museum of Art, Raging Waters, Happy Hollow Park & Zoo, Japanese Friendship Garden, Winchester Mystery House, and Children's Discovery Museum of San José.

SPORTS

Several professional sports teams call San José home: the Sharks, National Hockey League; the Earthquakes, Major League Soccer; the Barracuda, Minor League Hockey; and the Giants, Minor League Baseball. The city also has a state-of-the-art community ice center, golf courses, and parklands, including over 61 miles of beautiful walking and biking trails.

TRANSPORTATION

San José/Silicon Valley has the following mass transportation options:

- The Norman Y. Mineta San José International Airport, located within minutes of downtown, served 11.3 million passengers in fiscal year 2019-2020 and estimated 4.2 million passengers in fiscal year 2020-2021 due to disruptions caused by the COVID-19 pandemic. As of June 30, 2021, there were 9 major passenger airlines operating service to 36 nonstop domestic and international destinations at SJC.
- The Santa Clara Valley Transportation Authority (VTA) carried an estimated total of 35.4 million passenger trips in 2019 on its bus and light rail system.
- Caltrain, a commuter rail service with 32 stations, runs from Gilroy through San José and north to San Francisco, with an average weekday ridership of 63,597 (2019). Caltrain operates 92 weekday trains, including 22 Baby Bullet express route trains that travel from San José to San Francisco in about an hour. Electrification of the Caltrain system is under construction, with electric trains anticipated to be in service in 2024.
- Bay Area Rapid Transit (BART) and California High-Speed Rail both have planned routes to Diridon Station in San José. In April 2012, construction began on phase one of the BART Silicon Valley Extension. Phase I construction activities are complete and passenger service began on June 13, 2020. Phase II construction activities are anticipated to begin in 2022.



CITY OF SAN JOSE 2021-2022 ADOPTED OPERATING BUDGET

SAN JOSE AT A GLANCE

BASIC CITY FACTS

FOUNDED: 1777; California's first civilian settlement
INCORPORATED: March 27, 1850; California's first incorporated City, and site of the first State capital

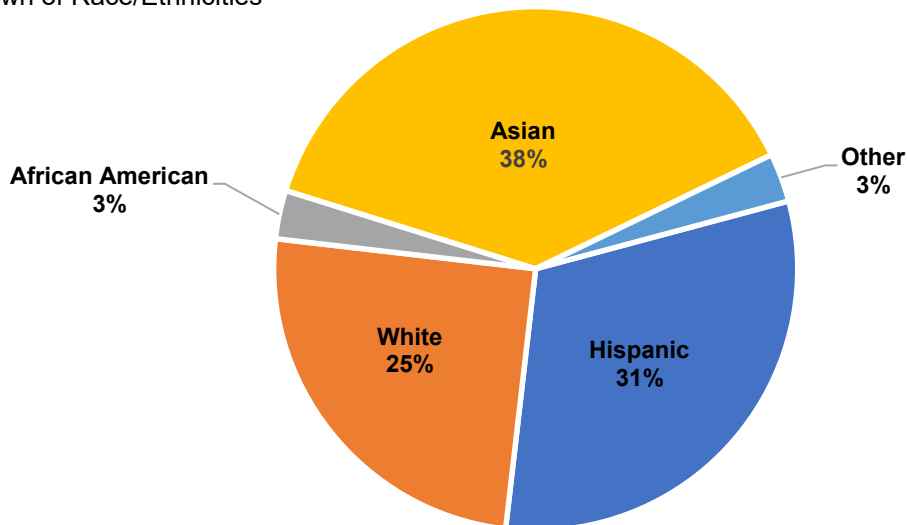
GENERAL DATA

Population ⁴	1,029,782
Registered Voters ⁵	526,833
Median Household Income ⁶	\$109,593
Miles of Streets	2,519
Miles of Alleys	2.58
Area of City (square miles)	180.7
Land Use:	
Single-Family	34%
Two-Family	2%
Multi-Family	4%
Mobile Home	1%
Commercial	4%
Industrial	10%
Public/Quasi-Public	0.75%
Airports	1%
Schools	3%
Parks/Open Space	17%
Roadways	16%
Downtown	0.25%
Other	7%



DEMOGRAPHICS

Breakdown of Race/Ethnicities⁷



⁴ State of California, Department of Finance, *E-1 Population Estimates for Cities, Counties and the State with Annual Percent Change — January 1, 2020 and 2021*. Sacramento, California, May 2021

⁵ Santa Clara County Registrar of Voters as of July 15th, 2021

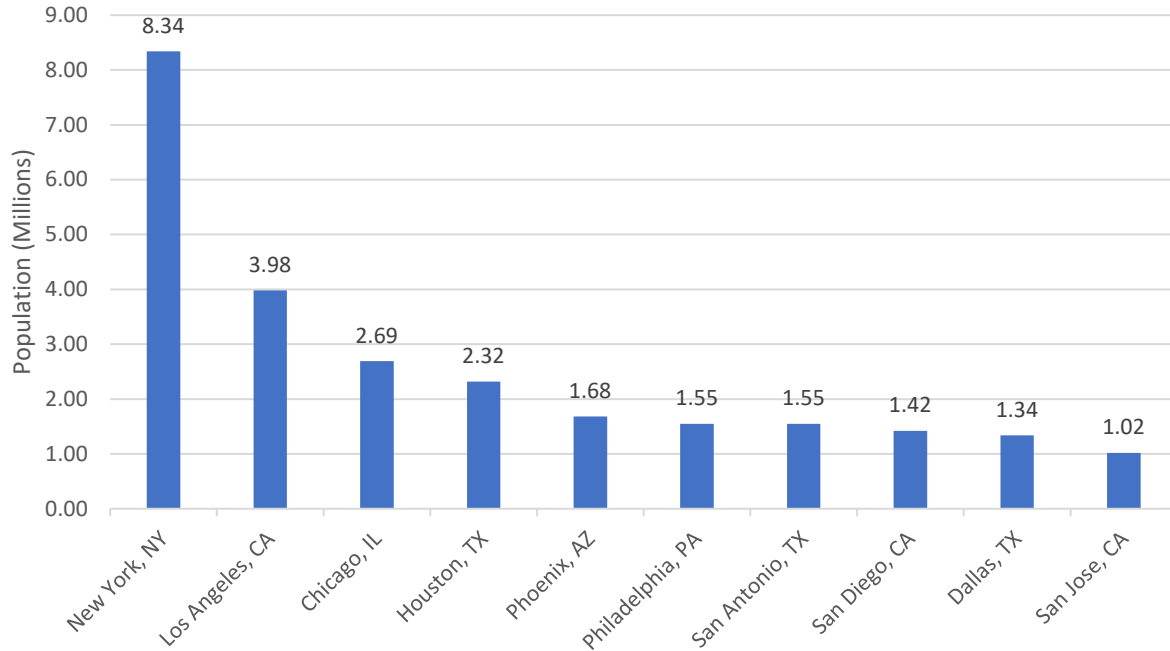
⁶ United States. Census Bureau, American Community Survey (ACS), 5-Year Estimates

⁷ United States. Census Bureau as of April 2021

**CITY OF SAN JOSE
2021-2022 ADOPTED OPERATING BUDGET**

SAN JOSE AT A GLANCE

POPULATION OF 10 LARGEST U.S. CITIES

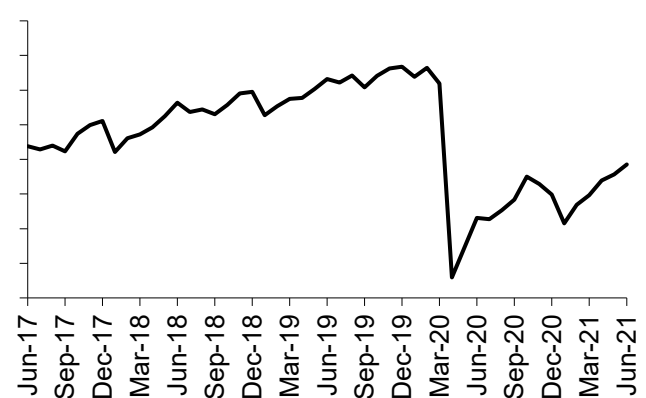


U.S. Source: Census Bureau, Population Division, Annual Estimates of the Resident Population for Incorporated Places of 50,000 or More, Ranked by July 1, 2019 Population (Released May 2020)

MAJOR EMPLOYERS*

<u>Company</u>	<u>Number of Employees</u>
County of Santa Clara	18,700
Cisco Systems	7,500
City of San José	6,592
PayPal, Inc.	3,868
San José State University	3,650
Adobe Systems Inc.	3,400
Kaiser Permanente	3,035
eBay	2,800
Western Digital	2,759
San Jose Unified School District	2,679
Target Stores	2,437
Super Micro Computer	2,230
IBM	2,200
Cadence Design Systems	1,956
Good Samaritan Health System	1,850
Intel	1,800
Xilinx	1,777
East Side Union High School District	1,765
Safeway	1,662
Costco	1,376

SAN JOSE EMPLOYMENT—MSA



Source: U.S. Census Bureau, California Employment Development Department

Source: City of San José, Office of Economic Development and Cultural Affairs
*Estimates as of April 2021. The information was gathered on an informal basis from sources believed to be reliable. The City can provide no assurances as to the accuracy or completeness of the information shown.

**CITY OF SAN JOSE
2021-2022 ADOPTED OPERATING BUDGET
SAN JOSE AT A GLANCE**

AIRPORT*

Size	1,050	Approx. Acres
Terminals	2	
Runways	3	
Hours of Operation	24	
Flights in 2020-2021:		
Commercial Airline Operations	61,258	
Cargo Commercial Airlines Operations	1,344	
General Aviation	48,959	
Military Flights	99	
Landings per Day in 2020-2021:		
Commercial	84	
General Aviation	67	
Number of Passengers in 2020-2021:	4.2	Million
Public Parking Spaces:		
Hourly Parking	1,443	
Daily Parking	1,150	
Economy Parking**	2,570	
Services:		
Passenger Airlines	9	
All-Cargo Airlines	2	
General Aviation Based Aircraft	140	



ENVIRONMENT AND UTILITIES*

Miles of Municipal Sewer Mains		2,327
Number of Water Pollution Control Plants ⁸		1
Number of Square Miles the Sanitary Sewer System Spans		180.7
Gallons of Wastewater the Plant has the Capacity to Treat Per Day		167 Million
Gallons of Wastewater Treated Per Day		97.3 Million
Number of Municipal Water Systems ⁹		1
Water Services in Municipal Water Service Area		27,193
Miles of Water Mains		345
Gallons of Potable Municipal Water Delivered		5.5 Billion
Gallons of Recycled Municipal Water Delivered		1.4 Billion
2020-2021 Recycled Materials:		
Tons of Paper	45,376	
Tons of Glass	23,213	
Tons of Cardboard	14,160	
Tons of Metals	4,707	
Tons of Plastics	7,241	
Tons of Other Materials	786	
Total Tons of Recyclables	95,483	



*Current Counts or 2020-2021 Year-End Estimates

**Current Counts or 2020-2021 Year-End Estimates, but includes the full number of parking spaces in newly constructed economy lot garage.

⁸ Serving the San José, Santa Clara, Milpitas, Campbell, Cupertino, Los Gatos, Saratoga, and Monte Sereno areas.

⁹ Serving the Evergreen, North San José, Alviso, Edenvale, and Coyote Valley areas. Other areas served by private water companies.

**CITY OF SAN JOSE
2021-2022 ADOPTED OPERATING BUDGET**

SAN JOSE AT A GLANCE

ENVIRONMENT AND UTILITIES*

2020-2021 Recycled Materials:

Multi-Family Dwelling Tons Composted	54,702
Single-Family Dwelling Tons Composted	105,002
Tons of Yard Trimmings	125,342
Tons of Used Motor Oil	199
Tons of Used Oil Filters	16

FIRE*

Fire Stations	33
Companies	43
Squad Units	3
Equipment	
Engines:	
Front Line	32
Relief	18
Trucks:	
Front Line	9
Relief	5
Brush Patrol Apparatus:	
Front Line	7
Relief	6
Aircraft Rescue and Firefighting Apparatus:	
Front Line	2
Relief	1
Urban Search/Rescue and Hazmat Apparatus:	
Front Line	3
Auxiliary Apparatus	95
Emergency Medical Calls	57,000
Fire Safety Code Inspections	18,304
Fires	4,000



LIBRARIES*

Number of Outlets:	
Main Library	1
Branches	24
Items Checked Out (Circulation)	2,342,720
Electronic Resources Checked Out (Circulation)	1,482,111
Books (Inventory)	1,708,758
Audio Visual Materials (Inventory)	316,603



PARKING*

Parking Meters	2,253
Parking Lots (1,107 total spaces)	6
Parking Garages (6,186 total spaces)	8

*Current Counts or 2020-2021 Year-End Estimates

**CITY OF SAN JOSE
2021-2022 ADOPTED OPERATING BUDGET**

SAN JOSE AT A GLANCE

PARKS, RECREATION AND NEIGHBORHOOD SERVICES*

Park Sites**	209
Basketball Hoops	159
Bocce Ball Courts	20
Exercise Courses	40
Handball Courts	11
Horseshoe Pits	52
Lawn Bowling Greens	1
Volleyball Courts	19
Skate Parks	7
Bike Parks	2
Multi-Use Fields	110
Swimming Pools	6
Tennis Courts	84.5
Park Acreage**	3,536
Playgrounds**	291
City-Operated Community Centers	12
Neighborhood Center Partner Program Operated Sites	36
Public Golf Courses	3
Gymnasiums	9
Fitness Rooms	6
Youth Centers	8
Walking and Biking Trails (miles)	61.6
Total Participation in Recreation Programs at Community Centers	78,143
Total Participation in Recreation Programs at Neighborhood Center Partners Program (formerly Re-Use Centers)	916



POLICE*

Police Stations	1
Police Marked Vehicles	316
Motorcycles	32
Horses	0
Dogs	14
Aircraft:	
Helicopter	1
Fixed Wing	0
Number of Emergency Calls Received	615,000
Number of Non-Emergency Calls Received	500,000
Cases Assigned Per Year	30,000



*Current Counts or 2020-2021 Year-End Estimates
**Data represents City services (excludes school data)