

SHEET NOTES.

TRASH ROUTE / STAGING PLAN. LEVEL 1.

1. STAFF SHALL TRANSPORT CONTAINERS FROM TRASH ENCLOSURE TO TRASH STAGING AREA PRIOR TO PICK-UP.
2. STAFF SHALL MOVE CONTAINERS BACK TO TRASH ENCLOSURE ONCE CONTAINERS HAVE BEEN EMPTIED.

GENERAL NOTES.

1. ANY DESIGNS OR SOLUTIONS SHOWN IN DRAWING, EITHER DIRECT OR IMPLIED, ARE HEREBY CLARIFIED AS EXAMPLES AND SHALL NOT BE CONSIDERED COMPLETE DESIGNS FOR CONSTRUCTION. THESE DRAWINGS ARE INTENDED TO SUPPLEMENT THE SUBMITTAL PACKAGE FROM ARCHITECT.
2. ANY PARTIAL INFORMATION, OMISSIONS, OR INACCURATE DESCRIPTIONS OF WORK SHOWN IN DRAWINGS, WHICH ARE NECESSARY TO PERFORM THE SCOPE OF WORK, SHALL NOT RELIEVE THE CONTRACTOR FROM COMPLETION OF WORK. ALL WORK SHALL BE PERFORMED TO SATISFY THE MINIMUM REQUIREMENTS OF THE CURRENT APPLICABLE BUILDING CODES.
3. CONTRACTOR SHALL FIELD VERIFY ALL DIMENSIONS AND CONDITIONS PRIOR TO START OF CONSTRUCTION. THE ARCHITECT SHALL BE PROMPTLY NOTIFIED OF ANY INCONSISTENCIES AND/OR DISCREPANCIES.

LEGEND.

— STAFF TRASH ROUTE FROM TRASH ENCLOSURE TO TRASH STAGING AREA.

PROJECTED COLLECTION SCHEDULE: TRASH ENCLOSURE		
SERVICE:	CONTAINER VOL / TYPE:	FREQUENCY:
DRY WASTE	(5) 96-GALLON TOTES	1x/wk
WET WASTE	(1) 96-GALLON TOTE	1x/wk

NOTE: SEE ARCHITECTURAL DRAWINGS FOR ALL DIMENSIONS NOT NEEDED FOR PLACEMENT OF TRASH EQUIPMENT.

TRASH ROUTE / STAGING PLAN
SITE PLAN AT GROUND LEVEL

SCALE: 1/32" = 1'-0"

REV	ISSUED FOR	DATE
REV 2	SUP	10/19/21

NOT FOR CONSTRUCTION

WAT KHMER KAMPUCHEA KROM
2740 RUBY AVENUE
SAN JOSE, CALIFORNIA 95148
APN: 652-29-014
PROJECT FILE NO. SP20-024

ANDREW MANN ARCHITECTURE
360 LANGTON STREET, SUITE 302
SAN FRANCISCO, CALIFORNIA 94103
TELEPHONE: 415-883-4134
ANDREW@MANNARCHITECTURE.COM

AMERICAN TRASH MANAGEMENT, INC
1500 Powell Street, Suite 220
Emeryville, CA 94608
415.292.5400
www.trashmanage.com

SHEET TITLE:
TRASH ROUTE / STAGING PLAN

ORIGINAL SHEET ISSUE DATE:
10/18/21

SCALE: As Indicated
DRAWN BY: BM

SHEET NUMBER:

TR0.0

DATE PRINTED:

PROJECTED COLLECTION SCHEDULE: TRASH ENCLOSURE		
SERVICE:	CONTAINER VOL / TYPE:	FREQUENCY:
DRY WASTE	(5) 96-GALLON TOTER CARTS	1x/wk
WET WASTE	(1) 96-GALLON TOTER CART	1x/wk

NOTE: SEE ARCHITECTURAL DRAWINGS FOR ALL DIMENSIONS NOT NEEDED FOR PLACEMENT OF TRASH EQUIPMENT.

SHEET NOTES:

TRASH ENCLOSURE PLAN. GROUND LEVEL.

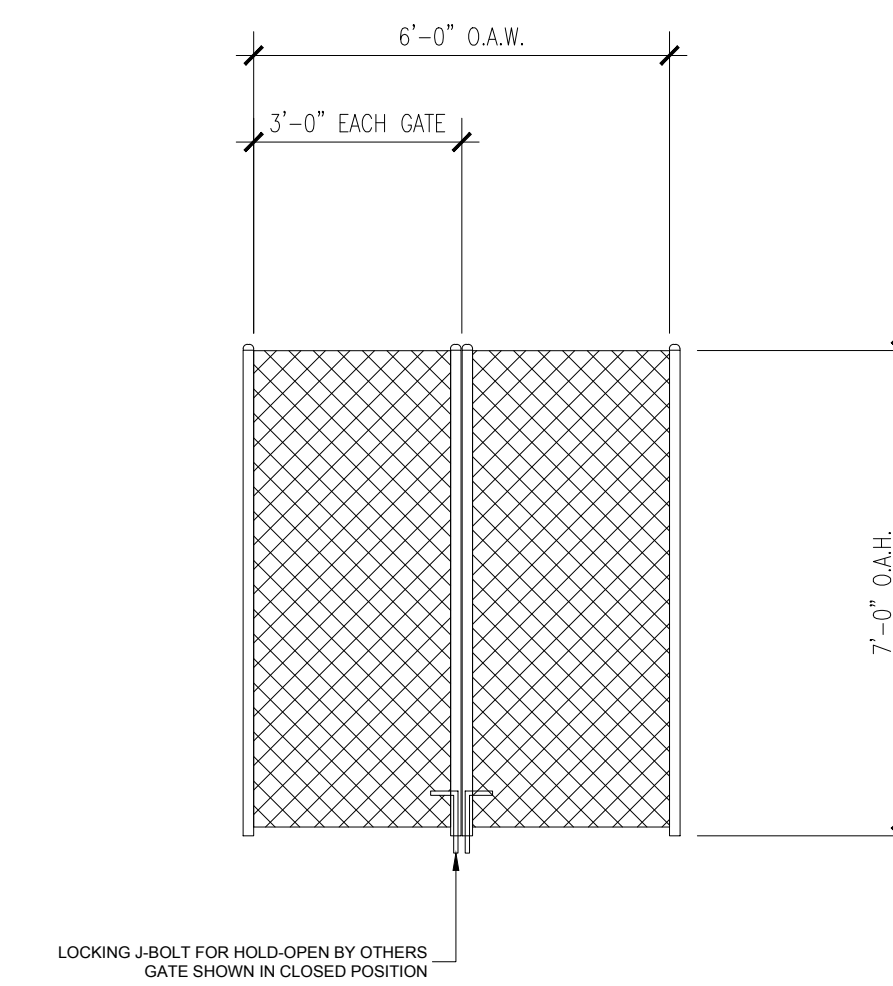
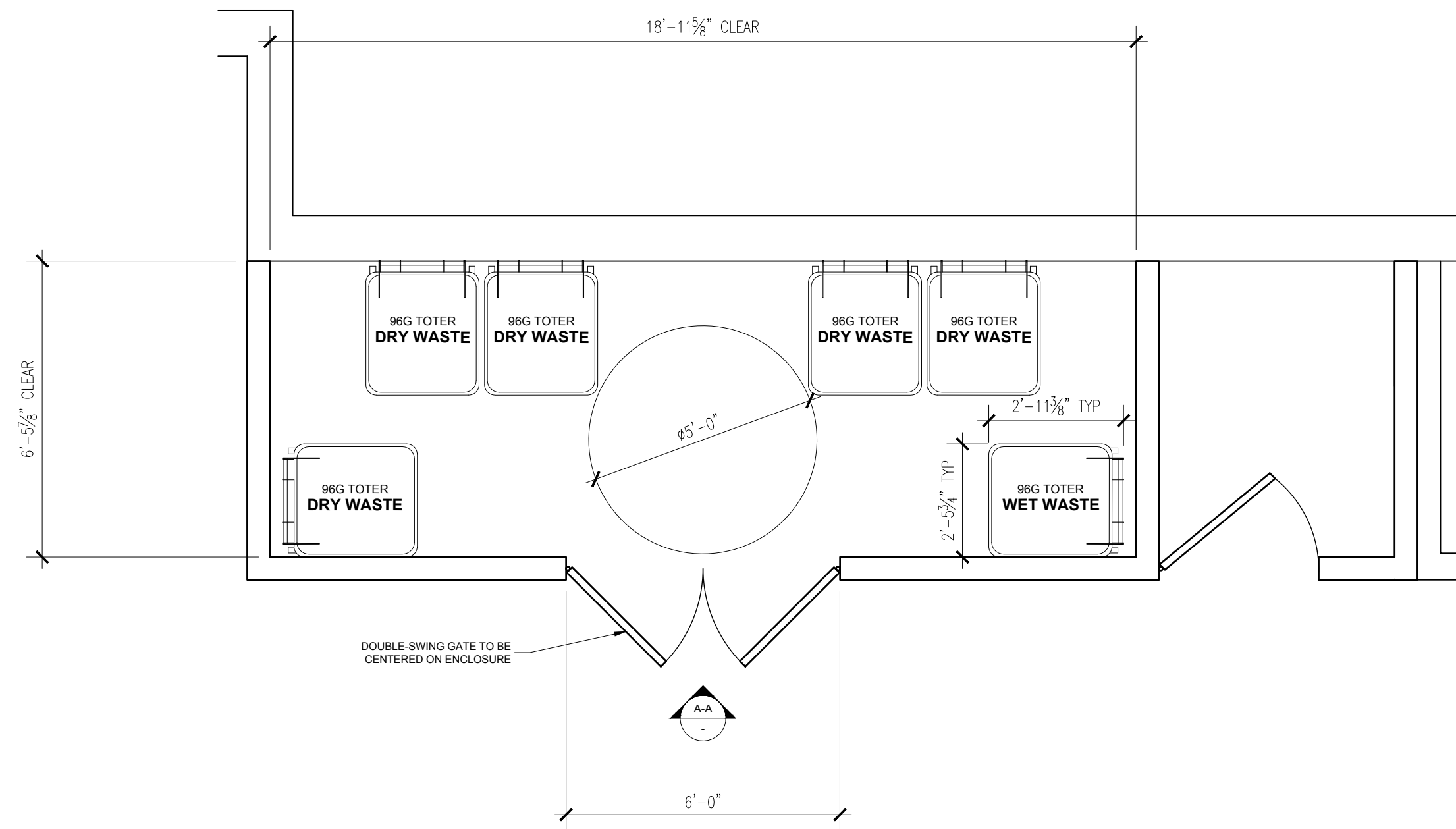
- TRASH ENCLOSURE BY OTHERS SHALL BE 1HR FIRE-RATED CONSTRUCTION - RESTRICTED ACCESS. MATERIAL SHOULD BE REINFORCED CMU.
- FLOOR SHALL BE FINISHED WITH WATERPROOF DECK COATING.
- 6'-0" WIDE DOUBLE-SWING GATE WITH LOCKING J-BOLTS FOR HOLD-OPENS. PROVIDE FLOOR SWEEPS AND HOLD-OPENS FOR TRANSFERRING CONTAINERS. DO NOT INSTALL THRESHOLD.
- ROOM SHALL BE MECHANICALLY VENTILATED WITH (1) CFM/SQ FT PER 2019 CBC.

PATH OF TRAVEL / STAGING PLAN.

- STAFF SHALL TRANSPORT CONTAINERS TO TRASH ENCLOSURE WITH TAYLOR-DUNN BIGFOOT CARRIER PRIOR TO PICK-UP.
- FRONT-LOAD COLLECTION VEHICLE TO ENTER SITE ON FOOTHILL BOULEVARD AND EXIT ON FOOTHILL BOULEVARD.
- HAULER WILL PULL CONTAINERS OUT OF ENCLOSURE TO FORK AND EMPTY CONTAINERS. HAULER WILL PUSH CONTAINERS BACK INTO ENCLOSURE ONCE EMPTIED.
- STAFF SHALL MOVE CONTAINERS BACK TO TRASH ROOMS ONCE CONTAINERS HAVE BEEN EMPTIED.

GENERAL NOTES.

- ANY DESIGNS OR SOLUTIONS SHOWN IN DRAWING, EITHER DIRECT OR IMPLIED, ARE HEREBY CLARIFIED AS EXAMPLES AND SHALL NOT BE CONSIDERED COMPLETE DESIGNS FOR CONSTRUCTION. THESE DRAWINGS ARE INTENDED TO SUPPLEMENT THE SUBMITTAL PACKAGE FROM ARCHITECT.
- ANY PARTIAL INFORMATION, OMISSIONS, OR INACCURATE DESCRIPTIONS OF WORK SHOWN IN DRAWINGS, WHICH ARE NECESSARY TO PERFORM THE SCOPE OF WORK, SHALL NOT RELIEVE THE CONTRACTOR FROM COMPLETION OF WORK. ALL WORK SHALL BE PERFORMED TO SATISFY THE MINIMUM REQUIREMENTS OF THE CURRENT APPLICABLE BUILDING CODES.
- CONTRACTOR SHALL FIELD VERIFY ALL DIMENSIONS AND CONDITIONS PRIOR TO START OF CONSTRUCTION. THE ARCHITECT SHALL BE PROMPTLY NOTIFIED OF ANY INCONSISTENCIES AND/OR DISCREPANCIES.



SECTION A-A
6'-0" WIDE DOUBLE-SWING GATE

TRASH ENCLOSURE PLAN
GROUND LEVEL

SCALE: 3/4" = 1'-0"

REV	ISSUED FOR	DATE
REV 2	SUP	10/19/21

**NOT FOR
CONSTRUCTION**

WAT KHMER KAMPUCHEA KROM
2740 RUBY AVENUE
SAN JOSE, CALIFORNIA 95148
APN: 652-29-014
PROJECT FILE NO. SP20-024

ANDREW MANN ARCHITECTURE
360 LANGTON STREET, SUITE 302
SAN FRANCISCO, CALIFORNIA 94103
TELEPHONE: 415-883-4134
ANDREWMANNARCHITECTURE.COM

**AMERICAN TRASH
MANAGEMENT, INC**
1500 Powell Street, Suite 220
Emeryville, CA 94608
415.292.5400
www.trashmanage.com

SHEET TITLE:
**TRASH
ENCLOSURE
PLAN**

ORIGINAL SHEET ISSUE DATE:
10/18/21

SCALE: As Indicated	DRAWN BY: BM
------------------------	-----------------

SHEET NUMBER:

TR0.1

DATE PRINTED:

REV	ISSUED FOR	DATE
REV 2	SUP	10/19/21

NOT FOR CONSTRUCTION

WAT KHMER KAMPUCHEA KROM
 2740 RUBY AVENUE
 SAN JOSE, CALIFORNIA 95148
 APN: 652-29-014
 PROJECT FILE NO. SP20-024

ANDREW MANN ARCHITECTURE
 360 LANGTON STREET, SUITE 302
 SAN FRANCISCO, CALIFORNIA 94103
 TELEPHONE: 415-883-4134
 ANDREW@MANNARCHITECTURE.COM

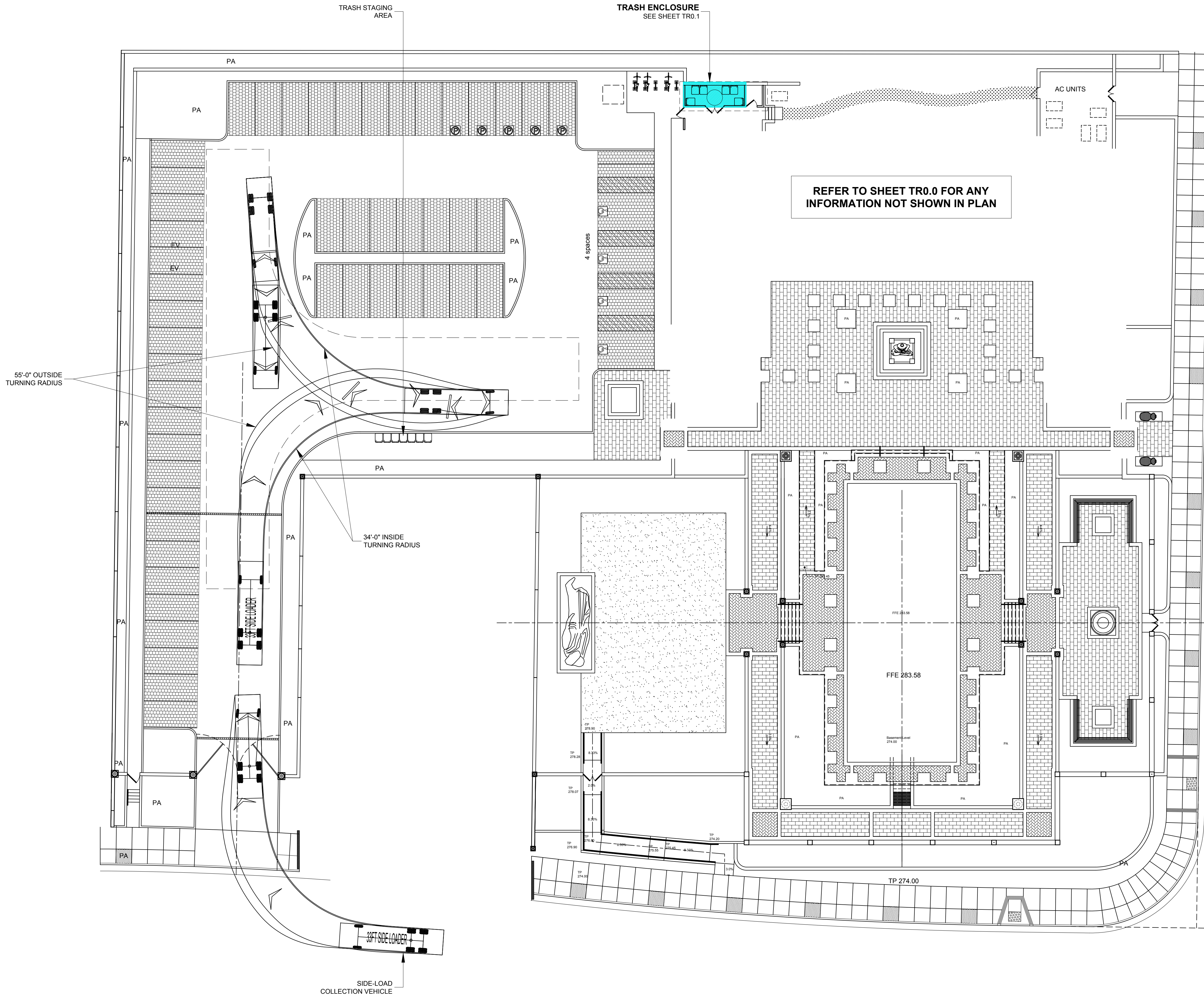
AMERICAN TRASH MANAGEMENT, INC
 1500 Powell Street, Suite 220
 Emeryville, CA 94608
 415.292.5400
 www.trashmanage.com

SHEET TITLE:
SIDE LOADER COLLECTION VEHICLE MANEUVER

ORIGINAL SHEET ISSUE DATE:
 10/18/21

SCALE: As Indicated
 DRAWN BY: BM

SHEET NUMBER:
TR0.2



SIDE LOAD COLLECTION VEHICLE
 TRASH STAGING AREA

SCALE: NTS