

APPENDIX I

SOIL SAMPLING AND ANALYSIS REPORT

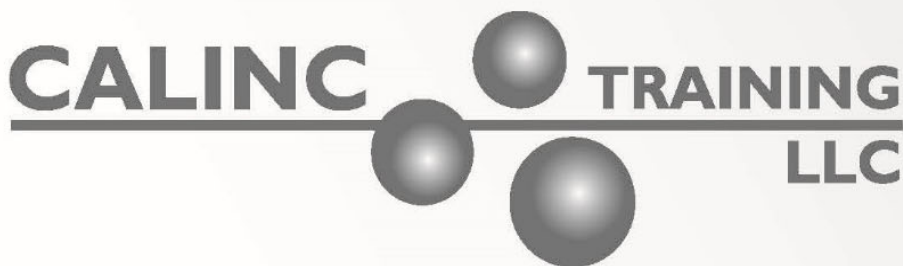


SOIL SAMPLING & ANALYSIS REPORT

Sampling Former Agricultural Property

at

**1065 South Winchester Blvd.
San Jose, CA 95129**



Prepared for:
A& Z DEVELOPMENT
2881 Hemlock Ave.,
San Jose, CA 95128

Prepared by:
CAL INC Training LLC

Updated AUGUST 10, 2021

2040 PEABODY ROAD SUITE 400 | VACAVILLE, CA 95687

800.359.4467 | TRAINING@CAL-INC.COM | WWW.CAL-INC.COM

DOCUMENT INFORMATION

Prepared for A & Z Development
Project Name Historical Ag. Soil Analysis and Sampling Workplan
Project Number 11795
Project Manager Olivia Esparza / John Esparza
Date July 29, 2021 – Updated August 10, 2021

TABLE OF CONTENTS

Professional Certification iii

1 Introduction 1

2 Site Activities..... 3

3 Results of 2021 Soil Sampling 6

4 Data Verification and Conclusions 7

5 References 9

Figures

Figure 1 Sample Locations at 1065 South Winchester Blvd., San Jose..... 6

Tables

Table 1 Laboratory Detection Summary 8

Table 2 Laboratory Detection Summary 8

Attachments

Attachment 1 Analytical Laboratory Data Package..... 11

ACRONYMS

CalEPA	California Environmental Protection Agency
CHHSL	California Human Health Screening Levels
COC	Chain-of-Custody
COPC	Chemicals of Potential Concern
HASP	Health and Safety Plan
DTSC	Department of Toxic Substance Control
OCP	Organochlorine Pesticides
PEA	Preliminary Endangerment Assessment
PPE	Personal Protective Equipment
RMDP	Newhall Ranch Resource Management and Development Plan
QA/QC	Quality Assurance/Quality Control

PROFESSIONAL CERTIFICATION

1065 S. WINCHESTER BLVD. LAND SOIL SAMPLING AND ANALYSIS REPORT

SANTA CLARA COUNTY, CA

This report has been prepared by CAL INC Training LLC under the professional supervision of the Principal(s) and/or staff whose signature(s) appear hereon.

The scope of work and specifications are presented in accordance with generally accepted professional geologic practice. There is no other warranty either expressed or implied.



John Esparza, Chemist
REPA No. 263280

Direct Line 707-695-0598
Email: john.esparza@att.net

July 29, 2021 – Updated August 10, 2021

Date

1 INTRODUCTION

CAL INC Training, LLC was tasked to prepare this Soil Sampling and Analysis Report in support of an A & Z Development action at 1065 S. Winchester Blvd., in San Jose, California. This Soil Sampling and Analysis Report briefly summarizes the results of soil sampling performed in July 2021, within the former orchard area (Figure 1).

Unless otherwise noted, all work was performed in compliance with the Sampling and Analysis Plan (SAP) dated June 2021. The SAP described the scope of work associated with field activities and specified procedures to be used for sampling. It also was consistent with the August 7, 2008 guidance issued by the Department of Toxic Substances Control (DTSC) titled Interim Guidance for Sampling Agricultural Properties (Third Revision).

The objective was to characterize soil, potentially impacted by historical pesticide use associated with the former orchard located on-site, to determine if soils are below California Human Health Screening Levels (CHHSLs). The technical approach was based on site-specific details such as location, history, physical characteristics and use as an orchard.

Based on the conceptual model as a former orchard, contaminants of potential concern were identified as Organochlorine pesticides (OCP), including DDT and degradation products, by EPA Method 8081 and arsenic by EPA Method 6020 (Reference 3). Local regulators identified lead as a contaminant of potential concern; lead was also analyzed by EPA Method 6020.



CAL INC Training, LLC
Vacaville, CA 95688
Source: Google Earth, 2021
NTS

SITE MAP
SOIL SAMPLING & ANALYSIS
1065 South Winchester Blvd., San Jose, CA 95129

2 SITE ACTIVITIES

Sample collection occurred following DTSC guidance for evaluating soil that is currently or has been previously used for agricultural activities where residual agricultural chemicals may threaten human health and the environment within the subject property.

According to standard agricultural practices, when pesticides are used on agricultural fields and orchards, the fields/orchards receive an approximately even distribution of such pesticides. Therefore, to assess this concern, the soil sampling focuses on soils within the surface soil to determine whether the potential exists for relic pesticides and herbicides that exceed state standards.

2.1 Sampling Activities

The team deployed to 1065 South Winchester Blvd., in San Jose, California on July 5 2021. All field work followed general procedures outlined in the SAP. The SAP specified four (4) discrete sample locations for sites one or two acres in size.

2.1.1 Sample Location

The SAP specified that former orchard sampling locations would be placed under the canopy, between the tree rows, and between the trees within a row. See Figure for sample location details. No areas with slopes, swales, or other uneven topography were encountered.

2.1.2 Sampling Depth

The SAP specified the use of a hand auger, stainless-steel spoons and the collection of surface soil samples (collection depth of 0-6 inches below ground surface (bgs)). Based on past usage in the subject property, the SAP specified the collection of surface samples in the 0-6 inches range. This range includes typical orchard operations. Samples were collected from the surface; the samples comply with the current DTSC Guidance and reflect historical site conditions where minimal ground tilling occurred and under the canopy of each tree.

2.1.3 Sample Collection

Four discrete sample locations were sampled. Each discrete sample was the same in terms of volume. Field duplicates were collected at a rate of 10 percent (or a minimum of one). Soil samples selected for analytical testing were obtained using a hand auger and were collected into clean, 4-ounce glass jars using stainless steel spoons. Sample containers will be labeled using a waterproof marker, and sample labels included the sampler's initials, location identification, and time. All samples were placed in individual Ziploc®-type bags, sealed, and stored in coolers on ice to maintain samples at 4°C before and during shipment to the analytical laboratory. Ice was sealed in double plastic bags. A chain-of-custody manifest was completed on-site and accompanied the samples to the lab. The samples were transferred to Eurofin laboratory in West Sacramento within 24 hours of sample collection. All soil samples were analyzed for Organochlorine pesticides (OCP), including DDT and degradation products by EPA Method 8081.

3 RESULTS OF JUNE 2021 SOIL SAMPLING

3.1 Data Screening

Table 1 present the results of all detected pesticides of the CAL INC Training, LLC June 2021 soil sampling event at 1065 South Winchester Blvd., in San Jose, CA. Results were compared to the previously identified comparison criteria as indicated in the SAP and shown in Table 1. All results were below screening levels. The laboratory data package can be found in Appendix A.

**TABLE 1
 SAMPLE DETECTION SUMMARY
 (Mg/Kg)**

SAMPLE ID	SAMPLE DATE	4-4'-DDD	4,4' DDT	Cis-Chlordane	Trans-Chlordane
CHHSLs Screening Level *		2.3	2	1.7	1.7
SS-01	7/5/2021	0.017	0.38	0.023	ND (<0.0093)
SS-02	7/5/2021	0.014	0.37	0.072	ND (<0.0093)
SS-03	7/5/2021	0.026	0.11	0.021	0.014
SS-04	7/5/2021	0.016	0.32	0.039	ND (<0.0093)
SS-04D	7/5/2021	0.0089	0.23	ND (<0.0093)	ND (<0.0093)

*California Human Health Screening Level (CHHSL) for Residential Soil (mg/kg), Cancer Endpoint

Table 2 present the results of all detected arsenic and lead samples of the CAL INC Training, LLC June 2021 soil sampling event at 1065 South Winchester Blvd., in San Jose, CA. Results were compared to the previously identified comparison criteria as indicated in the SAP and shown in Table 2. Two of the four lead results (SS-01 & SS-02) were above the screening level of 80 mg/kg; the remaining lead results (SS-03, SS-04) were below the screening level of 80 mg/kg. The field duplicate (SS-04D) was also below the screening level. The average total lead concentration for the site is 73 mg/kg. All arsenic results were below the screening level of 11 mg/kg. The laboratory data package(s) can be found in Appendix A.

**TABLE 2
 SAMPLE DETECTION SUMMARY
 (Mg/Kg)**

SAMPLE ID	SAMPLE DATE	Lead	Arsenic	Arsenic**
CHHSLs Screening Level*		80	0.1	11
SS-01	7/5/2021	96	5.9	5.9
SS-02	7/5/2021	93	7.0	7.0
SS-03	7/5/2021	69	7.0	7.0
SS-04	7/5/2021	35	5.1	5.1
SS-04D	7/5/2021	33	4.9	4.9

*California Human Health Screening Level (CHHSL) for Residential Soil (mg/kg), Cancer Endpoint. **Bold exceeds screening level.**

** San Francisco Bay Area, the Regional Water Quality Control Board⁽¹⁾ has recommended 11 mg/kg as an upper-bound, regional ambient level of arsenic in undifferentiated urbanized flatland soils in the Bay Area based on a published study (Reference 5).

4 DATA VERIFICATION & CONCLUSIONS

CAL INC Training, LLC conducted a data quality assessment. The assessment did not find significant issues associated with data quality, none of the data was rejected, and all data was usable for the intended purpose of comparison to appropriate screening criteria.

Except for two lead samples, all measured CAL INC Training, LLC soil concentrations were below the appropriate respective comparison criteria, which indicates that the material is suitable to leave in place during construction activities for residential development, and concentrations represent acceptable risks to current and future receptors.

5 REFERENCES

1. California EPA. 2005. The Use of California Human Health Screening Levels (CHHSLs) in Evaluations of Contaminated Properties. <http://www.calepa.ca.gov/brownfields/documents/2005/CHHSLsGuide.pdf>
2. California EPA. June 2020. California Department of Toxic Substances Control (DTSC), Human and Ecological Risk Office (HERO) <https://dtsc.ca.gov/human-health-risk-hero/>
3. Department of Toxic Substances Control (DTSC). 2008. Interim Guidance for Sampling Agricultural Properties (Third Revision). <http://www.dtsc.ca.gov/Schools/upload/Ag-Guidance-Rev-3-August-7-2008-2.pdf>
4. Environmental Protection Agency, Hazardous Waste Test Method SW-846. <http://www.epa.gov/osw/hazard/testmethods/sw846/online/>
5. Establishing Background Arsenic In Soil of the Urbanized San Francisco Bay Region, December 2011 https://www.waterboards.ca.gov/sanfranciscobay/water_issues/available_documents/2011_Arsenic_Background_Duverge.pdf

ATTACHMENT 1

ANALYTICAL LABORATORY DATA PACKAGE


ANALYTICAL REPORT

Eurofins TestAmerica, Sacramento
880 Riverside Parkway
West Sacramento, CA 95605
Tel: (916)373-5600

Laboratory Job ID: 320-75809-2
Client Project/Site: A & Z Development

For:
World Wide Water Solutions
3041 Pebble Beach Circle
Fairfield, California 94534

Attn: John Esparza



Authorized for release by:
8/9/2021 12:10:17 PM

Karen Dahl, Senior Project Manager
(916)374-4384
Karen.Dahl@Eurofinset.com

LINKS

Review your project
results through
TotalAccess

Have a Question?



Visit us at:

www.eurofinsus.com/Env

The test results in this report meet all 2003 NELAC, 2009 TNI, and 2016 TNI requirements for accredited parameters, exceptions are noted in this report. This report may not be reproduced except in full, and with written approval from the laboratory. For questions please contact the Project Manager at the e-mail address or telephone number listed on this page.

This report has been electronically signed and authorized by the signatory. Electronic signature is intended to be the legally binding equivalent of a traditionally handwritten signature.

Results relate only to the items tested and the sample(s) as received by the laboratory.



Table of Contents

Cover Page	1
Table of Contents	2
Definitions/Glossary	3
Case Narrative	4
Detection Summary	5
Client Sample Results	6
QC Sample Results	7
QC Association Summary	8
Lab Chronicle	9
Certification Summary	10
Method Summary	11
Sample Summary	12
Chain of Custody	13
Receipt Checklists	14

Definitions/Glossary

Client: World Wide Water Solutions
Project/Site: A & Z Development

Job ID: 320-75809-2

Qualifiers

Metals

Qualifier	Qualifier Description
4	MS, MSD: The analyte present in the original sample is greater than 4 times the matrix spike concentration; therefore, control limits are not applicable.

Glossary

Abbreviation	These commonly used abbreviations may or may not be present in this report.
α	Listed under the "D" column to designate that the result is reported on a dry weight basis
%R	Percent Recovery
CFL	Contains Free Liquid
CFU	Colony Forming Unit
CNF	Contains No Free Liquid
DER	Duplicate Error Ratio (normalized absolute difference)
Dil Fac	Dilution Factor
DL	Detection Limit (DoD/DOE)
DL, RA, RE, IN	Indicates a Dilution, Re-analysis, Re-extraction, or additional Initial metals/anion analysis of the sample
DLC	Decision Level Concentration (Radiochemistry)
EDL	Estimated Detection Limit (Dioxin)
LOD	Limit of Detection (DoD/DOE)
LOQ	Limit of Quantitation (DoD/DOE)
MCL	EPA recommended "Maximum Contaminant Level"
MDA	Minimum Detectable Activity (Radiochemistry)
MDC	Minimum Detectable Concentration (Radiochemistry)
MDL	Method Detection Limit
ML	Minimum Level (Dioxin)
MPN	Most Probable Number
MQL	Method Quantitation Limit
NC	Not Calculated
ND	Not Detected at the reporting limit (or MDL or EDL if shown)
NEG	Negative / Absent
POS	Positive / Present
PQL	Practical Quantitation Limit
PRES	Presumptive
QC	Quality Control
RER	Relative Error Ratio (Radiochemistry)
RL	Reporting Limit or Requested Limit (Radiochemistry)
RPD	Relative Percent Difference, a measure of the relative difference between two points
TEF	Toxicity Equivalent Factor (Dioxin)
TEQ	Toxicity Equivalent Quotient (Dioxin)
TNTC	Too Numerous To Count

Case Narrative

Client: World Wide Water Solutions
Project/Site: A & Z Development

Job ID: 320-75809-2

Job ID: 320-75809-2

Laboratory: Eurofins TestAmerica, Sacramento

Narrative

Comments

As requested via email, testing for Arsenic & Lead by 6020 was added to these samples. These results are provided in this report.

No additional comments.

Receipt

The samples were received on 7/6/2021 1:53 PM. Unless otherwise noted below, the samples arrived in good condition, and where required, properly preserved and on ice. The temperature of the cooler at receipt was 2.4° C.

Metals

No analytical or quality issues were noted, other than those described in the Definitions/Glossary page.

- 1
- 2
- 3
- 4
- 5
- 6
- 7
- 8
- 9
- 10
- 11
- 12
- 13
- 14

Detection Summary

Client: World Wide Water Solutions
Project/Site: A & Z Development

Job ID: 320-75809-2

Client Sample ID: SS-01

Lab Sample ID: 320-75809-1

Analyte	Result	Qualifier	RL	MDL	Unit	Dil Fac	D	Method	Prep Type
Arsenic	5.9		0.20	0.15	mg/Kg	1	✳	6020	Total/NA
Lead	96		0.10	0.061	mg/Kg	1	✳	6020	Total/NA

Client Sample ID: SS-02

Lab Sample ID: 320-75809-2

Analyte	Result	Qualifier	RL	MDL	Unit	Dil Fac	D	Method	Prep Type
Arsenic	7.0		0.21	0.15	mg/Kg	1	✳	6020	Total/NA
Lead	93		0.10	0.062	mg/Kg	1	✳	6020	Total/NA

Client Sample ID: SS-03

Lab Sample ID: 320-75809-3

Analyte	Result	Qualifier	RL	MDL	Unit	Dil Fac	D	Method	Prep Type
Arsenic	7.0		0.21	0.15	mg/Kg	1	✳	6020	Total/NA
Lead	69		0.10	0.062	mg/Kg	1	✳	6020	Total/NA

Client Sample ID: SS-04

Lab Sample ID: 320-75809-4

Analyte	Result	Qualifier	RL	MDL	Unit	Dil Fac	D	Method	Prep Type
Arsenic	5.1		0.21	0.16	mg/Kg	1	✳	6020	Total/NA
Lead	35		0.10	0.063	mg/Kg	1	✳	6020	Total/NA

Client Sample ID: SS-04D

Lab Sample ID: 320-75809-5

Analyte	Result	Qualifier	RL	MDL	Unit	Dil Fac	D	Method	Prep Type
Arsenic	4.9		0.21	0.16	mg/Kg	1	✳	6020	Total/NA
Lead	33		0.10	0.062	mg/Kg	1	✳	6020	Total/NA

This Detection Summary does not include radiochemical test results.

Eurofins TestAmerica, Sacramento

Client Sample Results

Client: World Wide Water Solutions
Project/Site: A & Z Development

Job ID: 320-75809-2

Client Sample ID: SS-01

Date Collected: 07/05/21 10:51
Date Received: 07/06/21 13:53

Lab Sample ID: 320-75809-1

Matrix: Solid
Percent Solids: 96.4

Method: 6020 - Metals (ICP/MS)

Analyte	Result	Qualifier	RL	MDL	Unit	D	Prepared	Analyzed	Dil Fac
Arsenic	5.9		0.20	0.15	mg/Kg	☼	08/03/21 06:15	08/03/21 21:42	1
Lead	96		0.10	0.061	mg/Kg	☼	08/03/21 06:15	08/03/21 21:42	1

Client Sample ID: SS-02

Date Collected: 07/05/21 11:03
Date Received: 07/06/21 13:53

Lab Sample ID: 320-75809-2

Matrix: Solid
Percent Solids: 97.0

Method: 6020 - Metals (ICP/MS)

Analyte	Result	Qualifier	RL	MDL	Unit	D	Prepared	Analyzed	Dil Fac
Arsenic	7.0		0.21	0.15	mg/Kg	☼	08/03/21 06:15	08/03/21 22:09	1
Lead	93		0.10	0.062	mg/Kg	☼	08/03/21 06:15	08/03/21 22:09	1

Client Sample ID: SS-03

Date Collected: 07/05/21 11:12
Date Received: 07/06/21 13:53

Lab Sample ID: 320-75809-3

Matrix: Solid
Percent Solids: 94.2

Method: 6020 - Metals (ICP/MS)

Analyte	Result	Qualifier	RL	MDL	Unit	D	Prepared	Analyzed	Dil Fac
Arsenic	7.0		0.21	0.15	mg/Kg	☼	08/03/21 06:15	08/03/21 22:12	1
Lead	69		0.10	0.062	mg/Kg	☼	08/03/21 06:15	08/03/21 22:12	1

Client Sample ID: SS-04

Date Collected: 07/05/21 11:20
Date Received: 07/06/21 13:53

Lab Sample ID: 320-75809-4

Matrix: Solid
Percent Solids: 94.7

Method: 6020 - Metals (ICP/MS)

Analyte	Result	Qualifier	RL	MDL	Unit	D	Prepared	Analyzed	Dil Fac
Arsenic	5.1		0.21	0.16	mg/Kg	☼	08/03/21 06:15	08/03/21 22:15	1
Lead	35		0.10	0.063	mg/Kg	☼	08/03/21 06:15	08/03/21 22:15	1

Client Sample ID: SS-04D

Date Collected: 07/05/21 11:27
Date Received: 07/06/21 13:53

Lab Sample ID: 320-75809-5

Matrix: Solid
Percent Solids: 94.6

Method: 6020 - Metals (ICP/MS)

Analyte	Result	Qualifier	RL	MDL	Unit	D	Prepared	Analyzed	Dil Fac
Arsenic	4.9		0.21	0.16	mg/Kg	☼	08/03/21 06:15	08/03/21 22:18	1
Lead	33		0.10	0.062	mg/Kg	☼	08/03/21 06:15	08/03/21 22:18	1

QC Sample Results

Client: World Wide Water Solutions
 Project/Site: A & Z Development

Job ID: 320-75809-2

Method: 6020 - Metals (ICP/MS)

Lab Sample ID: MB 320-512507/1-A
Matrix: Solid
Analysis Batch: 512884

Client Sample ID: Method Blank
Prep Type: Total/NA
Prep Batch: 512507

Analyte	MB Result	MB Qualifier	RL	MDL	Unit	D	Prepared	Analyzed	Dil Fac
Arsenic	ND		0.20	0.15	mg/Kg		08/03/21 06:15	08/03/21 17:40	1
Lead	ND		0.10	0.060	mg/Kg		08/03/21 06:15	08/03/21 17:40	1

Lab Sample ID: LCS 320-512507/2-A
Matrix: Solid
Analysis Batch: 512884

Client Sample ID: Lab Control Sample
Prep Type: Total/NA
Prep Batch: 512507

Analyte	Spike Added	LCS Result	LCS Qualifier	Unit	D	%Rec	Limits
Arsenic	40.0	41.7		mg/Kg		104	80 - 120
Lead	20.0	20.5		mg/Kg		102	80 - 120

Lab Sample ID: 320-75809-1 MS
Matrix: Solid
Analysis Batch: 512884

Client Sample ID: SS-01
Prep Type: Total/NA
Prep Batch: 512507

Analyte	Sample Result	Sample Qualifier	Spike Added	MS Result	MS Qualifier	Unit	D	%Rec	Limits
Arsenic	5.9		40.7	39.3		mg/Kg	⊛	82	80 - 120
Lead	96		20.3	115	4	mg/Kg	⊛	96	80 - 120

Lab Sample ID: 320-75809-1 MSD
Matrix: Solid
Analysis Batch: 512884

Client Sample ID: SS-01
Prep Type: Total/NA
Prep Batch: 512507

Analyte	Sample Result	Sample Qualifier	Spike Added	MSD Result	MSD Qualifier	Unit	D	%Rec	Limits	RPD	Limit
Arsenic	5.9		39.9	38.3		mg/Kg	⊛	81	80 - 120	3	20
Lead	96		20.0	112	4	mg/Kg	⊛	84	80 - 120	2	20

QC Association Summary

Client: World Wide Water Solutions
Project/Site: A & Z Development

Job ID: 320-75809-2

Metals

Prep Batch: 512507

Lab Sample ID	Client Sample ID	Prep Type	Matrix	Method	Prep Batch
320-75809-1	SS-01	Total/NA	Solid	3050B	
320-75809-2	SS-02	Total/NA	Solid	3050B	
320-75809-3	SS-03	Total/NA	Solid	3050B	
320-75809-4	SS-04	Total/NA	Solid	3050B	
320-75809-5	SS-04D	Total/NA	Solid	3050B	
MB 320-512507/1-A	Method Blank	Total/NA	Solid	3050B	
LCS 320-512507/2-A	Lab Control Sample	Total/NA	Solid	3050B	
320-75809-1 MS	SS-01	Total/NA	Solid	3050B	
320-75809-1 MSD	SS-01	Total/NA	Solid	3050B	

Analysis Batch: 512884

Lab Sample ID	Client Sample ID	Prep Type	Matrix	Method	Prep Batch
320-75809-1	SS-01	Total/NA	Solid	6020	512507
320-75809-2	SS-02	Total/NA	Solid	6020	512507
320-75809-3	SS-03	Total/NA	Solid	6020	512507
320-75809-4	SS-04	Total/NA	Solid	6020	512507
320-75809-5	SS-04D	Total/NA	Solid	6020	512507
MB 320-512507/1-A	Method Blank	Total/NA	Solid	6020	512507
LCS 320-512507/2-A	Lab Control Sample	Total/NA	Solid	6020	512507
320-75809-1 MS	SS-01	Total/NA	Solid	6020	512507
320-75809-1 MSD	SS-01	Total/NA	Solid	6020	512507

Lab Chronicle

Client: World Wide Water Solutions
Project/Site: A & Z Development

Job ID: 320-75809-2

Client Sample ID: SS-01

Date Collected: 07/05/21 10:51

Date Received: 07/06/21 13:53

Lab Sample ID: 320-75809-1

Matrix: Solid

Percent Solids: 96.4

Prep Type	Batch Type	Batch Method	Run	Dil Factor	Initial Amount	Final Amount	Batch Number	Prepared or Analyzed	Analyst	Lab
Total/NA	Prep	3050B			1.02 g	100 mL	512507	08/03/21 06:15	NIM	TAL SAC
Total/NA	Analysis	6020		1			512884	08/03/21 21:42	DPM	TAL SAC

Client Sample ID: SS-02

Date Collected: 07/05/21 11:03

Date Received: 07/06/21 13:53

Lab Sample ID: 320-75809-2

Matrix: Solid

Percent Solids: 97.0

Prep Type	Batch Type	Batch Method	Run	Dil Factor	Initial Amount	Final Amount	Batch Number	Prepared or Analyzed	Analyst	Lab
Total/NA	Prep	3050B			1.00 g	100 mL	512507	08/03/21 06:15	NIM	TAL SAC
Total/NA	Analysis	6020		1			512884	08/03/21 22:09	DPM	TAL SAC

Client Sample ID: SS-03

Date Collected: 07/05/21 11:12

Date Received: 07/06/21 13:53

Lab Sample ID: 320-75809-3

Matrix: Solid

Percent Solids: 94.2

Prep Type	Batch Type	Batch Method	Run	Dil Factor	Initial Amount	Final Amount	Batch Number	Prepared or Analyzed	Analyst	Lab
Total/NA	Prep	3050B			1.03 g	100 mL	512507	08/03/21 06:15	NIM	TAL SAC
Total/NA	Analysis	6020		1			512884	08/03/21 22:12	DPM	TAL SAC

Client Sample ID: SS-04

Date Collected: 07/05/21 11:20

Date Received: 07/06/21 13:53

Lab Sample ID: 320-75809-4

Matrix: Solid

Percent Solids: 94.7

Prep Type	Batch Type	Batch Method	Run	Dil Factor	Initial Amount	Final Amount	Batch Number	Prepared or Analyzed	Analyst	Lab
Total/NA	Prep	3050B			1.01 g	100 mL	512507	08/03/21 06:15	NIM	TAL SAC
Total/NA	Analysis	6020		1			512884	08/03/21 22:15	DPM	TAL SAC

Client Sample ID: SS-04D

Date Collected: 07/05/21 11:27

Date Received: 07/06/21 13:53

Lab Sample ID: 320-75809-5

Matrix: Solid

Percent Solids: 94.6

Prep Type	Batch Type	Batch Method	Run	Dil Factor	Initial Amount	Final Amount	Batch Number	Prepared or Analyzed	Analyst	Lab
Total/NA	Prep	3050B			1.02 g	100 mL	512507	08/03/21 06:15	NIM	TAL SAC
Total/NA	Analysis	6020		1			512884	08/03/21 22:18	DPM	TAL SAC

Laboratory References:

TAL SAC = Eurofins TestAmerica, Sacramento, 880 Riverside Parkway, West Sacramento, CA 95605, TEL (916)373-5600

Accreditation/Certification Summary

Client: World Wide Water Solutions
Project/Site: A & Z Development

Job ID: 320-75809-2

Laboratory: Eurofins TestAmerica, Sacramento

The accreditations/certifications listed below are applicable to this report.

Authority	Program	Identification Number	Expiration Date
California	State	2897	01-31-22

- 1
- 2
- 3
- 4
- 5
- 6
- 7
- 8
- 9
- 10
- 11
- 12
- 13
- 14

Method Summary

Client: World Wide Water Solutions
Project/Site: A & Z Development

Job ID: 320-75809-2

Method	Method Description	Protocol	Laboratory
6020	Metals (ICP/MS)	SW846	TAL SAC
3050B	Preparation, Metals	SW846	TAL SAC

Protocol References:

SW846 = "Test Methods For Evaluating Solid Waste, Physical/Chemical Methods", Third Edition, November 1986 And Its Updates.

Laboratory References:

TAL SAC = Eurofins TestAmerica, Sacramento, 880 Riverside Parkway, West Sacramento, CA 95605, TEL (916)373-5600

- 1
- 2
- 3
- 4
- 5
- 6
- 7
- 8
- 9
- 10
- 11
- 12
- 13
- 14

Sample Summary

Client: World Wide Water Solutions
Project/Site: A & Z Development


Job ID: 320-75809-2

Lab Sample ID	Client Sample ID	Matrix	Collected	Received
320-75809-1	SS-01	Solid	07/05/21 10:51	07/06/21 13:53
320-75809-2	SS-02	Solid	07/05/21 11:03	07/06/21 13:53
320-75809-3	SS-03	Solid	07/05/21 11:12	07/06/21 13:53
320-75809-4	SS-04	Solid	07/05/21 11:20	07/06/21 13:53
320-75809-5	SS-04D	Solid	07/05/21 11:27	07/06/21 13:53

- 1
- 2
- 3
- 4
- 5
- 6
- 7
- 8
- 9
- 10
- 11
- 12
- 13
- 14

Address: 1065 S. Winchester Blvd., San Jose, CA 95129

Regulatory Program: DW NPDES RCRA Other: DTSC Agricultural Properties
 Project Manager: John Escarza
 Tel/Email: 707-295-0598
 Date: 7/6/2021
 Carrier: NA

Client Contact		Company Name: WJWS		COC No.:	
Address: 3041 Pebble Beach c.ir.		Site Contact: John Escarza		of COCs:	
City/State/Zip: FAIRFIELD CA 94534		Lab Contact: Karen Dahl		Sampler:	
Phone: NA		Analysis Turnaround Time		For Lab Use Only:	
Fax: NA		<input type="checkbox"/> CALENDAR DAYS <input type="checkbox"/> WORKING DAYS		Walk-in Client:	
Project Name: A E Z Development		TAT if different from Below		Lab Sampling:	
Site: 1065 S. Winchester Blvd, San Jose		2 weeks		Job / SDG No.:	
P O #: 11795		1 week			
		2 days			
		1 day			
Sample Identification	Sample Date	Sample Time	Sample Type (C=Comp, G=Grab)	Matrix	# of Cont.
SS-01	7/6/21	1051am	G	Soil	1
SS-02		1103am			
SS-03		1112am			
SS-04		1120am			
SS-04D		1127am			
 320-75809 Chain of Custody					
Preservation Used: 1= Ice, 2= HCl; 3= H2SO4; 4= HNO3; 5= NaOH; 6= Other Possible Hazard Identification: Are any samples from a listed EPA Hazardous Waste? Please List any EPA Waste Codes for the sample in the Comments Section if the lab is to dispose of the sample.					
Special Instructions/QC Requirements & Comments: Organochlorine pesticides, including DDT & degradation products by EPA 8091 per DTSC Guidance. Samples As Presc					
Custody Seals Intact: <input type="checkbox"/> Yes <input type="checkbox"/> No		Custody Seal No.:		Cooler Temp (°C): Obs'd: 2.4 Corr'd: 2.4	
Relinquished by: John Escarza		Company: Cal Inc.		Therm ID No.: Lab	
Relinquished by:		Company:		Date/Time: 7/6/21 1353	
Relinquished by:		Company:		Date/Time:	



Login Sample Receipt Checklist

Client: World Wide Water Solutions

Job Number: 320-75809-2

Login Number: 75809
List Number: 1
Creator: Nelson, Kym D

List Source: Eurofins TestAmerica, Sacramento

Question	Answer	Comment
Radioactivity wasn't checked or is <=/ background as measured by a survey meter.	True	
The cooler's custody seal, if present, is intact.	N/A	
Sample custody seals, if present, are intact.	N/A	
The cooler or samples do not appear to have been compromised or tampered with.	True	
Samples were received on ice.	True	
Cooler Temperature is acceptable.	True	
Cooler Temperature is recorded.	True	
COC is present.	True	
COC is filled out in ink and legible.	True	
COC is filled out with all pertinent information.	True	
Is the Field Sampler's name present on COC?	False	
There are no discrepancies between the containers received and the COC.	True	
Samples are received within Holding Time (excluding tests with immediate HTs)	True	
Sample containers have legible labels.	True	
Containers are not broken or leaking.	True	
Sample collection date/times are provided.	True	
Appropriate sample containers are used.	True	
Sample bottles are completely filled.	True	
Sample Preservation Verified.	N/A	
There is sufficient vol. for all requested analyses, incl. any requested MS/MSDs	True	
Containers requiring zero headspace have no headspace or bubble is <6mm (1/4").	True	
Multiphasic samples are not present.	True	
Samples do not require splitting or compositing.	True	
Residual Chlorine Checked.	N/A	

