

Memorandum

TO: HONORABLE MAYOR
AND CITY COUNCIL

FROM: Nanci Klein

SUBJECT: 2020-2021 ANNUAL REPORT OF
FUNDING TO COMMUNITY
BASED ORGANIZATIONS

DATE: February 16, 2022

Approved



Date

02/24/22

INFORMATION

BACKGROUND

This memorandum reports on the financial assistance provided by the City of San José for Fiscal Year 2020-2021 to Community Based Organizations (CBOs), and the key activities of the Nonprofit Strategic Engagement Platform (Nonprofit Platform).

The Nonprofit Platform was developed at the direction of City Council in 2010 to enhance the oversight and impact of City funding provided to CBOs. The focus of the Nonprofit Platform is interdepartmental consistency regarding the City's policies and procedures for contract preparation and administration. Other critical elements of the Nonprofit Platform are program and fiscal monitoring of CBO performance and overall financial condition, in order to comprehensively assess impact and ultimately inform City funding decisions in subsequent years.

One element of the Nonprofit Platform is the City's Grants Management Working Group that meets monthly to share best practices, exchange information relevant to grants, and support the departments in effectively administering and managing the City's grant programs. Each department that administers grant programs has one or more representatives in the Grants Management Working Group. As part of its diligence, the group reviews financial dashboards from organizations receiving over \$25,000 in financial assistance from the City. A comparison is made to previous dashboards to observe year to year trends in the fiscal capacity of the grantee.

Information in this report was collected from WebGrants, the City's automated grant management system, the technological underpinning of the City's grant management process, as well as supplementary data collected directly from the departments. The Grants Management Working Group members are responsible for ensuring their department's data is correct and up to date in WebGrants. The WebGrants system allows for online posting of funding

opportunities, submission of applications, evaluation and scoring of applications, and notification of awards. After a grant has been awarded, grantees can submit status reports and invoices through the system. The WebGrants database can be queried to provide an open source of City grant related information.

Initially this memorandum was intended as a report on the activities, deliverables, and upcoming strategic focus of the Nonprofit Platform in relation to the 2008 Audit of the City's Oversight of Financial Assistance to Community Based Organizations. As the audit responses have evolved into solid Citywide policies and procedures, the report has become a more quantitative analysis of total funding, including not only grants, but also operations and maintenance agreements, in-kind contributions, and below-market leases.

The information contained in this memorandum is for the fiscal year ending June 30, 2021.

ANALYSIS

Since FY 2011-2012, the City has collected data on financial assistance to CBOs using WebGrants, an online grant management system. Data from that system was used to create this memorandum for FY 2020-2021.

As of June 30, 2021, the City has provided \$89,061,783 of combined financial assistance to CBOs in the form of grants, in-kind support, below market leases, and operations and maintenance agreements. Of that amount, \$79,058,537 was provided in grants, \$384,000 of in-kind support, \$5,791,746 in below market leases, and \$3,827,500 in operations and maintenance (See Diagram 1 on the following page).

Total funding including all types increased from \$51,733,479 in FY 2018-2019 to \$62,064,134 in FY 2019-2020, then to \$89,061,783 in FY 2020-2021 (See Diagram 2 on the following page). These significant increases in total funding were almost exclusively due to an increase in grant assistance associated with the CARES Act.

Diagram 1

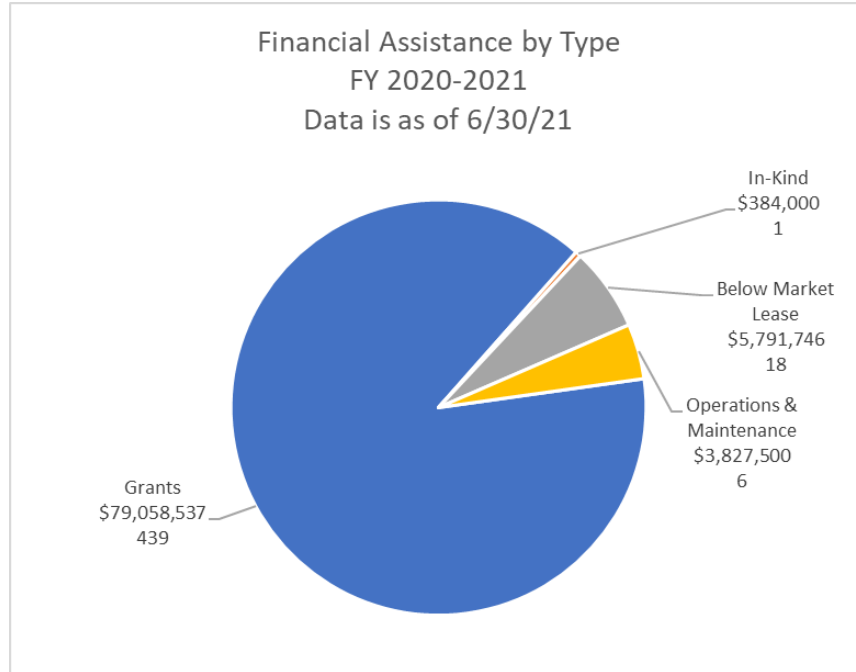
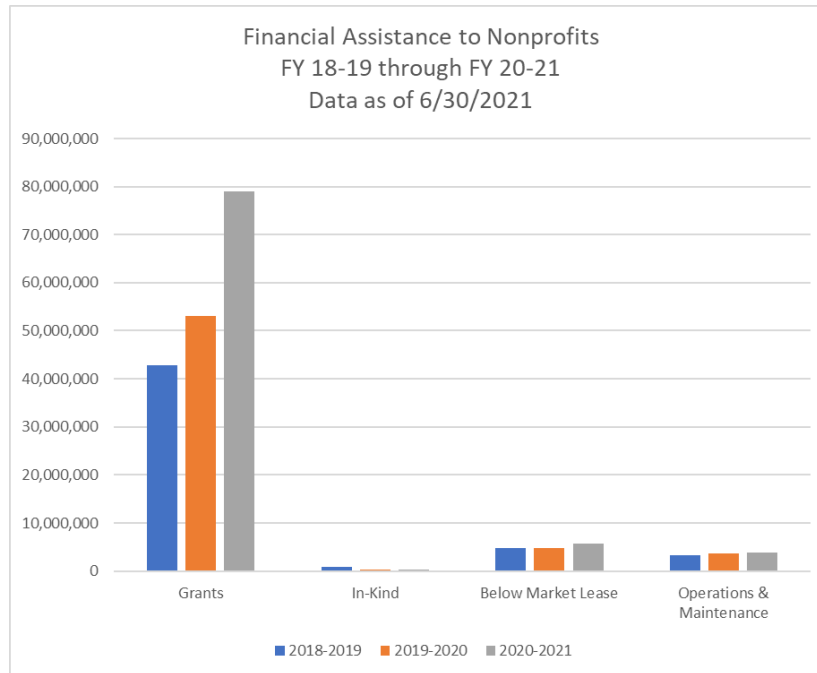


Diagram 2



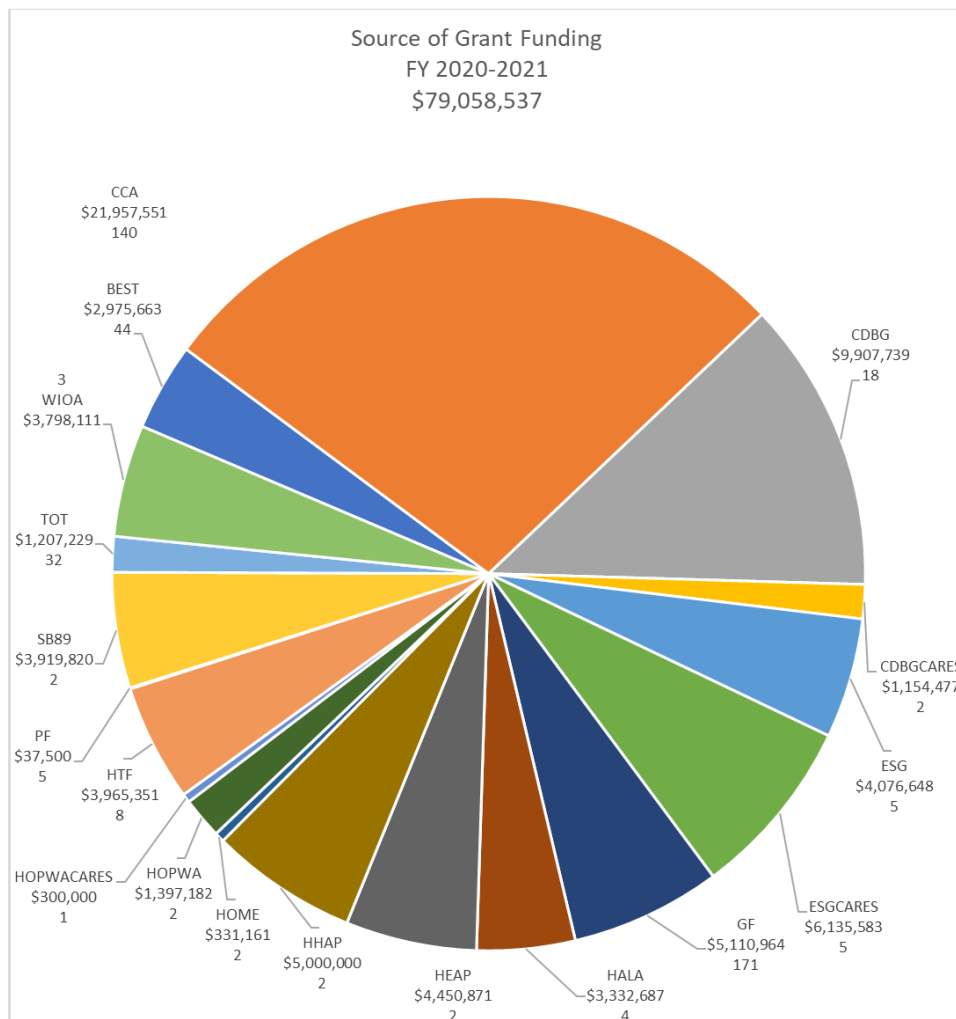
A full listing of CBOs and the amounts contributed by type of financial assistance are included in the Appendix to this memorandum.

Grant Funding

As of June 30, 2021, the City of San José awarded grants totaling \$79,058,537 to 256 different organizations to support a wide range of services, including housing, workforce development, cultural programs, and services to underserved populations. As some organizations were awarded multiple grants, the total number of grants awarded was 439. Diagram 3 below shows the sources of funds for these grants.

In most cases, the funding sources are restricted for specific purposes with guidelines for use. Other grant programs are funded with the City’s General Fund.

Diagram 3



The diagram above includes the following funding sources:

BEST	Bringing Everyone's Strengths Together
CCA	City CARES Act
CDBG	Community Development Block Grant
CDBG CARES	Community Development Block Grant and CARES funding (One source)
ESG	Emergency Solutions Grant
ESG CARES	Emergency Solutions Grant and CARES funding (One source)
GF	General Fund
HALA	Housing Affordability & Livability Agenda
HEAP	Homeless Emergency Assistance Program
HHAP	Homeless Housing, Assistance, and Prevention
HOME	Housing Rental Subsidy Program
HOPWA	Housing Opportunities for People with Aids
HOPWA CARES	Housing Opportunities for People with Aids and CARES funding (One source)
HTF	Housing Trust Fund
PF	Packard Foundation
SB89	Senate Bill 89 Allowed Grants (COVID-19 Emergency homelessness funding)
TOT	Transient Occupancy Tax
WIOA	Workforce Innovation and Opportunity Act

Operations and Maintenance Agreements

In FY 2020-2021 \$3,827,500 has been allocated to six (6) CBOs for operations and maintenance of City art and cultural facilities. The following table lists the nonprofits that have these agreements and the amount of General Funds allocated annually for this purpose.

Cultural Facility	Date of Agreement	Agreement Term (Years)	O & M Agreement General Fund Annual Allocation
San Jose Children’s Discovery Museum	June 1987	55 + 44-year renewal option	\$327,250
San José Museum of Art	June 1988	55	\$541,000
Hammer Theater Center	July 1, 2020	Through June 30, 2035	\$309,000

(San Jose State University - College of Humanities and the Arts)			
Tech Museum of Innovation	July 1994	55	\$1,348,750
History San José	April 1998	20 + 10-year renewal option	\$850,000
Mexican Heritage Plaza (School of Arts and Culture at MHP)	July, 2014	15 years	\$451,500
TOTAL			\$3,827,500

In-Kind Support

As reported by the Departments, one (1) CBO, Christmas in the Park, Inc., received \$384,000 of in-kind contributions. In-kind support may include staffing, supplies, facilities, or storage space. In the case of Christmas in the Park, Inc. the in-kind support was use of the warehouse where their items are stored when not in use.

Below Market Leases

The City provided an additional \$5,791,746 in below market leases to eighteen (18) CBOs., which are listed in the Appendix to this memorandum. The fair market value of City-owned properties was calculated, and the annualized amount paid by the CBOs subtracted to get the amount of subsidization.

The below market leases are managed by the Office of Economic Development (OED), the Department of Transportation, and Parks, Recreation, and Neighborhood Services.

Looking Ahead

The City-wide Grants Management Working Group is working through a transition to be less dependent on a few key members. Training in the use of the City’s WebGrants system is being conducted, and training sessions are recorded for use by those unable to attend. Training videos are currently available on topics including how to add new users, how to create a new grant, how to create the forms that applicants use to apply for grants and review panels use to review applications, and many other WebGrants functions.

HONORABLE MAYOR AND CITY COUNCIL

February 16, 2022

Subject: 2020-2021 Annual Report of Funding to Community Based Organizations

Page 7

Moving forward this group will continue to share the various responsibilities associated with City-wide grants management, as has been the case in the past, and will remain attentive to the financial status of their grantees, thus ensuring that the financial assistance offered to CBOs remains a responsible use of City funds in service to San José citizens.

/s/

Nanci Klein

Director of Economic Development and Cultural
Affairs

For questions, please contact Colleen Brennan at (408) 794-1139.

Appendix: List of Grantees Receiving City Financial Assistance FY 2020-2021

APPENDIX
List of Grantees Receiving Financial Assistance FY 2020-2021
 Data is as of 6/30/2021

Organization Name	Grants	In-Kind	Below Market Lease	Operations & Maintenance	Total	Funding Sources
Abhinaya Dance Company of San Jose	\$47,799				\$47,799	CCA, TOT
Abode Services	\$862,165				\$862,165	GF, HTF
AchieveKids	\$30,729				\$30,729	CCA
Across the Bridge Foundation	\$30,000				\$30,000	CCA
ACT for Mental Health			\$82,572		\$82,572	GF
African American Community Services Agency	\$13,750		\$86,761		\$100,511	GF
Aimusic.us	\$66,811				\$66,811	CCA, TOT
Alliance for Youth Achievement	\$32,370				\$32,370	CCA, BEST
Alma Neighborhood Association	\$1,000				\$1,000	GF
Almaden Valley Rotary Club Endowment	\$10,000				\$10,000	GF
Alum Rock Counseling Center, Inc.	\$135,431				\$135,431	BEST
Alum Rock Union Elementary School District	\$118,400				\$118,400	CCA
Alum Rock Union School District	\$15,000				\$15,000	GF
Alviso Post Office			\$33,543		\$33,543	GF
Alzheimer's Disease and Related Disorders Association, Inc (Alzheimer's Association)	\$12,926				\$12,926	GF
American Beethoven Society	\$11,430				\$11,430	CCA

Organization Name	Grants	In-Kind	Below Market Lease	Operations & Maintenance	Total	Funding Sources
American GI Forum of Santa Clara County			\$40,180		\$40,180	GF
American Youth Shakespeare	\$5,720				\$5,720	CCA
Arbor E&T, LLC dba Equus Workforce Solutions	\$2,759,980				\$2,759,980	WIOA
Asian American Center of Santa Clara County (AASC)	\$25,548				\$25,548	CCA
Asian American Community Youth/ Senior Center	\$5,000				\$5,000	GF
Asian Americans for Community Involvement	\$27,443				\$27,443	GF
Asian Pacific American Leadership Foundation	\$15,000				\$15,000	GF
Asian Pacific American Leadership Institute	\$15,000				\$15,000	GF
AZTLAN ACADEMY-SAN JOSE, INC.	\$5,720				\$5,720	CCA
Bay Area Glass Institute	\$85,297				\$85,297	CCA,TOT
Bay Area Maranatha Christian Center	\$17,979				\$17,979	BEST
Bay Area Showcase Chorus	\$11,430				\$11,430	CCA
Bay Area Tutoring Association	\$68,551				\$68,551	BEST, CCA
Bay Area Women's Sports Initiative	\$25,000				\$25,000	CCA
BAYMEC	\$17,000				\$17,000	GF
Beautiful Day	\$10,000				\$10,000	GF
Bellarmino College Preparatory			\$73,703		\$73,703	GF
Berryessa Citizens Advisory Council (BCAC)	\$10,000				\$10,000	GF

Organization Name	Grants	In-Kind	Below Market Lease	Operations & Maintenance	Total	Funding Sources
Berryessa Union School District	\$15,000				\$15,000	GF
Bill Wilson Center	\$4,587,033				\$4,587,033	BEST, CCA, GF, ESG, HOPWACARES, HEAP, HHAP
Blood Moon Orchestra	\$22,870				\$22,870	CCA
Boys & Girls Clubs of Silicon Valley	\$10,000				\$10,000	GF
Breakthrough Silicon Valley	\$27,894				\$27,894	CCA, BEST
Breathe California of the Bay Area	\$25,600				\$25,600	GF
California Emerging Technology Fund	\$10,000				\$10,000	GF
California Native Garden Foundation	\$9,500				\$9,500	BEST
California Trolley & Railroad Corporation			\$26,136		\$26,136	GF
Californians for Justice Education Fund	\$10,000				\$10,000	BEST
Cambodian American Resource Agency	\$2,370				\$2,370	CCA
Cambrian Educational Foundation	\$1,560				\$1,560	GF
Cambrian Symphony	\$5,720				\$5,720	CCA
CamCamp	\$33,000				\$33,000	CCA, BEST
Caminar / Family and Children Services Division	\$305,188				\$305,188	BEST
Campbell Union High School District	\$1,000				\$1,000	GF
Cashion Cultural Legacy	\$34,528				\$34,528	CCA, TOT
Castillero Education Foundation (CEF)	\$500				\$500	GF

Organization Name	Grants	In-Kind	Below Market Lease	Operations & Maintenance	Total	Funding Sources
Catholic Charities of Santa Clara County	\$4,311,223				\$4,311,223	BEST, GF, CDBG CARES, CCA
Center for Employment Training	\$76,210				\$76,210	CCA, GF
Center for Training and Careers	\$187,442				\$187,442	BEST, CCA
CHAM, Fiscal Agent for the Unhoused Response Group (URG)	\$5,000				\$5,000	GF
Chamber Music Silicon Valley	\$7,500				\$7,500	PF
Child Advocates of Silicon Valley	\$50,000				\$50,000	CCA
Children's Musical Theater San Jose	\$161,160				\$161,160	CCA, GF, TOT
Chinese Performing Arts of America, San Jose	\$69,304				\$69,304	CCA, TOT
Chopsticks Alley Art	\$31,670				\$31,670	CCA,GF, PF
Christmas in the Park, Inc.	\$84,600	\$384,000			\$468,600	CCA, GF
Cinequest, Inc.	\$130,147				\$130,147	CCA,TOT
City Lights Theatre Company of San Jose	\$93,432				\$93,432	CCA,TOT
City Year Inc	\$112,500				\$112,500	CCA
Community Health Partnership, Inc.	\$30,000				\$30,000	CCA
Contemporary Asian Theatre Scene	\$11,430				\$11,430	CCA
Council on American-Islamic Relations (CAIR)	\$10,000				\$10,000	GF
County of Santa Clara	\$2,150,000				\$2,150,000	ESG, HALA
CURATUS	\$11,430				\$11,430	CCA

Organization Name	Grants	In-Kind	Below Market Lease	Operations & Maintenance	Total	Funding Sources
Deaf Counseling, Advocacy & Referral Agency (DCARA)	\$10,500				\$10,500	CCA
Department of Community Services & Workforce Development of The County of San Benito	\$50,000				\$50,000	HOPWA
Destination: Home	\$6,085,000				\$6,085,000	HTF, GF, HTF, HHAP
Dynamics Performance Team	\$5,720				\$5,720	CCA
East Side Union High School District	\$450				\$450	GF
Echo Church	\$300				\$300	GF
Eckerd Youth Alternatives, Inc; d.b.a. Eckerd Connects	\$782,656				\$782,656	WIOA
ECSV	\$123,366				\$123,366	CCA, GF
Empire Seven Studios	\$11,430				\$11,430	CCA
empowering our community for success	\$16,808				\$16,808	BEST
Enterprise Foundation	\$530,000				\$530,000	CCA
Exhibition District	\$5,720				\$5,720	CCA
Family Supportive Housing, Inc.	\$9,000				\$9,000	BEST
FIRST 5 Santa Clara County	\$1,100,000				\$1,100,000	HTF, CDBG CARES
Fountain Blues Foundation	\$11,430				\$11,430	CCA
Frank Greene Scholars Program	\$500				\$500	GF
Franklin-McKinley School District	\$5,140				\$5,140	GF

Organization Name	Grants	In-Kind	Below Market Lease	Operations & Maintenance	Total	Funding Sources
Fresh Lifelines For Youth	\$105,294				\$105,294	BEST
Friends of Hue Foundation	\$60,301				\$60,301	CCA
Friends of Human Relations Commission of Santa Clara County	\$200				\$200	GF
Gardner Family Health Network, Inc.	\$150,000		\$21,599		\$171,599	CCA
Gay Pride Celebration Committee of San Jose DBA Silicon Valley Pride	\$34,300				\$34,300	CCA
Gilbert & Sullivan Society of San Jose	\$11,430				\$11,430	CCA
Girl Scouts of Northern California	\$18,883				\$18,883	BEST
Go Kids, Inc	\$128,132				\$128,132	CCA
Goodwill Industries of Silicon Valley	\$1,063,627				\$1,063,627	CCA
Green Foothills Foundation	\$2,000				\$2,000	BGF
Habitat for Humanity East Bay/Silicon Valley	\$550,000				\$550,000	CDBG
Healing Health Grove Health Center Foundation, Inc.	\$1,000				\$1,000	GF
Health Mobile	\$181,100				\$181,100	CCA, GF
Healthier Kids Foundation	\$25,500				\$25,500	GF
Herbert Hoover Middle PTSA	\$15,000				\$15,000	GF
Hispanic Foundation of Silicon Valley (HFSV)	\$16,000				\$16,000	GF
History San Jose	\$67,170		\$48,000	\$850,000	\$965,170	CCA, GF
HomeFirst Services of Santa Clara County	\$17,098,948				\$17,098,948	ESGCARES, CDBG, HALA, SB89, CCA, ESG

Organization Name	Grants	In-Kind	Below Market Lease	Operations & Maintenance	Total	Funding Sources
Hope Hearted	\$500				\$500	GF
Hope Services	\$111,833				\$111,833	CCA
Housing Choices	\$6,000				\$6,000	CCA
Hunger at Home	\$10,500				\$10,500	GF
International Children Assistance Network (ICAN)	\$924,614				\$924,614	GF, CCA
International Rescue Committee, Inc.	\$255,475				\$255,475	WIOA
Italian American Heritage Foundation	\$34,300				\$34,300	CCA
JW House	\$1,000				\$1,000	GF
Kaisahan of San Jose Dance Company	\$32,795				\$32,795	CCA, TOT
Kiwanis Club of Almaden Valley	\$1,000				\$1,000	GF
Korean American Community Services, Inc (KACS)	\$20,740				\$20,740	GF
Latina Coalition of Silicon Valley	\$1,500				\$1,500	GF
Latinas Contra Cancer	\$51,050				\$51,050	CCA
Latino Business Foundation of Silicon Valley	\$50,000				\$50,000	CCA
Latinos United for a New America aka LUNA	\$27,760				\$27,760	CCA
Law Foundation of Silicon Valley	\$948,000				\$948,000	CCA, CDBG, HOME
Life Skills Training and Educational Programs, Inc.	\$13,500				\$13,500	BEST
LifeMoves	\$8,355,000				\$8,355,000	CCA, HTF, ESGCARES, HALA, CDBG, HEAP

Organization Name	Grants	In-Kind	Below Market Lease	Operations & Maintenance	Total	Funding Sources
Lincoln Law School of San Jose	\$30,000				\$30,000	CCA
Loaves & Fishes Family Kitchen	\$15,000				\$15,000	GF
Lone Bluff-Senter Neighborhood Association	\$500				\$500	GF
Mama D 2nd Chance	\$17,550				\$17,550	BEST
Martha's Kitchen	\$250				\$250	GF
McLaughlin Corridor Neighborhood Association	\$375				\$375	GF
Mekong Community Center	\$106,139				\$106,139	CCA
Midtown Family Services	\$25,685				\$25,685	CCA
Momentum For Mental Health	\$140,000				\$140,000	CCA, GF
Moreland Little League	\$250				\$250	GF
Mosaic America	\$22,870				\$22,870	CCA
Movimiento de Arte y Cultura Latino Americana	\$115,912				\$115,912	CCA, TOT, BEST
National Alliance on Mental Health Illness	\$29,007				\$29,007	CCA
New American Leaders	\$15,000				\$15,000	GF
New Hope for Youth	\$460,000				\$460,000	BEST
Next Door Solutions to Domestic Violence	\$65,575				\$65,575	CDBG
NoonArts & Lectures	\$5,000				\$5,000	CCA
Northern California Grantmakers	\$15,000				\$15,000	TOT

Organization Name	Grants	In-Kind	Below Market Lease	Operations & Maintenance	Total	Funding Sources
Northside Theatre Council	\$11,430				\$11,430	CCA
Opera Cultura	\$22,870				\$22,870	CCA
Opera San Jose, Inc.	\$154,435				\$154,435	CCA, TOT
Opportunity Fund Community Development	\$2,500,000				\$2,500,000	CDBG
Orchard School District	\$15,000				\$15,000	GF
Our City Forest	\$10,000				\$10,000	GF
Pacific Housing Inc.	\$21,000				\$21,000	CCA
Pangea Legal Services	\$15,000				\$15,000	GF
PARS Equality Center	\$112,500				\$112,500	CCA
PATH (People Assisting the Homeless)	\$5,363,278				\$5,363,278	ESG, HALA, CCA, ESGCARES
Peninsula Family Service	\$21,000				\$21,000	CCA
Philanthropic Ventures Foundation	\$10,000				\$10,000	GF
Pivotal (formerly Silicon Valley Children's Fund and TeenForce)	\$45,473				\$45,473	CCA
Playful People Productions	\$22,870				\$22,870	CCA
Portuguese Organization for Social Services & Opportunities (POSSO)	\$115,250				\$115,250	GF, CDBG
Positive Alternative Recreation Teambuilding Impacting Program (P.A.R.T.I.)	\$53,250				\$53,250	CCA, GF, BEST
Project HIRED	\$25,000				\$25,000	CCA
Project Sentinel	\$21,000		\$3,312		\$24,312	CCA

Organization Name	Grants	In-Kind	Below Market Lease	Operations & Maintenance	Total	Funding Sources
Project WeHOPE	\$500,000				\$500,000	HTF
Rebuilding Together Silicon Valley	\$1,100,000				\$1,100,000	CDBG
Recovery Cafe San Jose	\$48,115				\$48,115	CCA
Resource Area for Teaching	\$10,000				\$10,000	GF
Rocketship Education	\$700				\$700	GF
Roots Community Health Center	\$20,000				\$20,000	GF
Sacred Heart Community Service	\$4,410,500				\$4,410,500	CCA, BEST
San Jose Bridge Communities	\$5,000				\$5,000	CCA
San Jose Center for Poetry and Literature	\$11,430				\$11,430	CCA
San Jose Chamber Music Society	\$11,430				\$11,430	CCA
San Jose Chamber of Commerce Community Benefit Foundation	\$15,000				\$15,000	GF
San Jose Chamber Orchestra	\$42,583				\$42,583	CCA, TOT
San Jose Children's Discovery Museum	\$190,130		\$720,000	\$327,250	\$1,237,380	CCA, GF, TOT
San Jose Choral Project	\$11,430				\$11,430	CCA
San Jose City Vietnamese American City Employees	\$5,000				\$5,000	GF
San Jose Conservation Corps + Charter School	\$141,547		\$88,431		\$229,978	CCA
San Jose Dance Theatre	\$5,720				\$5,720	CCA
San Jose Downtown Foundation	\$11,430				\$11,430	CCA

Organization Name	Grants	In-Kind	Below Market Lease	Operations & Maintenance	Total	Funding Sources
San Jose Grail Family Services	\$102,510				\$102,510	BEST
San Jose Institute of Contemporary Art	\$91,640				\$91,640	CCA, TOT
San Jose International Piano Competition	\$5,720				\$5,720	CCA
San Jose Jazz	\$238,862				\$238,862	BEST, CCA, GF, TOT
San Jose Job Corps			\$19,488		\$19,488	GF
San Jose Multicultural Artists Guild	\$22,870		\$7,188		\$30,058	CCA
San Jose Museum of Art Association	\$152,028		\$2,340,000	\$541,000	\$3,033,028	CCA, GF, TOT
San Jose Museum of Quilts & Textiles	\$76,643				\$76,643	CCA, TOT
San Jose Parent Participating Nursery School			\$43,200		\$43,200	GF
San Jose Parks Foundation	\$1,000				\$1,000	GF
San Jose Public Library Foundation	\$15,000				\$15,000	GF
San Jose Stage Company	\$93,340				\$93,340	CCA, TOT
San Jose State University Hammer Theater				\$309,000	\$309,000	GF
San Jose State University Research Foundation	\$391,100				\$391,100	CCA, CDBG, GF
San Jose Symphonic Choir	\$19,475				\$19,475	CCA, TOT
San Jose Taiko Group, Inc	\$73,154				\$73,154	CCA, TOT
San Jose Youth Symphony	\$106,343				\$106,343	CCA, TOT
Santa Clara Valley Performing Arts Association	\$5,720				\$5,720	CCA

Organization Name	Grants	In-Kind	Below Market Lease	Operations & Maintenance	Total	Funding Sources
Schmahl Science Workshop	\$9,120				\$9,120	CCA
School Health Clinics of Santa Clara County	\$25,000				\$25,000	CCA
School Of Arts and Culture at MHP	\$185,379		\$680,955	\$451,500	\$1,317,834	CCA, TOT, PF, GF, BEST
Second Harvest Food Bank of Santa Clara and San Ma	\$15,000				\$15,000	GF
Senior Adults Legal Assistance (SALA)	\$84,778				\$84,778	GF
Sewa International, Inc	\$28,298				\$28,298	CCA
SFMade, Inc.	\$15,000				\$15,000	GF
Shop With A Cop Foundation of Silicon Valley	\$1,000				\$1,000	GF
Sierra Club - Loma Prieta Chapter	\$500				\$500	GF
Silicon Valley African Film Festival (SVAFF)	\$30,370				\$30,370	CCA, PF
Silicon Valley Black Chamber of Commerce	\$35,000				\$35,000	CCA
Silicon Valley Education Foundation	\$20,000				\$20,000	BEST
Silicon Valley Independent Living Center	\$79,200				\$79,200	CCA, GF
Silicon Valley Jewish Film Festival	\$34,300				\$34,300	CCA
Silicon Valley Monterey Bay Council of Boy Scouts of America	\$1,000				\$1,000	GF
Silicon Valley Shakespeare	\$31,800				\$31,800	CCA, GF, TOT
Silicon Valley Urban Debate League	\$5,000				\$5,000	CCA
Sister Cities International Inc.	\$2,500				\$2,500	GF

Organization Name	Grants	In-Kind	Below Market Lease	Operations & Maintenance	Total	Funding Sources
SJB Child Development Centers	\$15,000				\$15,000	GF
sjDANCEco	\$20,518				\$20,518	CCA, TOT
SOMOS Mayfair	\$299,722				\$299,722	CCA, GF, CDBG
South Bay Clean Creeks Coalition	\$5,000				\$5,000	GF
South Bay Guitar Society	\$5,720				\$5,720	CCA
Starting Arts	\$124,584				\$124,584	CCA, GF, TOT
Steinway Society-The Bay Area	\$20,452				\$20,452	CCA, TOT
Stroke Awareness Foundation	\$1,000				\$1,000	GF
Sunday Friends Foundation	\$19,922				\$19,922	CCA
Sunrise Middle School	\$26,500				\$26,500	CCA, BEST
Symphony San Jose	\$153,617				\$153,617	CCA,TOT
Team-M Taekwondo	\$250				\$250	GF
Teatro Vision de San Jose	\$47,166				\$47,166	CCA, TOT
Teen Success, Inc.	\$62,525				\$62,525	BEST
The Art of Yoga Project	\$80,491				\$80,491	BEST, CCA
The Family Giving Tree	\$15,000				\$15,000	GF
The Firehouse Community Development Corporation	\$332,177				\$332,177	BEST
The Health Trust	\$1,830,257				\$1,830,257	CDBG, GF, HOPWA, CCA

Organization Name	Grants	In-Kind	Below Market Lease	Operations & Maintenance	Total	Funding Sources
The New Ballet School	\$102,182				\$102,182	CCA,TOT
The Silicon Valley Crime Stoppers	\$500				\$500	GF
The Tabard Theatre Company	\$73,704				\$73,704	CCA,TOT
The Tech Interactive			\$1,404,000	\$1,348,750	\$2,752,750	GF
The Tenacious Group	\$123,360				\$123,360	BEST,CCA
The Trash Punx	\$350				\$350	GF
The Unity Care Group	\$134,340				\$134,340	CCA
The Vietnamese Voluntary Foundation, Inc. (VIVO)	\$73,643				\$73,643	CCA, GF
Ujima Adult and Family Services	\$107,591				\$107,591	BEST
United Way Bay Area	\$15,310				\$15,310	CCA
Uplift Family Services	\$194,556				\$194,556	BEST, CCA, GF
Veterans Supportive Services Agency	\$33,250				\$33,250	CCA, GF
Vietnamese American Professional Women Association of Silicon Valley	\$15,000				\$15,000	GF
Vietnamese American Roundtable	\$9,500				\$9,500	BEST
Vietnamese Student Association at San Jose State University	\$907				\$907	GF
Vista Center for the Blind and Visually Impaired	\$39,922				\$39,922	CCA
Vivace Youth Chorus of San Jose	\$12,510				\$12,510	TOT
West Evergreen Neighborhood Association	\$800				\$800	GF

Organization Name	Grants	In-Kind	Below Market Lease	Operations & Maintenance	Total	Funding Sources
West Valley Community Services (WVCS)	\$60,000				\$60,000	HTF
Willow Glen Business & Professional Association	\$20,000				\$20,000	GF
Willow Glen Elementary School - California Congress of Parents, Teachers, and Students, Inc.	\$5,500				\$5,500	GF
YMCA of Silicon Valley	\$500				\$500	GF
YMCA, South Valley Branch	\$6,000				\$6,000	GF
Yu-Ai Kai/Japanese American Community Senior Service	\$80,000		\$72,678		\$152,678	CCA, GF
YWCA of Silicon Valley	\$497,315				\$497,315	CCA, HTF, CDBG, HOME
Total	\$79,058,537	\$384,000	\$5,791,746	\$3,827,500	\$89,061,783	