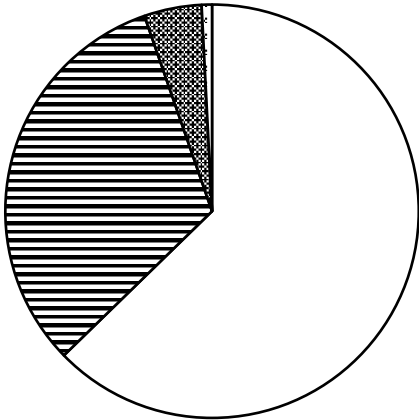


LIBRARY

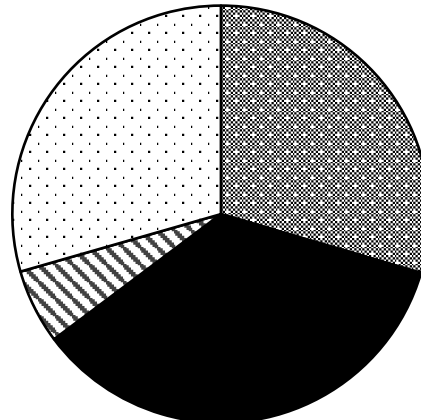
2023-2027 Capital Improvement Program

2022-2023 Proposed Source of Funds



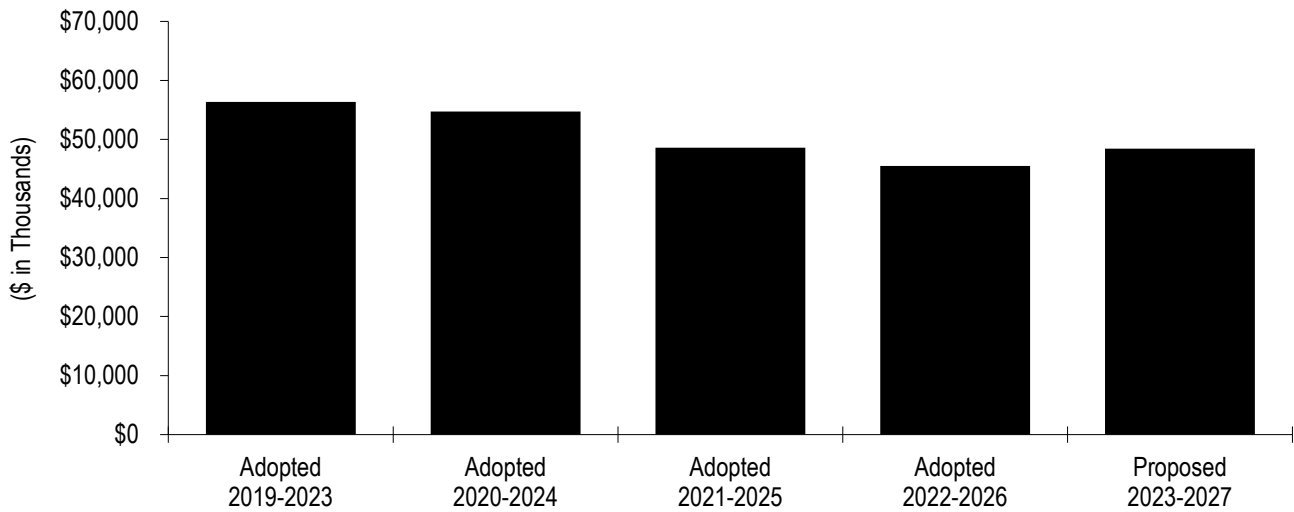
- Beginning Fund Balance
- ▨ Taxes, Fees and Charges
- ▩ Transfers and Misc. Revenue
- Interest Income

2022-2023 Proposed Use of Funds



- ▩ Construction Projects
- Non-Construction Projects
- ▨ Allocations, Transfers, and Reserves
- Ending Fund Balance

CIP History



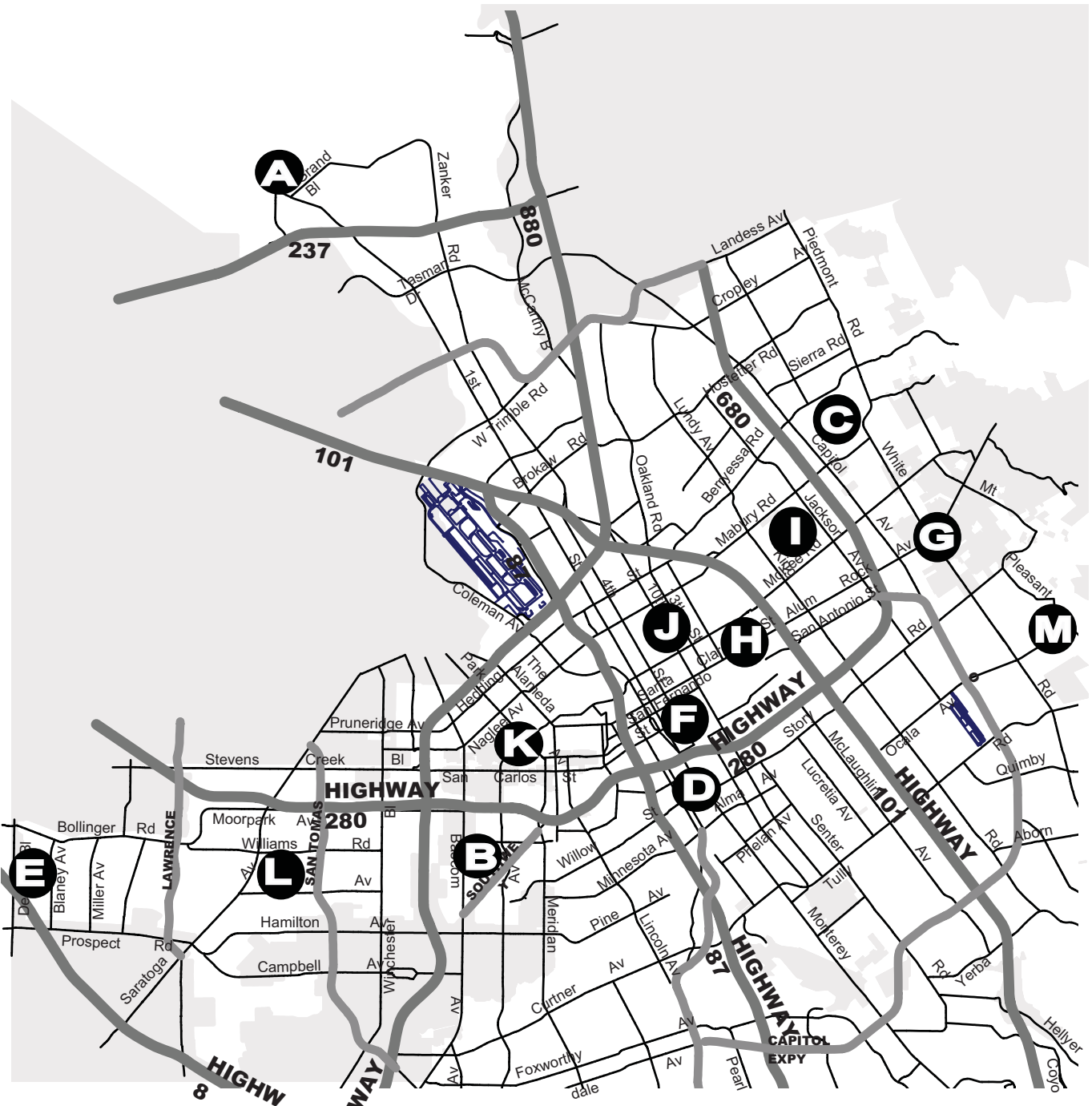
Library

2023-2027 Proposed Capital Improvement Program

Library Locations

North

- | | |
|---|---|
| <ul style="list-style-type: none"> A) Alviso B) Bascom C) Berryessa D) Biblioteca Latinoamericana E) Calabazas F) Dr. Martin Luther King, Jr. | <ul style="list-style-type: none"> G) Dr. Roberto Cruz Alum Rock H) East San José Carnegie I) Educational Park J) Joyce Ellington K) Rose Garden L) West Valley M) Mt. Pleasant |
|---|---|

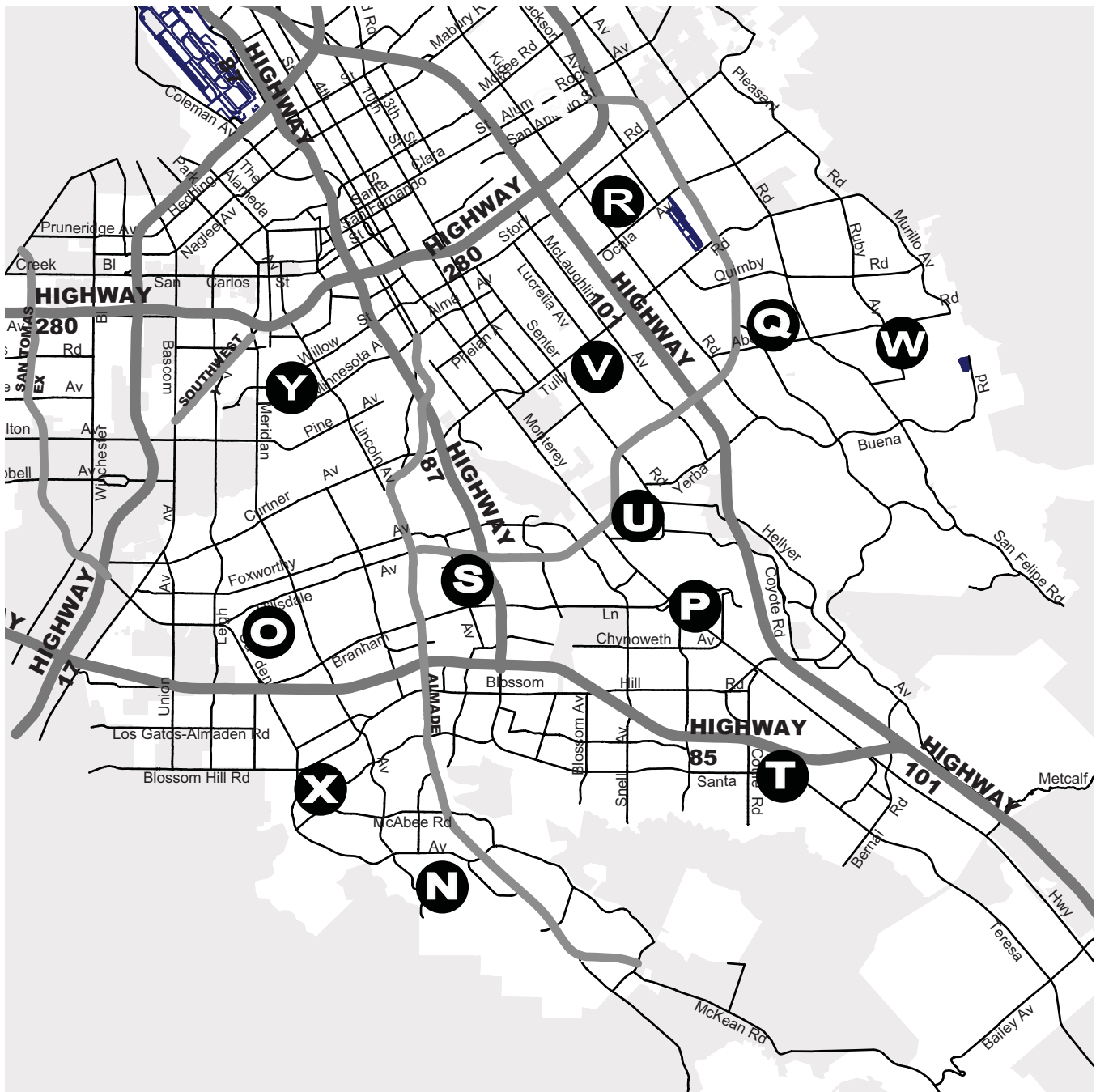


Library

2023-2027 Proposed Capital Improvement Program

Library Locations South

- | | |
|------------------------|---------------------------|
| N) Almaden | T) Santa Teresa |
| O) Cambrian | U) Seven Trees |
| P) Edenvale | V) Tully Community |
| Q) Evergreen | W) Village Square |
| R) Hillview | X) Vineland |
| S) Pearl Avenue | Y) Willow Glen |



Library

2023-2027 Proposed Capital Improvement Program

OVERVIEW

INTRODUCTION

The Library Capital Program provides funding to construct new library facilities, acquire physical and electronic materials, install automation equipment and systems to support public information access needs, and support facility improvement needs and repairs.

SAN JOSE PUBLIC LIBRARY	
Annual Statistics as of June 30, 2022 (est.)	
Number of Library Facilities	25
Number of Materials Purchased	215,000
Number of Materials Sorted by Automated Handling Machines	2,198,000
Percentage of Materials Checked Out with Self-Check Machines	90%

The City's 2023-2027 Proposed Capital Improvement Program (CIP) provides Library Capital Program funding of \$48.5 million, of which \$22.2 million is allocated in 2022-2023. This program is part of the Neighborhood Services City Service Area (CSA) and supports the following outcomes: *Safe and Clean Parks, Facilities, and Attractions* and *Vibrant Cultural, Learning, Recreation, and Leisure Opportunities*.

PROGRAM PRIORITIES AND OBJECTIVES

The objective of the Library's CIP is to provide safe, readily accessible facilities and quality library services to San José residents. The following two metrics are used to help evaluate the availability of library resources:

- Square feet of library facilities per capita
 - 0.43 per capita without Dr. Martin Luther King, Jr. Library; and
 - 0.59 with Dr. Martin Luther King, Jr. Library
- Acquisition of books and materials per year

The targets of 0.43 and 0.59 square feet of library facilities per capita were established as part of the Branch Facilities Master Plan (2000) assuming a population increase of approximately 18% between 1999-2000 and 2020-2021. These targets have almost been met (0.42 and 0.58 square feet of library facilities per capita) by expanding 14 libraries and building 6 new libraries including the opening of Village Square Branch Library in April 2016 and the Mt. Pleasant Bridge Library in April 2019. The 2020-2021 actual square feet of library facilities per capita were 0.42 and 0.59. With no plans to build additional library facilities, staff anticipates that the square feet of library facilities per capita will be maintained close to the 2020-2021 actual levels.



Biblioteca Latinoamericana

Library

2023-2027 Proposed Capital Improvement Program

OVERVIEW

PROGRAM PRIORITIES AND OBJECTIVES

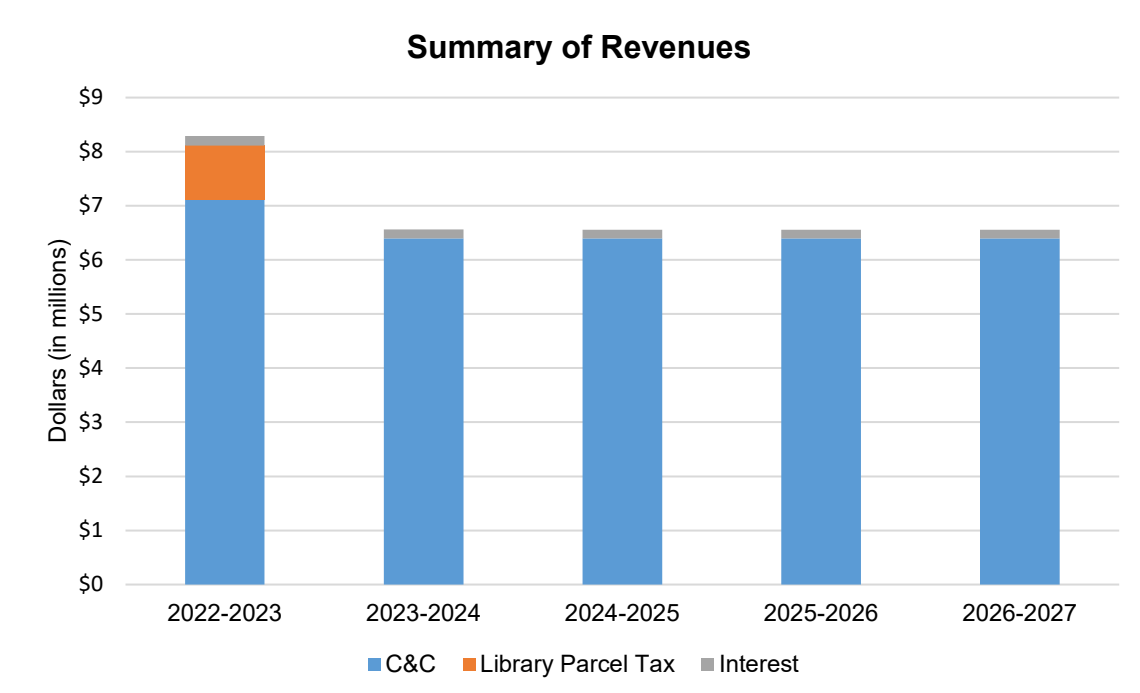
The Library Department also measures the acquisition of books and materials per year. Due to the COVID-19 pandemic, the goal to acquire an average of 266,500 materials annually is not expected to be met in 2021-2022. However, this goal is anticipated to be achieved over the 2023-2027 CIP period.

	<u>Actual 2020-2021</u>	<u>Target 2021-2022</u>	<u>Estimate 2021-2022</u>	<u>Target 2022-2023</u>	<u>Estimate 2023-2027</u>
Square Feet of library facilities per capita (including King Library)	0.59	0.58	0.59	0.59	0.58
Square feet of library facilities per capita (excluding King Library)	0.42	0.42	0.42	0.42	0.41
Acquisition of materials per year	228,076	215,000	215,000	215,000	266,500*

* Five-year average

SOURCES OF FUNDING

The 2023-2027 Proposed CIP provides funding of \$48.5 million, of which \$22.2 million is allocated in 2022-2023. Revenue for the 2023-2027 Proposed CIP is derived primarily from three sources: Library Construction and Conveyance (C&C) Tax Revenues (\$32.7 million); Library Parcel Tax (\$1.0 million); and interest earnings (\$820,000).



Library

2023-2027 Proposed Capital Improvement Program

OVERVIEW

SOURCES OF FUNDING

The 2022-2023 Proposed Capital Budget estimate for C&C taxes is \$50.0 million, of which 14.22% (\$7.1 million) is allocated to the Library Capital Program. Approximately 99% of the C&C tax is derived from a transfer tax imposed upon each transfer of real property at a rate of \$3.30 for each \$1,000 of the value of property conveyed, with the remaining 1% generated from a construction tax, a flat rate assessed to residential, commercial, and industrial development. Over the five years of the CIP, collections allocated to the Library Capital Program will total \$32.7 million.

On June 3, 2014, over 81% of San José voters approved the continuation of the Library Parcel Tax for 25 years, beginning in 2015-2016. For many years, the Library Parcel Tax has been a significant source of support for the Library's Capital Budget. However, the 2023-2027 CIP includes Library Parcel Tax resources of only \$1.0 million, a significant decrease from the \$7.5 million included in the 2022-2026 CIP. This decrease is attributable to the continued reliance on Library Parcel Tax revenue to support Library operations and programming during prolonged periods of General Fund shortfalls. While the strength of C&C revenues fully offsets the reduction from the Library Parcel Tax Fund so that the projects and programs currently included in the CIP are unaffected, there is limited remaining funds for other future capital infrastructure needs. As part of the 2023-2024 and future budget development processes, the Administration will evaluate and recommend a multi-year realignment of funding sources – including the Library Parcel Tax Fund, the Library C&C Fund, and the General Fund – to achieve a more balanced funding portfolio over the long-term for both Library operations and capital support.



Wee Explore Play Space, Dr. Martin Luther King, Jr. Library Children's Room

The Branch Facilities Master Plan (2000) concluded that the City's branch library system needed significant capital improvements, including reconstruction or replacement of 14 of the 17 existing branches, and construction of six additional branches in under-served neighborhoods. In November 2000, 75.7% of San José voters approved a \$212.0 million library bond measure to improve the branch library system in accordance with the Branch Facilities Master Plan. In April 2016, the Village Square Branch Library was opened to the public, marking the completion of the last programmed bond project. The final bond sale (\$5.9 million)

occurred in 2019-2020, with the remainder of the funds being allocated for various new bond eligible projects, including renovations at the Biblioteca Branch Library, and efficiency improvements at various branch libraries.

Library

2023-2027 Proposed Capital Improvement Program

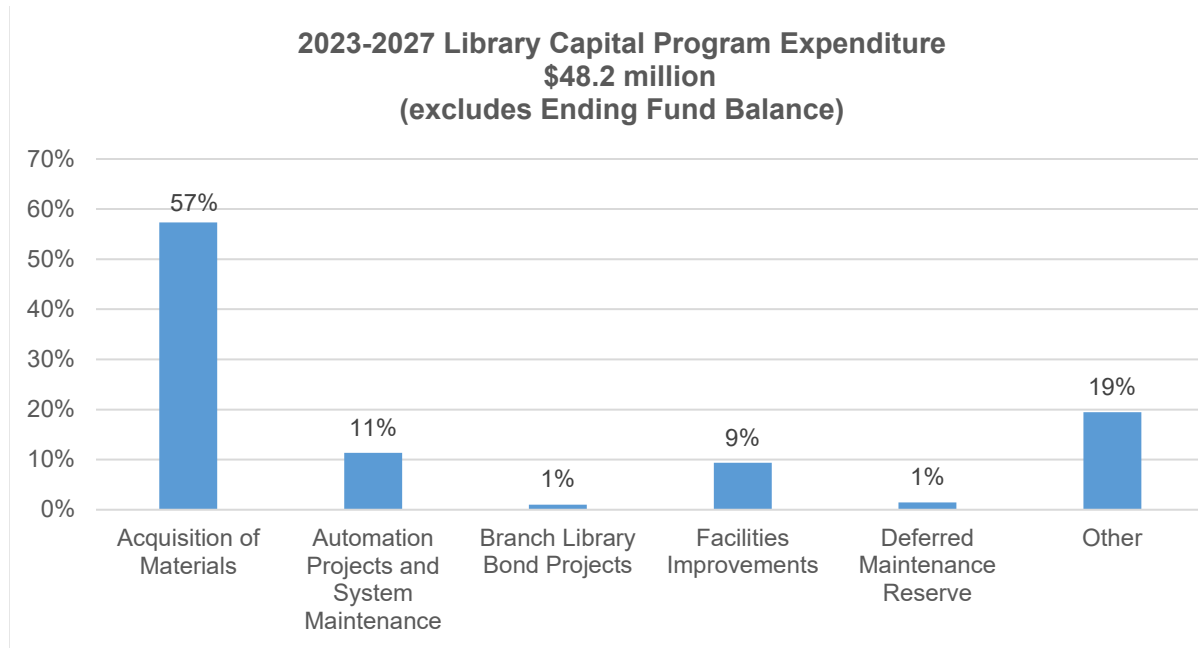
OVERVIEW

PROGRAM HIGHLIGHTS

The Library Capital Program’s expenditures are organized in several categories. The following highlights are the major projects in the program. For further information on the program’s individual projects, please refer to the Detail Pages.

Acquisition of Materials

A total of \$27.6 million is allocated in the 2023-2027 Proposed CIP for the purchase of new materials. This funding enables the Library Department to add new materials at all facilities, including non-English language materials, children’s books, large type books, audio books, and media materials. On an annual basis, the Library must replenish its inventory to ensure the public has access to high quality and current materials. The Acquisition of Materials allocation is proposed to be increased by \$412,000, from \$5.1 million to \$5.5 million annually in the 2023-2027 Proposed CIP to meet the increased demand for eMaterials (eResources, eAudio Books, eBooks) for all age levels and languages.



Automation Projects and System Maintenance

The 2023-2027 Proposed CIP includes \$5.5 million for Automation Projects and System Maintenance, which will benefit all public service outlets and work units. The Library Department is the largest provider of free public computing and internet service for San José residents. The Library will continue the installation and maintenance of internet and online reference sources for public use, and additional computer workstations or mobile computing devices at library facilities. Currently, 19 of the 23 branch libraries have Automated Materials Handling systems, with two of the branches having both a system inside the branch and a drive-up system. In 2022-2023, the Library is allocating funding to upgrade the branch libraries WiFi, invest in the Library’s website platform, and establish a new security incident tracker system.

Library

2023-2027 Proposed Capital Improvement Program

OVERVIEW

PROGRAM HIGHLIGHTS

Branch Library Bond Projects

The 2023-2027 Proposed CIP contains funding for improvements and efficiency projects supporting the City's oldest branch libraries. The remainder of the 2019-2020 bond issuance for \$5.9 million is anticipated to be expended by the end of 2023-2024 and will support improvements at Biblioteca Latinoamericana Branch Library and efficiency improvements at other various branch libraries. Efficiency projects include self-service book lockers offering extended hours for materials pick-up, security surveillance installations, heating, ventilation, and air conditioning (HVAC) upgrades, and roof repairs or replacement at branch facilities.

Facilities Improvements and Library Equipment and Furnishings

The 2023-2027 Proposed CIP includes funding of \$4.8 million for improvements and maintenance of library branch facilities. Key improvements include preventative measures such as painting, carpet replacement/installations, security surveillance installations, heating, ventilation, and air conditioning (HVAC) upgrades, and roof repairs or replacement at all branch facilities. Additionally, the launch of a Library mobile app will enable customers with mobile devices to check out items using a digital version of their library card without having to access a customer service desk or a self-checkout kiosk.

Dr. Martin Luther King, Jr. Library

The Dr. Martin Luther King, Jr. Library (King Library) is an innovative collaboration between the City of San José and San José State University (SJSU). While operated jointly by SJSU and the San José Public Library System, King Library is owned and managed by SJSU. Costs for facilities management, interior improvements, and regular maintenance are paid by both agencies, as defined by the Cost Sharing Agreement Between the City of San José and San José State University, and the Agreement for Ownership and Operation of Joint Library Building and Grant of Easement (Operating Agreement).

Over the last three annual CIPs, funding has been allocated from the Library C&C Tax Fund for the Dr. Martin Luther King, Jr. Library Atrium project (\$1.2 million), Dr. Martin Luther King, Jr. Library Escalator Replacement (\$476,000), and the 4th Street Lawn Replacement project (\$275,000). King Library is more than 15 years old and SJSU is recommending approximately \$26.2 million of capital improvements be made over the next five years. The Library's portion of these projects is expected to be approximately \$9.6 million, and although the Lighting Retrofit Project (\$2.4 million) is the only project included in the 2023-2027 Proposed CIP, funding of \$300,000 is allocated in



2020-2023 in the Dr. Martin Luther King, Jr. Library Infrastructure Backlog Reserve to begin setting aside funding for these future improvements. Specific King Library projects, and potential funding sources, will be evaluated for inclusion in future CIPs.

Library

2023-2027 Proposed Capital Improvement Program

OVERVIEW

MAJOR CHANGES FROM THE 2020-2026 ADOPTED CIP

The overall size of the Library CIP has increased by \$2.9 million from \$45.5 million in the 2022-2026 Adopted CIP to \$48.5 million in the 2023-2027 Proposed CIP. This increase is primarily due to the addition of the Dr. Martin Luther King, Jr. Library Lighting Retrofit project (\$2.4 million), an increase to the Facilities Improvements ongoing allocation (\$1.6 million), an increase to the Acquisition of Materials ongoing allocation (\$1.6 million), and additional adjustments within the Library Bond Fund spenddown of proceeds.

Major Changes to Project Budgets

The following table outlines the most significant changes to project budgets, including new/augmented allocations and reduced/eliminated allocations.

Project	Incr/(Decr)
Dr. Martin Luther King, Jr. Library Lighting Retrofit	\$2.4 million
Facilities Improvements - Library	\$1.6 million
Acquisition of Materials	\$1.6 million
Automation Projects and System Maintenance	\$0.5 million
Program Management - Library Capital Program	(\$0.1 million)
Branch Efficiency Projects	(\$0.5 million)
Facilities Management	(\$0.5 million)

OPERATING BUDGET IMPACT

It is anticipated that there will be no additional operating and maintenance costs associated with projects included in the 2023-2027 Proposed CIP.

Library Capital
2023-2027 Proposed Capital Improvement Program
Source of Funds (Combined)

	Estimated						
	2021-2022	2022-2023	2023-2024	2024-2025	2025-2026	2026-2027	5-Year Total*
Branch Libraries Bond Projects Fund (472)							
Beginning Balance	6,630,517	2,974,517	232,517				2,974,517
Revenue from Use of Money and Property							
Interest Income	30,000	20,000	5,000				25,000
TOTAL Revenue from Use of Money and Property	30,000	20,000	5,000				25,000
Total Branch Libraries Bond Projects Fund (472)	6,660,517	2,994,517	237,517				2,999,517
Library Construction and Conveyance Tax Fund (393)							
Beginning Balance	10,063,683	10,939,684	6,313,320	4,679,320	3,241,320	1,804,320	10,939,684
Reserve for Encumbrance	1,130,339						
Revenue from Use of Money and Property							
Interest Income	159,000	159,000	159,000	159,000	159,000	159,000	795,000
TOTAL Revenue from Use of Money and Property	159,000	159,000	159,000	159,000	159,000	159,000	795,000
Construction & Conveyance Tax							
C&C Tax Proceeds	8,532,000	7,110,000	6,399,000	6,399,000	6,399,000	6,399,000	32,706,000

* The 2023-2024 through 2026-2027 Beginning Balances are excluded from in FIVE-YEAR TOTAL SOURCE OF FUNDS to avoid multiple counting of the same funds.

Library Capital
2023-2027 Proposed Capital Improvement Program
Source of Funds (Combined)

	Estimated						
	2021-2022	2022-2023	2023-2024	2024-2025	2025-2026	2026-2027	5-Year Total*
TOTAL Construction & Conveyance Tax	8,532,000	7,110,000	6,399,000	6,399,000	6,399,000	6,399,000	32,706,000
Total Library Construction and Conveyance Tax Fund (393)	19,885,022	18,208,684	12,871,320	11,237,320	9,799,320	8,362,320	44,440,684
Library Parcel Tax Capital Fund (483)							
Beginning Balance	764,099	28,636					28,636
Reserve for Encumbrance	165,825						
Transfers and Reimbursements							
Transfer from Library Parcel Tax Fund (F418)	1,455,538	1,000,000					1,000,000
TOTAL Transfers and Reimbursements	1,455,538	1,000,000					1,000,000
Total Library Parcel Tax Capital Fund (483)	2,385,462	1,028,636					1,028,636
TOTAL SOURCES	28,931,001	22,231,837	13,108,837	11,237,320	9,799,320	8,362,320	48,468,837

* The 2023-2024 through 2026-2027 Beginning Balances are excluded from in FIVE-YEAR TOTAL SOURCE OF FUNDS to avoid multiple counting of the same funds.

Library Capital

2023-2027 Proposed Capital Improvement Program

Use of Funds (Combined)

	Estimated 2021-2022	2022-2023	2023-2024	2024-2025	2025-2026	2026-2027	5-Year Total*
<u>Library Capital</u>							
Biblioteca Library Improvements	1,000,000						
Branch Efficiency Projects	1,500,000	400,000	44,517	25,000		25,000	494,517
Library Facilities Upgrades	10,000						
Branch Library Bond Projects	2,510,000	400,000	44,517	25,000		25,000	494,517
Bridge Libraries		482,000					482,000
Dr. Martin Luther King, Jr. Library Escalator Replacement	476,000						
Dr. Martin Luther King, Jr. Library Lighting Retrofit		2,436,000					2,436,000
Facilities Improvements - Library	1,876,000	3,252,000	607,000	225,000	200,000	225,000	4,509,000
Other Library - Construction	2,352,000	6,170,000	607,000	225,000	200,000	225,000	7,427,000
Library - Construction	4,862,000	6,570,000	651,517	250,000	200,000	250,000	7,921,517
4th Street Lawn Replacement Project	146,594						
Acquisition of Materials	6,650,294	5,512,000	5,512,000	5,512,000	5,512,000	5,512,000	27,560,000
Automation Projects and System Maintenance	1,555,128	1,463,000	1,000,000	1,000,000	1,000,000	1,000,000	5,463,000
Facilities Management	496,000	388,000	407,000	428,000	449,000	471,000	2,143,000
Family-Friendly City Facilities (Library)	151,000						
General Equipment and Furnishings	242,500	50,000	130,000	50,000	50,000	50,000	330,000
Mobile Maker[Space]ship Vehicle	144,000						
Program Management - Library Capital Program	450,000	415,000	436,000	458,000	481,000	505,000	2,295,000
General Non-Construction - Library	9,835,516	7,828,000	7,485,000	7,448,000	7,492,000	7,538,000	37,791,000

* The 2022-2023 through 2025-2026 Ending Balances are excluded from the FIVE-YEAR TOTAL USE OF FUNDS to avoid multiple counting of the same funds.

Library Capital
2023-2027 Proposed Capital Improvement Program
 Use of Funds (Combined)

	Estimated						
	2021-2022	2022-2023	2023-2024	2024-2025	2025-2026	2026-2027	5-Year Total*
Library - Non Construction	9,835,516	7,828,000	7,485,000	7,448,000	7,492,000	7,538,000	37,791,000
Capital Program and Public Works	1,000	1,000	1,000	1,000	1,000	1,000	5,000
Department Support Service Costs							
Infrastructure Management System - Library	179,648	171,000	176,000	181,000	186,000	192,000	906,000
Allocations	180,648	172,000	177,000	182,000	187,000	193,000	911,000
General Fund - Interest Income	110,000	116,000	116,000	116,000	116,000	116,000	580,000
<i>Transfers to the General Fund</i>	110,000	116,000	116,000	116,000	116,000	116,000	580,000
Transfers Expense	110,000	116,000	116,000	116,000	116,000	116,000	580,000
Dr. Martin Luther King, Jr. Library		300,000					300,000
Infrastructure Backlog Reserve							
Library Branches Infrastructure Backlog Reserve		700,000					700,000
Expense Reserves - Non Construction		1,000,000					1,000,000
Total Expenditures	14,988,164	15,686,000	8,429,517	7,996,000	7,995,000	8,097,000	48,203,517
Ending Fund Balance	13,942,837	6,545,837	4,679,320	3,241,320	1,804,320	265,320	265,320
TOTAL	28,931,001	22,231,837	13,108,837	11,237,320	9,799,320	8,362,320	48,468,837

* The 2022-2023 through 2025-2026 Ending Balances are excluded from the FIVE-YEAR TOTAL USE OF FUNDS to avoid multiple counting of the same funds.

Library Capital Program
2023-2027 Proposed Capital Improvement Program
Detail of One-Time Projects

Bridge Libraries

CSA	Neighborhood Services	Initial Start Date	3rd Qtr. 2017
CSA Outcome	Safe and Clean Parks, Facilities and Attractions	Initial End Date	2nd Qtr. 2018
Location	Mt. Pleasant Bridge Branch; and TBD	Revised Start Date	
Dept Owner	Library	Revised End Date	4th Qtr. 2022
Council Districts	5	Initial Project Budget	\$650,000
Appropriation	A401Q	FY Initiated	2017-2018

Description This project provides funding for the development of two bridge branch libraries on City-owned and/or a school district land. Bridge libraries serve as a local hub offering a range of library programs for both youth and their families, as well as provide space for the community to convene, engage, and access resources bridging known geographic and economic barriers.

Justification In response to the need for literacy resources for low-income families and the potential of minimizing cost through partnerships, the San José Public Library is seeking partners to install small bridge libraries at locations to be determined.

Notes The end date of this project will likely be further revised. The Mt. Pleasant Bridge Branch Library was completed in 2018-2019, however, the site of the second new facility has not yet been determined. Once the second bridge branch library location is identified, operating and maintenance needs will be determined and if necessary, will be reflected in a future CIP. After the second bridge library is completed, any remaining project funds may be used to remodel an in-kind facility at a school district site.

Major Cost Changes

	PRIOR YEARS	FY22 EST	FY23	FY24	FY25	FY26	FY27	5 YEAR TOTAL	BEYOND 5 YEARS	PROJECT TOTAL
Expenditure Schedule (000s)										
General Administration	18									18
Construction	151		482					482		633
Total	168		482					482		650

Funding Source Schedule (000s)										
Library Construction and Conveyance Tax Fund (393)	168		482					482		650
Total	168		482					482		650

Annual Operating Budget Impact (000s)										
Total										

Library Capital Program
2023-2027 Proposed Capital Improvement Program
Detail of One-Time Projects

Dr. Martin Luther King, Jr. Library Lighting Retrofit

CSA	Neighborhood Services	Initial Start Date	3rd Qtr. 2022
CSA Outcome	Safe and Clean Parks, Facilities, and Attractions	Initial End Date	2nd Qtr. 2023
Location	150 East San Fernando Street	Revised Start Date	
Dept Owner	Library	Revised End Date	
Council Districts	3	Initial Project Budget	\$2,436,000
Appropriation	TEMP_925	FY Initiated	2022-2023

Description This project provides funding for the lighting retrofit project at the Dr. Martin Luther King, Jr. Library. Per the agreement between the City and San José State University (SJSU), this project will be managed by SJSU's Facilities Development and Operations Department in coordination with the Library Department. The amount allocated in the CIP reflects the City's estimated 36% cost-share amount.

Justification This project will retrofit the lighting systems which includes replacement of the aging lighting system with a more energy efficient lighting system.

Notes

Major Cost Changes

	PRIOR YEARS	FY22 EST	FY23	FY24	FY25	FY26	FY27	5 YEAR TOTAL	BEYOND 5 YEARS	PROJECT TOTAL
Expenditure Schedule (000s)										
Maintenance, Repairs, Other			2,436					2,436		2,436
Total			2,436					2,436		2,436

Funding Source Schedule (000s)										
Library Construction and Conveyance Tax Fund (393)			2,436					2,436		2,436
Total			2,436					2,436		2,436

Annual Operating Budget Impact (000s)										
Total										

Library Capital Program
2023-2027 Proposed Capital Improvement Program
Detail of Ongoing Projects

Acquisition of Materials

CSA Outcome	Vibrant Cultural, Learning, Recreation, and Leisure Opportunities	Council Districts	City-wide
Department Owner	Library	Appropriation	A4078
Description	This allocation provides funding for the acquisition of books, periodical subscriptions, DVDs/Blu-rays, electronic resources, and other types of materials for the Library's collection.		

	FY22 Budget	FY22 EST	FY23	FY24	FY25	FY26	FY27	5 Year Total
Expenditure Schedule (000s)								
Equipment, Materials and Supplies	6,650	6,650	5,512	5,512	5,512	5,512	5,512	27,560
Total	6,650	6,650	5,512	5,512	5,512	5,512	5,512	27,560

	FY22 Budget	FY22 EST	FY23	FY24	FY25	FY26	FY27	5 Year Total
Funding Source Schedule (000s)								
Library Construction and Conveyance Tax Fund (393)	5,163	5,163	5,083	5,512	5,512	5,512	5,512	27,131
Library Parcel Tax Capital Fund (483)	1,487	1,487	429					429
Total	6,650	6,650	5,512	5,512	5,512	5,512	5,512	27,560

Automation Projects and System Maintenance

CSA Outcome	Vibrant Cultural, Learning, Recreation, and Leisure Opportunities	Council Districts	City-wide
Department Owner	Library	Appropriation	A4083
Description	This allocation provides funding for automation equipment to improve information access and electronic processing. Funds may be used to purchase, maintain and upgrade catalogs, automated reference resources, and costs related to the installation and maintenance of the online system.		

	FY22 Budget	FY22 EST	FY23	FY24	FY25	FY26	FY27	5 Year Total
Expenditure Schedule (000s)								
Equipment, Materials and Supplies	1,555	1,555	1,463	1,000	1,000	1,000	1,000	5,463
Total	1,555	1,555	1,463	1,000	1,000	1,000	1,000	5,463

	FY22 Budget	FY22 EST	FY23	FY24	FY25	FY26	FY27	5 Year Total
Funding Source Schedule (000s)								
Library Construction and Conveyance Tax Fund (393)	686	686	863	1,000	1,000	1,000	1,000	4,863
Library Parcel Tax Capital Fund (483)	870	870	600					600
Total	1,555	1,555	1,463	1,000	1,000	1,000	1,000	5,463

Library Capital Program
2023-2027 Proposed Capital Improvement Program
Detail of Ongoing Projects

Branch Efficiency Projects

CSA Outcome	Safe and Clean Parks, Facilities, and Attractions	Council Districts	City-wide
Department Owner	Library	Appropriation	A7175
Description	This allocation provides ongoing funding for various capital projects that will improve workflow efficiency, reduce energy costs, and/or reduce maintenance costs. Projects may include automated materials check-in and sorting systems for the branch libraries, LED enhancements, security cameras in branch parking lots and branch interiors, and reconfiguring service desks to bring older branches in-line with current service models.		

	FY22 Budget	FY22 EST	FY23	FY24	FY25	FY26	FY27	5 Year Total
Expenditure Schedule (000s)								
Equipment, Materials and Supplies	1,500	1,500	400	45	25		25	495
Total	1,500	1,500	400	45	25		25	495

	FY22 Budget	FY22 EST	FY23	FY24	FY25	FY26	FY27	5 Year Total
Funding Source Schedule (000s)								
Branch Libraries Bond Projects Fund (472)	1,300	1,300	400	38				438
Library Construction and Conveyance Tax Fund (393)	200	200		7	25		25	57
Total	1,500	1,500	400	45	25		25	495

Facilities Improvements - Library

CSA Outcome	Safe and Clean Parks, Facilities, and Attractions	Council Districts	City-wide
Department Owner	Library	Appropriation	A5884
Description	This allocation provides ongoing funding for roof and carpet replacement and other capital infrastructure needs, including emergency repairs. Projects are scheduled as needed throughout the fiscal year.		

	FY22 Budget	FY22 EST	FY23	FY24	FY25	FY26	FY27	5 Year Total
Expenditure Schedule (000s)								
Construction	1,876	1,876	3,252	607	225	200	225	4,509
Total	1,876	1,876	3,252	607	225	200	225	4,509

	FY22 Budget	FY22 EST	FY23	FY24	FY25	FY26	FY27	5 Year Total
Funding Source Schedule (000s)								
Branch Libraries Bond Projects Fund (472)	1,376	1,376	2,362	200				2,562
Library Construction and Conveyance Tax Fund (393)	500	500	890	407	225	200	225	1,947
Total	1,876	1,876	3,252	607	225	200	225	4,509

Library Capital Program
2023-2027 Proposed Capital Improvement Program
Detail of Ongoing Projects

Facilities Management

CSA Outcome	Safe and Clean Parks, Facilities, and Attractions	Council Districts	City-wide
Department Owner	Library	Appropriation	A7350
Description	This allocation provides funding for a Program Manager and Library Assistant to manage and monitor branch library facilities.		

	FY22 Budget	FY22 EST	FY23	FY24	FY25	FY26	FY27	5 Year Total
Expenditure Schedule (000s)								
General Administration	496	496	388	407	428	449	471	2,143
Total	496	496	388	407	428	449	471	2,143

Funding Source Schedule (000s)								
Library Construction and Conveyance Tax Fund (393)	496	496	388	407	428	449	471	2,143
Total	496	496	388	407	428	449	471	2,143

General Equipment and Furnishings

CSA Outcome	Safe and Clean Parks, Facilities, and Attractions	Council Districts	City-wide
Department Owner	Library	Appropriation	A4706
Description	This allocation provides ongoing funding for the purchase of equipment such as shelving, material displays, vehicles, Wee Play structures and supplies, replacement of circulation desks, and other furnishings at Library branches.		

	FY22 Budget	FY22 EST	FY23	FY24	FY25	FY26	FY27	5 Year Total
Expenditure Schedule (000s)								
Equipment, Materials and Supplies	446	446	50	130	50	50	50	330
Total	446	446	50	130	50	50	50	330

Funding Source Schedule (000s)								
Library Construction and Conveyance Tax Fund (393)	446	446	50	130	50	50	50	330
Total	446	446	50	130	50	50	50	330

Library Capital Program
2023-2027 Proposed Capital Improvement Program
Detail of Ongoing Projects

Program Management - Library Capital Program

CSA Outcome	Vibrant Cultural, Learning, Recreation, and Leisure Opportunities	Council Districts	City-wide
Department Owner	Library	Appropriation	A6422
Description	This allocation provides ongoing funding for the administration, management, and monitoring of the Library Capital Program. Portions of the salaries and benefits costs for the City Librarian, Assistant City Librarian, Administrative Officer, Senior Analyst, and an Analyst are included in this funding.		

	FY22 Budget	FY22 EST	FY23	FY24	FY25	FY26	FY27	5 Year Total
Expenditure Schedule (000s)								
General Administration	450	450	415	436	458	481	505	2,295
Total	450	450	415	436	458	481	505	2,295

	FY22 Budget	FY22 EST	FY23	FY24	FY25	FY26	FY27	5 Year Total
Funding Source Schedule (000s)								
Library Construction and Conveyance Tax Fund (393)	450	450	415	436	458	481	505	2,295
Total	450	450	415	436	458	481	505	2,295

Library Capital Program
2023-2027 Proposed Capital Improvement Program
Summary of Reserves

Project Name Dr. Martin Luther King, Jr. Library Infrastructure Backlog Reserve
5-Yr CIP Budget \$ 300,000
Total Budget \$ 300,000
Council Districts City-wide
Description This reserve provides funding to address future deferred maintenance and infrastructure backlog needs at the Dr. Martin Luther King, Jr. Library.

Project Name Library Branches Infrastructure Backlog Reserve
5-Yr CIP Budget \$ 700,000
Total Budget \$ 700,000
Council Districts City-wide
Description This reserve provides funding to address future deferred maintenance and infrastructure backlog needs at all Library branch locations.
