


ADOPTED



2011-2012


OPERATING

BUDGET

**OFFICE
OF THE
CITY MANAGER**

ADOPTED

2011-2012



OPERATING BUDGET

Mayor

Chuck Reed

City Council

D1 - Pete Constant

D2 - Ash Kalra

D3 - Sam Liccardo

D4 - Kansen Chu

D5 - Xavier Campos

D6 - Pierluigi Oliverio

D7 - Madison Nguyen

D8 - Rose Herrera

D9 - Donald Rocha

D10 - Nancy Pyle

SUBMITTED BY

DEBRA FIGONE

CITY MANAGER

ADOPTED

2011-2012



OPERATING BUDGET

OFFICE OF THE CITY MANAGER

Prepared by:

City Manager
Assistant City Manager

DEBRA FIGONE
ED SHIKADA

Deputy City Managers

NORBERTO DUENAS

DEANNA SANTANA

Budget Director

JENNIFER A. MAGUIRE

Asst/Dep Budget Directors

WALTER C. ROSSMANN

MARGARET MCCAHAN

Operating Budget Coordinator

KENN LEE

Financial Status Coordinator

DAVID PERSSELIN

Sr. Budget Analysts

ERIC BILIMORIA

MARIAH DABEL

TRESHA GRANT

Budget Analysts

JAQUI GUZMAN
EMILY PONCE

PAUL HARPER
BONNY RICCOBONO
JOANNA ZYWNO

KIELY SUENO NOSE
SELENA E. UBANDO

Budget Production

RACHELLE BLATTMAN

LISA ESTRADA

RACHEL RAMIREZ

Special Assistance

CLAUDIA CHANG
BUDGET OFFICE

PAK HUNG
BUDGET OFFICE

TERENCE MEDINA
BUDGET OFFICE

ANNE ORTIZ
BUDGET OFFICE (RET.)

TOM MANHEIM
CITY MANAGER'S OFFICE

PHUONG TRAN
INFO. TECHNOLOGY

Document Proofers

PHIL PRINCE

ROBIN H.K. SHINAGAWA

VALIA TOLENTINO

2011-2012 ADOPTED OPERATING BUDGET



TABLE OF CONTENTS

PAGE

CITY MANAGER’S 2011-2012 BUDGET MESSAGE	1
<i>Attachment A – General Fund Balancing Strategy Detail</i>	1
<i>Attachment B – Status of Mayor and City Council Referrals</i>	1
<i>Attachment C – Status of City Auditor Recommendations with Funding Impact</i>	1

COMMUNITY PROFILE

<i>San José at a Glance</i>	I – 1
<i>Roster of Elected Officials</i>	I – 10
<i>State and Local Legislative Highlights</i>	I – 11

BUDGET GUIDE

<i>Annual Budget Process</i>	II – 1
<i>City Organization by City Service Area</i>	II – 2
<i>City Organization by Function</i>	II – 3
<i>Operating Budget Guide</i>	II – 4
<i>Fund Descriptions</i>	II – 8
<i>Glossary of Terms</i>	II – 17
<i>Acronyms Index</i>	II – 21

SUMMARY INFORMATION

<i>Total City Source and Use of Funds (Table)</i>	III – 1
<i>Summary of Transfers, Loans and Contributions (Table)</i>	III – 8
<i>Summary of Interfund Loans in Capital and Operating Funds (Table)</i>	III – 12
<i>Summary of Redevelopment Agency Obligations to the City (Table)</i>	III – 14
<i>Summary of Fund Activity (Table)</i>	III – 17
<i>Summary of Expenditures by Department/Function (All Funds) (Table)</i>	III – 22
<i>Summary of Total Operations by Department (All Funds) (Graph and Table)</i>	III – 25
<i>Summary of General Fund Sources (Graph and Table)</i>	III – 28
<i>Summary of General Fund Uses (Graph and Table)</i>	III – 30
<i>Summary of General Fund Uses by Category (Graph and Table)</i>	III – 33
<i>Summary of Capital Improvement Program Source of Funds (Table)</i>	III – 35
<i>Summary of Capital Improvement Program Use of Funds (Table)</i>	III – 37
<i>Descriptions of Major Capital Projects (Table)</i>	III – 42
<i>Summary of Operating Budget Impact from Capital Projects (Table)</i>	III – 71
<i>Summary of Total Staffing by Department (Graph and Table)</i>	III – 75

HISTORY AND TREND INFORMATION

<i>Five-Year Comparison of Total Operations</i>	
<i>by Department (All Funds) (Graph and Table)</i>	IV – 1
<i>Five-Year Comparison of Key General Fund Sources (Graph)</i>	IV – 3
<i>Five-Year Comparison of General Fund Sources (Table)</i>	IV – 4
<i>Five-Year Comparison of General Fund Uses (Graph and Table)</i>	IV – 5
<i>Five-Year Comparison of General Fund Uses by Category (Table)</i>	IV – 7
<i>Five-Year Comparison of Key Capital Fund Sources (Graph)</i>	IV – 8
<i>Five-Year Comparison of Total Staffing (Graph)</i>	IV – 9
<i>Five-Year Comparison of Total Staffing by Department (Graph and Table)</i>	IV – 10

2011-2012 ADOPTED OPERATING BUDGET



TABLE OF CONTENTS

PAGE

BUDGET POLICIES AND PRACTICES

<i>Budget Policies</i>	V – 1
<i>City Service Area Policy Framework</i>	V – 12
<i>Significant Accounting Practices</i>	V – 14
<i>Debt Service Obligations</i>	V – 16

GENERAL FUND REVENUE ESTIMATES

<i>Overview</i>	VI – 1
<i>General Fund Revenue Descriptions</i>	VI – 47

CITY SERVICE AREAS (CSA)

<i>Overview</i>	VII – 1
COMMUNITY AND ECONOMIC DEVELOPMENT CSA	VII – 9
ENVIRONMENTAL AND UTILITY SERVICES CSA	VII – 31
NEIGHBORHOOD SERVICES CSA	VII – 51
PUBLIC SAFETY CSA	VII – 69
TRANSPORTATION AND AVIATION SERVICES CSA	VII – 89
STRATEGIC SUPPORT CSA	VII – 111

CITY DEPARTMENTS/COUNCIL APPOINTEES

<i>Airport</i>	VIII – 1
<i>City Attorney</i>	VIII – 17
<i>City Auditor</i>	VIII – 31
<i>City Clerk</i>	VIII – 41
<i>City Manager</i>	VIII – 53
<i>Convention Facilities</i>	VIII – 69
<i>Economic Development</i>	VIII – 79
<i>Environmental Services</i>	VIII – 97
<i>Finance</i>	VIII – 123
<i>Fire</i>	VIII – 143
<i>Housing</i>	VIII – 167
<i>Human Resources</i>	VIII – 183
<i>Independent Police Auditor</i>	VIII – 201
<i>Information Technology</i>	VIII – 211
<i>Library</i>	VIII – 227
<i>Mayor and City Council</i>	VIII – 243
<i>Parks, Recreation and Neighborhood Services</i>	VIII – 251
<i>Planning, Building and Code Enforcement</i>	VIII – 279
<i>Police</i>	VIII – 301
<i>Public Works</i>	VIII – 337
<i>Redevelopment Agency</i>	VIII – 363
<i>Retirement Services</i>	VIII – 371
<i>Transportation</i>	VIII – 383

CITY-WIDE

<i>City-Wide Expenses</i>	IX – 1
<i>General Fund Capital, Transfers, Reserves</i>	IX – 31

2011-2012 ADOPTED OPERATING BUDGET



TABLE OF CONTENTS

PAGE

SELECTED SPECIAL FUNDS SUMMARIES

<i>Community Development Block Grant Fund</i>	X – 1
<i>Integrated Waste Management Fund</i>	X – 11
<i>Sewer Service and Use Charge Fund</i>	X – 27
<i>Storm Sewer Operating Fund</i>	X – 41
<i>Transient Occupancy Tax Fund</i>	X – 53

SOURCE AND USE OF FUNDS STATEMENTS

<i>Airport Customer Facility and Transportation Fee Fund (519)</i>	XI – 1
<i>Airport Fiscal Agent Fund (525)</i>	XI – 2
<i>Airport Maintenance and Operation Fund (523)</i>	XI – 3
<i>Airport Revenue Fund (521)</i>	XI – 5
<i>Airport Surplus Revenue Fund (524)</i>	XI – 6
<i>Anti-Tobacco Master Settlement Agreement Revenue Fund (426)</i>	XI – 7
<i>Benefit Funds – Benefit Fund (160)</i>	XI – 8
<i>Benefit Funds – Dental Insurance Fund (155)</i>	XI – 10
<i>Benefit Funds – Life Insurance Fund (156)</i>	XI – 11
<i>Benefit Funds – Unemployment Insurance Fund (157)</i>	XI – 12
<i>Business Improvement District Fund (351)</i>	XI – 13
<i>Cash Reserve Fund (002)</i>	XI – 14
<i>City Hall Debt Service Fund (210)</i>	XI – 15
<i>Community Development Block Grant Fund (441)</i>	XI – 16
<i>Community Facilities District No. 1 (Capitol Auto Mall) Fund (371)</i>	XI – 18
<i>Community Facilities District No. 2 (Aborn – Murillo) and Community Facilities District No. 3 (Silverland – Capriana) Fund (369)</i>	XI – 19
<i>Community Facilities District No. 8 (Communications Hill) Fund (373)</i>	XI – 20
<i>Community Facilities District No. 11 (Adeline – Mary Helen) Fund (374)</i>	XI – 21
<i>Community Facilities District No. 12 (Basking Ridge) Fund (376)</i>	XI – 22
<i>Community Facilities Revenue Fund (422)</i>	XI – 23
<i>Convention and Cultural Affairs Fund (536)</i>	XI – 24
<i>Convention Center Facilities District Revenue Fund (791)</i>	XI – 26
<i>Downtown Property and Business Improvement District Fund (302)</i>	XI – 27
<i>Economic Development Administration Loan Fund (444)</i>	XI – 28
<i>Economic Development Enhancement Fund (439)</i>	XI – 29
<i>Edward Byrne Memorial Justice Assistance Grant Trust Fund (474)</i>	XI – 30
<i>Emergency Communication System Support Fee Fund (154)</i>	XI – 31
<i>Emergency Reserve Fund (406)</i>	XI – 32
<i>Federal Drug Forfeiture Fund (419)</i>	XI – 33
<i>Federated Retirement Fund (134)</i>	XI – 34
<i>Fiber Optics Development Fund (007)</i>	XI – 35
<i>Gas Tax Maintenance and Construction Fund – 1943 (409)</i>	XI – 36
<i>Gas Tax Maintenance and Construction Fund – 1964 (410)</i>	XI – 37
<i>Gas Tax Maintenance and Construction Fund – 1990 (411)</i>	XI – 38
<i>General Purpose Parking Fund (533)</i>	XI – 39
<i>Gift Trust Fund (139)</i>	XI – 41
<i>Home Investment Partnership Program Trust Fund (445)</i>	XI – 45
<i>Housing Trust Fund (440)</i>	XI – 47

2011-2012 ADOPTED OPERATING BUDGET



TABLE OF CONTENTS

PAGE

SOURCE AND USE OF FUNDS STATEMENTS (CONT'D.)

<i>Ice Centre Revenue Fund (432)</i>	XI – 49
<i>Integrated Waste Management Fund (423)</i>	XI – 50
<i>Library Parcel Tax Fund (418)</i>	XI – 52
<i>Local Law Enforcement Block Grant Fund (415)</i>	XI – 53
<i>Low and Moderate Income Housing Fund (443)</i>	XI – 54
<i>Maintenance District No. 1 (Los Paseos) Fund (352)</i>	XI – 56
<i>Maintenance District No. 2 (Trade Zone Blvd. – Lundy Ave.) Fund (354)</i>	XI – 57
<i>Maintenance District No. 5 (Orchard Parkway – Plumeria Drive) Fund (357)</i>	XI – 58
<i>Maintenance District No. 8 (Zanker – Montague) Fund (361)</i>	XI – 59
<i>Maintenance District No. 9 (Santa Teresa – Great Oaks) Fund (362)</i>	XI – 60
<i>Maintenance District No. 11 (Brokaw Rd. from Junction Ave. to Old Oakland Rd.) Fund (364)</i>	XI – 61
<i>Maintenance District No. 13 (Karina – Onel) Fund (366)</i>	XI – 62
<i>Maintenance District No. 15 (Silver Creek Valley) Fund (368)</i>	XI – 63
<i>Maintenance District No. 18 (The Meadowlands) Fund (372)</i>	XI – 64
<i>Maintenance District No. 19 (River Oaks Area Landscaping) Fund (359)</i>	XI – 65
<i>Maintenance District No. 20 (Renaissance – N. First Landscaping) Fund (365)</i> ...	XI – 66
<i>Maintenance District No. 21 (Gateway Place – Airport Parkway) Fund (356)</i>	XI – 67
<i>Maintenance District No. 22 (Hellyer Ave. – Silver Creek Valley Rd.) Fund (367)</i>	XI – 68
<i>Multi-Source Housing Fund (448)</i>	XI – 69
<i>Municipal Golf Course Fund (518)</i>	XI – 71
<i>Municipal Health Services Program Fund (132)</i>	XI – 72
<i>Police and Fire Retirement Fund (135)</i>	XI – 73
<i>Public Works Program Support Fund (150)</i>	XI – 74
<i>San José Arena Enhancement Fund (301)</i>	XI – 75
<i>San José Municipal Stadium Capital Fund (476)</i>	XI – 76
<i>San José-Santa Clara Treatment Plant Income Fund (514)</i>	XI – 77
<i>San José-Santa Clara Treatment Plant Operating Fund (513)</i>	XI – 78
<i>Sewage Treatment Plant Connection Fee Fund (539)</i>	XI – 80
<i>Sewer Service and Use Charge Fund (541)</i>	XI – 81
<i>State Drug Forfeiture Fund (417)</i>	XI – 83
<i>Stores Fund (551)</i>	XI – 84
<i>Storm Sewer Operating Fund (446)</i>	XI – 85
<i>Supplemental Law Enforcement Services Fund (414)</i>	XI – 87
<i>Transient Occupancy Tax Fund (461)</i>	XI – 88
<i>Vehicle Maintenance and Operations Fund (552)</i>	XI – 89
<i>Water Utility Fund (515)</i>	XI – 91
<i>Workforce Investment Act Fund (290)</i>	XI – 93

APPENDICES

1. Mayor’s March Budget Message for Fiscal Year 2011-2012
2. Mayor’s June Budget Message for Fiscal Year 2011-2012
3. Gann Limit
4. Budget Adoption Resolution



GOVERNMENT FINANCE OFFICERS ASSOCIATION

*Distinguished
Budget Presentation
Award*

PRESENTED TO

**City of San Jose
California**

For the Fiscal Year Beginning

July 1, 2010

President

Executive Director



The Government Finance Officers Association
of the United States and Canada

presents this

CERTIFICATE OF RECOGNITION FOR BUDGET PREPARATION

to

City of San Jose, California



The Certificate of Recognition for Budget Preparation is presented by the Government Finance Officers Association to those individuals who have been instrumental in their government unit achieving a Distinguished Budget Presentation Award. The Distinguished Budget Presentation Award, which is the highest award in governmental budgeting, is presented to those government units whose budgets are judged to adhere to program standards.

Executive Director

Date

February 14, 2011

California Society of Municipal Finance Officers

Certificate of Award


*Excellence in Operating Budget
Fiscal Year 2010-2011*

Presented to the

City of San Jose

For meeting the criteria established to achieve the Excellence Award in the Operating Budget.

February 24, 2011



Ronnie Campbell

Ronnie Campbell
CSMFO President

Chu Thai

Chu Thai, Chair
Professional Standards and
Recognition Committee

Dedicated Excellence in Municipal Financial Reporting



Leaders at the Core of Better Communities

This
CERTIFICATE OF EXCELLENCE

is presented to

San Jose, CA

for exceeding the standards established by the ICMA Center for Performance Measurement™ in the identification and public reporting of key outcome measures, surveying of both residents and employees, and the pervasiveness of performance measurement in the organization's culture.

Presented at the 97th ICMA Annual Conference
Milwaukee, Wisconsin
19 September 2011

ROBERT J. O'NEILL JR.
ICMA EXECUTIVE DIRECTOR

DAVID M. CHILDS
ICMA PRESIDENT

MICHAEL LAWSON
DIRECTOR
ICMA CENTER FOR PERFORMANCE MEASUREMENT