



2011-2012 CAPITAL BUDGET

**2012-2016 CAPITAL
IMPROVEMENT PROGRAM**

**PARKS AND
COMMUNITY FACILITIES
DEVELOPMENT
CAPITAL PROGRAM -
EMMA PRUSCH**

Parks and Community Facilities Development - Emma Prusch

2012-2016 Adopted Capital Improvement Program

Source of Funds

SOURCE OF FUNDS	Estimated 2010-2011	2011-2012	2012-2013	2013-2014	2014-2015	2015-2016	5-Year Total
Emma Prusch Fund							
Beginning Fund Balance	299,615	257,863	276,863	278,863	280,863	282,863	257,863 *
Interest Income	1,000	1,000	2,000	2,000	2,000	2,000	9,000
Miscellaneous Revenue							
- Shell Gas Station Lease Revenue	74,000	76,000	78,000	80,000	82,000	84,000	400,000
Reserve for Encumbrances	13,748						
Total Emma Prusch Fund	388,363	334,863	356,863	360,863	364,863	368,863	666,863 *
TOTAL SOURCE OF FUNDS	388,363	334,863	356,863	360,863	364,863	368,863	666,863 *

* The 2012-2013 through 2015-2016 Beginning Balances are excluded from the FIVE-YEAR TOTAL SOURCE OF FUNDS to avoid multiple counting of the same funds.

Parks and Community Facilities Development - Emma Prusch

2012-2016 Adopted Capital Improvement Program

Use of Funds

USE OF FUNDS	Estimated 2010-2011	2011-2012	2012-2013	2013-2014	2014-2015	2015-2016	5-Year Total
Construction Projects							
LeFevre House Improvements	22,000						
Total Construction Projects	22,000						
Non-Construction							
General Non-Construction							
Emma Prusch Park Harvest Festival	1,500						
Emma Prusch Park Service Yard Fixtures, Furnishings and Equipment	39,000						
1. Emma Prusch Park Capital Renovation and Maintenance	68,000	50,000	50,000	50,000	50,000	50,000	250,000
Total General Non-Construction	108,500	50,000	50,000	50,000	50,000	50,000	250,000
Reserves							
Reserve: Emma Prusch Park Future Projects			28,000	30,000	32,000	34,000	124,000
Reserve: Emma Prusch Park Windmill		8,000					8,000
Total Reserves		8,000	28,000	30,000	32,000	34,000	132,000
Total Non-Construction	108,500	58,000	78,000	80,000	82,000	84,000	382,000
Ending Fund Balance	257,863	276,863	278,863	280,863	282,863	284,863	284,863*
TOTAL USE OF FUNDS	388,363	334,863	356,863	360,863	364,863	368,863	666,863*

V - 476

* The 2011-2012 through 2014-2015 Ending Balances are excluded from the FIVE-YEAR TOTAL USE OF FUNDS to avoid multiple counting of the same funds.

Parks and Community Facilities Development - Emma Prusch

2012-2016 Adopted Capital Improvement Program

Detail of Non-Construction Projects

1. Emma Prusch Park Capital Renovation and Maintenance

CSA: Neighborhood Services
CSA Outcome: Safe and Clean Parks, Facilities and Attractions
Department: Parks, Recreation and Neighborhood Services
Description: This allocation provides ongoing renovation and maintenance funding for improvements at Emma Prusch Park. Improvements may include painting, installation and repair of fences, picnic tables, roof repairs, hard surface repairs, building structure improvements and enhancements, and other miscellaneous improvements.

EXPENDITURE SCHEDULE (000'S)											
Cost Elements	Prior Years	2010-11 Appn.	2010-11 Estimate	2011-12	2012-13	2013-14	2014-15	2015-16	5-Year Total	Beyond 5-Year	Project Total
Maintenance		68	68	50	50	50	50	50	250		
TOTAL		68	68	50	50	50	50	50	250		
FUNDING SOURCE SCHEDULE (000'S)											
Emma Prusch Fund		68	68	50	50	50	50	50	250		
TOTAL		68	68	50	50	50	50	50	250		

Notes:
 Selected budget information is not provided due to the ongoing nature of this project.
Appn. #: 6318

Parks and Community Facilities Development - Emma Prusch

2012-2016 Adopted Capital Improvement Program

Summary of Reserves

Project Name:	Reserve: Emma Prusch Park Future Projects	Initial Start Date:	N/A
5-Year CIP Budget:	\$124,000	Revised Start Date:	
Total Budget:	\$124,000	Initial End Date:	N/A
Council District:	City-wide	Revised End Date:	
USGBC LEED:	N/A		

Description: This reserve provides funding for future renovations and improvements at Emma Prusch Park.


Project Name:	Reserve: Emma Prusch Park Windmill	Initial Start Date:	N/A
5-Year CIP Budget:	\$8,000	Revised Start Date:	
Total Budget:	\$8,000	Initial End Date:	N/A
Council District:	City-wide	Revised End Date:	
USGBC LEED:	N/A		

Description: This reserve provides funding for future development of construction documents to connect the windmill at Emma Prusch Park to the existing irrigation system, install a water pump, and install a water holding tank. Once constructed, these improvements will allow the well water at the park to irrigate the 10.0 acre agricultural field that is anticipated to be developed at a future date.



2011-2012 CAPITAL BUDGET

**2012-2016 CAPITAL
IMPROVEMENT PROGRAM**



**PARKS AND
COMMUNITY FACILITIES
DEVELOPMENT
CAPITAL PROGRAM -
LAKE CUNNINGHAM**

Parks and Community Facilities Development - Lake Cunningham

2012-2016 Adopted Capital Improvement Program

Source of Funds

SOURCE OF FUNDS	Estimated 2010-2011	2011-2012	2012-2013	2013-2014	2014-2015	2015-2016	5-Year Total
Lake Cunningham Fund							
Beginning Fund Balance	927,553	633,437	260,437	249,437	244,437	245,437	633,437 *
Interest Income	3,000	3,000	3,000	3,000	3,000	3,000	15,000
Miscellaneous Revenue							
- Parking Revenue	328,000	328,000	331,000	334,000	337,000	340,000	1,670,000
- Raging Waters Engineering and Inspection Reimbursement	20,000	20,000					20,000
- Raging Waters Lease Revenue	273,000	273,000	276,000	279,000	282,000	285,000	1,395,000
Reserve for Encumbrances	46,884						
Total Lake Cunningham Fund	1,598,437	1,257,437	870,437	865,437	866,437	873,437	3,733,437 *
TOTAL SOURCE OF FUNDS	1,598,437	1,257,437	870,437	865,437	866,437	873,437	3,733,437 *

* The 2012-2013 through 2015-2016 Beginning Balances are excluded from the FIVE-YEAR TOTAL SOURCE OF FUNDS to avoid multiple counting of the same funds.

Parks and Community Facilities Development - Lake Cunningham

2012-2016 Adopted Capital Improvement Program

Use of Funds

USE OF FUNDS	Estimated 2010-2011	2011-2012	2012-2013	2013-2014	2014-2015	2015-2016	5-Year Total
<u>Construction Projects</u>							
Lake Cunningham Playground Renovation	2,000						
1. Lake Cunningham Public Art		63,000					63,000
Total Construction Projects	2,000	63,000					63,000
<u>Non-Construction</u>							
General Non-Construction							
Lake Cunningham Skate Park Fixtures, Furnishings and Equipment	14,000						
Minor Infrastructure Contract Services	15,000	15,000	15,000	15,000	15,000	15,000	75,000
2. Capital Program and Public Works Department Support Service Costs		4,000	5,000	5,000	5,000	5,000	24,000
3. Lake Cunningham Capital Renovation and Maintenance	87,000	75,000	75,000	75,000	75,000	75,000	375,000
4. Lake Water Management Plan	1,000	60,000					60,000
5. Raging Waters Engineering and Inspection	20,000	20,000					20,000
Total General Non-Construction	137,000	174,000	95,000	95,000	95,000	95,000	554,000
Contributions, Loans and Transfers to General Fund							
Transfer to the General Fund: Lake Cunningham Operating and Maintenance Expenses	826,000	526,000	226,000	226,000	226,000	226,000	1,430,000
Total Contributions, Loans and Transfers to General Fund	826,000	526,000	226,000	226,000	226,000	226,000	1,430,000

Parks and Community Facilities Development - Lake Cunningham

2012-2016 Adopted Capital Improvement Program

Use of Funds

USE OF FUNDS (CONT'D.)	Estimated 2010-2011	2011-2012	2012-2013	2013-2014	2014-2015	2015-2016	5-Year Total
<u>Non-Construction</u>							
Reserves							
Reserve: Lake Cunningham Future Projects			300,000	300,000	300,000	300,000	1,200,000
Reserve: Lake Cunningham Playgrounds Renovation		234,000					234,000
Total Reserves		234,000	300,000	300,000	300,000	300,000	1,434,000
Total Non-Construction	963,000	934,000	621,000	621,000	621,000	621,000	3,418,000
Ending Fund Balance	633,437	260,437	249,437	244,437	245,437	252,437	252,437*
TOTAL USE OF FUNDS	1,598,437	1,257,437	870,437	865,437	866,437	873,437	3,733,437*

* The 2011-2012 through 2014-2015 Ending Balances are excluded from the FIVE-YEAR TOTAL USE OF FUNDS to avoid multiple counting of the same funds.

Parks and Community Facilities Development - Lake Cunningham
2012-2016 Adopted Capital Improvement Program
Detail of Construction Projects

1. Lake Cunningham Public Art

CSA:	Neighborhood Services	Initial Start Date:	Ongoing
CSA Outcome:	Vibrant Cultural, Learning and Leisure Opportunities	Revised Start Date:	
Department:	Economic Development	Initial Completion Date:	Ongoing
Council District:	City-wide	Revised Completion Date:	
Location:	Tully Road and White Road		

Description: This allocation funds the construction and administration of public art in the Parks and Community Facilities Development - Lake Cunningham Capital Program. In compliance with the Council adoption of the revised Public Art Master Plan on March 13, 2007, one percent of all construction project funding is required to be allocated to public art, excluding funding for seismic and ADA retrofits, maintenance and operations, non-construction projects (such as studies), or affordable housing. Projects where public art allocations were previously programmed or appropriated are not subject to the revisions of the Public Art Master Plan. Expenditures in this allocation will be subject to the legal revenue restrictions for the use of this funding on public art.

Justification: This allocation is required to comply with the revisions to the Public Art Master Plan adopted by the City Council on March 13, 2007.

EXPENDITURE SCHEDULE (000'S)

Cost Elements	Prior Years	2010-11 Appn.	2010-11 Estimate	2011-12	2012-13	2013-14	2014-15	2015-16	5-Year Total	Beyond 5-Year	Project Total
Public Art		63		63					63		
TOTAL		63		63					63		

FUNDING SOURCE SCHEDULE (000'S)

Lake Cunningham Fund	63		63						63		
TOTAL		63		63					63		

ANNUAL OPERATING BUDGET IMPACT (000'S)

None

Major Changes in Project Cost:

N/A

Notes:

Project schedule dates and selected budget information are not provided due to the ongoing nature of this project.

FY Initiated:	Ongoing	Redevelopment Area:	N/A
Initial Project Budget:		SNI Area:	N/A
Appn. #:	6574	USGBC LEED:	N/A

Parks and Community Facilities Development - Lake Cunningham

2012-2016 Adopted Capital Improvement Program

Detail of Non-Construction Projects

2. Capital Program and Public Works Department Support Service Costs

CSA: Neighborhood Services
CSA Outcome: Safe and Clean Parks, Facilities and Attractions
Department: Parks, Recreation and Neighborhood Services
Description: This allocation funds capital program and Public Works Department support service costs. Capital program support service costs includes the cost of the Capital Project Management System, the bid and award process, labor compliance review, performance measurement reporting, and updates of policies and specifications. Public Works Department support service costs include items such as management, staff support, fiscal services, technical support, and procurement services.

EXPENDITURE SCHEDULE (000'S)											
Cost Elements	Prior Years	2010-11 Appn.	2010-11 Estimate	2011-12	2012-13	2013-14	2014-15	2015-16	5-Year Total	Beyond 5-Year	Project Total
Program Management				4	5	5	5	5	24		
TOTAL				4	5	5	5	5	24		

FUNDING SOURCE SCHEDULE (000'S)											
Cost Elements	Prior Years	2010-11 Appn.	2010-11 Estimate	2011-12	2012-13	2013-14	2014-15	2015-16	5-Year Total	Beyond 5-Year	Project Total
Lake Cunningham Fund				4	5	5	5	5	24		
TOTAL				4	5	5	5	5	24		

Notes:

Selected budget information is not provided due to the ongoing nature of this project.

Appn. #: 6000

3. Lake Cunningham Capital Renovation and Maintenance

CSA: Neighborhood Services
CSA Outcome: Safe and Clean Parks, Facilities and Attractions
Department: Parks, Recreation and Neighborhood Services
Description: This allocation provides ongoing funding for renovations and improvements to park infrastructure at Lake Cunningham Park. Project element may include irrigation system repair and replacement, hard surface repair, building structure improvements, fencing improvements, and signage improvements.

EXPENDITURE SCHEDULE (000'S)											
Cost Elements	Prior Years	2010-11 Appn.	2010-11 Estimate	2011-12	2012-13	2013-14	2014-15	2015-16	5-Year Total	Beyond 5-Year	Project Total
Construction		87	87	75	75	75	75	75	375		
TOTAL		87	87	75	75	75	75	75	375		

FUNDING SOURCE SCHEDULE (000'S)											
Cost Elements	Prior Years	2010-11 Appn.	2010-11 Estimate	2011-12	2012-13	2013-14	2014-15	2015-16	5-Year Total	Beyond 5-Year	Project Total
Lake Cunningham Fund		87	87	75	75	75	75	75	375		
TOTAL		87	87	75	75	75	75	75	375		

Notes:

Selected budget information is not provided due to the ongoing nature of this project.

Appn. #: 4229

Parks and Community Facilities Development - Lake Cunningham
2012-2016 Adopted Capital Improvement Program
Detail of Non-Construction Projects

4. Lake Water Management Plan

CSA: Neighborhood Services
CSA Outcome: Safe and Clean Parks, Facilities and Attractions
Department: Parks, Recreation and Neighborhood Services
Description: This project provides funding to create a Lake Water Management Plan, which will be used for long-term management of the water quality and conditions of the 50 acre lake at Lake Cunningham Park. A Lake Water Management Plan will recommend operational enhancements to support the fishery, marina operations, and the overall health of the lake. This project also provides funding to purchase two water circulation devices which are outlined in the Plan.

EXPENDITURE SCHEDULE (000'S)											
Cost Elements	Prior Years	2010-11 Appn.	2010-11 Estimate	2011-12	2012-13	2013-14	2014-15	2015-16	5-Year Total	Beyond 5-Year	Project Total
Equipment Master Plan/Study	34	61	1	60					60		60 35
TOTAL	34	61	1	60					60		95

FUNDING SOURCE SCHEDULE (000'S)											
Cost Elements	Prior Years	2010-11 Appn.	2010-11 Estimate	2011-12	2012-13	2013-14	2014-15	2015-16	5-Year Total	Beyond 5-Year	Project Total
Lake Cunningham Fund	34	61	1	60					60		95
TOTAL	34	61	1	60					60		95

Notes:
This funding will support the outreach and hiring of a consultant, production of the Lake Water Management Plan, as well as purchase equipment recommended in the Plan.

Appn. #: 4649

5. Raging Waters Engineering and Inspection

CSA: Neighborhood Services
CSA Outcome: Safe and Clean Parks, Facilities and Attractions
Department: Parks, Recreation and Neighborhood Services
Description: This allocation provides funding for the Public Works Department staff to review and inspect all new construction projects Raging Waters proposes to add to the theme park.

EXPENDITURE SCHEDULE (000'S)											
Cost Elements	Prior Years	2010-11 Appn.	2010-11 Estimate	2011-12	2012-13	2013-14	2014-15	2015-16	5-Year Total	Beyond 5-Year	Project Total
Engineering & Inspection		20	20	20					20		
TOTAL		20	20	20					20		

FUNDING SOURCE SCHEDULE (000'S)											
Cost Elements	Prior Years	2010-11 Appn.	2010-11 Estimate	2011-12	2012-13	2013-14	2014-15	2015-16	5-Year Total	Beyond 5-Year	Project Total
Lake Cunningham Fund		20	20	20					20		
TOTAL		20	20	20					20		

Notes:
Selected budget information is not provided due to the ongoing nature of this project and funds will be provided on an as-needed basis. All Public Works Department review and inspection costs are reimbursed by Raging Waters.

Appn. #: 6431

Parks and Community Facilities Development - Lake Cunningham

2012-2016 Adopted Capital Improvement Program

Summary of Reserves

Project Name:	Reserve: Lake Cunningham Future Projects	Initial Start Date:	N/A
5-Year CIP Budget:	\$1,200,000	Revised Start Date:	
Total Budget:	\$1,200,000	Initial End Date:	N/A
Council District:	City-wide	Revised End Date:	
USGBC LEED:	N/A		

Description: This reserve provides funding for future renovations and improvements at Lake Cunningham Park.

Project Name:	Reserve: Lake Cunningham Playgrounds Renovation	Initial Start Date:	N/A
5-Year CIP Budget:	\$234,000	Revised Start Date:	
Total Budget:	\$234,000	Initial End Date:	N/A
Council District:	City-wide	Revised End Date:	
USGBC LEED:	N/A		


Description: This reserve provides partial funding for the future renovation and replacement of the playground equipment at Lake Cunningham Park.

PAGE IS INTENTIONALLY LEFT BLANK



2011-2012 CAPITAL BUDGET

**2012-2016 CAPITAL
IMPROVEMENT PROGRAM**



**PARKS AND
COMMUNITY FACILITIES
DEVELOPMENT
CAPITAL PROGRAM -
PARK TRUST FUND**

Parks and Community Facilities Development - Park Trust Fund

2012-2016 Adopted Capital Improvement Program

Source of Funds

SOURCE OF FUNDS	Estimated 2010-2011	2011-2012	2012-2013	2013-2014	2014-2015	2015-2016	5-Year Total
<u>Subdivision Park Trust Fund</u>							
Beginning Fund Balance	77,157,465	60,846,190					60,846,190 *
Contributions, Loans and Transfers from:							
<u>Capital Funds</u>							
- Council District 3 Construction and Conveyance Tax Fund: Watson Park Administrative Allocation	330,000						
Interest Income	234,000						
Developer Contributions							
- Parkland Dedication Fees	5,091,000						
- Parkland Dedication Fees (Almaden Tower Venture, LLC)		3,447,000					3,447,000
Reserve for Encumbrances	1,118,725						
Total Subdivision Park Trust Fund	83,931,190	64,293,190					64,293,190 *
TOTAL SOURCE OF FUNDS	83,931,190	64,293,190					64,293,190 *

* The 2012-2013 through 2015-2016 Beginning Balances are excluded from the FIVE-YEAR TOTAL SOURCE OF FUNDS to avoid multiple counting of the same funds.

V - 487

Parks and Community Facilities Development - Park Trust Fund

2012-2016 Adopted Capital Improvement Program

Use of Funds

USE OF FUNDS	Estimated 2010-2011	2011-2012	2012-2013	2013-2014	2014-2015	2015-2016	5-Year Total
<u>Construction Projects</u>							
Almaden Lake Park Neighborhood Improvements	8,000						
Almaden Lake Park Playground	18,000						
Bascom Community Center - Multi-Service	326,000						
Basking Ridge Park Perimeter Fencing	72,000						
Bernal Park Improvements	16,000						
Berryessa Community Center Sidewalk Improvements	11,000						
Berryessa Creek Park Minor Improvements	14,000						
Berryessa Creek Park Play Lot Renovation	11,000						
Bestor Art Park Minor Improvements	75,000						
Biebrach Park Minor Improvements	7,000						
Bramhall Park Play Lot Improvements	240,000						
Brenda Lopez Plaza Minor Improvements	12,000						
Cahalan Park Field Improvements	32,000						
Camden Community Center - Multi-Service	42,000						
Camden Community Center Kid Zone Construction	491,000	14,000					14,000
Camden Park and Community Center Improvements	21,000						
Chelmers Park Development	97,000						
Cypress Senior Center Parking Lot Expansion and Outdoor Patio	41,000	128,000					128,000

Parks and Community Facilities Development - Park Trust Fund

2012-2016 Adopted Capital Improvement Program

Use of Funds

USE OF FUNDS (CONT'D.)	Estimated 2010-2011	2011-2012	2012-2013	2013-2014	2014-2015	2015-2016	5-Year Total
<u>Construction Projects</u>							
DeAnza Park Sports Field Improvements	55,000						
Fernish Park Minor Improvements	11,000						
Fleming Park	3,000						
Flickinger Park Improvements	3,000						
Graystone Park Minor Improvements	15,000						
Houge Park Security Lighting	73,000						
Houge Park and Community Center Renovation	70,000						
Kirk Community Center Renovation	3,000						
Kirk Park Minor Improvements	15,000						
Lincoln Glen Park Minor Improvements	13,000						
LoBue Park Development	266,000	12,000					12,000
Martin Park Expansion	8,000						
Metcalf Park Playground Replacement	109,000						
Mount Pleasant Park Minor Improvements	82,000						
Nisich Park Improvements	204,000						
Noble Park Minor Improvements	41,000						
Parkview Park Renovation	24,000						
Paul Moore Park Playground Renovation	239,000						
Pfeiffer Park Minor Improvements	5,000						
Plata Arroyo Park Improvements	81,000						
Plata Arroyo Skate Park Development	24,000						

Parks and Community Facilities Development - Park Trust Fund

2012-2016 Adopted Capital Improvement Program

Use of Funds

USE OF FUNDS (CONT'D.)	Estimated 2010-2011	2011-2012	2012-2013	2013-2014	2014-2015	2015-2016	5-Year Total
<u>Construction Projects</u>							
River Glen Park Improvements	12,000						
Rock Springs Park Minor Improvements	14,000						
Roosevelt Community Center - Multi-Service	37,000						
Roosevelt Park Minor Improvements	9,000						
Rose Garden Enhancements	3,000						
Rosemary Garden Park Improvements	50,000						
Rubino Park Improvements	55,000						
Ryland Pool Repairs	31,000						
Saint James Community Center Demolition	634,000						
San Tomas Park Minor Improvements	22,000						
Santana Park Development	4,500,000						
Selma Olinder Park Minor Improvements	9,000						
Seven Trees Community Center - Multi-Service	763,000						
Silver Creek Linear Park Development	113,000						
TJ Martin Park Turf Renovation	34,000						
Tamien Specific Plan Area Park Improvements	505,000						
Vinci Park Minor Improvements	14,000						
Vista Park Improvements	291,000						
Wallenberg Park Minor Improvements	5,000						
Watson Park Minor Improvements	10,000						

Parks and Community Facilities Development - Park Trust Fund

2012-2016 Adopted Capital Improvement Program

Use of Funds

USE OF FUNDS (CONT'D.)	Estimated 2010-2011	2011-2012	2012-2013	2013-2014	2014-2015	2015-2016	5-Year Total
<u>Construction Projects</u>							
West Home Street Land Acquisition	2,150,000						
Wilcox Park Minor Improvements	15,000						
Wilcox Park Renovation	10,000						
1. Allen at Steinbeck School Soccer Field (Phase I)		192,000					192,000
2. Almaden Winery Irrigation Automation		62,000					62,000
3. Alviso Area Improvements		53,000					53,000
4. Backesto Park Improvements	83,000	781,000					781,000
5. Berryessa Community Center Improvements	15,000	150,000					150,000
6. Boggini Softball Field Renovation		100,000					100,000
7. Bramhall Park Minor Improvements		70,000					70,000
8. Branham Park Playground Renovation		394,000					394,000
9. Buena Vista Park Expansion	63,000	329,000					329,000
10. Calabazas BMX Park Minor Improvements		103,000					103,000
11. Calabazas Park Playground Improvements	129,000	750,000					750,000
12. Camden Community Center Restroom Renovation and Minor Improvements	164,000	100,000					100,000
13. Cataldi Park Minor Improvements	80,000	50,000					50,000
14. Cimarron Park Minor Improvements	3,000	90,000					90,000

V - 491

Parks and Community Facilities Development - Park Trust Fund

2012-2016 Adopted Capital Improvement Program

Use of Funds

USE OF FUNDS (CONT'D.)	Estimated 2010-2011	2011-2012	2012-2013	2013-2014	2014-2015	2015-2016	5-Year Total
<u>Construction Projects</u>							
15. Coy Park Playground Renovation		256,000					256,000
16. Cypress Senior Center Minor Improvements	47,000	10,000					10,000
17. Evergreen Park Minor Improvements	95,000	125,000					125,000
18. Fair Swim Center Improvements	12,000	523,000					523,000
19. Guadalupe Oak Grove Park Minor Improvements		44,000					44,000
20. Hamann Park Minor Improvements		23,000					23,000
21. Hillview Park Minor Improvements	6,000	45,000					45,000
22. Kirk Community Center Restroom Improvements		40,000					40,000
23. Los Paseos Park Improvements		62,000					62,000
24. Metcalf Park Perimeter Fencing		86,000					86,000
25. Mise Park Sports Field Development	35,000	1,902,000					1,902,000
26. Newhall Neighborhood Park	1,149,000	393,000					393,000
27. Penitencia Creek Park Playground Renovation	38,000	998,000					998,000
28. Roosevelt Community Center Improvements		135,000					135,000
29. Solari Park Sports Field Conversion	66,000	2,051,000					2,051,000
30. Southside Community Center Improvements	28,000	133,000					133,000
31. Townsend Park Minor Improvements	50,000	85,000					85,000

V - 492

Parks and Community Facilities Development - Park Trust Fund

2012-2016 Adopted Capital Improvement Program

Use of Funds

USE OF FUNDS (CONT'D.)	Estimated 2010-2011	2011-2012	2012-2013	2013-2014	2014-2015	2015-2016	5-Year Total
Construction Projects							
32. Watson Park Phase II Development (Soccer Field)	1,466,000	201,000					201,000
33. Willow Glen Community Center Minor Improvements	47,000	103,000					103,000
Public Art							
Almaden Lake Park Playground Public Art	5,000						
Basking Ridge Tot Lot Public Art	2,000						
Evergreen Community Center Expansion Public Art	1,000						
Glenview Park Infrastructure Improvements Public Art	5,000						
Mayfair Community Center - Satellite Public Art	3,000						
Parkview II Park Renovation Public Art	13,000						
Penitencia Creek Neighborhood Park Public Art	10,000						
Penitencia Creek Reach II Public Art	10,000						
Rubino Park Improvements Public Art	5,000						
Saratoga Creek Park Dog Park Public Art	3,000						
Vista Park Phase II Development Public Art	10,000						
34. Bernal Park Expansion Public Art	2,000	27,000					27,000
35. Bestor Art Park Development Public Art		1,000					1,000
36. Columbus Park Restroom and Ball Fields Public Art		1,000					1,000

Parks and Community Facilities Development - Park Trust Fund

2012-2016 Adopted Capital Improvement Program

Use of Funds

USE OF FUNDS (CONT'D.)	Estimated 2010-2011	2011-2012	2012-2013	2013-2014	2014-2015	2015-2016	5-Year Total
<u>Construction Projects</u>							
Public Art							
37. Penitencia Creek Park Dog Park Public Art		14,000					14,000
38. West Community Joint Facility Public Art		4,000					4,000
Total Public Art	69,000	47,000					47,000
Trails							
TRAIL: Bay Trail Reach 9 (Gold Street to San Tomas Aquino)	156,000	78,000					78,000
TRAIL: Bay Trail Reach VII Land Acquisition	23,000						
TRAIL: Guadalupe Creek (Singletree Way to Masson Dam)	80,000						
TRAIL: Guadalupe Creek and Almaden Expressway Pedestrian Bridge	60,000						
TRAIL: Guadalupe River (Branham Lane to Chynoweth Avenue)	694,000						
TRAIL: Lower Silver Creek/Silverstone Place	50,000						
TRAIL: Penitencia Creek Reach I	326,000						
TRAIL: Three Creeks Land Acquisition	621,000						
39. TRAIL: Coyote Creek (Highway 237 Bikeway to Tasman Drive)		800,000					800,000
40. TRAIL: Coyote Creek (Highway 237 to Story Road)	275,000	31,000					31,000

Parks and Community Facilities Development - Park Trust Fund

2012-2016 Adopted Capital Improvement Program

Use of Funds

USE OF FUNDS (CONT'D.)	Estimated 2010-2011	2011-2012	2012-2013	2013-2014	2014-2015	2015-2016	5-Year Total
<u>Construction Projects</u>							
Trails							
41. TRAIL: Highway 237 Bikeway	149,000	178,000					178,000
42. TRAIL: Lower Guadalupe River (Gold Street to Highway 880)	95,000	4,261,000					4,261,000
43. TRAIL: Lower Silver Creek Reach VI (Dobern Bridge to Foxdale Drive)	68,000	167,000					167,000
44. TRAIL: Penitencia Creek Reach 1B (Noble Avenue to Dorel Drive)		1,200,000					1,200,000
45. TRAIL: Thompson Creek (Aborn Road to Tully Road)	69,000	293,000					293,000
46. TRAIL: Thompson Creek (Tully Road to Quimby Road)		476,000					476,000
47. TRAIL: Three Creeks Interim Improvements and Trestle Bridge		650,000					650,000
Total Trails	2,666,000	8,134,000					8,134,000
Total Construction Projects	18,475,000	18,774,000					18,774,000
<u>Non-Construction</u>							
General Non-Construction							
Dairy Hill Detention Basin Refund	896,000						
Del Monte Park Land Acquisition	86,000						
Real Estate Services							
Hitachi Turnkey Park Design	1,000						
Review and Inspection							

Parks and Community Facilities Development - Park Trust Fund

2012-2016 Adopted Capital Improvement Program

Use of Funds

USE OF FUNDS (CONT'D.)	Estimated 2010-2011	2011-2012	2012-2013	2013-2014	2014-2015	2015-2016	5-Year Total
<u>Non-Construction</u>							
General Non-Construction							
KB Homes Reimbursement - Tuscany Hills	945,000						
Kirk Community Center Renovation Fixtures, Furnishings and Equipment	158,000						
Park Fees Reimbursement	100,000						
Spartan/Keyes Area Real Estate Services	17,000						
TRAIL: Coyote Creek Mitigation	40,000						
TRAIL: Edenvale Pedestrian Bridge Feasibility Study	75,000						
TRAIL: Guadalupe River Undercrossing (Coleman Road) Design	511,000						
48. Alum Rock School District Sports Field Partnership (Sheppard Middle School)	377,000	236,000					236,000
49. Cahill Park Study		40,000					40,000
50. Capital Program and Public Works Department Support Service Costs	189,000	200,000					200,000
51. Guadalupe River Park and Gardens Improvements (Rotary Club)		1,400,000					1,400,000
52. PDO Valuation Updates	82,000	13,000					13,000
53. Park Trust Fund Administration	839,000	820,000					820,000
54. Preliminary Studies - Turnkey Parks	50,000	50,000					50,000
55. Public Works Development Services Staff	100,000	100,000					100,000

Parks and Community Facilities Development - Park Trust Fund

2012-2016 Adopted Capital Improvement Program

Use of Funds

USE OF FUNDS (CONT'D.)	Estimated 2010-2011	2011-2012	2012-2013	2013-2014	2014-2015	2015-2016	5-Year Total
<u>Non-Construction</u>							
General Non-Construction							
56. TRAIL: Coyote Creek (Story Road to Phelan Avenue) Design		465,000					465,000
57. TRAIL: Doerr Parkway Design		106,000					106,000
58. TRAIL: Los Gatos Creek Reach 5 B/C Design		1,600,000					1,600,000
Total General Non-Construction	4,466,000	5,030,000					5,030,000
Contributions, Loans and Transfers to Special Funds							
Transfer to the City Hall Debt Service Fund	144,000	148,000					148,000
Total Contributions, Loans and Transfers to Special Funds	144,000	148,000					148,000
Reserves							
Reserve: Almaden Apartments Area Park		639,000					639,000
Reserve: Butcher Dog Park Artificial Turf Replacement		220,000					220,000
Reserve: Cahill Park Renovation		349,000					349,000
Reserve: Cataldi Park Renovation		397,000					397,000
Reserve: Commodore Children's Park Development		1,734,000					1,734,000
Reserve: Communications Hill		2,918,000					2,918,000
Reserve: Council District 6 Sports Field Partnership		500,000					500,000
Reserve: Council District 8 Sports Fields - Northern Area		206,000					206,000
Reserve: Council District 9 Sports Fields Improvements		1,000,000					1,000,000

Parks and Community Facilities Development - Park Trust Fund

2012-2016 Adopted Capital Improvement Program

Use of Funds

USE OF FUNDS (CONT'D.)	Estimated 2010-2011	2011-2012	2012-2013	2013-2014	2014-2015	2015-2016	5-Year Total
<u>Non-Construction</u>							
Reserves							
Reserve: DeAnza Park Improvements		101,000					101,000
Reserve: Del Monte Park Land Acquisition and Development		3,075,000					3,075,000
Reserve: Evergreen Valley Sports Fields		280,000					280,000
Reserve: General Fund Watson Park Settlement		547,000					547,000
Reserve: Houge Park Neighborhood Center Renovation		77,000					77,000
Reserve: Martial-Cottle Community Garden		500,000					500,000
Reserve: Martin Park Expansion		3,038,000					3,038,000
Reserve: Penitencia Creek Park Dog Park		685,000					685,000
Reserve: Ramac Park Improvements		130,000					130,000
Reserve: Rincon South Area Park Land Acquisition		212,000					212,000
Reserve: Ryland Pool		203,000					203,000
Reserve: Saratoga Creek Dog Park Turf Replacement		210,000					210,000
Reserve: Shady Oaks Sports Field		2,330,000					2,330,000
Reserve: Spartan/Keyes Area Park Development		1,303,000					1,303,000
Reserve: Starbird Park Improvements		153,000					153,000
Reserve: TRAIL: Coyote Creek (Story Road to Phelan Avenue)		600,000					600,000

Parks and Community Facilities Development - Park Trust Fund

2012-2016 Adopted Capital Improvement Program

Use of Funds

USE OF FUNDS (CONT'D.)	Estimated 2010-2011	2011-2012	2012-2013	2013-2014	2014-2015	2015-2016	5-Year Total
Non-Construction							
Reserves							
Reserve: TRAIL: Guadalupe River (Branham Lane to Chynoweth Avenue)		1,200,000					1,200,000
Reserve: TRAIL: Singleton Pedestrian Bridge		43,000					43,000
Reserve: Vista Montana Turnkey Park		2,800,000					2,800,000
Reserve: West Evergreen Park		332,000					332,000
Reserve: Future PDO/PIO Projects		14,559,190					14,559,190
Total Reserves		40,341,190					40,341,190
Total Non-Construction	4,610,000	45,519,190					45,519,190
Ending Fund Balance	60,846,190						*
TOTAL USE OF FUNDS	83,931,190	64,293,190					64,293,190*

V - 499

* The 2011-2012 through 2014-2015 Ending Balances are excluded from the FIVE-YEAR TOTAL USE OF FUNDS to avoid multiple counting of the same funds.

Parks and Community Facilities Development - Park Trust Fund
2012-2016 Adopted Capital Improvement Program
Detail of Construction Projects

1. Allen at Steinbeck School Soccer Field (Phase I)

CSA:	Neighborhood Services	Initial Start Date:	3rd Qtr. 2011
CSA Outcome:	Vibrant Cultural, Learning and Leisure Opportunities	Revised Start Date:	
Department:	Parks, Recreation and Neighborhood Services	Initial Completion Date:	1st Qtr. 2013
Council District:	10	Revised Completion Date:	
Location:	820 Steinbeck Drive		

Description: This project provides partial funding for the construction of one lighted artificial turf soccer field at Allen at Steinbeck School. Construction of this soccer field is the result of a pending joint-use agreement with San José Unified School District. Per the agreement, the City will provide funding for the design and construction of the facility and the school district will provide the site.

Justification: This project will provide a soccer field in an underserved area and is consistent with the City's Community Sports Field Study adopted by the City Council in November 2008.

EXPENDITURE SCHEDULE (000'S)

Cost Elements	Prior Years	2010-11 Appn.	2010-11 Estimate	2011-12	2012-13	2013-14	2014-15	2015-16	5-Year Total	Beyond 5-Year	Project Total
Construction				192					192		192
TOTAL				192					192		192

FUNDING SOURCE SCHEDULE (000'S)

Subdivision Park Trust Fund				192					192		192
TOTAL				192					192		192

ANNUAL OPERATING BUDGET IMPACT (000'S)

Maintenance*
Operating*

TOTAL

Major Changes in Project Cost:

None

Notes:

Additional funding of \$2,508,000 is provided in the Council District 10 Construction and Conveyance Tax Fund (Fund 389) for this project.

* The operating and maintenance costs as well as the anticipated revenue associated with this new facility are displayed in the Council District 10 Construction and Conveyance Tax Fund.

FY Initiated:	2011-2012	Redevelopment Area:	N/A
Initial Project Budget:	\$192,000	SNI Area:	N/A
Appn. #:	7292	USGBC LEED:	N/A

Parks and Community Facilities Development - Park Trust Fund

2012-2016 Adopted Capital Improvement Program

Detail of Construction Projects

2. Almaden Winery Irrigation Automation

CSA:	Neighborhood Services	Initial Start Date:	3rd Qtr. 2007
CSA Outcome:	Safe and Clean Parks, Facilities and Attractions	Revised Start Date:	3rd Qtr. 2008
Department:	Parks, Recreation and Neighborhood Services	Initial Completion Date:	4th Qtr. 2008
Council District:	10	Revised Completion Date:	2nd Qtr. 2012
Location:	Chambertin Drive and Touraine Drive		

Description: This project provides funding to automate and renovate the irrigation system at the Almaden Winery building and the surrounding garden areas. Funding is also included in the project to renovate the pedestrian walkways and construct other garden amenities.

Justification: This project is needed to address the inefficient irrigation system that causes poor turf conditions and results in excessive maintenance.

EXPENDITURE SCHEDULE (000'S)											
Cost Elements	Prior Years	2010-11 Appn.	2010-11 Estimate	2011-12	2012-13	2013-14	2014-15	2015-16	5-Year Total	Beyond 5-Year	Project Total
Construction		62		62					62		62
TOTAL		62		62					62		62

FUNDING SOURCE SCHEDULE (000'S)											
Subdivision Park Trust Fund	Prior Years	2010-11 Appn.	2010-11 Estimate	2011-12	2012-13	2013-14	2014-15	2015-16	5-Year Total	Beyond 5-Year	Project Total
Subdivision Park Trust Fund		62		62					62		62
TOTAL		62		62					62		62

ANNUAL OPERATING BUDGET IMPACT (000'S)										
None										

Major Changes in Project Cost:
None

Notes:
Additional funding of \$597,000 is provided in the Council District 10 Construction and Conveyance Tax Fund (Fund 389) for this project.

FY Initiated:	2009-2010	Redevelopment Area:	N/A
Initial Project Budget:	\$62,000	SNI Area:	N/A
Appn. #:	6102	USGBC LEED:	N/A

Parks and Community Facilities Development - Park Trust Fund
2012-2016 Adopted Capital Improvement Program
Detail of Construction Projects

3. Alviso Area Improvements

CSA:	Neighborhood Services	Initial Start Date:	4th Qtr. 2009
CSA Outcome:	Safe and Clean Parks, Facilities and Attractions	Revised Start Date:	
Department:	Parks, Recreation and Neighborhood Services	Initial Completion Date:	2nd Qtr. 2012
Council District:	4	Revised Completion Date:	
Location:	Wilson Way and North First Street		

Description: This project provides funding for minor improvements at Alviso Park, a 22.3 acre neighborhood park in Council District 4. Project elements may include sidewalk repair and irrigation improvements.

Justification: This project provides funding for minor improvements at the park, which will reduce maintenance efforts and the infrastructure backlog.

EXPENDITURE SCHEDULE (000'S)											
Cost Elements	Prior Years	2010-11 Appn.	2010-11 Estimate	2011-12	2012-13	2013-14	2014-15	2015-16	5-Year Total	Beyond 5-Year	Project Total
Construction	6	53		53					53		59
TOTAL	6	53		53					53		59

FUNDING SOURCE SCHEDULE (000'S)											
Subdivision Park Trust Fund	Prior Years	2010-11 Appn.	2010-11 Estimate	2011-12	2012-13	2013-14	2014-15	2015-16	5-Year Total	Beyond 5-Year	Project Total
Subdivision Park Trust Fund	6	53		53					53		59
TOTAL	6	53		53					53		59

ANNUAL OPERATING BUDGET IMPACT (000'S)

None

Major Changes in Project Cost:

None

Notes:

FY Initiated:	2009-2010	Redevelopment Area:	N/A
Initial Project Budget:	\$59,000	SNI Area:	N/A
Appn. #:	7142	USGBC LEED:	N/A

Parks and Community Facilities Development - Park Trust Fund

2012-2016 Adopted Capital Improvement Program

Detail of Construction Projects

4. Backesto Park Improvements

CSA:	Neighborhood Services	Initial Start Date:	3rd Qtr. 2006
CSA Outcome:	Safe and Clean Parks, Facilities and Attractions	Revised Start Date:	
Department:	Parks, Recreation and Neighborhood Services	Initial Completion Date:	3rd Qtr. 2009
Council District:	3	Revised Completion Date:	TBD
Location:	13th Street and Empire Street		

Description: This project provides funding for improvements at Backesto Park; a 10.5 acre neighborhood park in Council District 3. Project elements may include tennis court lighting, walkway improvements, restroom renovation, turf renovation, and improvements around the bocce ball court.

Justification: This project provides funding for improvements at Backesto Park, which is a high priority for the community.

EXPENDITURE SCHEDULE (000'S)											
Cost Elements	Prior Years	2010-11 Appn.	2010-11 Estimate	2011-12	2012-13	2013-14	2014-15	2015-16	5-Year Total	Beyond 5-Year	Project Total
Design	54	83	83								137
Bid & Award		16		16					16		16
Construction		765		765					765		765
TOTAL	54	864	83	781					781		918

FUNDING SOURCE SCHEDULE (000'S)											
Subdivision Park Trust Fund	54	864	83	781						781	918
TOTAL	54	864	83	781						781	918

ANNUAL OPERATING BUDGET IMPACT (000'S)										
None										

Major Changes in Project Cost:

None

Notes:

This project is currently on hold pending the community process finalizing. Once the community process has completed, a final project scope and construction schedule will be determined.

FY Initiated:	2006-2007	Redevelopment Area:	Yes
Initial Project Budget:	\$918,000	SNI Area:	Thirteenth Street
Appn. #:	5853	USGBC LEED:	N/A

Parks and Community Facilities Development - Park Trust Fund
2012-2016 Adopted Capital Improvement Program
Detail of Construction Projects

5. Berryessa Community Center Improvements

CSA:	Neighborhood Services	Initial Start Date:	3rd Qtr. 2010
CSA Outcome:	Safe and Clean Parks, Facilities and Attractions	Revised Start Date:	
Department:	Parks, Recreation and Neighborhood Services	Initial Completion Date:	2nd Qtr. 2011
Council District:	4	Revised Completion Date:	2nd Qtr. 2012
Location:	3050 Berryessa Road		

Description: This project provides partial funding to replace the deteriorated flooring in three classrooms, repair the terrazzo floor in the lobby area, refinish various cabinets, and other minor improvements at Berryessa Community Center.

Justification: This project provides funding that will preserve infrastructure, increase usage, and improve safety for all community center patrons.

EXPENDITURE SCHEDULE (000'S)											
Cost Elements	Prior Years	2010-11 Appn.	2010-11 Estimate	2011-12	2012-13	2013-14	2014-15	2015-16	5-Year Total	Beyond 5-Year	Project Total
Construction		15	15	150					150		165
TOTAL		15	15	150					150		165

FUNDING SOURCE SCHEDULE (000'S)											
Subdivision Park Trust Fund	Prior Years	2010-11 Appn.	2010-11 Estimate	2011-12	2012-13	2013-14	2014-15	2015-16	5-Year Total	Beyond 5-Year	Project Total
Subdivision Park Trust Fund		15	15	150					150		165
TOTAL		15	15	150					150		165

ANNUAL OPERATING BUDGET IMPACT (000'S)										
None										

Major Changes in Project Cost:

2012-2016 CIP - increase of \$150,000 due to additional funding becoming available within the nexus of the community center.

Notes:

Additional funding of \$68,000 is provided in the Council District 4 Construction and Conveyance Tax Fund (Fund 381) for this project.

FY Initiated:	2010-2011	Redevelopment Area:	N/A
Initial Project Budget:	\$15,000	SNI Area:	N/A
Appn. #:	7172	USGBC LEED:	N/A

Parks and Community Facilities Development - Park Trust Fund

2012-2016 Adopted Capital Improvement Program

Detail of Construction Projects

6. Boggini Softball Field Renovation

CSA:	Neighborhood Services	Initial Start Date:	3rd Qtr. 2011
CSA Outcome:	Safe and Clean Parks, Facilities and Attractions	Revised Start Date:	
Department:	Parks, Recreation and Neighborhood Services	Initial Completion Date:	2nd Qtr. 2012
Council District:	8	Revised Completion Date:	
Location:	Millbrook Drive and Remington Way		

Description: This project provides funding to renovate the softball field at Boggini Park; a 10.0 acre neighborhood park in Council District 8. Project elements include removing and replacing the existing turf, grading, renovating the irrigation, and repairing the back stop.

Justification: This project provides funding for renovations at Boggini Softball Field, which will enhance the field's playability.

EXPENDITURE SCHEDULE (000'S)

Cost Elements	Prior Years	2010-11 Appn.	2010-11 Estimate	2011-12	2012-13	2013-14	2014-15	2015-16	5-Year Total	Beyond 5-Year	Project Total
Construction				100					100		100
TOTAL				100					100		100

FUNDING SOURCE SCHEDULE (000'S)

Subdivision Park Trust Fund											
				100					100		100
TOTAL				100					100		100

ANNUAL OPERATING BUDGET IMPACT (000'S)

None

Major Changes in Project Cost:

None

Notes:

FY Initiated:	2011-2012	Redevelopment Area:	N/A
Initial Project Budget:	\$100,000	SNI Area:	N/A
Appn. #:	7293	USGBC LEED:	N/A

Parks and Community Facilities Development - Park Trust Fund
2012-2016 Adopted Capital Improvement Program
Detail of Construction Projects

7. Bramhall Park Minor Improvements

CSA:	Neighborhood Services	Initial Start Date:	3rd Qtr. 2008
CSA Outcome:	Safe and Clean Parks, Facilities and Attractions	Revised Start Date:	
Department:	Parks, Recreation and Neighborhood Services	Initial Completion Date:	2nd Qtr. 2010
Council District:	6	Revised Completion Date:	2nd Qtr. 2012
Location:	Willow Street and Camino Ramon		

Description: This project provides funding for minor improvements at Bramhall Park; a 17.9 acre neighborhood park in Council District 6. Project elements may include renovations to the existing restroom building, irrigation booster pump repair, electrical upgrades, repair of the fence at the baseball fields, installation of site furnishings and landscape improvements.

Justification: This project provides funding for improvements at this neighborhood park, which will preserve infrastructure and improve usage opportunities.

EXPENDITURE SCHEDULE (000'S)											
Cost Elements	Prior Years	2010-11 Appn.	2010-11 Estimate	2011-12	2012-13	2013-14	2014-15	2015-16	5-Year Total	Beyond 5-Year	Project Total
Construction	15	70		70					70		85
TOTAL	15	70		70					70		85

FUNDING SOURCE SCHEDULE (000'S)											
Subdivision	Prior Years	2010-11 Appn.	2010-11 Estimate	2011-12	2012-13	2013-14	2014-15	2015-16	5-Year Total	Beyond 5-Year	Project Total
Subdivision Park Trust Fund	15	70		70					70		85
TOTAL	15	70		70					70		85

ANNUAL OPERATING BUDGET IMPACT (000'S)										
None										

Major Changes in Project Cost:
 2011-2015 CIP - increase of \$70,000 due to a change in the project scope to include automating the irrigation system at the amphitheater.

Notes:

FY Initiated:	2008-2009	Redevelopment Area:	N/A
Initial Project Budget:	\$15,000	SNI Area:	N/A
Appn. #:	6329	USGBC LEED:	N/A

Parks and Community Facilities Development - Park Trust Fund

2012-2016 Adopted Capital Improvement Program

Detail of Construction Projects

8. Branham Park Playground Renovation

CSA:	Neighborhood Services	Initial Start Date:	3rd Qtr. 2011
CSA Outcome:	Safe and Clean Parks, Facilities and Attractions	Revised Start Date:	
Department:	Parks, Recreation and Neighborhood Services	Initial Completion Date:	4th Qtr. 2012
Council District:	9	Revised Completion Date:	
Location:	Branham Lane and Tupolo Drive		

Description: This project provides funding to replace the play structure at Branham Park; a 7.0 acre neighborhood park in Council District 9. Project elements include removing the existing playground equipment in the youth lot and replacing it with a new universally accessible play structure for children of all abilities.

Justification: This project provides funding to replace the deteriorated playground equipment, which will increase usage and improve safety and accessibility.

EXPENDITURE SCHEDULE (000'S)											
Cost Elements	Prior Years	2010-11 Appn.	2010-11 Estimate	2011-12	2012-13	2013-14	2014-15	2015-16	5-Year Total	Beyond 5-Year	Project Total
Development				20					20		20
Design				66					66		66
Bid & Award				16					16		16
Construction				292					292		292
TOTAL				394					394		394

FUNDING SOURCE SCHEDULE (000'S)			
Subdivision Park Trust Fund	2011-12	5-Year Total	Project Total
	394	394	394
TOTAL	394	394	394

ANNUAL OPERATING BUDGET IMPACT (000'S)
None

Major Changes in Project Cost:

None

Notes:

FY Initiated:	2011-2012	Redevelopment Area:	N/A
Initial Project Budget:	\$394,000	SNI Area:	N/A
Appn. #:	7294	USGBC LEED:	N/A

Parks and Community Facilities Development - Park Trust Fund
2012-2016 Adopted Capital Improvement Program
Detail of Construction Projects

9. Buena Vista Park Expansion

CSA: Neighborhood Services **Initial Start Date:** 1st Qtr. 2010
CSA Outcome: Safe and Clean Parks, Facilities and Attractions **Revised Start Date:** 1st Qtr. 2011
Department: Parks, Recreation and Neighborhood Services **Initial Completion Date:** 1st Qtr. 2011
Council District: 6 **Revised Completion Date:** 4th Qtr. 2012
Location: Scott Street and Menker Avenue

Description: This project provides funding for the expansion of Buena Vista Park, a 2.0 acre neighborhood park in Council District 6. Project elements include construction of a picnic area, installation of play equipment, and landscape improvements.

Justification: This project provides funding to expand Buena Vista Park, which is a high priority for the community.

EXPENDITURE SCHEDULE (000'S)											
Cost Elements	Prior Years	2010-11 Appn.	2010-11 Estimate	2011-12	2012-13	2013-14	2014-15	2015-16	5-Year Total	Beyond 5-Year	Project Total
Design		63	63								63
Construction		329		329					329		329
TOTAL		392	63	329					329		392

FUNDING SOURCE SCHEDULE (000'S)											
Subdivision Park Trust Fund		392	63	329					329		392
TOTAL		392	63	329					329		392

ANNUAL OPERATING BUDGET IMPACT (000'S)											
Maintenance*											
Operating*											
TOTAL											

Major Changes in Project Cost:

None

Notes:

Additional funding of \$208,000 is provided in the Council District 6 Construction and Conveyance Tax Fund (Fund 384) for this project. A grant for \$600,000 has been awarded from the State of California under the Statewide Park program. Once this funding is received, the Council District 6 Construction and Conveyance Tax Fund and the Park Trust Fund will be reimbursed accordingly.

* Due to the financial strain on the General Fund, the operating and maintenance impact associated with the expanded park will be absorbed by existing resources in the Parks, Recreation and Neighborhood Services Department.

FY Initiated: 2008-2009 **Redevelopment Area:** Yes
Initial Project Budget: \$392,000 **SNI Area:** Burbank/Del Monte
Appn. #: 6651 **USGBC LEED:** N/A

Parks and Community Facilities Development - Park Trust Fund
2012-2016 Adopted Capital Improvement Program
Detail of Construction Projects

10. Calabazas BMX Park Minor Improvements

CSA:	Neighborhood Services	Initial Start Date:	3rd Qtr. 2008
CSA Outcome:	Safe and Clean Parks, Facilities and Attractions	Revised Start Date:	
Department:	Parks, Recreation and Neighborhood Services	Initial Completion Date:	2nd Qtr. 2009
Council District:	1	Revised Completion Date:	2nd Qtr. 2012
Location:	Rainbow Drive and South Blaney Avenue		

Description: This project provides funding for minor improvements at Calabazas BMX Park. Project elements include the renovation of the mounds at the north end of the BMX park and construction of other amenities that may support revenue generating classes and encourage patrons to rent the facility.

Justification: Improvements at the Calabazas BMX Park may reduce maintenance efforts as well as increase patron usage and revenue opportunities.

EXPENDITURE SCHEDULE (000'S)											
Cost Elements	Prior Years	2010-11 Appn.	2010-11 Estimate	2011-12	2012-13	2013-14	2014-15	2015-16	5-Year Total	Beyond 5-Year	Project Total
Construction		1	103		103				103		104
TOTAL		1	103		103				103		104

FUNDING SOURCE SCHEDULE (000'S)											
Subdivision	Prior Years	2010-11 Appn.	2010-11 Estimate	2011-12	2012-13	2013-14	2014-15	2015-16	5-Year Total	Beyond 5-Year	Project Total
Subdivision Park Trust Fund		1	103		103				103		104
TOTAL		1	103		103				103		104

ANNUAL OPERATING BUDGET IMPACT (000'S)

None

Major Changes in Project Cost:

2010-2014 CIP - increase of \$50,000 due to revisions to the project scope and construction cost elements.

Notes:

FY Initiated:	2008-2009	Redevelopment Area:	N/A
Initial Project Budget:	\$54,000	SNI Area:	N/A
Appn. #:	6331	USGBC LEED:	N/A

Parks and Community Facilities Development - Park Trust Fund
2012-2016 Adopted Capital Improvement Program
Detail of Construction Projects

11. Calabazas Park Playground Improvements

CSA:	Neighborhood Services	Initial Start Date:	3rd Qtr. 2007
CSA Outcome:	Safe and Clean Parks, Facilities and Attractions	Revised Start Date:	2nd Qtr. 2010
Department:	Parks, Recreation and Neighborhood Services	Initial Completion Date:	4th Qtr. 2008
Council District:	1	Revised Completion Date:	2nd Qtr. 2012
Location:	Rainbow Drive and South Blaney Avenue		

Description: This project provides funding for improvements at Calabazas Park, a 17.2 acre neighborhood park in Council District 1. Project elements include the replacement of existing playground equipment, which is antiquated and requires a high level of maintenance.

Justification: This project provides funding to replace old playground equipment to assist with the infrastructure backlog. The renovation will reduce maintenance efforts, increase usage, and improve safety and accessibility.

EXPENDITURE SCHEDULE (000'S)

Cost Elements	Prior Years	2010-11 Appn.	2010-11 Estimate	2011-12	2012-13	2013-14	2014-15	2015-16	5-Year Total	Beyond 5-Year	Project Total
Development	10	16	16								26
Design	11	118	113	5					5		129
Bid & Award		14		14					14		14
Construction		731		731					731		731
TOTAL	21	879	129	750					750		900

FUNDING SOURCE SCHEDULE (000'S)

Subdivision Park Trust Fund	21	879	129	750					750		900
TOTAL	21	879	129	750					750		900

ANNUAL OPERATING BUDGET IMPACT (000'S)

None

Major Changes in Project Cost:

None

Notes:

Additional funding of \$300,000 is provided in the Council District 1 Construction and Conveyance Tax Fund (Fund 377) for this project.

FY Initiated:	2009-2010	Redevelopment Area:	N/A
Initial Project Budget:	\$900,000	SNI Area:	N/A
Appn. #:	7055	USGBC LEED:	N/A

Parks and Community Facilities Development - Park Trust Fund
2012-2016 Adopted Capital Improvement Program
Detail of Construction Projects

12. Camden Community Center Restroom Renovation and Minor Improvements

CSA:	Neighborhood Services	Initial Start Date:	3rd Qtr. 2006
CSA Outcome:	Safe and Clean Parks, Facilities and Attractions	Revised Start Date:	4th Qtr. 2007
Department:	Parks, Recreation and Neighborhood Services	Initial Completion Date:	3rd Qtr. 2007
Council District:	9	Revised Completion Date:	2nd Qtr. 2012
Location:	3369 Union Avenue		

Description: This project provides funding for the renovation of an existing restroom in the Camden Community Center Kid Zone. The Kid Zone program was recently relocated to a different area of Camden Community Center, therefore the closest restroom needs to be renovated to better meet the needs of the children. This project also provides funding for minor improvements at Camden Community Center including facility signage and other improvements.

Justification: Renovating the existing restroom into a children's restroom is necessary for the successful and safe operation of the new Kid Zone facility.

EXPENDITURE SCHEDULE (000'S)											
Cost Elements	Prior Years	2010-11 Appn.	2010-11 Estimate	2011-12	2012-13	2013-14	2014-15	2015-16	5-Year Total	Beyond 5-Year	Project Total
Construction	125	264	164	100					100		389
TOTAL	125	264	164	100					100		389

FUNDING SOURCE SCHEDULE (000'S)											
Subdivision	Prior Years	2010-11 Appn.	2010-11 Estimate	2011-12	2012-13	2013-14	2014-15	2015-16	5-Year Total	Beyond 5-Year	Project Total
Park Trust Fund	125	264	164	100					100		389
TOTAL	125	264	164	100					100		389

ANNUAL OPERATING BUDGET IMPACT (000'S)

None

Major Changes in Project Cost:

2009-2013 CIP - increase of \$77,000 due to additional funding becoming available within the nexus of this facility.
 2011-2015 CIP - increase of \$237,000 due to revisions to the project scope and construction cost elements.

Notes:

FY Initiated:	2006-2007	Redevelopment Area:	N/A
Initial Project Budget:	\$75,000	SNI Area:	N/A
Appn. #:	5859	USGBC LEED:	N/A

Parks and Community Facilities Development - Park Trust Fund

2012-2016 Adopted Capital Improvement Program

Detail of Construction Projects

13. Cataldi Park Minor Improvements

CSA:	Neighborhood Services	Initial Start Date:	3rd Qtr. 2008
CSA Outcome:	Safe and Clean Parks, Facilities and Attractions	Revised Start Date:	4th Qtr. 2010
Department:	Parks, Recreation and Neighborhood Services	Initial Completion Date:	2nd Qtr. 2009
Council District:	4	Revised Completion Date:	2nd Qtr. 2012
Location:	Morrill Avenue and Cataldi Drive		

Description: This project provides funding for minor improvements at Cataldi Park; a 39.3 acre neighborhood park in Council District 4. Project elements may include landscape improvements, repairs to the existing parking lot, and renovations to the restroom including replacing old partitions and fixtures, re-sealing the floor, and painting the interior and exterior of the facility.

Justification: This project provides funding for improvements at this neighborhood park, which will preserve infrastructure and improve usage opportunities.

EXPENDITURE SCHEDULE (000'S)											
Cost Elements	Prior Years	2010-11 Appn.	2010-11 Estimate	2011-12	2012-13	2013-14	2014-15	2015-16	5-Year Total	Beyond 5-Year	Project Total
Construction		130	80	50					50		130
TOTAL		130	80	50					50		130

FUNDING SOURCE SCHEDULE (000'S)											
Subdivision Park Trust Fund	Prior Years	2010-11 Appn.	2010-11 Estimate	2011-12	2012-13	2013-14	2014-15	2015-16	5-Year Total	Beyond 5-Year	Project Total
Subdivision Park Trust Fund		130	80	50					50		130
TOTAL		130	80	50					50		130

ANNUAL OPERATING BUDGET IMPACT (000'S)										
None										

Major Changes in Project Cost:
 2011-2015 CIP - increase of \$118,000 due to a change in the project scope to include the renovation of the park restroom.

Notes:

FY Initiated:	2008-2009	Redevelopment Area:	N/A
Initial Project Budget:	\$12,000	SNI Area:	N/A
Appn. #:	6335	USGBC LEED:	N/A

Parks and Community Facilities Development - Park Trust Fund

2012-2016 Adopted Capital Improvement Program

Detail of Construction Projects

14. Cimarron Park Minor Improvements

CSA:	Neighborhood Services	Initial Start Date:	3rd Qtr. 2008
CSA Outcome:	Safe and Clean Parks, Facilities and Attractions	Revised Start Date:	1st Qtr. 2011
Department:	Parks, Recreation and Neighborhood Services	Initial Completion Date:	2nd Qtr. 2009
Council District:	5	Revised Completion Date:	2nd Qtr. 2012
Location:	Pride Street and Orange Avenue		

Description: This project provides funding for minor improvements at Cimarron Park; a 7.2 acre neighborhood park in Council District 5. Project elements may include landscape improvements, upgrades to the existing irrigation system, and construction of a sidewalk outside the park, thereby creating a full loop around the perimeter of the park.

Justification: This project provides funding for improvements at this neighborhood park, which will preserve infrastructure and improve usage opportunities.

EXPENDITURE SCHEDULE (000'S)											
Cost Elements	Prior Years	2010-11 Appn.	2010-11 Estimate	2011-12	2012-13	2013-14	2014-15	2015-16	5-Year Total	Beyond 5-Year	Project Total
Construction		93	3	90					90		93
TOTAL		93	3	90					90		93

FUNDING SOURCE SCHEDULE (000'S)											
Subdivision Park Trust Fund	Prior Years	2010-11 Appn.	2010-11 Estimate	2011-12	2012-13	2013-14	2014-15	2015-16	5-Year Total	Beyond 5-Year	Project Total
Subdivision Park Trust Fund		93	3	90					90		93
TOTAL		93	3	90					90		93

ANNUAL OPERATING BUDGET IMPACT (000'S)											
None											

Major Changes in Project Cost:

2011-2015 CIP - increase of \$83,000 due to a change in the project scope to include the construction of a sidewalk around the perimeter of the park.

Notes:

FY Initiated:	2008-2009	Redevelopment Area:	N/A
Initial Project Budget:	\$10,000	SNI Area:	N/A
Appn. #:	6337	USGBC LEED:	N/A

Parks and Community Facilities Development - Park Trust Fund

2012-2016 Adopted Capital Improvement Program Detail of Construction Projects

15. Coy Park Playground Renovation

CSA:	Neighborhood Services	Initial Start Date:	3rd Qtr. 2011
CSA Outcome:	Safe and Clean Parks, Facilities and Attractions	Revised Start Date:	
Department:	Parks, Recreation and Neighborhood Services	Initial Completion Date:	4th Qtr. 2012
Council District:	2	Revised Completion Date:	
Location:	Coy Drive and Sigrid Way		

Description: This project provides partial funding to replace the playground equipment at Coy Park; a 4.5 acre neighborhood park in Council District 2. Project elements include removing the existing playground equipment in the youth and tot lots and replacing it with universally accessible play structures for children of all abilities.

Justification: This project provides funding to replace the deteriorated playground equipment, which will increase usage and improve safety and accessibility.

EXPENDITURE SCHEDULE (000'S)											
Cost Elements	Prior Years	2010-11 Appn.	2010-11 Estimate	2011-12	2012-13	2013-14	2014-15	2015-16	5-Year Total	Beyond 5-Year	Project Total
Construction			256						256		256
TOTAL			256						256		256

FUNDING SOURCE SCHEDULE (000'S)											
Subdivision Park Trust Fund	Prior Years	2010-11 Appn.	2010-11 Estimate	2011-12	2012-13	2013-14	2014-15	2015-16	5-Year Total	Beyond 5-Year	Project Total
Subdivision Park Trust Fund			256						256		256
TOTAL			256						256		256

ANNUAL OPERATING BUDGET IMPACT (000'S)										
None										

Major Changes in Project Cost:
None

Notes:
Additional funding of \$600,000 is provided in the Parks City-Wide Construction and Conveyance Tax Fund (Fund 391) for this project.

FY Initiated:	2011-2012	Redevelopment Area:	N/A
Initial Project Budget:	\$256,000	SNI Area:	N/A
Appn. #:	7296	USGBC LEED:	N/A

Parks and Community Facilities Development - Park Trust Fund
2012-2016 Adopted Capital Improvement Program
Detail of Construction Projects

16. Cypress Senior Center Minor Improvements

CSA:	Neighborhood Services	Initial Start Date:	3rd Qtr. 2008
CSA Outcome:	Safe and Clean Parks, Facilities and Attractions	Revised Start Date:	2nd Qtr. 2009
Department:	Parks, Recreation and Neighborhood Services	Initial Completion Date:	2nd Qtr. 2009
Council District:	1	Revised Completion Date:	2nd Qtr. 2012
Location:	403 South Cypress Avenue		

Description: This project provides funding for minor improvements at Cypress Senior Center. Project elements include fence repairs, landscape improvements, and sidewalk repairs.

Justification: This project provides funding for improvements at the Cypress Senior Center, which will preserve infrastructure and improve usage opportunities.

EXPENDITURE SCHEDULE (000'S)											
Cost Elements	Prior Years	2010-11 Appn.	2010-11 Estimate	2011-12	2012-13	2013-14	2014-15	2015-16	5-Year Total	Beyond 5-Year	Project Total
Construction	32	47	47	10					10		89
TOTAL	32	47	47	10					10		89

FUNDING SOURCE SCHEDULE (000'S)											
Subdivision Park Trust Fund	Prior Years	2010-11 Appn.	2010-11 Estimate	2011-12	2012-13	2013-14	2014-15	2015-16	5-Year Total	Beyond 5-Year	Project Total
Subdivision Park Trust Fund	32	47	47	10					10		89
TOTAL	32	47	47	10					10		89

ANNUAL OPERATING BUDGET IMPACT (000'S)

None

Major Changes in Project Cost:

2011-2015 CIP - increase of \$40,000 due to a change in the project scope to include landscape improvements.
 2012-2016 CIP - increase of \$10,000 due to additional funding becoming available within the nexus of the senior center.

Notes:

FY Initiated:	2008-2009	Redevelopment Area:	N/A
Initial Project Budget:	\$39,000	SNI Area:	N/A
Appn. #:	6341	USGBC LEED:	N/A

Parks and Community Facilities Development - Park Trust Fund
2012-2016 Adopted Capital Improvement Program
Detail of Construction Projects

17. Evergreen Park Minor Improvements

CSA: Neighborhood Services **Initial Start Date:** 3rd Qtr. 2010
CSA Outcome: Safe and Clean Parks, Facilities and Attractions **Revised Start Date:**
Department: Parks, Recreation and Neighborhood Services **Initial Completion Date:** 3rd Qtr. 2011
Council District: 8 **Revised Completion Date:** 2nd Qtr. 2012
Location: San Felipe Road and Yerba Buena Avenue

Description: This project provides funding for several minor improvements at Evergreen Park; a 13.6 acre neighborhood park in Council District 8. Project elements may include installing a new electronic marquee and renovating the ice plant areas along the south side of the park.

Justification: This project provides funding for renovations at this neighborhood park, which will improve revenue generation opportunities, improve safety of park users, and reduce the infrastructure backlog.

EXPENDITURE SCHEDULE (000'S)											
Cost Elements	Prior Years	2010-11 Appn.	2010-11 Estimate	2011-12	2012-13	2013-14	2014-15	2015-16	5-Year Total	Beyond 5-Year	Project Total
Design		40	40								40
Bid & Award		10	10								10
Construction		170	45	125					125		170
TOTAL		220	95	125					125		220

FUNDING SOURCE SCHEDULE (000'S)											
Subdivision	Prior Years	2010-11 Appn.	2010-11 Estimate	2011-12	2012-13	2013-14	2014-15	2015-16	5-Year Total	Beyond 5-Year	Project Total
Park Trust Fund		220	95	125					125		220
TOTAL		220	95	125					125		220

ANNUAL OPERATING BUDGET IMPACT (000'S)

None

Major Changes in Project Cost:

None

Notes:

FY Initiated: 2010-2011 **Redevelopment Area:** N/A
Initial Project Budget: \$220,000 **SNI Area:** N/A
Appn. #: 7182 **USGBC LEED:** N/A

Parks and Community Facilities Development - Park Trust Fund

2012-2016 Adopted Capital Improvement Program

Detail of Construction Projects

18. Fair Swim Center Improvements

CSA:	Neighborhood Services	Initial Start Date:	1st Qtr. 2011
CSA Outcome:	Safe and Clean Parks, Facilities and Attractions	Revised Start Date:	
Department:	Parks, Recreation and Neighborhood Services	Initial Completion Date:	2nd Qtr. 2012
Council District:	7	Revised Completion Date:	
Location:	1350 Bacchus Drive		

Description: This project provides partial funding to renovate the pump system and mechanical equipment at the Fair Swim Center.

Justification: This project will address health and safety concerns, reduce maintenance efforts, and eliminate pool closures due to equipment failures.

EXPENDITURE SCHEDULE (000'S)											
Cost Elements	Prior Years	2010-11 Appn.	2010-11 Estimate	2011-12	2012-13	2013-14	2014-15	2015-16	5-Year Total	Beyond 5-Year	Project Total
Construction		12	12	523					523		535
TOTAL		12	12	523					523		535

FUNDING SOURCE SCHEDULE (000'S)											
Subdivision Park Trust Fund	Prior Years	2010-11 Appn.	2010-11 Estimate	2011-12	2012-13	2013-14	2014-15	2015-16	5-Year Total	Beyond 5-Year	Project Total
Subdivision Park Trust Fund		12	12	523					523		535
TOTAL		12	12	523					523		535

ANNUAL OPERATING BUDGET IMPACT (000'S)										
None										

Major Changes in Project Cost:

None

Notes:

Additional funding of \$665,000 is provided in the Council District 7 Construction and Conveyance Tax Fund (Fund 385) for this project.

FY Initiated:	2010-2011	Redevelopment Area:	Yes
Initial Project Budget:	\$535,000	SNI Area:	Tully/Senter
Appn. #:	7282	USGBC LEED:	N/A

Parks and Community Facilities Development - Park Trust Fund
2012-2016 Adopted Capital Improvement Program
Detail of Construction Projects

19. Guadalupe Oak Grove Park Minor Improvements

CSA:	Neighborhood Services	Initial Start Date:	3rd Qtr. 2011
CSA Outcome:	Safe and Clean Parks, Facilities and Attractions	Revised Start Date:	
Department:	Parks, Recreation and Neighborhood Services	Initial Completion Date:	2nd Qtr. 2012
Council District:	10	Revised Completion Date:	
Location:	Sterling Oaks Drive and Thorntree Court		

Description: This project provides funding to extend the retaining wall along the perimeter of Guadalupe Oak Grove Park; a 62.7 acre neighborhood park in Council District 10.

Justification: This project extends the retaining wall along the park boundary, which will reduce maintenance efforts.

EXPENDITURE SCHEDULE (000'S)											
Cost Elements	Prior Years	2010-11 Appn.	2010-11 Estimate	2011-12	2012-13	2013-14	2014-15	2015-16	5-Year Total	Beyond 5-Year	Project Total
Construction				44					44		44
TOTAL				44					44		44

FUNDING SOURCE SCHEDULE (000'S)											
Subdivision Park Trust Fund				44					44		44
TOTAL				44					44		44

ANNUAL OPERATING BUDGET IMPACT (000'S)

None

Major Changes in Project Cost:
None
Notes:

FY Initiated:	2011-2012	Redevelopment Area:	N/A
Initial Project Budget:	\$44,000	SNI Area:	N/A
Appn. #:	7297	USGBC LEED:	N/A

Parks and Community Facilities Development - Park Trust Fund

2012-2016 Adopted Capital Improvement Program

Detail of Construction Projects

20. Hamann Park Minor Improvements

CSA:	Neighborhood Services	Initial Start Date:	3rd Qtr. 2011
CSA Outcome:	Safe and Clean Parks, Facilities and Attractions	Revised Start Date:	
Department:	Parks, Recreation and Neighborhood Services	Initial Completion Date:	2nd Qtr. 2012
Council District:	6	Revised Completion Date:	
Location:	Westfield Avenue and South Genevieve Lane		

Description: This project provides funding for minor park improvements at Hamann Park; a 10.5 acre neighborhood park in Council District 6. Project elements may include restroom repairs, landscape improvements, and replacement of the bleachers.

Justification: This project provides funding for minor improvements at the park, which will reduce maintenance efforts and the infrastructure backlog.

EXPENDITURE SCHEDULE (000'S)											
Cost Elements	Prior Years	2010-11 Appn.	2010-11 Estimate	2011-12	2012-13	2013-14	2014-15	2015-16	5-Year Total	Beyond 5-Year	Project Total
Construction				23					23		23
TOTAL				23					23		23

FUNDING SOURCE SCHEDULE (000'S)											
Subdivision Park Trust Fund				23					23		23
TOTAL				23					23		23

ANNUAL OPERATING BUDGET IMPACT (000'S)

None

Major Changes in Project Cost:

None

Notes:

FY Initiated:	2011-2012	Redevelopment Area:	N/A
Initial Project Budget:	\$23,000	SNI Area:	N/A
Appn. #:	7299	USGBC LEED:	N/A

Parks and Community Facilities Development - Park Trust Fund
2012-2016 Adopted Capital Improvement Program
Detail of Construction Projects

21. Hillview Park Minor Improvements

CSA:	Neighborhood Services	Initial Start Date:	3rd Qtr. 2008
CSA Outcome:	Safe and Clean Parks, Facilities and Attractions	Revised Start Date:	1st Qtr. 2011
Department:	Parks, Recreation and Neighborhood Services	Initial Completion Date:	2nd Qtr. 2009
Council District:	5	Revised Completion Date:	2nd Qtr. 2012
Location:	Ocala Avenue and Adrian Way		

Description: This project provides funding for minor improvements at Hillview Park; a 14.7 acre neighborhood park in Council District 5. Project elements may include landscape improvements and renovations to the irrigation system.

Justification: This project provides funding for improvements at this neighborhood park, which will preserve infrastructure and improve usage opportunities.

EXPENDITURE SCHEDULE (000'S)											
Cost Elements	Prior Years	2010-11 Appn.	2010-11 Estimate	2011-12	2012-13	2013-14	2014-15	2015-16	5-Year Total	Beyond 5-Year	Project Total
Construction		51	6	45					45		51
TOTAL		51	6	45					45		51

FUNDING SOURCE SCHEDULE (000'S)											
Subdivision Park Trust Fund	Prior Years	2010-11 Appn.	2010-11 Estimate	2011-12	2012-13	2013-14	2014-15	2015-16	5-Year Total	Beyond 5-Year	Project Total
Subdivision Park Trust Fund		51	6	45					45		51
TOTAL		51	6	45					45		51

ANNUAL OPERATING BUDGET IMPACT (000'S)											
None											

Major Changes in Project Cost:

2011-2015 CIP - increase of \$45,000 due to a change in the project scope to include the renovation of the irrigation system.

Notes:

FY Initiated:	2008-2009	Redevelopment Area:	Yes
Initial Project Budget:	\$6,000	SNI Area:	East Valley/680
Appn. #:	6355	USGBC LEED:	N/A

Parks and Community Facilities Development - Park Trust Fund

2012-2016 Adopted Capital Improvement Program

Detail of Construction Projects

22. Kirk Community Center Restroom Improvements

CSA:	Neighborhood Services	Initial Start Date:	3rd Qtr. 2010
CSA Outcome:	Safe and Clean Parks, Facilities and Attractions	Revised Start Date:	3rd Qtr. 2011
Department:	Parks, Recreation and Neighborhood Services	Initial Completion Date:	2nd Qtr. 2011
Council District:	9	Revised Completion Date:	2nd Qtr. 2012
Location:	1601 Foxworthy Avenue		

Description: This project provides funding to renovate the preschool restroom at Kirk Community Center to comply with Americans with Disabilities Act (ADA) standards.

Justification: This project provides funding to renovate the restroom, bringing it to current ADA standards.

EXPENDITURE SCHEDULE (000'S)											
Cost Elements	Prior Years	2010-11 Appn.	2010-11 Estimate	2011-12	2012-13	2013-14	2014-15	2015-16	5-Year Total	Beyond 5-Year	Project Total
Construction		40		40					40		40
TOTAL		40		40					40		40
FUNDING SOURCE SCHEDULE (000'S)											
Subdivision Park Trust Fund		40		40					40		40
TOTAL		40		40					40		40
ANNUAL OPERATING BUDGET IMPACT (000'S)											
None											

Major Changes in Project Cost:

None

Notes:

FY Initiated:	2010-2011	Redevelopment Area:	N/A
Initial Project Budget:	\$40,000	SNI Area:	N/A
Appn. #:	7185	USGBC LEED:	N/A

Parks and Community Facilities Development - Park Trust Fund
2012-2016 Adopted Capital Improvement Program
Detail of Construction Projects

23. Los Paseos Park Improvements

CSA:	Neighborhood Services	Initial Start Date:	4th Qtr. 2007
CSA Outcome:	Safe and Clean Parks, Facilities and Attractions	Revised Start Date:	3rd Qtr. 2011
Department:	Parks, Recreation and Neighborhood Services	Initial Completion Date:	4th Qtr. 2008
Council District:	2	Revised Completion Date:	2nd Qtr. 2012
Location:	Avenida Grande and Via Vista		

Description: This project provides partial funding for improvements to the parking lot at Los Paseos Park; a 10.8 acre neighborhood park in Council District 2.

Justification: This project provides funding to reduce the infrastructure backlog.

EXPENDITURE SCHEDULE (000'S)											
Cost Elements	Prior Years	2010-11 Appn.	2010-11 Estimate	2011-12	2012-13	2013-14	2014-15	2015-16	5-Year Total	Beyond 5-Year	Project Total
Construction		62		62					62		62
TOTAL		62		62					62		62

FUNDING SOURCE SCHEDULE (000'S)											
Subdivision Park Trust Fund		62		62					62		62
TOTAL		62		62					62		62

ANNUAL OPERATING BUDGET IMPACT (000'S)

None

Major Changes in Project Cost:
 2009-2013 CIP - increase of \$22,000 due to funding becoming available within the nexus of the park.

Notes:
 This project was previously titled "Los Paseos Park Playground".

FY Initiated:	2007-2008	Redevelopment Area:	N/A
Initial Project Budget:	\$40,000	SNI Area:	N/A
Appn. #:	6045	USGBC LEED:	N/A

Parks and Community Facilities Development - Park Trust Fund

2012-2016 Adopted Capital Improvement Program

Detail of Construction Projects

24. Metcalf Park Perimeter Fencing

CSA:	Neighborhood Services	Initial Start Date:	3rd Qtr. 2010
CSA Outcome:	Safe and Clean Parks, Facilities and Attractions	Revised Start Date:	3rd Qtr. 2011
Department:	Parks, Recreation and Neighborhood Services	Initial Completion Date:	2nd Qtr. 2011
Council District:	2	Revised Completion Date:	2nd Qtr. 2012
Location:	Forsum Road and Forsum Court		

Description: This project provides funding for the installation of a four foot high chain link fence along the perimeter of Metcalf Park; a 6.2 acre neighborhood park in Council District 2.

Justification: This project provides funding for the construction of a chain link fence, which should prevent wild pigs from entering and damaging the turf of the park.

EXPENDITURE SCHEDULE (000'S)											
Cost Elements	Prior Years	2010-11 Appn.	2010-11 Estimate	2011-12	2012-13	2013-14	2014-15	2015-16	5-Year Total	Beyond 5-Year	Project Total
Construction		86		86					86		86
TOTAL		86		86					86		86

FUNDING SOURCE SCHEDULE (000'S)											
Subdivision	Prior Years	2010-11 Appn.	2010-11 Estimate	2011-12	2012-13	2013-14	2014-15	2015-16	5-Year Total	Beyond 5-Year	Project Total
Park Trust Fund		86		86					86		86
TOTAL		86		86					86		86

ANNUAL OPERATING BUDGET IMPACT (000'S)										
None										

Major Changes in Project Cost:

None

Notes:

FY Initiated:	2010-2011	Redevelopment Area:	N/A
Initial Project Budget:	\$86,000	SNI Area:	N/A
Appn. #:	7189	USGBC LEED:	N/A

Parks and Community Facilities Development - Park Trust Fund

2012-2016 Adopted Capital Improvement Program

Detail of Construction Projects

25. Mise Park Sports Field Development

CSA:	Neighborhood Services	Initial Start Date:	1st Qtr. 2011
CSA Outcome:	Vibrant Cultural, Learning and Leisure Opportunities	Revised Start Date:	
Department:	Parks, Recreation and Neighborhood Services	Initial Completion Date:	3rd Qtr. 2012
Council District:	1	Revised Completion Date:	
Location:	Mitty Way and Moorpark Avenue		
Description:	This project provides funding to convert the natural turf softball field to a lighted artificial turf softball field with a soccer overlay at Mise Park; a 11.7 acre neighborhood park in Council District 1.		
Justification:	This project is a high priority for the community and is consistent with the City's Community Sports Field Study adopted by City Council in November 2008.		

EXPENDITURE SCHEDULE (000'S)

Cost Elements	Prior Years	2010-11 Appn.	2010-11 Estimate	2011-12	2012-13	2013-14	2014-15	2015-16	5-Year Total	Beyond 5-Year	Project Total
Construction		1,937	35	1,902					1,902		1,937
TOTAL		1,937	35	1,902					1,902		1,937

FUNDING SOURCE SCHEDULE (000'S)

Subdivision Park Trust Fund		1,937	35	1,902					1,902		1,937
TOTAL		1,937	35	1,902					1,902		1,937

ANNUAL OPERATING BUDGET IMPACT (000'S)

None

Major Changes in Project Cost:

None

Notes:

Additional funding of \$1,563,000 is provided in the Council District 1 Construction and Conveyance Tax Fund (Fund 377) for this project.

FY Initiated:	2010-2011	Redevelopment Area:	N/A
Initial Project Budget:	\$1,937,000	SNI Area:	N/A
Appn. #:	7191	USGBC LEED:	N/A

Parks and Community Facilities Development - Park Trust Fund

2012-2016 Adopted Capital Improvement Program

Detail of Construction Projects

26. Newhall Neighborhood Park

CSA:	Neighborhood Services	Initial Start Date:	1st Qtr. 2007
CSA Outcome:	Safe and Clean Parks, Facilities and Attractions	Revised Start Date:	
Department:	Parks, Recreation and Neighborhood Services	Initial Completion Date:	3rd Qtr. 2009
Council District:	6	Revised Completion Date:	2nd Qtr. 2012
Location:	Newhall Street		

Description: This project provides funding for the design and construction of a 1.5 acre parksite in Council District 6. Project elements will include a gazebo, play lot, benches, open turf, walkways, low fencing around the park, and related landscape improvements.

Justification: This project addresses a lack of recreational space in the Newhall/Campbell neighborhood areas.

EXPENDITURE SCHEDULE (000'S)

Cost Elements	Prior Years	2010-11 Appn.	2010-11 Estimate	2011-12	2012-13	2013-14	2014-15	2015-16	5-Year Total	Beyond 5-Year	Project Total
Development		196									196
Design		97									97
Bid & Award		19	19								19
Construction		1,523	1,130	393					393		1,523
TOTAL		293	1,542	1,149	393				393		1,835

FUNDING SOURCE SCHEDULE (000'S)

Subdivision Park Trust Fund	293	1,542	1,149	393					393		1,835
TOTAL	293	1,542	1,149	393					393		1,835

ANNUAL OPERATING BUDGET IMPACT (000'S)

Maintenance

TOTAL

Major Changes in Project Cost:

None

Notes:

As approved by the City Council at the November 16, 2010 City Council meeting (and revised on the June 14, 2011 City Council meeting), the developer (Sobrato Corporation) will provide \$400,000 to the City for the maintenance of Newhall Park. As part of this memorandum, the City entered into a revised parkland agreement with the developer to provide a \$400,000 credit against their parkland fees. It is anticipated this funding will provide between 17-20 years of maintenance for the park.

FY Initiated:	2007-2008	Redevelopment Area:	N/A
Initial Project Budget:	\$1,835,000	SNI Area:	N/A
Appn. #:	5860	USGBC LEED:	N/A

Parks and Community Facilities Development - Park Trust Fund
2012-2016 Adopted Capital Improvement Program
Detail of Construction Projects

27. Penitencia Creek Park Playground Renovation

CSA:	Neighborhood Services	Initial Start Date:	2nd Qtr. 2010
CSA Outcome:	Safe and Clean Parks, Facilities and Attractions	Revised Start Date:	3rd Qtr. 2010
Department:	Parks, Recreation and Neighborhood Services	Initial Completion Date:	1st Qtr. 2012
Council District:	4	Revised Completion Date:	3rd Qtr. 2012
Location:	Berryessa Road and Summerdale Drive		

Description: This project provides funding to renovate the youth lot and tot lot at Penitencia Creek Park; a 36.0 acre neighborhood park in Council District 4. Project elements may include removal of existing equipment at the play areas, installation of rubber surfacing in the tot lot and swing areas, installation of half rubber and half fibar in the youth area, and installation of new play equipment including swings.

Justification: This project replaces antiquated play equipment, which will improve usage opportunities and meet the recreational needs of the community.

EXPENDITURE SCHEDULE (000'S)

Cost Elements	Prior Years	2010-11 Appn.	2010-11 Estimate	2011-12	2012-13	2013-14	2014-15	2015-16	5-Year Total	Beyond 5-Year	Project Total
Design		183	38	145					145		183
Bid & Award		17		17					17		17
Construction		836		836					836		836
TOTAL		1,036	38	998					998		1,036

FUNDING SOURCE SCHEDULE (000'S)

Subdivision Park Trust Fund	1,036	38	998					998		1,036
TOTAL	1,036	38	998					998		1,036

ANNUAL OPERATING BUDGET IMPACT (000'S)

None

Major Changes in Project Cost:

None

Notes:

FY Initiated:	2009-2010	Redevelopment Area:	N/A
Initial Project Budget:	\$1,036,000	SNI Area:	N/A
Appn. #:	7151	USGBC LEED:	N/A

Parks and Community Facilities Development - Park Trust Fund

2012-2016 Adopted Capital Improvement Program

Detail of Construction Projects

28. Roosevelt Community Center Improvements

CSA:	Neighborhood Services	Initial Start Date:	3rd Qtr. 2011
CSA Outcome:	Vibrant Cultural, Learning and Leisure Opportunities	Revised Start Date:	
Department:	Parks, Recreation and Neighborhood Services	Initial Completion Date:	2nd Qtr. 2012
Council District:	3	Revised Completion Date:	
Location:	901 East Santa Clara Street		

Description: This project provides funding for minor improvements at Roosevelt Community Center. Project elements may include repairing the manual partition in the community room, replacing the existing flooring, and other minor improvements.

Justification: This project provides funding for renovations at the community center, which may improve revenue generation opportunities and reduce the infrastructure backlog.

EXPENDITURE SCHEDULE (000'S)											
Cost Elements	Prior Years	2010-11 Appn.	2010-11 Estimate	2011-12	2012-13	2013-14	2014-15	2015-16	5-Year Total	Beyond 5-Year	Project Total
Construction				135					135		135
TOTAL				135					135		135

FUNDING SOURCE SCHEDULE (000'S)											
Subdivision Park Trust Fund	Prior Years	2010-11 Appn.	2010-11 Estimate	2011-12	2012-13	2013-14	2014-15	2015-16	5-Year Total	Beyond 5-Year	Project Total
Subdivision Park Trust Fund				135					135		135
TOTAL				135					135		135

ANNUAL OPERATING BUDGET IMPACT (000'S)											
None											

Major Changes in Project Cost:

None

Notes:

FY Initiated:	2011-2012	Redevelopment Area:	N/A
Initial Project Budget:	\$135,000	SNI Area:	N/A
Appn. #:	7300	USGBC LEED:	N/A

Parks and Community Facilities Development - Park Trust Fund

2012-2016 Adopted Capital Improvement Program

Detail of Construction Projects

29. Solari Park Sports Field Conversion

CSA:	Neighborhood Services	Initial Start Date:	3rd Qtr. 2010
CSA Outcome:	Vibrant Cultural, Learning and Leisure Opportunities	Revised Start Date:	2nd Qtr. 2010
Department:	Parks, Recreation and Neighborhood Services	Initial Completion Date:	4th Qtr. 2011
Council District:	7	Revised Completion Date:	4th Qtr. 2012
Location:	Cas Drive and Los Arboles Street		
Description:	This project provides funding to upgrade the ball fields at Solari Park; a 8.3 acre neighborhood park in Council District 7. Project elements may include replacing the natural turf in the outfield and infield of the ball field with artificial turf, adding a soccer field overlay, and other minor improvements.		
Justification:	This project is a high priority for the community and is consistent with the City's Community Sports Field Study adopted by City Council in November 2008.		

EXPENDITURE SCHEDULE (000'S)

Cost Elements	Prior Years	2010-11 Appn.	2010-11 Estimate	2011-12	2012-13	2013-14	2014-15	2015-16	5-Year Total	Beyond 5-Year	Project Total
Construction	33	2,117	66	2,051					2,051		2,150
TOTAL	33	2,117	66	2,051					2,051		2,150

FUNDING SOURCE SCHEDULE (000'S)

Subdivision Park Trust Fund	33	2,117	66	2,051					2,051		2,150
TOTAL	33	2,117	66	2,051					2,051		2,150

ANNUAL OPERATING BUDGET IMPACT (000'S)

None

Major Changes in Project Cost:

None

Notes:

Additional funding of \$562,000 is provided in Council District 7 Construction and Conveyance Tax Fund (Fund 385) for this project.

FY Initiated:	2010-2011	Redevelopment Area:	N/A
Initial Project Budget:	\$2,150,000	SNI Area:	N/A
Appn. #:	7202	USGBC LEED:	N/A

Parks and Community Facilities Development - Park Trust Fund

2012-2016 Adopted Capital Improvement Program

Detail of Construction Projects

30. Southside Community Center Improvements

CSA:	Neighborhood Services	Initial Start Date:	3rd Qtr. 2010
CSA Outcome:	Safe and Clean Parks, Facilities and Attractions	Revised Start Date:	4th Qtr. 2010
Department:	Parks, Recreation and Neighborhood Services	Initial Completion Date:	2nd Qtr. 2011
Council District:	2	Revised Completion Date:	2nd Qtr. 2012
Location:	5585 Cottle Road		

Description: This project provides funding to paint the interior of two classrooms, replace the flooring, add more exterior lighting, and seal, coat, and restripe the parking lot at Southside Community Center.

Justification: This project provides funding for improvements at the Southside Community Center, which will reduce safety hazards and make the center more visibly appealing.

EXPENDITURE SCHEDULE (000'S)											
Cost Elements	Prior Years	2010-11 Appn.	2010-11 Estimate	2011-12	2012-13	2013-14	2014-15	2015-16	5-Year Total	Beyond 5-Year	Project Total
Construction		28	28	133					133		161
TOTAL		28	28	133					133		161

FUNDING SOURCE SCHEDULE (000'S)											
Subdivision	Prior Years	2010-11 Appn.	2010-11 Estimate	2011-12	2012-13	2013-14	2014-15	2015-16	5-Year Total	Beyond 5-Year	Project Total
Park Trust Fund		28	28	133					133		161
TOTAL		28	28	133					133		161

ANNUAL OPERATING BUDGET IMPACT (000'S)										
None										

Major Changes in Project Cost:

2012-2016 CIP - increase of \$133,000 due to additional funding becoming available within the nexus of the community center.

Notes:

FY Initiated:	2010-2011	Redevelopment Area:	N/A
Initial Project Budget:	\$28,000	SNI Area:	N/A
Appn. #:	7203	USGBC LEED:	N/A

Parks and Community Facilities Development - Park Trust Fund
2012-2016 Adopted Capital Improvement Program
Detail of Construction Projects

31. Townsend Park Minor Improvements

CSA:	Neighborhood Services	Initial Start Date:	3rd Qtr. 2010
CSA Outcome:	Safe and Clean Parks, Facilities and Attractions	Revised Start Date:	
Department:	Parks, Recreation and Neighborhood Services	Initial Completion Date:	2nd Qtr. 2011
Council District:	4	Revised Completion Date:	2nd Qtr. 2012
Location:	Townsend Avenue and Townsend Circle		
Description:	This project provides funding for minor improvements at Townsend Park; a 8.0 acre neighborhood park in Council District 4. Project elements may include repair and replacement of the decomposed granite path and the par course stations.		
Justification:	This project provides funding for minor improvements at the park, which will improve the safety of park users and reduce the infrastructure backlog.		

EXPENDITURE SCHEDULE (000'S)

Cost Elements	Prior Years	2010-11 Appn.	2010-11 Estimate	2011-12	2012-13	2013-14	2014-15	2015-16	5-Year Total	Beyond 5-Year	Project Total
Construction		50	50	85					85		135
TOTAL		50	50	85					85		135

FUNDING SOURCE SCHEDULE (000'S)

Subdivision Park Trust Fund		50	50	85					85		135
TOTAL		50	50	85					85		135

ANNUAL OPERATING BUDGET IMPACT (000'S)

None

Major Changes in Project Cost:

2012-2016 CIP - increase of \$85,000 due to revisions to the project scope and construction cost elements.

Notes:

FY Initiated:	2010-2011	Redevelopment Area:	N/A
Initial Project Budget:	\$50,000	SNI Area:	N/A
Appn. #:	7207	USGBC LEED:	N/A

Parks and Community Facilities Development - Park Trust Fund

2012-2016 Adopted Capital Improvement Program Detail of Construction Projects

32. Watson Park Phase II Development (Soccer Field)

CSA:	Neighborhood Services	Initial Start Date:	1st Qtr. 2010
CSA Outcome:	Vibrant Cultural, Learning and Leisure Opportunities	Revised Start Date:	
Department:	Parks, Recreation and Neighborhood Services	Initial Completion Date:	2nd Qtr. 2011
Council District:	3	Revised Completion Date:	4th Qtr. 2011
Location:	Jackson Street and 22nd Street		

Description: This project provides funding for the design and construction of a lighted artificial soccer field and related parking and road improvements at Watson Park; a 26.6 acre neighborhood park in Council District 3.

Justification: This project is a high priority for the community and is consistent with the City's Community Sports Field Study adopted by City Council in November 2008.

EXPENDITURE SCHEDULE (000'S)											
Cost Elements	Prior Years	2010-11 Appn.	2010-11 Estimate	2011-12	2012-13	2013-14	2014-15	2015-16	5-Year Total	Beyond 5-Year	Project Total
Design	49										49
Construction		1,667	1,466	201					201		1,667
TOTAL	49	1,667	1,466	201					201		1,716

FUNDING SOURCE SCHEDULE (000'S)											
Subdivision Park Trust Fund	Prior Years	2010-11 Appn.	2010-11 Estimate	2011-12	2012-13	2013-14	2014-15	2015-16	5-Year Total	Beyond 5-Year	Project Total
Subdivision Park Trust Fund	49	1,667	1,466	201					201		1,716
TOTAL	49	1,667	1,466	201					201		1,716

ANNUAL OPERATING BUDGET IMPACT (000'S)											
Maintenance* Operating*	Prior Years	2010-11 Appn.	2010-11 Estimate	2011-12	2012-13	2013-14	2014-15	2015-16	5-Year Total	Beyond 5-Year	Project Total
TOTAL											

Major Changes in Project Cost:

None

Notes:

Additional funding of \$404,000 is provided in the Council District 3 Construction and Conveyance Tax Fund (Fund 380) for this project.

* As discussed in the 2010-2011 Adopted Operating Budget, the Parks, Recreation and Neighborhood Services Department will operate this new facility with existing resources.

FY Initiated:	2009-2010	Redevelopment Area:	Yes
Initial Project Budget:	\$1,716,000	SNI Area:	Thirteenth Street
Appn. #:	7153	USGBC LEED:	N/A

Parks and Community Facilities Development - Park Trust Fund
2012-2016 Adopted Capital Improvement Program
Detail of Construction Projects

33. Willow Glen Community Center Minor Improvements

CSA:	Neighborhood Services	Initial Start Date:	3rd Qtr. 2010
CSA Outcome:	Safe and Clean Parks, Facilities and Attractions	Revised Start Date:	1st Qtr. 2011
Department:	Parks, Recreation and Neighborhood Services	Initial Completion Date:	2nd Qtr. 2011
Council District:	6	Revised Completion Date:	2nd Qtr. 2012
Location:	2175 Lincoln Avenue		

Description: This project provides funding for minor improvements at Willow Glen Community Center. Project elements may include the replacement of the flooring and windows at the center and the installation of a new electronic marquee sign at the entrance of the center.

Justification: This project provides funding for improvements at Willow Glen Community Center, which will improve safety for all community center patrons and increase awareness of the center.

EXPENDITURE SCHEDULE (000'S)											
Cost Elements	Prior Years	2010-11 Appn.	2010-11 Estimate	2011-12	2012-13	2013-14	2014-15	2015-16	5-Year Total	Beyond 5-Year	Project Total
Construction		150	47	103					103		150
TOTAL		150	47	103					103		150

FUNDING SOURCE SCHEDULE (000'S)											
Subdivision	Prior Years	2010-11 Appn.	2010-11 Estimate	2011-12	2012-13	2013-14	2014-15	2015-16	5-Year Total	Beyond 5-Year	Project Total
Park Trust Fund		150	47	103					103		150
TOTAL		150	47	103					103		150

ANNUAL OPERATING BUDGET IMPACT (000'S)										
None										

Major Changes in Project Cost:
None

Notes:

FY Initiated:	2010-2011	Redevelopment Area:	N/A
Initial Project Budget:	\$150,000	SNI Area:	N/A
Appn. #:	7222	USGBC LEED:	N/A

Parks and Community Facilities Development - Park Trust Fund

2012-2016 Adopted Capital Improvement Program

Detail of Construction Projects

34. Bernal Park Expansion Public Art

CSA:	Neighborhood Services	Initial Start Date:	N/A
CSA Outcome:	Vibrant Cultural, Learning and Leisure Opportunities	Revised Start Date:	
Department:	Economic Development	Initial Completion Date:	N/A
Council District:	3	Revised Completion Date:	
Location:	7th Street and Hedding Street		

Description: This allocation provides funding for the required two percent allocation for the public art/artistic design element of qualifying projects. This allocation is in compliance with the City Council adoption of the revised Public Art Master Plan on March 13, 2007, where public art allocations that were previously programmed or appropriated are not subject to the revisions of the Public Art Master Plan.

Justification: This allocation is required to comply with the revisions to the Public Art Master Plan adopted by the City Council on March 13, 2007.

EXPENDITURE SCHEDULE (000'S)

Cost Elements	Prior Years	2010-11 Appn.	2010-11 Estimate	2011-12	2012-13	2013-14	2014-15	2015-16	5-Year Total	Beyond 5-Year	Project Total
Public Art	11	29	2	27					27		40
TOTAL	11	29	2	27					27		40

FUNDING SOURCE SCHEDULE (000'S)

Subdivision Park Trust Fund	11	29	2	27					27		40
TOTAL	11	29	2	27					27		40

ANNUAL OPERATING BUDGET IMPACT (000'S)

None

Major Changes in Project Cost:

None

Notes:

This public art allocation was previously incorporated into a centralized "Public Art - Park Trust Fund" project.

FY Initiated:	2005-2006	Redevelopment Area:	N/A
Initial Project Budget:	\$40,000	SNI Area:	N/A
Appn. #:	5081	USGBC LEED:	N/A

Parks and Community Facilities Development - Park Trust Fund

2012-2016 Adopted Capital Improvement Program Detail of Construction Projects

35. Bestor Art Park Development Public Art

CSA:	Neighborhood Services	Initial Start Date:	N/A
CSA Outcome:	Vibrant Cultural, Learning and Leisure Opportunities	Revised Start Date:	
Department:	Economic Development	Initial Completion Date:	N/A
Council District:	3	Revised Completion Date:	
Location:	Sixth Street and Bestor Street		

Description: This allocation provides funding for the required two percent allocation for the public art/artistic design element of qualifying projects. This allocation is in compliance with the City Council adoption of the revised Public Art Master Plan on March 13, 2007, where public art allocations that were previously programmed or appropriated are not subject to the revisions of the Public Art Master Plan.

Justification: This allocation is required to comply with the revisions to the Public Art Master Plan adopted by the City Council on March 13, 2007.

EXPENDITURE SCHEDULE (000'S)											
Cost Elements	Prior Years	2010-11 Appn.	2010-11 Estimate	2011-12	2012-13	2013-14	2014-15	2015-16	5-Year Total	Beyond 5-Year	Project Total
Public Art	5	1		1					1		6
TOTAL	5	1		1					1		6

FUNDING SOURCE SCHEDULE (000'S)											
Subdivision Park Trust Fund	Prior Years	2010-11 Appn.	2010-11 Estimate	2011-12	2012-13	2013-14	2014-15	2015-16	5-Year Total	Beyond 5-Year	Project Total
Subdivision Park Trust Fund	5	1		1					1		6
TOTAL	5	1		1					1		6

ANNUAL OPERATING BUDGET IMPACT (000'S)

None

Major Changes in Project Cost:

None

Notes:

This public art allocation was previously incorporated into a centralized "Public Art - Park Trust Fund" project.

FY Initiated:	2005-2006	Redevelopment Area:	N/A
Initial Project Budget:	\$6,000	SNI Area:	N/A
Appn. #:	5082	USGBC LEED:	N/A

Parks and Community Facilities Development - Park Trust Fund

2012-2016 Adopted Capital Improvement Program

Detail of Construction Projects

36. Columbus Park Restroom and Ball Fields Public Art

CSA:	Neighborhood Services	Initial Start Date:	N/A
CSA Outcome:	Vibrant Cultural, Learning and Leisure Opportunities	Revised Start Date:	
Department:	Economic Development	Initial Completion Date:	N/A
Council District:	3	Revised Completion Date:	
Location:	Taylor Street and Spring Street		

Description: This allocation provides funding for the required two percent allocation for the public art/artistic design element of qualifying projects. This allocation is in compliance with the Council adoption of the revised Public Art Master Plan on March 13, 2007, where public art allocations that were previously programmed or appropriated are not subject to the revisions of the Public Art Master Plan.

Justification: This allocation is required to comply with the revisions to the Public Art Master Plan adopted by the City Council on March 13, 2007.

EXPENDITURE SCHEDULE (000'S)

Cost Elements	Prior Years	2010-11 Appn.	2010-11 Estimate	2011-12	2012-13	2013-14	2014-15	2015-16	5-Year Total	Beyond 5-Year	Project Total
Public Art	12	1		1					1		13
TOTAL	12	1		1					1		13

FUNDING SOURCE SCHEDULE (000'S)

Subdivision Park Trust Fund	12	1		1					1		13
TOTAL	12	1		1					1		13

ANNUAL OPERATING BUDGET IMPACT (000'S)

None

Major Changes in Project Cost:

None

Notes:

This public art allocation was previously incorporated into a centralized "Public Art - Park Trust Fund" project.

FY Initiated:	2005-2006	Redevelopment Area:	N/A
Initial Project Budget:	\$13,000	SNI Area:	N/A
Appn. #:	5090	USGBC LEED:	N/A

Parks and Community Facilities Development - Park Trust Fund
2012-2016 Adopted Capital Improvement Program
Detail of Construction Projects

37. Penitencia Creek Park Dog Park Public Art

CSA:	Neighborhood Services	Initial Start Date:	N/A
CSA Outcome:	Vibrant Cultural, Learning and Leisure Opportunities	Revised Start Date:	
Department:	Economic Development	Initial Completion Date:	N/A
Council District:	4	Revised Completion Date:	
Location:	Eversole Drive and Penitencia Creek Road		

Description: This allocation provides funding for the required two percent allocation for the public art/artistic design element of qualifying projects. This allocation is in compliance with the Council adoption of the revised Public Art Master Plan on March 13, 2007, where public art allocations that were previously programmed or appropriated are not subject to the revisions of the Public Art Master Plan.

Justification: This allocation is required to comply with the revisions to the Public Art Master Plan adopted by the City Council on March 13, 2007.

EXPENDITURE SCHEDULE (000'S)											
Cost Elements	Prior Years	2010-11 Appn.	2010-11 Estimate	2011-12	2012-13	2013-14	2014-15	2015-16	5-Year Total	Beyond 5-Year	Project Total
Public Art		14		14					14		14
TOTAL		14		14					14		14

FUNDING SOURCE SCHEDULE (000'S)											
Subdivision	Prior Years	2010-11 Appn.	2010-11 Estimate	2011-12	2012-13	2013-14	2014-15	2015-16	5-Year Total	Beyond 5-Year	Project Total
Park Trust Fund		14		14					14		14
TOTAL		14		14					14		14

ANNUAL OPERATING BUDGET IMPACT (000'S)

None

Major Changes in Project Cost:
None

Notes:

FY Initiated:	2006-2007	Redevelopment Area:	N/A
Initial Project Budget:	\$14,000	SNI Area:	N/A
Appn. #:	4665	USGBC LEED:	N/A

Parks and Community Facilities Development - Park Trust Fund

2012-2016 Adopted Capital Improvement Program

Detail of Construction Projects

38. West Community Joint Facility Public Art

CSA:	Neighborhood Services	Initial Start Date:	N/A
CSA Outcome:	Vibrant Cultural, Learning and Leisure Opportunities	Revised Start Date:	
Department:	Economic Development	Initial Completion Date:	N/A
Council District:	1	Revised Completion Date:	
Location:	Williams Road and Boynton Avenue		

Description: This allocation provides funding for the required two percent allocation for the public art/artistic design element of qualifying projects. This allocation is in compliance with the City Council adoption of the revised Public Art Master Plan on March 13, 2007, where public art allocations that were previously programmed or appropriated are not subject to the revisions of the Public Art Master Plan.

Justification: This allocation is required to comply with the revisions to the Public Art Master Plan adopted by the City Council on March 13, 2007.

EXPENDITURE SCHEDULE (000'S)

Cost Elements	Prior Years	2010-11 Appn.	2010-11 Estimate	2011-12	2012-13	2013-14	2014-15	2015-16	5-Year Total	Beyond 5-Year	Project Total
Public Art		4		4					4		4
TOTAL		4		4					4		4

FUNDING SOURCE SCHEDULE (000'S)

Subdivision Park Trust Fund		4		4					4		4
TOTAL		4		4					4		4

ANNUAL OPERATING BUDGET IMPACT (000'S)

None

Major Changes in Project Cost:

None

Notes:

This public art allocation was previously incorporated into a centralized "Public Art - Park Trust Fund" project.

FY Initiated:	2005-2006	Redevelopment Area:	N/A
Initial Project Budget:	\$4,000	SNI Area:	N/A
Appn. #:	5132	USGBC LEED:	N/A

Parks and Community Facilities Development - Park Trust Fund
2012-2016 Adopted Capital Improvement Program
Detail of Construction Projects

39. TRAIL: Coyote Creek (Highway 237 Bikeway to Tasman Drive)

CSA: Neighborhood Services **Initial Start Date:** 4th Qtr. 2011
CSA Outcome: Vibrant Cultural, Learning and Leisure **Revised Start Date:**
Initial Completion Date: 2nd Qtr. 2013
Department: Parks, Recreation and Neighborhood Services **Revised Completion Date:**
Council District: 4
Location: Coyote Creek; between Highway 237 and Tasman Drive
Description: This project provides partial funding for the design and construction of a 1.1 mile trail along Coyote Creek; from the Highway 237 Bikeway to Tasman Drive. Project elements include construction of a 1.1 mile paved trail, park benches, lighting, signage, and landscaping.
Justification: This project provides funding to develop a trail system consistent with Greenprint goals.

EXPENDITURE SCHEDULE (000'S)											
Cost Elements	Prior Years	2010-11 Appn.	2010-11 Estimate	2011-12	2012-13	2013-14	2014-15	2015-16	5-Year Total	Beyond 5-Year	Project Total
Design				144					144		144
Bid & Award				20					20		20
Construction				636					636		636
TOTAL				800					800		800

FUNDING SOURCE SCHEDULE (000'S)										
Subdivision Park Trust Fund	2010-11 Appn.	2010-11 Estimate	2011-12	2012-13	2013-14	2014-15	2015-16	5-Year Total	Beyond 5-Year	Project Total
Subdivision Park Trust Fund			800					800		800
TOTAL			800					800		800

ANNUAL OPERATING BUDGET IMPACT (000'S)										
Maintenance Operating	2010-11 Appn.	2010-11 Estimate	2011-12	2012-13	2013-14	2014-15	2015-16	5-Year Total	Beyond 5-Year	Project Total
Maintenance					13	13	14			
Operating					2	2	2			
TOTAL					15	15	16			

Major Changes in Project Cost:

None

Notes:

Additional funding of \$500,000 is provided in the Construction Excise Tax Fund (Fund 465) and is displayed in the Traffic Capital Program. The Parks, Recreation and Neighborhood Services Department received a grant totaling \$350,000 from Caltrans under the Environmental Enhancement and Mitigation Program (EEMP). Once this funding is received the Park Trust Fund will be reimbursed accordingly. The acceptance of the EEMP grant was contingent upon receiving a \$1,000,000 grant from the Metropolitan Transportation Commission (MTC) under the Community Design and Transportation program. The MTC grant was not approved, however, with \$500,000 from the Traffic Capital Program and a new lower cost estimate for the project, accepting the EEMP grant ensures sufficient funding is available for the project (based on current project cost estimates). A separate grant application has been submitted to Caltrans under the Bicycle Transportation Account (BTA) program. If the grant is awarded, the Construction Excise Tax Fund and the Park Trust Fund may be fully reimbursed.

FY Initiated:	2011-2012	Redevelopment Area:	N/A
Initial Project Budget:	\$800,000	SNI Area:	N/A
Appn. #:	7301	USGBC LEED:	N/A

Parks and Community Facilities Development - Park Trust Fund

2012-2016 Adopted Capital Improvement Program Detail of Construction Projects

40. TRAIL: Coyote Creek (Highway 237 to Story Road)

CSA:	Neighborhood Services	Initial Start Date:	4th Qtr. 2008
CSA Outcome:	Vibrant Cultural, Learning and Leisure Opportunities	Revised Start Date:	
Department:	Parks, Recreation and Neighborhood Services	Initial Completion Date:	2nd Qtr. 2010
Council District:	4	Revised Completion Date:	3rd Qtr. 2011
Location:	Coyote Creek Trail; Highway 237 to Story Road		

Description: This project provides funding for the preparation of a master plan and federally compliant environmental review documents, for the future development of an additional nine miles of the Coyote Creek Trail. When completed, this reach would extend from Highway 237 to Story Road.

Justification: This is a Greenprint-defined project, which results in a recreational trail consistent with the City master plan for the Coyote Creek Trail.

EXPENDITURE SCHEDULE (000'S)

Cost Elements	Prior Years	2010-11 Appn.	2010-11 Estimate	2011-12	2012-13	2013-14	2014-15	2015-16	5-Year Total	Beyond 5-Year	Project Total
Development	744	306	275	31					31		1,050
TOTAL	744	306	275	31					31		1,050

FUNDING SOURCE SCHEDULE (000'S)

Subdivision Park Trust Fund	744	306	275	31					31		1,050
TOTAL	744	306	275	31					31		1,050

ANNUAL OPERATING BUDGET IMPACT (000'S)

None

Major Changes in Project Cost:

None

Notes:

A grant totaling \$3,317,000 was awarded from the Federal Government through the Safe, Accountable, Flexible, Efficient Transportation Equity Act: A Legacy for Users (SAFETEA-LU) grant for the design and construction of a portion of this trail segment. The Revised Completion Date displayed above refers to the completion of a master plan and environmental documents only.

FY Initiated:	2007-2008	Redevelopment Area:	N/A
Initial Project Budget:	\$991,000	SNI Area:	N/A
Appn. #:	6262	USGBC LEED:	N/A

Parks and Community Facilities Development - Park Trust Fund
2012-2016 Adopted Capital Improvement Program
Detail of Construction Projects

41. TRAIL: Highway 237 Bikeway

CSA: Neighborhood Services **Initial Start Date:** 1st Qtr. 2011
CSA Outcome: Safe and Clean Parks, Facilities and Attractions **Revised Start Date:**
Department: Parks, Recreation and Neighborhood Services **Initial Completion Date:** 4th Qtr. 2011
Council District: 4 **Revised Completion Date:**
Location: Highway 237; Zanker Road to Coyote Creek Trail
Description: This project provides funding for the construction of a 0.6 mile paved trail along Highway 237; spanning from Zanker Road to the Coyote Creek Trail.
Justification: This project provides funding to develop a trail system consistent with Greenprint goals.

EXPENDITURE SCHEDULE (000'S)											
Cost Elements	Prior Years	2010-11 Appn.	2010-11 Estimate	2011-12	2012-13	2013-14	2014-15	2015-16	5-Year Total	Beyond 5-Year	Project Total
Construction		327	149	178					178		327
TOTAL		327	149	178					178		327

FUNDING SOURCE SCHEDULE (000'S)											
Cost Elements	Prior Years	2010-11 Appn.	2010-11 Estimate	2011-12	2012-13	2013-14	2014-15	2015-16	5-Year Total	Beyond 5-Year	Project Total
Subdivision Park Trust Fund		327	149	178					178		327
TOTAL		327	149	178					178		327

ANNUAL OPERATING BUDGET IMPACT (000'S)

None

Major Changes in Project Cost:

None

Notes:

Additional funding is provided in the Council District 4 Construction and Conveyance Tax Fund (Fund 381 - \$23,000) and the Construction Excise Tax Fund (Fund 465 - \$350,000; displayed in the Traffic Capital Program) for this project.

FY Initiated:	2010-2011	Redevelopment Area:	N/A
Initial Project Budget:	\$327,000	SNI Area:	N/A
Appn. #:	7271	USGBC LEED:	N/A

Parks and Community Facilities Development - Park Trust Fund

2012-2016 Adopted Capital Improvement Program

Detail of Construction Projects

42. TRAIL: Lower Guadalupe River (Gold Street to Highway 880)

CSA:	Neighborhood Services	Initial Start Date:	3rd Qtr. 2008
CSA Outcome:	Vibrant Cultural, Learning and Leisure Opportunities	Revised Start Date:	
Department:	Parks, Recreation and Neighborhood Services	Initial Completion Date:	3rd Qtr. 2010
Council District:	4	Revised Completion Date:	1st Qtr. 2013
Location:	Lower Guadalupe River; Gold Street to Highway 880		

Description: This project provides partial funding for the preparation of construction documents, environmental review reports, for the construction of an additional 6.4 miles of the Lower Guadalupe River Trail.

Justification: This project provides funding to develop a trail system consistent with Greenprint goals and as defined by the Lower Guadalupe River Trail Master Plan.

EXPENDITURE SCHEDULE (000'S)											
Cost Elements	Prior Years	2010-11 Appn.	2010-11 Estimate	2011-12	2012-13	2013-14	2014-15	2015-16	5-Year Total	Beyond 5-Year	Project Total
Design	1,659	240	95	145					145		1,899
Construction				4,116					4,116		4,116
TOTAL	1,659	240	95	4,261					4,261		6,015

FUNDING SOURCE SCHEDULE (000'S)											
Subdivision Park Trust Fund	Prior Years	2010-11 Appn.	2010-11 Estimate	2011-12	2012-13	2013-14	2014-15	2015-16	5-Year Total	Beyond 5-Year	Project Total
Subdivision Park Trust Fund	1,659	240	95	4,261					4,261		6,015
TOTAL	1,659	240	95	4,261					4,261		6,015

ANNUAL OPERATING BUDGET IMPACT (000'S)											
Maintenance*	Prior Years	2010-11 Appn.	2010-11 Estimate	2011-12	2012-13	2013-14	2014-15	2015-16	5-Year Total	Beyond 5-Year	Project Total
Operating*											
TOTAL											

Major Changes in Project Cost:

2012-2016 CIP - increase of \$4.1 million due to the project budget initially only including funding for design. However, funding for construction has been added to the project budget beginning in 2011-2012.

Notes:

Additional funding of \$1,970,000 is provided in the Council District 4 Construction and Conveyance Tax Fund (Fund 381) for this project. This project will receive \$6,039,000 from the Federal Government through the Safe, Accountable, Flexible, Efficient Transportation Equity Act: A Legacy for Users (SAFETEA-LU) grant.

* The operating and maintenance impacts associated with this trail are displayed in the Council District 4 Construction and Conveyance Tax Fund.

FY Initiated:	2007-2008	Redevelopment Area:	N/A
Initial Project Budget:	\$1,819,000	SNI Area:	N/A
Appn. #:	6261	USGBC LEED:	N/A

Parks and Community Facilities Development - Park Trust Fund
2012-2016 Adopted Capital Improvement Program
Detail of Construction Projects

43. TRAIL: Lower Silver Creek Reach VI (Dobern Bridge to Foxdale Drive)

CSA:	Neighborhood Services	Initial Start Date:	4th Qtr. 2010
CSA Outcome:	Vibrant Cultural, Learning and Leisure Opportunities	Revised Start Date:	3rd Qtr. 2010
Department:	Parks, Recreation and Neighborhood Services	Initial Completion Date:	2nd Qtr. 2011
Council District:	5	Revised Completion Date:	4th Qtr. 2011
Location:	Lower Silver Creek Trail; Dobern Bridge to Foxdale Drive		
Description:	This project provides funding to design improvements for an existing pathway that crosses Capitol Park. Project elements include demolishing the existing concrete pathway, constructing a 0.3 mile paved trail, and installing signage to inform trail users of discontinuous trail reaches.		
Justification:	This project provides funding to develop a trail system consistent with Greenprint goals.		

EXPENDITURE SCHEDULE (000'S)											
Cost Elements	Prior Years	2010-11 Appn.	2010-11 Estimate	2011-12	2012-13	2013-14	2014-15	2015-16	5-Year Total	Beyond 5-Year	Project Total
Construction		235	68	167					167		235
TOTAL		235	68	167					167		235
FUNDING SOURCE SCHEDULE (000'S)											
Subdivision Park Trust Fund		235	68	167					167		235
TOTAL		235	68	167					167		235
ANNUAL OPERATING BUDGET IMPACT (000'S)											
None											

Major Changes in Project Cost:

None

Notes:

Additional funding of \$281,000 is provided in the Council District 5 Construction and Conveyance Tax Fund (Fund 382) for this project.

FY Initiated:	2010-2011	Redevelopment Area:	N/A
Initial Project Budget:	\$235,000	SNI Area:	N/A
Appn. #:	7215	USGBC LEED:	N/A

Parks and Community Facilities Development - Park Trust Fund

2012-2016 Adopted Capital Improvement Program

Detail of Construction Projects

44. TRAIL: Penitencia Creek Reach 1B (Noble Avenue to Dorel Drive)

CSA:	Neighborhood Services	Initial Start Date:	2nd Qtr. 2012
CSA Outcome:	Vibrant Cultural, Learning and Leisure Opportunities	Revised Start Date:	
Department:	Parks, Recreation and Neighborhood Services	Initial Completion Date:	2nd Qtr. 2014
Council District:	4	Revised Completion Date:	
Location:	Penitencia Creek; between Noble Avenue and Dorel Drive		

Description: This project provides partial funding for the design and construction of a 0.35 mile paved trail along Penitencia Creek. When completed, this trail will extend from Noble Avenue to Dorel Drive, leading to Alum Rock Park. Project elements include construction of a 0.35 mile trail, signage, striping, and a gateway.

Justification: This project provides funding to develop a trail system consistent with Greenprint goals and as defined by the Penitencia Creek Trail Reach I Master Plan.

EXPENDITURE SCHEDULE (000'S)											
Cost Elements	Prior Years	2010-11 Appn.	2010-11 Estimate	2011-12	2012-13	2013-14	2014-15	2015-16	5-Year Total	Beyond 5-Year	Project Total
Construction				1,200					1,200		1,200
TOTAL				1,200					1,200		1,200

FUNDING SOURCE SCHEDULE (000'S)											
Subdivision Park Trust Fund				1,200					1,200		1,200
TOTAL				1,200					1,200		1,200

ANNUAL OPERATING BUDGET IMPACT (000'S)											
Maintenance*											
Operating*											
TOTAL											

Major Changes in Project Cost:

None

Notes:

Additional funding of \$300,000 is provided in the Council District 4 Construction and Conveyance Tax Fund (Fund 381) for this project. A grant totaling \$300,000 has been awarded from the Santa Clara Valley Water District for this project. Once this funding is received, the Council District 4 Construction and Conveyance Tax Fund will be reimbursed accordingly.

* The operating and maintenance impact associated with this trail is displayed in the Council District 4 Construction and Conveyance Tax Fund.

FY Initiated:	2011-2012	Redevelopment Area:	N/A
Initial Project Budget:	\$1,200,000	SNI Area:	N/A
Appn. #:	7305	USGBC LEED:	N/A

Parks and Community Facilities Development - Park Trust Fund
2012-2016 Adopted Capital Improvement Program
Detail of Construction Projects

45. TRAIL: Thompson Creek (Aborn Road to Tully Road)

CSA:	Neighborhood Services	Initial Start Date:	3rd Qtr. 2008
CSA Outcome:	Vibrant Cultural, Learning and Leisure Opportunities	Revised Start Date:	
Department:	Parks, Recreation and Neighborhood Services	Initial Completion Date:	3rd Qtr. 2009
Council District:	8	Revised Completion Date:	4th Qtr. 2011
Location:	Thompson Creek; Aborn Road to Tully Road		

Description: This project provides partial funding for the preparation of construction documents for the development of a segment of the Thompson Creek Trail from Aborn Road to Tully Road.

Justification: This project provides funding for the preparation of construction documents.

EXPENDITURE SCHEDULE (000'S)											
Cost Elements	Prior Years	2010-11 Appn.	2010-11 Estimate	2011-12	2012-13	2013-14	2014-15	2015-16	5-Year Total	Beyond 5-Year	Project Total
Development	108	362	69	293					293		470
TOTAL	108	362	69	293					293		470
FUNDING SOURCE SCHEDULE (000'S)											
Subdivision Park Trust Fund	108	362	69	293					293		470
TOTAL	108	362	69	293					293		470
ANNUAL OPERATING BUDGET IMPACT (000'S)											
None											

Major Changes in Project Cost:
None

Notes:
The Parks, Recreation and Neighborhood Services Department will be seeking grant funding for the construction of this trail. The Revised Completion Date displayed above refers to completion of construction documents only.

FY Initiated:	2008-2009	Redevelopment Area:	N/A
Initial Project Budget:	\$471,000	SNI Area:	N/A
Appn. #:	6398	USGBC LEED:	N/A

Parks and Community Facilities Development - Park Trust Fund

2012-2016 Adopted Capital Improvement Program

Detail of Construction Projects

46. TRAIL: Thompson Creek (Tully Road to Quimby Road)

CSA:	Neighborhood Services	Initial Start Date:	4th Qtr. 2011
CSA Outcome:	Vibrant Cultural, Learning and Leisure Opportunities	Revised Start Date:	
Department:	Parks, Recreation and Neighborhood Services	Initial Completion Date:	1st Qtr. 2013
Council District:	8	Revised Completion Date:	
Location:	Thompson Creek; between Tully Road and Quimby Road		

Description: This project provides partial funding for improvements along Thompson Creek Trail; from Tully Road to Quimby Road. Project elements include installation of signage, repairs to the trestle structure, construction of a paved surface upon an existing maintenance road, and installation of fencing.

Justification: This project provides funding to develop a trail system consistent with Greenprint goals.

EXPENDITURE SCHEDULE (000'S)											
Cost Elements	Prior Years	2010-11 Appn.	2010-11 Estimate	2011-12	2012-13	2013-14	2014-15	2015-16	5-Year Total	Beyond 5-Year	Project Total
Construction				476					476		476
TOTAL				476					476		476

FUNDING SOURCE SCHEDULE (000'S)											
Subdivision Park Trust Fund				476					476		476
TOTAL				476					476		476

ANNUAL OPERATING BUDGET IMPACT (000'S)											
None											

Major Changes in Project Cost:

None

Notes:

Additional funding of \$415,000 is provided in the Council District 8 Construction and Conveyance Tax Fund (Fund 386) for this project. A grant application totaling \$200,000 was submitted to the California State Parks under the Habitat Conservation Program. If the grant is awarded, the Council District 8 Construction and Conveyance Tax Fund will be reimbursed accordingly.

FY Initiated:	2011-2012	Redevelopment Area:	N/A
Initial Project Budget:	\$476,000	SNI Area:	N/A
Appn. #:	7306	USGBC LEED:	N/A

Parks and Community Facilities Development - Park Trust Fund
2012-2016 Adopted Capital Improvement Program
Detail of Construction Projects

47. TRAIL: Three Creeks Interim Improvements and Trestle Bridge

CSA:	Neighborhood Services	Initial Start Date:	3rd Qtr. 2011
CSA Outcome:	Vibrant Cultural, Learning and Leisure Opportunities	Revised Start Date:	
Department:	Parks, Recreation and Neighborhood Services	Initial Completion Date:	4th Qtr. 2012
Council District:	6	Revised Completion Date:	
Location:	Coe Avenue to Minnesota Avenue		

Description: This project provides partial funding for minor improvements along the Three Creeks Trail. Project elements include the installation of signage, renovations to the trestle structure, and installation of fencing. These improvements will allow pedestrian and bicyclists to safely access the open space.

Justification: This project provides funding to develop a trail system consistent with Greenprint goals.

EXPENDITURE SCHEDULE (000'S)											
Cost Elements	Prior Years	2010-11 Appn.	2010-11 Estimate	2011-12	2012-13	2013-14	2014-15	2015-16	5-Year Total	Beyond 5-Year	Project Total
Construction				650					650		650
TOTAL				650					650		650

FUNDING SOURCE SCHEDULE (000'S)											
Subdivision Park Trust Fund	Prior Years	2010-11 Appn.	2010-11 Estimate	2011-12	2012-13	2013-14	2014-15	2015-16	5-Year Total	Beyond 5-Year	Project Total
Subdivision Park Trust Fund				650					650		650
TOTAL				650					650		650

ANNUAL OPERATING BUDGET IMPACT (000'S)

Maintenance*
Operating*

TOTAL

Major Changes in Project Cost:

None

Notes:

Additional funding of \$215,000 is provided in the Council District 6 Construction and Conveyance Tax Fund (Fund 384) for this project. A grant for \$215,000 has been awarded from the Santa Clara County Open Space Authority for this project. Once this funding is received, the Council District 6 Construction and Conveyance Tax Fund will be reimbursed accordingly. A second grant application for \$450,000 has been submitted to the Santa Clara Valley Water District. If the grant is awarded, the Park Trust Fund will be partially reimbursed.

* The operating and maintenance impact associated with this new trail is displayed in the Council District 6 Construction and Conveyance Tax Fund.

FY Initiated:	2011-2012	Redevelopment Area:	N/A
Initial Project Budget:	\$650,000	SNI Area:	N/A
Appn. #:	7307	USGBC LEED:	N/A

Parks and Community Facilities Development - Park Trust Fund

2012-2016 Adopted Capital Improvement Program

Detail of Non-Construction Projects

48. Alum Rock School District Sports Field Partnership (Sheppard Middle School)

CSA: Neighborhood Services
CSA Outcome: Vibrant Cultural, Learning and Leisure Opportunities
Department: Parks, Recreation and Neighborhood Services
Description: This allocation provides partial funding for a joint-use agreement with the Alum Rock School District to construct an artificial turf soccer field at Sheppard Middle School for San José residents and youth.

EXPENDITURE SCHEDULE (000'S)											
Cost Elements	Prior Years	2010-11 Appn.	2010-11 Estimate	2011-12	2012-13	2013-14	2014-15	2015-16	5-Year Total	Beyond 5-Year	Project Total
Joint Use Agreement		377	377	236					236		613
TOTAL		377	377	236					236		613

FUNDING SOURCE SCHEDULE (000'S)											
Subdivision Park Trust Fund	Prior Years	2010-11 Appn.	2010-11 Estimate	2011-12	2012-13	2013-14	2014-15	2015-16	5-Year Total	Beyond 5-Year	Project Total
Subdivision Park Trust Fund		377	377	236					236		613
TOTAL		377	377	236					236		613

Notes:

Additional funding of \$1,387,000 is provided in the Council District 5 Construction and Conveyance Tax Fund (Fund 382) for this joint-use agreement. This project is not anticipated to have a negative impact on the General Fund as revenues are expected to equal or exceed operating and maintenance costs.

Appn. #: 7169

49. Cahill Park Study

CSA: Neighborhood Services
CSA Outcome: Safe and Clean Parks, Facilities and Attractions
Department: Parks, Recreation and Neighborhood Services
Description: This allocation provides funding to conduct a study on the soil and water at Cahill Park to determine the cause(s) of the poor turf conditions at the park.

EXPENDITURE SCHEDULE (000'S)											
Cost Elements	Prior Years	2010-11 Appn.	2010-11 Estimate	2011-12	2012-13	2013-14	2014-15	2015-16	5-Year Total	Beyond 5-Year	Project Total
Master Plan/Study				40					40		40
TOTAL				40					40		40

FUNDING SOURCE SCHEDULE (000'S)											
Subdivision Park Trust Fund	Prior Years	2010-11 Appn.	2010-11 Estimate	2011-12	2012-13	2013-14	2014-15	2015-16	5-Year Total	Beyond 5-Year	Project Total
Subdivision Park Trust Fund				40					40		40
TOTAL				40					40		40

Appn. #: 7295

Parks and Community Facilities Development - Park Trust Fund
2012-2016 Adopted Capital Improvement Program
Detail of Non-Construction Projects

50. Capital Program and Public Works Department Support Service Costs

CSA: Neighborhood Services
CSA Outcome: Safe and Clean Parks, Facilities and Attractions
Department: Parks, Recreation and Neighborhood Services
Description: This allocation funds capital program and Public Works Department support service costs. Capital program support service costs includes the cost of the Capital Project Management System, the bid and award process, labor compliance review, performance measurement reporting, and updates of policies and specifications. Public Works Department support service costs include items such as management, staff support, fiscal services, technical support, and procurement services.

EXPENDITURE SCHEDULE (000'S)											
Cost Elements	Prior Years	2010-11 Appn.	2010-11 Estimate	2011-12	2012-13	2013-14	2014-15	2015-16	5-Year Total	Beyond 5-Year	Project Total
Program Management		189	189	200					200		
TOTAL		189	189	200					200		

FUNDING SOURCE SCHEDULE (000'S)											
Subdivision Park Trust Fund	Prior Years	2010-11 Appn.	2010-11 Estimate	2011-12	2012-13	2013-14	2014-15	2015-16	5-Year Total	Beyond 5-Year	Project Total
Subdivision Park Trust Fund		189	189	200					200		
TOTAL		189	189	200					200		

Notes:
 Selected budget information is not provided due to the ongoing nature of this project.
Appn. #: 6000

51. Guadalupe River Park and Gardens Improvements (Rotary Club)

CSA: Neighborhood Services
CSA Outcome: Vibrant Cultural, Learning and Leisure Opportunities
Department: Parks, Recreation and Neighborhood Services
Description: This allocation contributes funding to the Rotary Club for the construction of the Rotary Children's Garden at Guadalupe River Park and Gardens. The completed garden will include natural features, play structures, and creative opportunities for play in a specially designed physical setting. Funding is also provided for Public Works Department design review and inspection costs for the garden.

EXPENDITURE SCHEDULE (000'S)											
Cost Elements	Prior Years	2010-11 Appn.	2010-11 Estimate	2011-12	2012-13	2013-14	2014-15	2015-16	5-Year Total	Beyond 5-Year	Project Total
Joint Use Agreement				1,400					1,400		1,400
TOTAL				1,400					1,400		1,400

FUNDING SOURCE SCHEDULE (000'S)											
Subdivision Park Trust Fund	Prior Years	2010-11 Appn.	2010-11 Estimate	2011-12	2012-13	2013-14	2014-15	2015-16	5-Year Total	Beyond 5-Year	Project Total
Subdivision Park Trust Fund				1,400					1,400		1,400
TOTAL				1,400					1,400		1,400

Notes:
 The partnership between the City and the Rotary Club is currently being finalized, however, it is anticipated the Rotary Club will be responsible for the design and construction of the facility and for operating and maintaining the completed garden. Once the partnership is finalized, a detailed project scope and construction cost elements will be determined.
Appn. #: 7298

Parks and Community Facilities Development - Park Trust Fund

2012-2016 Adopted Capital Improvement Program

Detail of Non-Construction Projects

52. PDO Valuation Updates

CSA: Neighborhood Services
CSA Outcome: Safe and Clean Parks, Facilities and Attractions
Department: Parks, Recreation and Neighborhood Services
Description: This project provides ongoing funding for real estate services necessary for the administration of the Parkland Dedication Ordinance (PDO).

EXPENDITURE SCHEDULE (000'S)											
Cost Elements	Prior Years	2010-11 Appn.	2010-11 Estimate	2011-12	2012-13	2013-14	2014-15	2015-16	5-Year Total	Beyond 5-Year	Project Total
Program Management		82	82	13					13		
TOTAL		82	82	13					13		

FUNDING SOURCE SCHEDULE (000'S)											
Subdivision	Prior Years	2010-11 Appn.	2010-11 Estimate	2011-12	2012-13	2013-14	2014-15	2015-16	5-Year Total	Beyond 5-Year	Project Total
Park Trust Fund		82	82	13					13		
TOTAL		82	82	13					13		

Notes:
 Selected budget information is not provided due to the ongoing nature of this project.
Appn. #: 6665

53. Park Trust Fund Administration

CSA: Neighborhood Services
CSA Outcome: Safe and Clean Parks, Facilities and Attractions
Department: Parks, Recreation and Neighborhood Services
Description: This allocation provides ongoing funding for Parks, Recreation and Neighborhood Services Department staff members who are administering the Park Trust Fund.

EXPENDITURE SCHEDULE (000'S)											
Cost Elements	Prior Years	2010-11 Appn.	2010-11 Estimate	2011-12	2012-13	2013-14	2014-15	2015-16	5-Year Total	Beyond 5-Year	Project Total
Program Management		839	839	820					820		
TOTAL		839	839	820					820		

FUNDING SOURCE SCHEDULE (000'S)											
Subdivision	Prior Years	2010-11 Appn.	2010-11 Estimate	2011-12	2012-13	2013-14	2014-15	2015-16	5-Year Total	Beyond 5-Year	Project Total
Park Trust Fund		839	839	820					820		
TOTAL		839	839	820					820		

Notes:
 Selected budget information is not provided due to the ongoing nature of this project.
Appn. #: 5302

Parks and Community Facilities Development - Park Trust Fund
2012-2016 Adopted Capital Improvement Program
Detail of Non-Construction Projects

54. Preliminary Studies - Turnkey Parks

CSA: Neighborhood Services
CSA Outcome: Safe and Clean Parks, Facilities and Attractions
Department: Parks, Recreation and Neighborhood Services
Description: This allocation provides ongoing funding for Public Works Department staff members to research and provide design review, cost estimating, and related activities prior to implementation of turnkey projects.

EXPENDITURE SCHEDULE (000'S)											
Cost Elements	Prior Years	2010-11 Appn.	2010-11 Estimate	2011-12	2012-13	2013-14	2014-15	2015-16	5-Year Total	Beyond 5-Year	Project Total
Development		50	50	50					50		
TOTAL		50	50	50					50		

FUNDING SOURCE SCHEDULE (000'S)											
Subdivision Park Trust Fund		50	50	50					50		
TOTAL		50	50	50					50		

Notes:
 Selected budget information is not provided due to the ongoing nature of this project.
Appn. #: 6027

55. Public Works Development Services Staff

CSA: Neighborhood Services
CSA Outcome: Safe and Clean Parks, Facilities and Attractions
Department: Public Works
Description: This allocation provides ongoing funding for Public Works Department staff members who provide services to the Park Trust Fund. These positions provide a variety of services including fee collection, interpretation of ordinances for developers and coordination with other departments.

EXPENDITURE SCHEDULE (000'S)											
Cost Elements	Prior Years	2010-11 Appn.	2010-11 Estimate	2011-12	2012-13	2013-14	2014-15	2015-16	5-Year Total	Beyond 5-Year	Project Total
Program Management		100	100	100					100		
TOTAL		100	100	100					100		

FUNDING SOURCE SCHEDULE (000'S)											
Subdivision Park Trust Fund		100	100	100					100		
TOTAL		100	100	100					100		

Notes:
 Selected budget information is not provided due to the ongoing nature of this project.
Appn. #: 4458

Parks and Community Facilities Development - Park Trust Fund

2012-2016 Adopted Capital Improvement Program

Detail of Non-Construction Projects

56. TRAIL: Coyote Creek (Story Road to Phelan Avenue) Design

CSA: Neighborhood Services
CSA Outcome: Vibrant Cultural, Learning and Leisure Opportunities
Department: Parks, Recreation and Neighborhood Services
Description: This project provides funding for the preparation of construction documents and environmental clearance reports for the future development of a 0.87 mile trail segment along Coyote Creek. Once completed, this project will extend the Coyote Creek Trail system through Kelley Park and will support the future development of a northern extension through the Story Road Landfill.

EXPENDITURE SCHEDULE (000'S)											
Cost Elements	Prior Years	2010-11 Appn.	2010-11 Estimate	2011-12	2012-13	2013-14	2014-15	2015-16	5-Year Total	Beyond 5-Year	Project Total
Design				465					465		465
TOTAL				465					465		465

FUNDING SOURCE SCHEDULE (000'S)											
Subdivision Park Trust Fund	Prior Years	2010-11 Appn.	2010-11 Estimate	2011-12	2012-13	2013-14	2014-15	2015-16	5-Year Total	Beyond 5-Year	Project Total
Subdivision Park Trust Fund				465					465		465
TOTAL				465					465		465

Notes:
 Reserve funding of \$600,000 is provided elsewhere in this fund for the future construction of the paved trail, striping, signage, two emergency call boxes, gateway elements at Story Road and Phelan Avenue, and possibly an under-crossing beneath a planned pedestrian bridge leading to Happy Hollow Park and Zoo.
Appn. #: 7302

57. TRAIL: Doerr Parkway Design

CSA: Neighborhood Services
CSA Outcome: Vibrant Cultural, Learning and Leisure Opportunities
Department: Parks, Recreation and Neighborhood Services
Description: This project provides funding for design documents to support the future construction of a trail connection along a utility corridor leading to Doerr Park.

EXPENDITURE SCHEDULE (000'S)											
Cost Elements	Prior Years	2010-11 Appn.	2010-11 Estimate	2011-12	2012-13	2013-14	2014-15	2015-16	5-Year Total	Beyond 5-Year	Project Total
Design				106					106		106
TOTAL				106					106		106

FUNDING SOURCE SCHEDULE (000'S)											
Subdivision Park Trust Fund	Prior Years	2010-11 Appn.	2010-11 Estimate	2011-12	2012-13	2013-14	2014-15	2015-16	5-Year Total	Beyond 5-Year	Project Total
Subdivision Park Trust Fund				106					106		106
TOTAL				106					106		106

Appn. #: 7303

Parks and Community Facilities Development - Park Trust Fund

2012-2016 Adopted Capital Improvement Program

Detail of Non-Construction Projects

58. TRAIL: Los Gatos Creek Reach 5 B/C Design

CSA: Neighborhood Services
CSA Outcome: Vibrant Cultural, Learning and Leisure Opportunities
Department: Parks, Recreation and Neighborhood Services
Description: This project provides funding for the preparation of construction documents and environmental review reports for the future development of an undercrossing spanning beneath an active railway and the San Carlos Street Bridge.

EXPENDITURE SCHEDULE (000'S)

Cost Elements	Prior Years	2010-11 Appn.	2010-11 Estimate	2011-12	2012-13	2013-14	2014-15	2015-16	5-Year Total	Beyond 5-Year	Project Total
Design				1,600					1,600		1,600
TOTAL				1,600					1,600		1,600

FUNDING SOURCE SCHEDULE (000'S)

Subdivision Park Trust Fund	1,600	1,600	1,600
TOTAL	1,600	1,600	1,600

Notes:

A grant for \$1.2 million has been awarded from the Valley Transportation Authority under the Bicycle Expenditure Plan for this project. Once this funding is received, the Park Trust Fund will be reimbursed accordingly.

Appn. #: 7304

Parks and Community Facilities Development - Park Trust Fund

2012-2016 Adopted Capital Improvement Program

Summary of Projects with Close-out Costs Only in 2011-2012

Project Name: Camden Community Center Kid Zone
Construction
5-Year CIP Budget: \$14,000
Total Budget: \$636,000
Council District: 9
USGBC LEED: N/A

Initial Start Date: 3rd Qtr. 2007
Revised Start Date:
Initial End Date: 4th Qtr. 2008
Revised End Date: 3rd Qtr. 2011

Description: This project provides funding for the design and construction of an open-air kid zone at Camden Community Center. The kid zone will consist of a play space with resilient surfacing, shade structure, and other related site amenities.

Project Name: Cypress Senior Center Parking Lot
Expansion and Outdoor Patio
5-Year CIP Budget: \$128,000
Total Budget: \$330,000
Council District: 1
USGBC LEED: N/A

Initial Start Date: 3rd Qtr. 2009
Revised Start Date: 2nd Qtr. 2009
Initial End Date: 4th Qtr. 2010
Revised End Date: 2nd Qtr. 2011

Description: This project provides funding to expand the existing parking lot at Cypress Senior Center as well as develop an outdoor plaza at the entrance of the center. Additional funding of \$186,000 is provided in the Council District 1 Construction and Conveyance Tax Fund (Fund 377) for this project and \$19,000 is provided elsewhere in this fund for the preparation of a feasibility study related to this project. The Revised End Date represents the beneficial use date, however, funds in 2011-2012 will be used to fund remaining project close-out costs.

Project Name: LoBue Park Development
5-Year CIP Budget: \$12,000
Total Budget: \$606,000
Council District: 5
USGBC LEED: N/A

Initial Start Date: 1st Qtr. 2007
Revised Start Date: 4th Qtr. 2007
Initial End Date: 4th Qtr. 2008
Revised End Date: 3rd Qtr. 2011

Description: This project provides funding for renovations at LoBue Park; a 6.1 acre neighborhood park in Council District 5. Project elements include irrigation improvements, turf renovations, construction of a walkway around the perimeter of the park, and other related site improvements.

Parks and Community Facilities Development - Park Trust Fund

2012-2016 Adopted Capital Improvement Program

Summary of Projects with Close-out Costs Only in 2011-2012

Project Name:	TRAIL: Bay Trail Reach 9 (Gold Street to San Tomas Aquino)	Initial Start Date:	2nd Qtr. 2008
5-Year CIP Budget:	\$78,000	Revised Start Date:	
Total Budget:	\$954,000	Initial End Date:	2nd Qtr. 2010
Council District:	4	Revised End Date:	2nd Qtr. 2012
USGBC LEED:	N/A		

Description: This project provides funding to secure National Environmental Protection Act (NEPA) clearance, acquire any necessary easements, and prepare construction documents for the trail, pedestrian bridge, and three undercrossings related to Reach 9 of the Bay Trail.

Parks and Community Facilities Development - Park Trust Fund

2012-2016 Adopted Capital Improvement Program

Summary of Reserves

Project Name:	Reserve: Almaden Apartments Area Park	Initial Start Date:	N/A
5-Year CIP Budget:	\$639,000	Revised Start Date:	
Total Budget:	\$639,000	Initial End Date:	N/A
Council District:	7	Revised End Date:	
USGBC LEED:	N/A		

Description: This reserve provides funding for the development of a park near Almaden Road and Alma Avenue. As approved by the City Council on February 9, 2010, this project has been placed on hold due to its operating and maintenance impact on the General Fund. All deferred projects will be re-evaluated on an annual basis to determine if activity should resume. For purposes of forecasting the future impact this park will have on the General Fund, annual operating and maintenance costs of \$13,000 for this facility have been assumed beginning in 2015-2016.

Project Name:	Reserve: Butcher Dog Park Artificial Turf Replacement	Initial Start Date:	N/A
5-Year CIP Budget:	\$220,000	Revised Start Date:	
Total Budget:	\$220,000	Initial End Date:	N/A
Council District:	9	Revised End Date:	
USGBC LEED:	N/A		

Description: This reserve provides partial funding for the future replacement of the artificial turf at Butcher Dog Park; a 0.75 acre dog park in Council District 9.

Project Name:	Reserve: Cahill Park Renovation	Initial Start Date:	N/A
5-Year CIP Budget:	\$349,000	Revised Start Date:	
Total Budget:	\$349,000	Initial End Date:	N/A
Council District:	6	Revised End Date:	
USGBC LEED:	N/A		

Description: This reserve provides partial funding for future renovations to the turf at Cahill Park; a 3.7 acre neighborhood park in Council District 6.

Project Name:	Reserve: Cataldi Park Renovation	Initial Start Date:	N/A
5-Year CIP Budget:	\$397,000	Revised Start Date:	
Total Budget:	\$397,000	Initial End Date:	N/A
Council District:	4	Revised End Date:	
USGBC LEED:	N/A		

Description: This reserve provides partial funding to renovate Cataldi Park; a 39.3 acre neighborhood park in Council District 4. Project elements may include restoration of the orchard area or converting the natural turf soccer fields to artificial turf.

Parks and Community Facilities Development - Park Trust Fund

2012-2016 Adopted Capital Improvement Program

Summary of Reserves

Project Name:	Reserve: Commodore Children's Park Development	Initial Start Date:	N/A
5-Year CIP Budget:	\$1,734,000	Revised Start Date:	
Total Budget:	\$1,734,000	Initial End Date:	N/A
Council District:	4	Revised End Date:	
USGBC LEED:	N/A		

Description: This reserve provides funding for the development of the Commodore Children's Park (Mabury Park); a new 2.7 acre neighborhood park in Council District 4. Project elements may include a tot lot, restroom, parking lot, open turf, youth lots, and paved accessways. As approved by the City Council on February 9, 2010, this project has been placed on hold due to its operating and maintenance impact on the General Fund. All deferred projects will be re-evaluated on an annual basis to determine if activity should resume. For purposes of forecasting the future impact this park will have on the General Fund, operating and maintenance costs of \$44,000 for this facility have been assumed beginning in 2015-2016 (annual operating and maintenance impact is \$88,000).

Project Name:	Reserve: Communications Hill	Initial Start Date:	N/A
5-Year CIP Budget:	\$2,918,000	Revised Start Date:	
Total Budget:	\$2,918,000	Initial End Date:	N/A
Council District:	7	Revised End Date:	
USGBC LEED:	N/A		

Description: This reserve provides partial funding for the future acquisition of land and development of several neighborhood parks in the Communications Hill area.

Project Name:	Reserve: Council District 6 Sports Field Partnership	Initial Start Date:	N/A
5-Year CIP Budget:	\$500,000	Revised Start Date:	
Total Budget:	\$500,000	Initial End Date:	N/A
Council District:	6	Revised End Date:	
USGBC LEED:	N/A		

Description: This reserve provides partial funding for the development of a sports field in Council District 6.

Parks and Community Facilities Development - Park Trust Fund

2012-2016 Adopted Capital Improvement Program

Summary of Reserves

Project Name:	Reserve: Council District 8 Sports Fields - Northern Area	Initial Start Date:	N/A
5-Year CIP Budget:	\$206,000	Revised Start Date:	
Total Budget:	\$206,000	Initial End Date:	N/A
Council District:	8	Revised End Date:	
USGBC LEED:	N/A		

Description: This reserve provides partial funding for the future land acquisition and development of sports fields in the northern area of Council District 8.

Project Name:	Reserve: Council District 9 Sports Fields Improvements	Initial Start Date:	N/A
5-Year CIP Budget:	\$1,000,000	Revised Start Date:	
Total Budget:	\$1,000,000	Initial End Date:	N/A
Council District:	9	Revised End Date:	
USGBC LEED:	N/A		

Description: This reserve provides funding for sports field improvements in the southern area of Council District 9.

Project Name:	Reserve: DeAnza Park Improvements	Initial Start Date:	N/A
5-Year CIP Budget:	\$101,000	Revised Start Date:	
Total Budget:	\$101,000	Initial End Date:	N/A
Council District:	9	Revised End Date:	
USGBC LEED:	N/A		

Description: This reserve provides partial funding for various improvements at DeAnza Park; a 9.6 acre neighborhood park in Council District 9. Improvements at the park may include the replacement of benches and picnic tables and the renovation of the existing turf and irrigation system.

Parks and Community Facilities Development - Park Trust Fund

2012-2016 Adopted Capital Improvement Program

Summary of Reserves

Project Name:	Reserve: Del Monte Park Land Acquisition and Development	Initial Start Date:	N/A
5-Year CIP Budget:	\$3,075,000	Revised Start Date:	
Total Budget:	\$3,075,000	Initial End Date:	N/A
Council District:	6	Revised End Date:	
USGBC LEED:	N/A		

Description: This reserve provides partial funding for the future acquisition of land and development of Del Monte Park to supplement the existing city owned property and the property approved for acquisition at the April 5, 2011 City Council meeting. Additional funding of \$86,000 is provided in the Del Monte Park Land Acquisition Real Estate Services allocation for real estate services costs associated with the acquisition of the Del Monte Park land. Once negotiations are finalized, land acquisition funds will be allocated; however, per City Council direction on February 9, 2010, construction of the park will be deferred until funding is available in the General Fund for the operating and maintenance costs associated with this new park.

Project Name:	Reserve: Evergreen Valley Sports Fields	Initial Start Date:	N/A
5-Year CIP Budget:	\$280,000	Revised Start Date:	
Total Budget:	\$280,000	Initial End Date:	N/A
Council District:	8	Revised End Date:	
USGBC LEED:	N/A		

Description: This reserve provides partial funding for the future development of sports fields in the Evergreen area.

Project Name:	Reserve: General Fund Watson Park Settlement	Initial Start Date:	N/A
5-Year CIP Budget:	\$547,000	Revised Start Date:	
Total Budget:	\$547,000	Initial End Date:	N/A
Council District:	N/A	Revised End Date:	
USGBC LEED:	N/A		

Description: Funds from the San Jose Redevelopment Agency were originally transferred to the Park Trust Fund as in lieu parkland dedication fees that were the obligation of Almaden Towers Venture, LLC. As a result of the San Jose Redevelopment Agency budget constraints, funding from the General Fund Watson Park Settlement appropriation were used to repay the San Jose Redevelopment Agency, approved by the City Council on January 12, 2010. Upon payment from Almaden Towers Venture, LLC to the Park Trust Fund anticipated in January 2012, funds will be transferred to repay the General Fund Watson Park Settlement appropriation. This allocation reserves funding for this purpose; a transfer to the General Fund will be brought forward for City Council consideration after actual payments are received.

Parks and Community Facilities Development - Park Trust Fund

2012-2016 Adopted Capital Improvement Program

Summary of Reserves

Project Name:	Reserve: Houge Park Neighborhood Center Renovation	Initial Start Date:	N/A
5-Year CIP Budget:	\$77,000	Revised Start Date:	
Total Budget:	\$77,000	Initial End Date:	N/A
Council District:	9	Revised End Date:	
USGBC LEED:	N/A		

Description: This reserve provides partial funding to renovate Houge Park Neighborhood Center, which will enhance usability and improve accessibility and safety.

Project Name:	Reserve: Martial-Cottle Community Garden	Initial Start Date:	N/A
5-Year CIP Budget:	\$500,000	Revised Start Date:	
Total Budget:	\$500,000	Initial End Date:	N/A
Council District:	10	Revised End Date:	
USGBC LEED:	N/A		

Description: This reserve provides funding for the development of an approximately 0.8 acre community garden at Martial-Cottle Park. Project elements may include the construction of 30 garden plots, an enclosed chain link fence, pedestrian gates, maintenance access gate, a storage shed, drinking fountains, a green waste storage area, an electrical system, an irrigation system, and security lights. As approved by the City Council on February 9, 2010, this project has been placed on hold due to its operating and maintenance impact on the General Fund. All deferred projects will be re-evaluated on an annual basis to determine if activity should resume. For purposes of forecasting the future impact this park will have on the General Fund, operating and maintenance costs of \$26,000 for this facility have been assumed beginning in 2015-2016 (annual operating and maintenance impact is \$52,000).

Project Name:	Reserve: Martin Park Expansion	Initial Start Date:	N/A
5-Year CIP Budget:	\$3,038,000	Revised Start Date:	
Total Budget:	\$3,038,000	Initial End Date:	N/A
Council District:	3	Revised End Date:	
USGBC LEED:	N/A		

Description: This reserve provides partial funding for the development of a new 5.8 acre neighborhood park, which may include a soccer field, picnic areas, and pathways. As approved by the City Council on February 9, 2010, this project has been placed on hold due to its operating and maintenance impact on the General Fund. All deferred projects will be re-evaluated on an annual basis to determine if activity should resume. It is anticipated the completed facility will have an annual operating and maintenance impact of \$83,000 on the General Fund, beginning in 2016-2017. This reserve includes funding that is estimated to be received in 2011-2012 from Almaden Tower Venture, LLC. If this developer contribution is not received the Reserve: Martin Park Expansion allocation will be decreased accordingly.

Parks and Community Facilities Development - Park Trust Fund

2012-2016 Adopted Capital Improvement Program

Summary of Reserves

Project Name: Reserve: Penitencia Creek Park Dog Park **Initial Start Date:** N/A
5-Year CIP Budget: \$685,000 **Revised Start Date:**
Total Budget: \$685,000 **Initial End Date:** N/A
Council District: 4 **Revised End Date:**
USGBC LEED: N/A

Description: This reserve provides partial funding for the master plan, design, and construction of a 2.0 acre dog park within the county-owned Penitencia Creek Park.

Project Name: Reserve: Ramac Park Improvements **Initial Start Date:** N/A
5-Year CIP Budget: \$130,000 **Revised Start Date:**
Total Budget: \$130,000 **Initial End Date:** N/A
Council District: 2 **Revised End Date:**
USGBC LEED: N/A

Description: This reserve provides partial funding for the renovation of the sports field at Ramac Park. Project elements may include replacing the existing turf with artificial turf, installing drainage, and constructing perimeter fencing.

Project Name: Reserve: Rincon South Area Park Land Acquisition **Initial Start Date:** N/A
5-Year CIP Budget: \$212,000 **Revised Start Date:**
Total Budget: \$212,000 **Initial End Date:** N/A
Council District: 3 **Revised End Date:**
USGBC LEED: N/A

Description: This reserve provides partial funding to acquire land for a future neighborhood park in the Rincon South area.

Project Name: Reserve: Ryland Pool **Initial Start Date:** N/A
5-Year CIP Budget: \$203,000 **Revised Start Date:**
Total Budget: \$203,000 **Initial End Date:** N/A
Council District: 3 **Revised End Date:**
USGBC LEED: N/A

Description: This reserve provides partial funding for future renovations and improvements at Ryland Pool.

Parks and Community Facilities Development - Park Trust Fund

2012-2016 Adopted Capital Improvement Program

Summary of Reserves

Project Name:	Reserve: Saratoga Creek Dog Park Turf Replacement	Initial Start Date:	N/A
5-Year CIP Budget:	\$210,000	Revised Start Date:	
Total Budget:	\$210,000	Initial End Date:	N/A
Council District:	1	Revised End Date:	
USGBC LEED:	N/A		

Description: This reserve provides partial funding to replace the existing turf at Saratoga Dog Park to improve efficiency and functionality.

Project Name:	Reserve: Shady Oaks Sports Field	Initial Start Date:	N/A
5-Year CIP Budget:	\$2,330,000	Revised Start Date:	
Total Budget:	\$2,330,000	Initial End Date:	N/A
Council District:	2	Revised End Date:	
USGBC LEED:	N/A		

Description: This reserve provides funding for the future development of a sports field at Shady Oaks Park; a 10.3 acre neighborhood park in Council District 2. For purposes of forecasting the future impact this sports field will have on the General Fund, operating and maintenance costs of \$51,000 for this facility have been assumed beginning in 2014-2015 (annual operating and maintenance impact is \$76,000).

Project Name:	Reserve: Spartan/Keyes Area Park Development	Initial Start Date:	N/A
5-Year CIP Budget:	\$1,303,000	Revised Start Date:	
Total Budget:	\$1,303,000	Initial End Date:	N/A
Council District:	3, 7	Revised End Date:	
USGBC LEED:	N/A		

Description: This reserve provides funding for the future development of parkland in the Spartan/Keyes area.

Parks and Community Facilities Development - Park Trust Fund

2012-2016 Adopted Capital Improvement Program

Summary of Reserves

Project Name:	Reserve: Starbird Park Improvements	Initial Start Date:	N/A
5-Year CIP Budget:	\$153,000	Revised Start Date:	
Total Budget:	\$153,000	Initial End Date:	N/A
Council District:	1	Revised End Date:	
USGBC LEED:	N/A		

Description: This reserve provides funding to renovate the existing turf areas and irrigation systems to improve efficiency and functionality at Starbird Park; a 7.0 acre neighborhood park in Council District 1. Project elements may include replacing the existing irrigation system at the sports field, installing new park benches, repairing the backstop, and installing a chain-link fence. An additional reserve of \$185,000 is provided in the Council District 1 Construction and Conveyance Tax Fund (Fund 377) for this future renovation.

Project Name:	Reserve: TRAIL: Coyote Creek (Story Road to Phelan Avenue)	Initial Start Date:	N/A
5-Year CIP Budget:	\$600,000	Revised Start Date:	
Total Budget:	\$600,000	Initial End Date:	N/A
Council District:	7	Revised End Date:	
USGBC LEED:	N/A		

Description: This reserve provides partial funding for the future construction of a trail along Coyote Creek. Project elements include construction of a 0.87 mile paved trail, striping, signage, two emergency call boxes, gateway elements at Story Road and Phelan Avenue, and possibly an under-crossing beneath a planned pedestrian bridge leading to Happy Hollow Park and Zoo. Additional funding of \$465,000 is provided elsewhere in this fund for the preparation of construction documents and environmental review reports for this project.

Project Name:	Reserve: TRAIL: Guadalupe River (Branham Lane to Chynoweth Avenue)	Initial Start Date:	N/A
5-Year CIP Budget:	\$1,200,000	Revised Start Date:	
Total Budget:	\$1,200,000	Initial End Date:	N/A
Council District:	9	Revised End Date:	
USGBC LEED:	N/A		

Description: This reserve provides partial funding for the future construction of an additional 0.55 mile trail segment along the Guadalupe River. Additional funding of \$700,000 is provided elsewhere in this fund for the preparation of construction documents and environmental review reports for this project.

Parks and Community Facilities Development - Park Trust Fund

2012-2016 Adopted Capital Improvement Program

Summary of Reserves

Project Name:	Reserve: TRAIL: Singleton Pedestrian Bridge	Initial Start Date:	N/A
5-Year CIP Budget:	\$43,000	Revised Start Date:	
Total Budget:	\$43,000	Initial End Date:	N/A
Council District:	7	Revised End Date:	
USGBC LEED:	N/A		

Description: This reserve provides matching grant writing funds for a future feasibility study that will determine if a bridge can be constructed across Coyote Creek near Singleton Road.

Project Name:	Reserve: Vista Montana Turnkey Park	Initial Start Date:	N/A
5-Year CIP Budget:	\$2,800,000	Revised Start Date:	
Total Budget:	\$2,800,000	Initial End Date:	N/A
Council District:	4	Revised End Date:	
USGBC LEED:	N/A		

Description: This reserve provides funding for the future construction of two lighted artificial turf sports fields at Vista Montana Turnkey Park. As part of its parkland obligation, the developers (Vista Montana Park Homes, LLC and Equity-Tasman Apartments, LLC) will be constructing a 1.0 acre neighborhood park and partially constructing a 5.0 acre sports field. The parkland/turnkey agreement is currently being finalized, however, it is anticipated that funding in excess of the developer's parkland obligation will be needed to fully construct the sports field.

Project Name:	Reserve: West Evergreen Park	Initial Start Date:	N/A
5-Year CIP Budget:	\$332,000	Revised Start Date:	
Total Budget:	\$332,000	Initial End Date:	N/A
Council District:	7	Revised End Date:	
USGBC LEED:	N/A		

Description: This reserve provides funding for the development and construction of a 1.0 acre park in the West Evergreen Area. Project elements may include the construction of a play area, trellis, half basketball court, picnic areas, and seat walls. As approved by the City Council on February 9, 2010, this project has been placed on hold due to its operating and maintenance impact on the General Fund. All deferred projects will be re-evaluated on an annual basis to determine if activity should resume. For purposes of forecasting the future impact this park will have on the General Fund, annual operating and maintenance costs of \$12,000 for this facility have been assumed beginning in 2015-2016. Additional reserve funding of \$500,000 is provided in the Council District 7 Construction and Conveyance Tax Fund (Fund 385) for the future development of this park.

Parks and Community Facilities Development - Park Trust Fund

2012-2016 Adopted Capital Improvement Program

Summary of Reserves


Project Name:	Reserve: Future PDO/PIO Projects	Initial Start Date:	N/A
5-Year CIP Budget:	\$14,559,190	Revised Start Date:	
Total Budget:	\$14,559,190	Initial End Date:	N/A
Council District:	City-wide	Revised End Date:	
USGBC LEED:	N/A		

Description: This reserve provides funding for future acquisition, development, repair, improvements, and renovation of park and recreational facilities.



2011-2012 CAPITAL BUDGET

**2012-2016 CAPITAL
IMPROVEMENT PROGRAM**



**PARKS AND
COMMUNITY FACILITIES
DEVELOPMENT
CAPITAL PROGRAM -
BOND PROJECTS**

Parks and Community Facilities Development - Bond Projects

2012-2016 Adopted Capital Improvement Program

Source of Funds

SOURCE OF FUNDS	Estimated 2010-2011	2011-2012	2012-2013	2013-2014	2014-2015	2015-2016	5-Year Total
<u>Parks and Recreation Bond Projects Fund</u>							
Beginning Fund Balance	35,515,994	33,610,202	404,000	135,000			33,610,202 *
Contributions, Loans and Transfers from:							
<u>Capital Funds</u>							
- Council District 3 Construction and Conveyance Tax Fund: Roosevelt Community Center Savings	964,000						
- Council District 7 Construction and Conveyance Tax Fund: Seven Trees Community Center Savings		1,143,000					1,143,000
Interest Income	190,000	200,000					200,000
Reserve for Encumbrances	3,920,208						
Total Parks and Recreation Bond Projects Fund	40,590,202	34,953,202	404,000	135,000			34,953,202 *
TOTAL SOURCE OF FUNDS	40,590,202	34,953,202	404,000	135,000			34,953,202 *

* The 2012-2013 through 2015-2016 Beginning Balances are excluded from the FIVE-YEAR TOTAL SOURCE OF FUNDS to avoid multiple counting of the same funds.

Parks and Community Facilities Development - Bond Projects

2012-2016 Adopted Capital Improvement Program

Use of Funds

USE OF FUNDS	Estimated 2010-2011	2011-2012	2012-2013	2013-2014	2014-2015	2015-2016	5-Year Total
Construction Projects							
Sports Fields							
Softball Complex	103,000						
1. Soccer Complex	413,000	227,000					227,000
Total Sports Fields	516,000	227,000					227,000
Public Art							
2. Public Art - Parks and Recreation Bond Projects	469,000	180,000					180,000
Total Public Art	469,000	180,000					180,000
Trails							
TRAIL: Coyote Creek (Tully Road to Los Lagos Golf Course)	3,000						
TRAIL: Guadalupe River (Woz Way to Virginia Street)	483,000						
Total Trails	486,000						
Community Centers							
Bascom Community Center - Multi-Service	1,456,000						
Mayfair Community Center - Satellite	110,000						
Seven Trees Community Center - Multi-Service	857,000						
Total Community Centers	2,423,000						
Regional Parks							
Emma Prusch Memorial Park	4,000						
Emma Prusch Memorial Park - LeFevre House	32,000						

Parks and Community Facilities Development - Bond Projects

2012-2016 Adopted Capital Improvement Program

Use of Funds

USE OF FUNDS (CONT'D.)	Estimated 2010-2011	2011-2012	2012-2013	2013-2014	2014-2015	2015-2016	5-Year Total
Construction Projects							
Regional Parks							
3. Happy Hollow Park and Zoo Renovation and Improvements	2,426,000	1,656,000					1,656,000
Total Regional Parks	2,462,000	1,656,000					1,656,000
Total Construction Projects	6,356,000	2,063,000					2,063,000
Non-Construction							
General Non-Construction							
Green Building Policy Compliance	2,000						
4. Program Management - City Facilities Architecture Services (CFAS)	48,000	25,000					25,000
5. Program Management - Park Bond Projects	574,000	266,000	269,000	135,000			670,000
Total General Non-Construction	624,000	291,000	269,000	135,000			695,000
Reserves							
Contingency Reserve: Parks and Recreation Bond Projects		8,017,202					8,017,202
Reserve: Soccer Complex		14,483,000					14,483,000
Reserve: Softball Complex		9,695,000					9,695,000
Total Reserves		32,195,202					32,195,202
Total Non-Construction	624,000	32,486,202	269,000	135,000			32,890,202
Ending Fund Balance	33,610,202	404,000	135,000				*

V - 567

Parks and Community Facilities Development - Bond Projects

2012-2016 Adopted Capital Improvement Program

Use of Funds

USE OF FUNDS (CONT'D.)	Estimated 2010-2011	2011-2012	2012-2013	2013-2014	2014-2015	2015-2016	5-Year Total
TOTAL USE OF FUNDS	40,590,202	34,953,202	404,000	135,000			34,953,202*

* The 2011-2012 through 2014-2015 Ending Balances are excluded from the FIVE-YEAR TOTAL USE OF FUNDS to avoid multiple counting of the same funds.

Parks and Community Facilities Development - Bond Projects

2012-2016 Adopted Capital Improvement Program

Detail of Construction Projects

1. Soccer Complex

CSA:	Neighborhood Services	Initial Start Date:	2nd Qtr. 2001
CSA Outcome:	Safe and Clean Parks, Facilities and Attractions	Revised Start Date:	
Department:	Parks, Recreation and Neighborhood Services	Initial Completion Date:	2nd Qtr. 2003
Council District:	City-wide	Revised Completion Date:	1st Qtr. 2013
Location:	To be determined		

Description: This project provides funding for the development phase of a regional sports complex with an emphasis on soccer. The funding shown below is provided for a site study, environmental work, and feasibility work associated with possibly locating the complex at the former FMC site near the Airport.

Justification: Renovations of selected parks and community centers were identified in the Greenprint for Parks and Community Facilities and Programs, adopted in September 2000 and updated in December 2009, and funded by the San José Safe Neighborhood Parks and Recreation Bond, approved by voters in November 2000.

EXPENDITURE SCHEDULE (000'S)

Cost Elements	Prior Years	2010-11 Appn.	2010-11 Estimate	2011-12	2012-13	2013-14	2014-15	2015-16	5-Year Total	Beyond 5-Year	Project Total
Development	1,192	640	413	227					227		1,832
TOTAL	1,192	640	413	227					227		1,832

FUNDING SOURCE SCHEDULE (000'S)

Parks And Recreation Bond Projects Fund	1,192	640	413	227					227		1,832
TOTAL	1,192	640	413	227					227		1,832

ANNUAL OPERATING BUDGET IMPACT (000'S)

Cost Offset				(189)	(330)	(336)	(343)
Maintenance				78	136	138	141
Operating				111	194	198	202
TOTAL							

Major Changes in Project Cost:

2007-2011 CIP - decrease of \$8,383,000 due to these funds moving to the "Reserve: Soccer Complex" allocation, pending the completion of the evaluation of potential optimal sites for the facility.

2010-2014 CIP - decrease of \$226,000 due to a contract encumbrance being liquidated.

2011-2015 CIP - increase of \$250,000 to ensure sufficient funding is available for site study and feasibility work associated with possibly locating the complex at the former FMC site near the Airport.

2012-2016 CIP - increase of \$400,000 to provide funding for project management costs as well as environmental work that is being performed by the Environmental Services Department.

Notes:

This project was previously titled "Shady Oaks Sports Park". Funding of \$14,483,000 is included in the "Reserve: Soccer Complex" allocation for the design and construction costs associated with this facility.

* For display purposes, the operating and maintenance impact associated with this facility has been included starting in 2012-2013. Updated operating and maintenance costs and possible debt service costs associated with this facility will be determined upon completion of the operating plan.

FY Initiated:	2000-2001	Redevelopment Area:	N/A
Initial Project Budget:	\$9,790,000	SNI Area:	N/A
Appn. #:	6841	USGBC LEED:	N/A

Parks and Community Facilities Development - Bond Projects
2012-2016 Adopted Capital Improvement Program
Detail of Construction Projects

2. Public Art - Parks and Recreation Bond Projects

CSA:	Neighborhood Services	Initial Start Date:	Ongoing
CSA Outcome:	Vibrant Cultural, Learning and Leisure Opportunities	Revised Start Date:	
Department:	Economic Development	Initial Completion Date:	Ongoing
Council District:	City-wide	Revised Completion Date:	
Location:	Various		

Description: This allocation provides funding for the required two percent allocation for the public art/artistic design element of qualifying projects. This allocation is in compliance with the Council adoption of the revised Public Art Master Plan on March 13, 2007, where public art allocations that were previously programmed or appropriated are not subject to the revisions of the Public Art Master Plan.

Justification: This allocation is required to comply with the revisions to the Public Art Master Plan adopted by the City Council on March 13, 2007.

EXPENDITURE SCHEDULE (000'S)											
Cost Elements	Prior Years	2010-11 Appn.	2010-11 Estimate	2011-12	2012-13	2013-14	2014-15	2015-16	5-Year Total	Beyond 5-Year	Project Total
Public Art		649	469	180					180		
TOTAL		649	469	180					180		

FUNDING SOURCE SCHEDULE (000'S)											
Parks And Recreation Bond Projects Fund		649	469	180					180		
TOTAL		649	469	180					180		

ANNUAL OPERATING BUDGET IMPACT (000'S)										
None										

Major Changes in Project Cost:
N/A

Notes:
Project schedule dates and selected budget information are not provided due to the ongoing nature of this project.

FY Initiated:	Ongoing	Redevelopment Area:	N/A
Initial Project Budget:		SNI Area:	N/A
Appn. #:	6883	USGBC LEED:	N/A

Parks and Community Facilities Development - Bond Projects

2012-2016 Adopted Capital Improvement Program

Detail of Construction Projects

3. Happy Hollow Park and Zoo Renovation and Improvements

CSA:	Neighborhood Services	Initial Start Date:	1st Qtr. 2001
CSA Outcome:	Safe and Clean Parks, Facilities and Attractions	Revised Start Date:	2nd Qtr. 2001
Department:	Parks, Recreation and Neighborhood Services	Initial Completion Date:	1st Qtr. 2008
Council District:	7	Revised Completion Date:	3rd Qtr. 2011
Location:	Happy Hollow Park and Zoo on Senter Road		

Description: This project provides funding for the design and construction of renovations and improvements at Happy Hollow Park and Zoo. Project elements include the closure of the Roberts Avenue landfill, constructing a new parking lot, main entrance, pedestrian bridge, green buffer, and administration buildings, renovating the attractions area, and demolishing and rebuilding the zoo.

Justification: Renovations of selected parks were identified in the Greenprint for Parks and Community Facilities and Programs, adopted in September 2000 and updated in December 2009, and funded by the San José Safe Neighborhood Parks and Recreation Bond, approved by voters in November 2000.

EXPENDITURE SCHEDULE (000'S)

Cost Elements	Prior Years	2010-11 Appn.	2010-11 Estimate	2011-12	2012-13	2013-14	2014-15	2015-16	5-Year Total	Beyond 5-Year	Project Total
Development	3,251										3,251
Design	9,071										9,071
Bid & Award	475										475
Construction	43,687	4,081	2,426	1,656					1,656		47,769
TOTAL	56,484	4,081	2,426	1,656					1,656		60,566

FUNDING SOURCE SCHEDULE (000'S)

Parks And Recreation Bond Projects Fund	56,484	4,081	2,426	1,656					1,656		60,566
TOTAL	56,484	4,081	2,426	1,656					1,656		60,566

ANNUAL OPERATING BUDGET IMPACT (000'S)

Maintenance*
Operating*

TOTAL

Major Changes in Project Cost:

2009-2013 CIP - increase of \$2,682,000 due to escalating construction costs.
2010-2014 CIP - increase of \$5,680,000 to the project budget. Increase of \$3,180,000 is due to escalating construction costs and \$2,500,000 is due to higher than anticipated costs related to the new pedestrian bridge and parking lot.

Notes:

This project is funded by the Parks and Recreation Bond Projects Fund (\$60,566,000), Park Trust Fund (\$347,000), and Parks City-Wide Construction and Conveyance Tax Fund (\$12,248,000). The Revised Completion Date displayed above refers to the beneficial use date for the final phase of the project (parking lot).

* The operating and maintenance costs associated with this facility were allocated to the Parks, Recreation and Neighborhood Services Department during the 2009-2010 budget process.

FY Initiated:	2001-2002	Redevelopment Area:	Yes
Initial Project Budget:	\$52,373,000	SNI Area:	Spartan/Keyes Tully/Senter
Appn. #:	4787, 6882, 6922	USGBC LEED:	Gold

Parks and Community Facilities Development - Bond Projects

2012-2016 Adopted Capital Improvement Program

Detail of Non-Construction Projects

4. Program Management - City Facilities Architecture Services (CFAS)

CSA: Neighborhood Services
CSA Outcome: Safe and Clean Parks, Facilities and Attractions
Department: Parks, Recreation and Neighborhood Services
Description: This allocation provides funding for the Public Works Department staff members who provide services for the park bond program including: budget and cost control; scheduling; assisting in preparation of the Capital Budget/Capital Improvement Program; and management of Capital projects.

EXPENDITURE SCHEDULE (000'S)											
Cost Elements	Prior Years	2010-11 Appn.	2010-11 Estimate	2011-12	2012-13	2013-14	2014-15	2015-16	5-Year Total	Beyond 5-Year	Project Total
Program Management		48	48	25					25		
TOTAL		48	48	25					25		

FUNDING SOURCE SCHEDULE (000'S)											
Parks And Recreation Bond Projects Fund		48	48	25					25		
TOTAL		48	48	25					25		

Notes:
 Selected budget information is not provided due to the ongoing nature of this project.

Appn. #: 6320

5. Program Management - Park Bond Projects

CSA: Neighborhood Services
CSA Outcome: Safe and Clean Parks, Facilities and Attractions
Department: Parks, Recreation and Neighborhood Services
Description: This allocation provides funding for Parks, Recreation and Neighborhood Services Department staff members who provide services for the park bond program including: preliminary design concepts; environmental clearances; site plan reviews; preparation of the Capital Budget/Capital Improvement Program; facilitation of community meetings; and management of capital projects.

EXPENDITURE SCHEDULE (000'S)											
Cost Elements	Prior Years	2010-11 Appn.	2010-11 Estimate	2011-12	2012-13	2013-14	2014-15	2015-16	5-Year Total	Beyond 5-Year	Project Total
Program Management		574	574	266	269	135			670		
TOTAL		574	574	266	269	135			670		

FUNDING SOURCE SCHEDULE (000'S)											
Parks And Recreation Bond Projects Fund		574	574	266	269	135			670		
TOTAL		574	574	266	269	135			670		

Notes:
 Selected budget information is not provided due to the ongoing nature of this project.

Appn. #: 6931

Parks and Community Facilities Development - Bond Projects

2012-2016 Adopted Capital Improvement Program

Summary of Reserves

Project Name:	Contingency Reserve: Parks and Recreation Bond Projects	Initial Start Date:	N/A
5-Year CIP Budget:	\$8,017,202	Revised Start Date:	
Total Budget:	\$8,017,202	Initial End Date:	N/A
Council District:	City-wide	Revised End Date:	
USGBC LEED:	N/A		

Description: This reserve provides potential funding for projects that exceed budgeted levels due to higher than anticipated costs.

Project Name:	Reserve: Soccer Complex	Initial Start Date:	N/A
5-Year CIP Budget:	\$14,483,000	Revised Start Date:	
Total Budget:	\$14,483,000	Initial End Date:	N/A
Council District:	City-wide	Revised End Date:	
USGBC LEED:	N/A		

Description: This reserve provides funding for the design and construction of a regional sports complex with an emphasis on soccer. Funding of \$640,000 is provided across 2010-2011 and 2011-2012 in the Soccer Complex allocation for site study and feasibility work associated with possibly locating the complex at the FMC site near the Airport. This project is not anticipated to have a negative impact on the General Fund as revenues are expected to equal or exceed operating and maintenance costs.

Project Name:	Reserve: Softball Complex	Initial Start Date:	N/A
5-Year CIP Budget:	\$9,695,000	Revised Start Date:	
Total Budget:	\$9,695,000	Initial End Date:	N/A
Council District:	City-wide	Revised End Date:	
USGBC LEED:	N/A		

Description: This reserve will provide funding for the design and construction of a regional sports complex with an emphasis on softball fields, at a site yet to be determined. Funding of \$103,000 is provided in 2010-2011 in the Softball Complex allocation for the evaluation of potential options and sites for the facility. For purposes of forecasting the future impact this complex will have on the General Fund, operating and maintenance costs of \$90,000 for this facility have been assumed beginning in 2013-2014 (annual operating and maintenance impact is \$186,000).

PAGE IS INTENTIONALLY LEFT BLANK