



# City of San José **Recovery Plan**

## **State and Local Fiscal Recovery Funds** 2022 Report

## Table of Contents

---

General Overview .....	1
Executive Summary.....	3
Use of Coronavirus State and Local Fiscal Recovery Funds.....	5
City Roadmap Enterprise Priorities, Initiatives and Projects (Workstreams).....	7
Performance Report.....	18
Revenue Loss Replacement (EC 6) – General Fund.....	19
Revenue Loss Replacement (EC 6) – Convention and Cultural Affairs Fund .....	20
American Rescue Plan Summary and Multi-Year Considerations .....	21
Promoting Equitable Outcomes .....	22
Community Engagement .....	25
Labor Practices .....	27
Use of Evidence .....	29
Table of Expenses by Expenditure Category.....	30
Project Inventory .....	31
COVID-19 Pandemic Community + Economic Recovery .....	32
Housing Stabilization.....	33
Re-Employment + Workforce Development.....	39
Small Business Recovery + Resilience .....	50
COVID-19 Recovery Task Force .....	86
Resilient + Sustainable City Infrastructure + Emergency Preparedness.....	91
Disaster Ready + Climate Smart .....	92
Emergency Housing System Expansion .....	97
Encampment Services, Outreach, Assistance + Resources.....	100
Encampment Management + Safe Relocation.....	109
Vision Zero Traffic Safety.....	112
City Services Continuity of Operations.....	115
Clean, Vibrant + Inclusive Neighborhoods + Public Life.....	118
Children + Youth Services Master Plan .....	119
Education, Digital Equity + Digital Literacy .....	132
BeautifySJ Encampment Trash Services .....	141
Building the San José of Tomorrow with a Downtown for Everyone.....	144
Affordable Housing on Assembly Use Sites Policy (YIGBY).....	145
Powered by People.....	148
Citywide Hiring.....	149

## General Overview

No event in living memory has been more painful or traumatic for the people of the City of San José (City) than the COVID-19 pandemic and the subsequent economic crisis, which laid bare and exacerbated existing inequalities. In this moment, the City’s biggest challenge and biggest opportunity is to foster an equitable recovery to a “Better Normal”. The journey to healing, recovery and resilience will require unprecedented effort, resources, and creativity across our community and organization. Recovery is not for us to do alone; rather, this work must be done with the whole community, for the benefit of those most burdened by the crisis, guided by their wisdom, tapping into their potential, and building on their deep enduring strength.

The City is transitioning from an Emergency Response environment to one of Community and Economic Recovery. Longer-term, community-wide recovery efforts are being integrated into the City organization, while the City demobilizes all but core Emergency Operations Center (EOC) functions to respond to persistent COVID-19 surges. This is a large and complicated re-alignment of City services delivery almost as difficult as the COVID-19 Pandemic response itself. The Coronavirus State and Local Fiscal Recovery Funds in the American Rescue Plan Act supports these continuing recovery efforts, funding a span of fifteen San José City Roadmap initiatives under seven City Enterprise Priorities, with forty-nine projects<sup>1</sup> strengthening the post-pandemic revival of a City with over one million residents and approximately 66,000 businesses<sup>2</sup>.

Figure 1. City Roadmap: Coronavirus State and Local Fiscal Recovery Funded Initiatives

FY2022-23 Enterprise Priority	Initiative									
COVID-19 Pandemic Community and Economic Recovery	Housing Stabilization	Re-Employment + Workforce Development	Small Business Recovery + Resilience	COVID-19 Recovery Task Force						
Resilient + Sustainable City Infrastructure + Emergency Preparedness	Disaster Ready + Climate Smart	Reactive Infrastructure Resilience	Clean Energy Resilience	Water Supply Resilience	Natural Environment Restoration					
Ending Homelessness	Emergency Housing System Expansion	Encampment Services, Outreach, Assistance + Resources	Encampment Management + Safe Relocation	Emergency Housing Financial Sustainability	Safety Net Services County Coordination					
Safer San José	Police Reforms	Vision Zero Traffic Safety	City Services Continuity of Operations							
Clean, Vibrant + Inclusive Neighborhoods + Public Life	Children + Youth Services Master Plan	Education, Digital Equity + Digital Literacy	BeautifySJ Encampment Trash Services	BeautifySJ Vehicle Blight	Child Care Siting Policy Update					
Building the San José of Tomorrow with a Downtown for Everyone	Align Zoning with General Plan	Development Services Process Improvement	Google Downtown West Development	BART Silicon Valley Extension	Airport Connector + Diridon Station	North San José	High Speed Rail	Wage Theft Prevention Policy + Responsible Contractor Ordinance	Affordable Housing on Assembly Use Sites Policy (YIGBY)	
Enterprise Priority Foundational	Initiative									
Strategic Fiscal Positioning + Resource Deployment	Emergency Fiscal Recovery + Planning	Outcomes, Equity Indicators + Performance Management	Disparity Study	Advancing Equity through Culture + Practice	Procurement Improvement					
Powered by People	Workforce Diversity + Talent Pipeline	Citywide Hiring	Employee Wellbeing, Growth + Retention	Digital Workforce	Customer Service Vision + Standards					

Approved by City Council May 16, 2022

The American Rescue Plan (ARP) Act included \$212.3 million in Coronavirus State and Local

<sup>1</sup> Please note: “Workstream (Project)” has been used interchangeably with “project” throughout this document: workstream is commonly used City of San José terminology.

<sup>2</sup> City of San José 2022-2023 Proposed Operating Budget – San José At A Glance, <https://www.sanjoseca.gov/home/showpublisheddocument/85412/637880508392970000>

Fiscal Recovery Funds (CSLFRF) in direct local recovery assistance for the City, of which \$106.1 million was received in May 2021; the remainder was received in June 2022. The 2022 City Recovery Plan for State and Local Fiscal Recovery Funds (City Recovery Plan) includes a \$59.3 million allocation of CSLFRF monies to support four main spending priorities: homelessness and affordable housing, equitable economic recovery, battling blight, and strategic support. The CSLFRF funds, when combined with other City monies, will be used to strategically deliver the respective projects within the City Roadmap initiatives to help the City fully recover and return to that “Better Normal”. The City Recovery Plan will be revisited, and resources reallocated as City priorities and/or the CSLFRF program require.

## EXECUTIVE SUMMARY

---

This is Year 2 of the City of San José CSLFRF fiscal assistance program, and the City has fully appropriated the \$212.3 million in funding received, which is reflected in the City of San José Recovery Plan State and Local Fiscal Recovery Funds 2022 Report (City Recovery Plan). The City Recovery Plan continues its focus on the highest needs of our community and prioritizes the identification of sustainable ongoing funding, where feasible, for critical programs and services previously funded on a one-time basis. We acknowledge the pandemic's toll on our community and organization, and we maintain our collective resiliency throughout this difficult period and confidence in the City's ability to meet the challenges that lie ahead. We will continue to focus on:

- **WHAT work is most important** as defined by the San José City Roadmap the San José Mayor and City Council have prioritized, from *Housing Stabilization* to *Customer Service Vision + Standards* (City Roadmap).
- **WHO we are doing this with and for is with** our capable partners to ensure collective impact and **for** the people who have been most burdened by the pandemic, particularly Latino/Latina/Latinx and other people of color as well as women, seniors, differently-abled, and low-wage workers and small business owners; seeing them not only as clients with needs, but as partners with strengths and potential (Equity).
- **WHERE we need to ensure the most change** is predominately in the neighborhoods on the East Side and areas around Downtown, the neighborhoods with the highest rates of COVID-19 infection and death, and the highest rates of unemployment and financial distress (Place-Based).

The City must remain fiscally sound if we are to continue to support the lives and livelihoods of the people and businesses of San José into the future. This means a substantial amount of federal and state government recovery funds will go not only to addressing the ongoing economic and public health crises created and, in some cases, intensified by the COVID-19 Pandemic, but also to supporting the General Fund and other City funds, thereby preserving the City's organizational budgetary stability and wide range of long-established community services.

After working with staff to understand available funding and projects and receiving City Council feedback during the City's Fiscal Year 2022-23 Budget Study Sessions, this City Recovery Plan allocates the FY2022-2023 Community and Economic Recovery Budget with confirmed funding sources, including CSLFRF monies, based on the City Roadmap twenty (20) recovery initiatives and ensures funding for:

- Critical safety net services;
- Projects where the City must lead and execute;
- Strategic support, which includes foundational work such as planning, hiring/procurement, fiscal accountability and transparency, communication/language and community and partner engagement;
- Other key initiatives described in the City Council-approved Mayor's March Budget Message for FY2022-2023; and
- Mitigation of revenue shortfalls in City funds to ensure continuity of services.

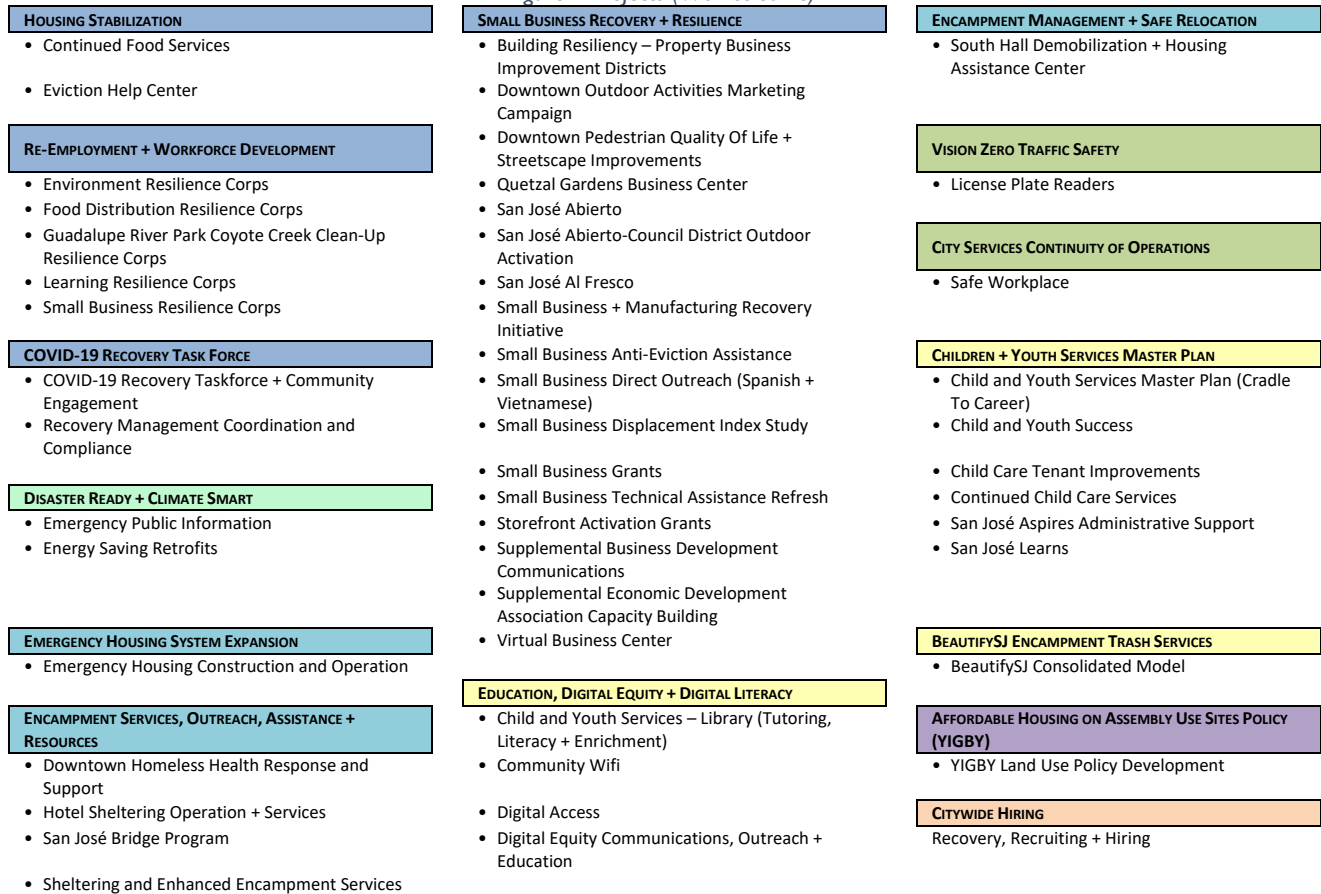
From the early onset of the pandemic, the City has been focused on supporting our most vulnerable communities, including coordinating food delivery to residents in need, sheltering our unhoused community, coordinating and assisting in the delivery of rental relief programs, providing direct outreach and assistance to the small business community, providing free afterschool programming, and deploying thousands of WiFi hotspot and connectivity devices so children can access a broadband connection while attending school remotely. For these programs, and others, we have provided an equity-focused, place-based approach to achieve more equitable outcomes for deeply impacted communities already disadvantaged prior to the pandemic's onset.

City staff will return to the City Council on a regular basis to provide updates on Roadmap workstreams, seek budget adjustments as required, and receive further feedback and direction to shape strategic direction, policy, and implementation. As noted above, the City Recovery Plan will be revisited and reallocated as City priorities and/or the CSLFRF program require.

## USE OF CORONAVIRUS STATE AND LOCAL FISCAL RECOVERY FUNDS

This City Recovery Plan for 2022-2023 presents an incremental – though still substantial – allocation of resources for community and economic recovery initiatives. To manage resource allocation and prioritization at a more granular level, each of the fifteen Recovery Initiatives was broken down into projects (workstreams). These projects are shown in Figure 2 below. Funding for the projects in Figure 2 was prioritized using a racial equity lens, a process which is described in detail in the *Promoting Equitable Outcomes* section below.

Figure 2 Projects (Workstreams)



The mapping of these projects to the City Roadmap and Initiatives is visually represented in the following Figure 3, *City Roadmap and Initiatives Mapping*.

Figure 3 City Roadmap and Initiatives Mapping

FY2022-23 Enterprise Priority	Initiative									
COVID-19 Pandemic Community and Economic Recovery	Housing Stabilization	Re-Employment + Workforce Development	Small Business Recovery + Resilience	COVID-19 Recovery Task Force						
Resilient + Sustainable City Infrastructure + Emergency Preparedness	Disaster Ready + Climate Smart	Reliable Infrastructure Resilience	Clean Energy Resilience	Water Supply Resilience	Natural Environment Restoration					
Ending Homelessness	Emergency Housing System Expansion	Encampment Services, Outreach, Assistance + Resources	Encampment Management + Safe Relocation	Emergency Housing Financial Sustainability	Safety Net Services County Coordination					
Safer San José	Police Reforms	Vision Zero Traffic Safety	City Services Continuity of Operations							
Clean, Vibrant + Inclusive Neighborhoods + Public Life	Children + Youth Services Master Plan	Education, Digital Equity + Digital Literacy	BeautifySJ Encampment Trash Services	BeautifySJ Vehicle Blight	Child Care Siting Policy Update					
Building the San José of Tomorrow with a Downtown for Everyone	Align Zoning with General Plan	Development Services Process Improvements	Google Downtown West Development	BART Silicon Valley Extension	Airport Connector + Diridon Station	North San José	High Speed Rail	Wage Theft Prevention Policy + Responsible Contractor Ordinance	Affordable Housing on Assembly Use Sites Policy (YIGBY)	
Enterprise Priority Foundational	Initiative									
Strategic Fiscal Positioning + Resource Deployment	Emergency Fiscal Recovery + Planning	Outcomes, Equity Indicators + Performance Management	Disparity Study	Advancing Equity through Culture + Practice	Procurement Improvement					
Powered by People	Workforce Diversity + Talent Pipeline	Citywide Hiring	Employee Wellbeing, Growth + Retention	Digital Workforce	Customer Service Vision + Standards					


Approved by City Council May 16, 2022



**CITY ROADMAP ENTERPRISE PRIORITIES, INITIATIVES AND PROJECTS (WORKSTREAMS)**

The City Recovery Plan use of funds is presented by City Enterprise Priorities, then Initiative, then individual Project. The City Enterprise Priorities and related Initiatives reflect a thread that relates to the common outcomes, objectives, communities, and/or partners. The tables below display all CSLFRF funding across all fiscal years, City Enterprise Priorities, Initiatives and Individual Projects.

CITY ROADMAP ENTERPRISE PRIORITY		CITY ROADMAP INITIATIVE FY2022-23 FUNDING		PROJECT (WORKSTREAM)
<b>COVID-19 PANDEMIC COMMUNITY AND ECONOMIC RECOVERY</b>				
FY2020-21	\$ 1,676,329	<b>HOUSING STABILIZATION</b>		<b>Continued Food Services ..... \$19,489,100</b> This project provides support for at-risk communities and populations, through the distribution of food and necessities.
FY2021-22	\$ 52,349,771	FY2020-21	\$ 1,676,329	<b>Eviction Help Center ..... \$ 3,100,000</b> This project funds outreach engagement, emergency rental assistance, legal assistance and tenants' rights to impacted tenants and landlords in the rental community while targeting low and extremely low income households.
FY2022-23	\$ 10,700,000	FY2021-22	\$ 17,812,771	
<b>Total</b>	<b>\$64,726,100</b>	FY2022-23	<u>\$ 3,100,000</u>	
		<b>TOTAL</b>	<b>\$ 22,589,100</b>	<b>Environment Resilience Corps ..... \$ 3,960,000</b> This project provides adults residing in high-poverty, high-unemployment neighborhoods with job training and applicable certifications for public parks and playground maintenance, fire/fuel reduction, bioretention swale maintenance, and HAZWOPER (Hazardous Waste Operations and Emergency Response) prior to actual field work in and around City parks.
		<b>RE-EMPLOYMENT + WORKFORCE DEVELOPMENT</b>		<b>Food Distribution Resilience Corps ..... \$ 11,900,000</b> This project provides workforce support to Second Harvest Food Bank of Silicon Valley for its food distribution services through San José Conservation Corps.
		FY2020-21	\$ 0	
		FY2021-22	\$ 17,750,000	
		FY2022-23	<u>\$ 2,000,000</u>	
		<b>TOTAL</b>	<b>\$ 19,750,000</b>	



**SMALL BUSINESS RECOVERY + RESILIENCE**

FY2020-21	\$ 0
FY2021-22	\$ 12,437,000
FY2022-23	\$ 1,900,000
<b>TOTAL</b>	<b>\$ 14,337,000</b>

**Guadalupe River Park Coyote Creek Clean-Up Resilience Corps**

..... \$ 1,400,000

Guadalupe River Park + Coyote Creek Clean-Up is a comprehensive job training program to provide adults residing in high-poverty, high-unemployment neighborhoods with skill sets for permanent employment with the City of San José or its partners.

**Learning Resilience Corps..... \$ 1,370,000**

The Learning Pathway/Resilience Corps pilot is a workforce development program to accelerate learning among low-income K-12 students by connecting qualified Corps associates to high-quality, well-established learning program providers serving San José students.

**Small Business Resilience Corps..... \$ 1,120,000**

This project assists small businesses in San José to engage in Digital Marketing to grow their business, and to assist residents of San José to gain new skills in Digital Marketing to re-enter the job market.

**Building Resiliency – Property Business Improvement Districts**

..... \$1,000,000

Small businesses need stronger support networks to recover from the COVID-pandemic and build resiliency for the next crisis. This project funds Property and Business Improvement Districts in primarily underserved, diverse business hubs in San José.


**Downtown Outdoor Activities Marketing Campaign ... \$ 400,000**

This project combats the negative effects of the COVID-19 pandemic, providing much-needed support to struggling businesses in San José’s city center through targeted marketing and promotional campaigns and outdoor events.


**Shop Local Hub to Support Neighborhood Business Districts**

..... \$ 100,000


This project updates the “Shop Local” hub to drive support for Neighborhood Business Districts



<b>Quetzal Gardens Business Center ..... \$ 75,000</b>
The project funds an operating grant for the Latino Business Foundation to open a small business center in East San José, an area hardest hit by COVID-19, partnering with the LBF, Excite Credit Union and CBO Somos Mayfair to occupy/operate the center.
<b>San José Abierto..... \$ 4,912,000</b>
The project expands the Viva Parks program from a summer program to a year-round, City-wide program that includes Downtown San José Parks (St. James Park/Plaza de Cesar Chavez), and include four Viva CalleSJ activations to promote arts in San José public spaces.
<b>San José Abierto-Council District Outdoor Activation. \$ 440,000</b>
This project expands existing contracts with arts and cultural organizations focused on activating and convening our community in the Downtown and neighborhood business corridors.
<b>San José Al Fresco..... \$ 1,250,000</b>
This initiative will assist businesses struggling to recover from decreased customer counts during the COVID-19 pandemic to permanently expand the footprint of their business operations outdoors.
<b>Small Business + Manufacturing Recovery Initiative .. \$ 1,000,000</b>
This project provides small businesses and manufacturers negatively impacted by COVID-19 the technical assistance and support resources they need to rebuild their business, adapt to change, and build resilience to survive the next crisis.
<b>Small Business Anti-Eviction Assistance..... \$ 150,000</b>
This project helps keep more small businesses open by providing advice, workshops and referrals to educate COVID-impacted business owners on resolving lease disputes, negotiating with landlords, and understand their rights and responsibilities to avoid eviction, and providing real estate advising and guidance for small businesses facing displacement.



<b>Small Business Direct Outreach (Spanish + Vietnamese)</b> ..... \$ 300,000
This project fund Office of Economic Development multilingual staff focused on business outreach within the Spanish- and Vietnamese-speaking communities, to assist businesses with resources to enhance their ability to start up or grow in San José.
<b>Small Business Displacement Index Study</b> ..... \$ 60,000
This project will create a model to identify businesses most at risk of displacement, and will use data, published research and best practice to develop recommendations on land use, zoning and access to technical assistance for affected businesses.
<b>Small Business Grants</b> ..... \$ 2,750,000
This project funds grants targeted to small businesses who have not received any federal stimulus loans, funds or state grant programs, directed to small businesses located in low-income census tracts and areas in the City hit hardest by COVID-19.
<b>Small Business Technical Assistance Refresh</b> ..... \$ 125,000
This project increases access to free business services to all San José-based small businesses. The project will refresh materials, enhance communication to businesses, and encourage new partners to develop new models of citywide and local support.
<b>Storefront Activation Grants</b> ..... \$ 200,000
The Citywide Storefront Grant Program will assist small business owners leasing or occupying a vacant or existing ground floor space with funding to make interior and/or exterior improvements to the building.
<b>Supplemental Business Development Communications</b> ..... \$ 400,000
This project will support and drive engagement with various City initiatives launched to help business owners struggling with COVID-19 impacts and ensure under-served, highly impacted communities are able to access City information and services.



**COVID-19 RECOVERY TASK FORCE**

FY2020-21	\$ 0
FY2021-22	\$ 4,350,000
FY2022-23	<u>\$ 3,700,000</u>
<b>TOTAL</b>	<b>\$ 8,050,000</b>

**Supplemental Economic Development Association Capacity Building ..... \$ 1,000,000**

This project helps build capacity in City of San José business districts while directing resources to underserved communities most impacted by the COVID-19 pandemic and consequent economic fallout.

**Virtual Business Center ..... \$ 175,000**

The Virtual Business Center is a citywide one-stop shop to support entrepreneurs starting a business in San José. Services will be free and co-designed with partners to enhance entrepreneurship and strengthen equity-based delivery.

**COVID-19 Recovery Taskforce + Community Engagement ..... \$3,700,000**

This project funds a newly formed, Citywide, cross-sector, community-based COVID-19 Recovery Task Force to provide recommendations to the City Council on COVID-19 economic and social recovery matters.

**Recovery Management Coordination and Compliance ..... \$ 4,350,000**

This project further supports a COVID-19 Recovery Task Force to provide recommendations to the City Council on COVID-19 economic and social recovery matters.

**RESILIENT + SUSTAINABLE CITY INFRASTRUCTURE + EMERGENCY PREPAREDNESS**

		<b>DISASTER READY + CLIMATE SMART</b>	<b>Emergency Public Information.....\$ 1,480,000</b>
FY2020-21	\$ 0	FY2020-21	\$ 0
FY2021-22	\$ 1,500,000	FY2021-22	\$ 1,500,000
FY2022-23	\$ 480,000	FY2022-23	<u>\$ 480,000</u>
<b>Total</b>	<b><u>\$ 1,980,000</u></b>	<b>TOTAL</b>	<b>\$ 1,980,000</b>
			<b>Energy Saving Retrofits.....\$ 500,000</b>
			This project supports timely, accurate information to residents and businesses to aid in community and economic recovery and safety by the creation and translation of emergency communications using digital media, print, collateral, and other outreach strategies.
			This project supplements energy efficiency programs authorized by the California Public Utilities Commission to incentivize energy-saving retrofits in low income homes.

**ENDING HOMELESSNESS**

<table border="0"> <tr> <td>FY2020-21</td> <td>\$ 0</td> </tr> <tr> <td>FY2021-22</td> <td>\$ 19,750,000</td> </tr> <tr> <td>FY2022-23</td> <td>\$ 21,800,000</td> </tr> <tr> <td><b>Total</b></td> <td><b>\$41,550,000</b></td> </tr> </table>	FY2020-21	\$ 0	FY2021-22	\$ 19,750,000	FY2022-23	\$ 21,800,000	<b>Total</b>	<b>\$41,550,000</b>	<p align="center"><b>EMERGENCY HOUSING SYSTEM EXPANSION</b></p> <table border="0"> <tr> <td>FY2020-21</td> <td>\$ 0</td> </tr> <tr> <td>FY2021-22</td> <td>\$ 4,000,000</td> </tr> <tr> <td>FY2022-23</td> <td><u>\$ 18,500,000</u></td> </tr> <tr> <td><b>TOTAL</b></td> <td><b>\$ 22,500,000</b></td> </tr> </table>	FY2020-21	\$ 0	FY2021-22	\$ 4,000,000	FY2022-23	<u>\$ 18,500,000</u>	<b>TOTAL</b>	<b>\$ 22,500,000</b>	<p><b>Emergency Housing Construction and Operation .....\$22,500,000</b></p> <p>This project enables the development, construction, and ongoing operations of emergency and interim housing at six sites in the City, including quick-build communities and converted motels.</p>
	FY2020-21	\$ 0																
FY2021-22	\$ 19,750,000																	
FY2022-23	\$ 21,800,000																	
<b>Total</b>	<b>\$41,550,000</b>																	
FY2020-21	\$ 0																	
FY2021-22	\$ 4,000,000																	
FY2022-23	<u>\$ 18,500,000</u>																	
<b>TOTAL</b>	<b>\$ 22,500,000</b>																	
<p align="center"><b>ENCAMPMENT SERVICES, OUTREACH, ASSISTANCE + RESOURCES</b></p> <table border="0"> <tr> <td>FY2020-21</td> <td>\$ 0</td> </tr> <tr> <td>FY2021-22</td> <td>\$ 12,200,000</td> </tr> <tr> <td>FY2022-23</td> <td><u>\$ 3,300,000</u></td> </tr> <tr> <td><b>TOTAL</b></td> <td><b>\$ 15,500,000</b></td> </tr> </table>	FY2020-21	\$ 0	FY2021-22	\$ 12,200,000	FY2022-23	<u>\$ 3,300,000</u>	<b>TOTAL</b>	<b>\$ 15,500,000</b>	<p><b>Downtown Homeless Health Response and Support .....\$1,500,000</b></p> <p>This project funds the City Downtown Crisis Response Program, a homeless outreach and engagement program in downtown San José.</p> <p><b>Hotel Sheltering Operation + Services..... \$4,000,000</b></p> <p>This project funds interim housing and support services at hotels for at-risk households while transitioning to more stable housing opportunities.</p> <p><b>San José Bridge Program .....\$7,000,000</b></p> <p>The San José Bridge Program (SJ Bridge) is an employment program, coupled with housing opportunities, for homeless San José residents.</p> <p><b>Sheltering and Enhanced Encampment Services .....\$ 3,000,000</b></p> <p>This project provides basic needs support along with street-based case management to unsheltered residents.</p>									
FY2020-21	\$ 0																	
FY2021-22	\$ 12,200,000																	
FY2022-23	<u>\$ 3,300,000</u>																	
<b>TOTAL</b>	<b>\$ 15,500,000</b>																	

	<p style="text-align: center;"><b>ENCAMPMENT MANAGEMENT + SAFE RELOCATION</b></p> <p>FY2020-21                    \$0</p> <p>FY2021-22                 \$ 3,550,000</p> <p>FY2022-23                    <u>\$ 0</u></p> <p style="text-align: right;"><b>TOTAL                 \$ 3,550,000</b></p>	<p><b>South Hall Demobilization + Housing Assistance Center</b> .....\$ 3,550,000</p> <p>This project provides housing assistance, support services and temporary housing to individuals transitioning from temporary shelters or the Services Outreach Assistance and Resources (SOAR) encampment program.</p>
--	---	---

<b>SAFER SAN JOSÉ</b>		
<p>FY2020-21                    \$ 0</p> <p>FY2021-22                 \$ 478,000</p> <p>FY2022-23                    \$ 0</p> <p style="text-align: right;"><b>Total                    <u>\$ 478,000</u></b></p>	<p style="text-align: center;"><b>VISION ZERO TRAFFIC SAFETY</b></p> <p>FY2020-21                    \$0</p> <p>FY2021-22                 \$ 250,000</p> <p>FY2022-23                    <u>\$ 0</u></p> <p style="text-align: right;"><b>TOTAL                    \$ 250,000</b></p>	<p><b>License Plate Readers .....\$250,000</b></p> <p>This project will fund the cost of standard speed license plate readers cameras, and pilot a partnership with the State of California Department of Motor Vehicles (DMV) to cover the cost of the City use of the DMV registration database.</p>
	<p style="text-align: center;"><b>CITY SERVICES CONTINUITY OF OPERATIONS</b></p> <p>FY2020-21                    \$ 0</p> <p>FY2021-22                 \$ 228,000</p> <p>FY2022-23                    <u>\$ 0</u></p> <p style="text-align: right;"><b>TOTAL                    \$ 228,000</b></p>	<p><b>Safe Workplace.....\$ 228,000</b></p> <p>This project funds the purchase of COVID-19 testing kits distributed to City of San José employees for City-mandated testing, to help manage the spread of COVID-19.</p>



**CLEAN, VIBRANT + INCLUSIVE NEIGHBORHOODS + PUBLIC LIFE**

FY2020-21	\$ 0
FY2021-22	\$ 22,458,000
FY2022-23	\$ 18,825,000
<b>Total</b>	<b>\$ 41,283,000</b>

<b>CHILDREN + YOUTH SERVICES MASTER PLAN</b>	
FY2020-21	\$0
FY2021-22	\$ 3,338,000
FY2022-23	\$ 8,341,000
<b>TOTAL</b>	<b>\$ 11,679,000</b>

<p><b>Child and Youth Services Master Plan (Cradle To Career)</b> .....\$ 2,764,000</p> <p>This project funds the development of the City of San José Children and Youth Services Master Plan (Cradle to Career) to deliver a coordinated, cross-system of resources to address the emerging mental and physical health needs of children and youth.</p>
<p><b>Child and Youth Success</b>.....\$ 855,000</p> <p>This project funds staff and consulting services to develop a comprehensive "Cradle to Career" Children and Youth Master Plan and identify potential consolidation of existing multi-departmental services.</p>
<p><b>Child Care Tenant Improvements</b>.....\$ 900,000</p> <p>This project establishes an Affordable Housing Childcare Tenant Improvement Fund within the Housing Department to support the development of childcare facilities in the ground floor retail spaces of new City of San José-funded affordable housing developments.</p>
<p><b>Continued Child Care Services</b> .....\$ 5,372,000</p> <p>This project continues to prioritize childcare by administering high quality and affordable childcare through a variety of programs and services throughout the City of San José.</p>
<p><b>San José Aspires Administrative Support</b> .....\$ 788,000</p> <p>This project funds administrative support for the San José Aspires program, which provides college and career readiness guidance, as well as other educational and career opportunities, to under-resourced students.</p>
<p><b>San José Learns</b> ..... \$1,000,000</p> <p>This project funds eligible promising and innovative out-of-school learning programs for San José students in an effort to mitigate adverse impacts of the COVID-19 pandemic on high-risk youth.</p>

**EDUCATION, DIGITAL EQUITY +  
DIGITAL LITERACY**

FY2020-21	\$ 0
FY2021-22	\$ 5,120,000
FY2022-23	\$ 3,484,000
<b>TOTAL</b>	<b>\$ 8,604,000</b>

**BEAUTIFYSJ ENCAMPMENT  
TRASH SERVICES**

FY2020-21	\$ 0
FY2021-22	\$ 14,000,000
FY2022-23	\$ 7,000,000
<b>TOTAL</b>	<b>\$ 21,000,000</b>

**Child and Youth Services – Library (Tutoring, Literacy +  
Enrichment) ..... \$2,409,000**

This funding establishes the Child and Youth Services – Library (Tutoring, Literacy, Enrichment) program primarily for the opportunity for high-needs students to access high-quality tutoring services to accelerate growth toward academic goals.

**Community Wifi .....\$ 3,250,000**

This project partners with the East Side Union High School District builds free and accessible outdoor wireless networks available for the community to use in areas of low digital equity.

**Digital Access .....\$ 1,995,000**

This project funds the San José Public Library distribution of hotspots and computing devices directly to members of the community in need either to K-12 students through their school or members of the general public through the public library.

**Digital Equity Communications, Outreach + Education ..\$ 950,000**

This project provides the community with additional digital learning resources (eResources) as well as awareness of other resources available through the San José Public Library.

**BeautifySJ Consolidated Model .....\$ 21,000,000**

Provide waste removal (trash, debris, biohazards and household hazardous waste) at 190+ homeless encampment sites throughout the City of San José as part of the Encampment Trash Program. This program is part of the City Encampment Management Strategy.

**BUILDING THE SAN JOSÉ OF TOMORROW WITH A DOWNTOWN FOR EVERYONE**

FY2020-21	\$ 0	<b>AFFORDABLE HOUSING ON ASSEMBLY USE SITES POLICY (YIGBY)</b> FY2020-21 \$ 0 FY2021-22 \$ 75,000 FY2022-23 \$ 0 <b>TOTAL \$ 75,000</b>	<b>YIGBY Land Use Policy Development .....\$ 75,000</b> This project funds community outreach for a “Yes, In My Back Yard” (YIGBY) Public/Quasi-Public (PQP) policy to update the zoning ordinance and General Plan to allow for affordable housing on PQP-sites with assembly uses currently operating.
FY2021-22	\$ 75,000		
FY2022-23	\$ 0		
<b>Total</b>	<b>\$ 75,000</b>		

**POWERED BY PEOPLE**

FY2020-21	\$ 0	<b>CITYWIDE HIRING</b> FY2020-21 \$ 0 FY2021-22 \$ 850,000 FY2022-23 \$ 0 <b>TOTAL \$ 850,000</b>	<b>Recovery, Recruiting + Hiring .....\$ 850,000</b> This project increases capacity in Human Resources to hire recovery-focused staff positions for critical community and economic recovery priorities on the City Roadmap, such as Ending Homelessness, Small Business Recovery, Child and Youth Services, BeautifySJ, etc.
FY2021-22	\$ 850,000		
FY2022-23	\$ 0		
<b>Total</b>	<b>\$ 850,000</b>		

## PERFORMANCE REPORT

---

The City of San José has a strong history of making strategic and operational performance decisions based on data, best practices, and professional expertise to improve the quality of life for residents of San José. The City's City Service Area (CSA) performance management framework, which includes but is not limited to the CSA's core mission, qualitative outcomes, strategic goals, performance measures, performance targets, actual performance achieved, and Core Service budget allocation have been considered a local government best practice taught in many educational forums. It has been many years since this framework has been refreshed and now is an appropriate time to imbed racial equity practices and the City Initiatives Roadmap into an improved performance management framework.

The 2022-2023 City Initiatives Roadmap includes the Outcomes, Equity Indicators, and Performance Management Initiative, which will pilot and then scale the implementation of a refreshed performance management framework to define and/or refresh and manage outcomes, equity indicators, and performance management metrics and measures within and across City Service Areas/Core Services and the City Roadmap embedding racial equity practices throughout this work. The City of San José has specific tracking within each department, and reporting issues are brought to the City Manager's office to help with streamlining and fixing administrative problems. Each Individual Project has performance data in their respective project inventory sheet.

## REVENUE LOSS REPLACEMENT (EC 6) – GENERAL FUND

---

A number of City services and revenues were negatively impacted by the COVID-19 emergency. The City General Fund sustained significant shortfalls for the past three fiscal years (2019-2020, 2020-2021, and 2021-2022). In addition, several other funding sources dedicated to support specified City services saw significant revenue losses. While the City worked quickly to recognize the anticipated revenue loss and take corresponding actions to reduce expenditures, the significant influx of Federal and State resources received helped limit the pandemic’s short-term impact and allowed the City to marshal a community-focused response and recovery effort. As of the 2022-2023 Adopted Operating Budget, the City has allocated a total of \$57.3 million from CSLFRF funds to supplement lost General Fund revenue as a result of the pandemic. The revenue loss replacement funds will be used to fund core City governmental services.

The largest investments in this category include the Police Sworn Hire Ahead Program (\$7.5 million), Beautify San José Consolidated Model Staffing (\$4.7 million), Foot Patrols in Downtown and High Needs Neighborhoods (\$3.7 million), \$3.3 million to partially reimburse the City for COVID-19 related revenue losses, Placemaking/Viva Calle and Viva Parks (\$2.2 million), Climate Smart Plan Update and Carbon Neutrality Program Expansion (\$2.2 million), Small Business Recovery – Supplemental Arts + Cultural Funding (\$2.0 million), Beautify San José Landscape Maintenance Program (\$1.1 million), Drive to Digital/Hybrid Workplace (\$1.2 million), and Pest and Turf Management Team (\$1.1 million).<sup>3</sup>

Core City Governmental Activities and Revenue Replacement                      \$57,266,000

Total Amount Supported by CSLFRF for the General Fund	\$57,266,000
---	--------------

---

<sup>3</sup> 2022-23 Proposed Operating Budget, <https://www.sanjoseca.gov/home/showpublisheddocument/85306/637872629004770000>

## REVENUE LOSS REPLACEMENT (EC 6) – CONVENTION AND CULTURAL AFFAIRS FUND

---

While hotel activity and convention-related activity is beginning to rebound, recovery here is slower than elsewhere in the local economy. A total of \$4.0 million is anticipated to be needed to maintain a positive fund balance within the Convention and Cultural Affairs Fund in FY2022-2023. By the end of 2021-2022, Team San Jose will have exhausted previous reserve levels within the Convention and Visitors Bureau accounts and will have access to a very limited fund balance. To ensure that Team San Jose can continue modest marketing programs to drive additional leisure activity and to increase convention center activation, a higher level of support from the CSLFRF will be needed in 2022-2023.

An amount of \$2.5 million from CSLFRF was transferred in FY2021-22 to the Convention and Cultural Affairs Fund to ensure that sufficient resources were available to support basic operating expenses related to the Convention Center and other cultural facilities, and to ensure that the fund maintained a positive fund balance. This brings the total CSLFRF support to date for the Convention and Cultural Affairs Fund to \$6.5 million.

Convention and Cultural Affairs Fund

\$6,500,000

Total Amount Supported by CSLFRF for the Convention and Cultural Affairs Fund	\$6,500,000
---	-------------

## AMERICAN RESCUE PLAN SUMMARY AND MULTI-YEAR CONSIDERATIONS

Below is a summary of the CSLFRF as allocated in the 2022 City Recovery Plan.

*Table 1. Sources and Uses summary of CSLFRF budget allocations and remaining funding*

	<b>Amount</b>
Federal Government Appropriation – CSLFRF	\$212.3 million
Estimated Interest Earnings	\$2.5 million
Amount to Balance General Fund Budget Shortfall (Revenue Replacement)	(\$57.3 million)
Amount to resolve anticipated 2022-2023 negative fund balance in the Convention and Cultural Affairs Fund (Revenue Replacement)	(\$6.5 million)
Funds Expended in 2020-2021	(\$1.7 million)
Funds Allocated in 2021-2022	(\$97.5 million)
<b>Funds Available for Programming in 2022-2023</b>	<b>\$51.8 million</b>
Funds proposed for 2022-2023	(\$51.8 million)
<b>Funds Unallocated After 2022-2023 Budget Allocation</b>	<b>\$0 million</b>

Of the \$212.3 million received by the City in two installments (May 2021 and June 2022), \$63.8 million will be used for revenue replacement to balance the General Fund and the Convention and Cultural Affairs Fund<sup>4</sup>.

<sup>4</sup> City's Convention and Cultural Affairs revenue has been severely impacted; \$4.0 million is needed to resolve an otherwise negative balance in the fund used to support operations of the San José Convention Center and other cultural facilities in FY2022-2023.

## PROMOTING EQUITABLE OUTCOMES

To help ensure a racial equity-based and data-driven resource allocation of the City’s constrained funds for its Community and Economic Recovery from COVID-19, the City added a racial equity lens to a Weighted Shortest Job First (WSJF) process for the FY2021-22 City Roadmap development, shown in Figure 4, which was used to prioritize the City Roadmap Initiatives and projects. The prioritization criteria for the WSJF process are shown in Figure 5.

Figure 4. Weighted Shortest Job First (WSJF) Process

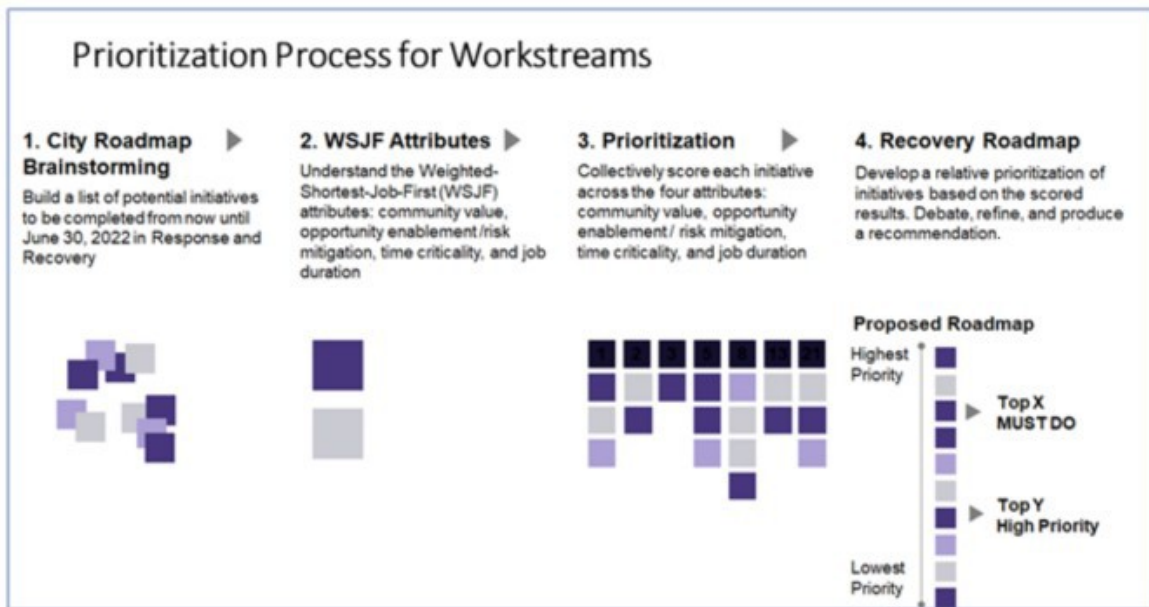


Figure 5

Recovery Workstream Prioritization with a Racial Equity Lens	
<b>Community Value</b>	<ul style="list-style-type: none"> <li>• How equitable is the initiative? Who is benefitting? Who is burdened? What neighborhoods?</li> <li>• What is the relative value to the community and how does it contribute? How many people are served?</li> <li>• Is this serving marginalized communities? Is it intersectional? Are there higher order positive impacts?</li> <li>• What is the magnitude of impact/change and change to the efficiency or effectiveness of service?</li> </ul>
<b>Opportunity Enablement / Risk Mitigation</b>	<ul style="list-style-type: none"> <li>• Would failure open the community up to risk for human, material, economic, or environmental losses?</li> <li>• Does this serve an at-risk population? What is the risk within certain neighborhoods in the City?</li> <li>• How reimbursable is this? Does this bring in tax revenue?</li> <li>• Does this initiative pave the way for others which need this to come first?</li> <li>• How likely is not completing the initiative to cause litigation against the organization?</li> </ul>
<b>Time Criticality</b>	<ul style="list-style-type: none"> <li>• How susceptible is the neighborhood to pandemic impact in the short-term?</li> <li>• How important is it that this initiative gets done quickly?</li> <li>• Is there no other solution? Are other partners better at providing the solution?</li> <li>• Is there another external funding source to move on to? Are they eligible for another solution?</li> <li>• What is the current community impact, especially marginalized communities, if we do not complete?</li> </ul>
<b>Job Duration</b>	<ul style="list-style-type: none"> <li>• How long will the initiative take to execute?</li> <li>• How complex and how many unknowns does the initiative have?</li> <li>• How many dependencies are outside of our control? How controversial is the initiative?</li> <li>• How is the relationship with the partner?</li> <li>• How much staff time and effort will this take?</li> </ul>

For the FY2022-2023 Budget Process, the City Office of Racial Equity collaborated with the Budget Office and departmental staff to further embed the explicit consideration of equity into the budgeting process, including a new iteration of the City Budgeting for Equity Worksheet, This



overall prioritization strategy translated into the specific services or programs offered by the City in the following CSLFRF Expenditure Categories:

---

**PUBLIC HEALTH (EC 1)**

---

Funds are being used to respond to COVID-19, the broader health impacts of COVID-19, and the COVID-19 public health emergency, including community violence interventions and behavioral health.

- |  |   |
|--|---|
| <ul style="list-style-type: none"> <li><input checked="" type="checkbox"/> COVID-19 Recovery Taskforce + Community Engagement</li> <li><input checked="" type="checkbox"/> Emergency Public Information</li> </ul> | <ul style="list-style-type: none"> <li><input checked="" type="checkbox"/> Recovery Management Coordination And Compliance</li> <li><input checked="" type="checkbox"/> Safe Workplace</li> </ul> |
|--|---|

---

**NEGATIVE ECONOMIC IMPACTS (EC 2)**

---

Funds are being used to respond to negative economic impacts of the COVID-19 public health emergency, including services to households (such as affordable housing, job training, and childcare), small businesses, non-profits, and impacted industries.

- |   |  |
|---|--|
| <ul style="list-style-type: none"> <li><input checked="" type="checkbox"/> BeautifySJ Consolidated Model</li> <li><input checked="" type="checkbox"/> Building Resiliency – Property Business Improvement Districts</li> <li><input checked="" type="checkbox"/> Child And Youth Services – Library (Tutoring, Literacy + Enrichment)</li> <li><input checked="" type="checkbox"/> Child And Youth Services Master Plan (Cradle To Career)</li> <li><input checked="" type="checkbox"/> Child And Youth Success</li> <li><input checked="" type="checkbox"/> Child Care Tenant Improvements</li> <li><input checked="" type="checkbox"/> Community Wifi</li> <li><input checked="" type="checkbox"/> Continued Child Care Services</li> <li><input checked="" type="checkbox"/> Continued Food Services</li> <li><input checked="" type="checkbox"/> Digital Access</li> <li><input checked="" type="checkbox"/> Digital Equity Communications, Outreach + Education</li> <li><input checked="" type="checkbox"/> Downtown Homeless Health Response And Support</li> <li><input checked="" type="checkbox"/> Downtown Outdoor Activities Marketing Campaign</li> <li><input checked="" type="checkbox"/> Downtown Pedestrian Quality Of Life + Streetscape Improvements</li> <li><input checked="" type="checkbox"/> Emergency Housing Construction And Operation</li> <li><input checked="" type="checkbox"/> Energy Saving Retrofits</li> <li><input checked="" type="checkbox"/> Environment Resilience Corps</li> </ul> | <ul style="list-style-type: none"> <li><input checked="" type="checkbox"/> Eviction Help Center</li> <li><input checked="" type="checkbox"/> Food Distribution Resilience Corps</li> <li><input checked="" type="checkbox"/> Guadalupe River Park Coyote Creek Clean-Up Resilience Corps</li> <li><input checked="" type="checkbox"/> Hotel Sheltering Operation + Services</li> <li><input checked="" type="checkbox"/> Learning Resilience Corps</li> <li><input checked="" type="checkbox"/> License Plate Readers</li> <li><input checked="" type="checkbox"/> Quetzal Gardens Business Center</li> <li><input checked="" type="checkbox"/> San José Abierto</li> <li><input checked="" type="checkbox"/> San José Abierto-Council District Outdoor Activation</li> <li><input checked="" type="checkbox"/> San José Al Fresco</li> <li><input checked="" type="checkbox"/> San José Aspires Administrative Support</li> <li><input checked="" type="checkbox"/> San José Bridge Program</li> <li><input checked="" type="checkbox"/> San José Learns</li> <li><input checked="" type="checkbox"/> Sheltering and Enhanced Encampment Services</li> <li><input checked="" type="checkbox"/> Small Business + Manufacturing Recovery Initiative</li> <li><input checked="" type="checkbox"/> Small Business Anti-Eviction Assistance</li> <li><input checked="" type="checkbox"/> Small Business Direct Outreach (Spanish + Vietnamese)</li> <li><input checked="" type="checkbox"/> Small Business Displacement Index Study</li> <li><input checked="" type="checkbox"/> Small Business Grants</li> <li><input checked="" type="checkbox"/> Small Business Resilience Corps</li> </ul> |
|---|--|

- Small Business Technical Assistance Refresh
- South Hall Demobilization + Housing Assistance Center
- Storefront Activation Grants

- Supplemental Business Development Communications
- Supplemental Economic Development Association Capacity Building
- Virtual Business Center
- YIGBY Land Use Policy Development

---

---

**PUBLIC HEALTH-NEGATIVE ECONOMIC IMPACT: PUBLIC SECTOR CAPACITY (EC 3)**

---

---

Funds are being used to support public sector workforce and capacity, including public sector payroll, rehiring of public sector workers, and building of public sector capacity.

- Recovery, Recruiting + Hiring

---

---

**REVENUE REPLACEMENT (EC 6)**

---

---

Funds have been used to provide government services, including any funds used under revenue loss for non-federal cost-share or matching requirements of other federal programs.

- Convention and Cultural Affairs Fund
- General Fund

## COMMUNITY ENGAGEMENT

---

To ensure the City's planned and current use of COVID-19 related funds captures diverse feedback from constituents, community-based organizations, and the communities themselves, the City is convening and staffing a Citywide, cross-sector, community-based COVID-19 Recovery Task Force (Task Force) that would provide recommendations to the City Council on matters of COVID-19 economic and social recovery. This Task Force, which is contemplated to remain convened for no more than a year, is an opportunity for the City to engage with and learn from the people and communities who have been most impacted by the pandemic.

In September 2021, the San José City Council appointed 55 organizations to the COVID-19 Recovery Task Force, an important part of the City's Community & Economic Recovery strategy. Task Force meetings are held monthly on the second Thursday and are open to the public with live interpretation in Spanish and Vietnamese.

The scope of the Task Force is to work with the community to think about and plan for the future as it relates to three key areas:

- Stabilizing and strengthening families;
- Supporting small businesses; and
- Supporting workers.

The roles and responsibilities of the Task Force are to:

- Advise and monitor progress on the City's existing Recovery initiatives;
- Share recovery resources to their organization's supporters;
- Develop new recommended actions for Recovery to be considered by the City Council; and
- Support community engagement to involve the public in the Task Force process.

The Task Force will build from and leverage other local recovery efforts, including the Silicon Valley Recovery Roundtable, Greater Downtown San José Economic Recovery Task Force, and Health and Equity Task Force. The Task Force will embrace best practices and principles in an equitable recovery, such as those reflected in work products of the Silicon Valley Council of Nonprofits, Racial Equity Action Leadership (REAL) Coalition, and PolicyLink.

In February 2022, the Task Force established nine committees:

- Childcare, Early Care and Education, and Youth Development
- Community Engagement, Community Health and Wellness
- Data and Budgeting
- Housing
- Recovery for Airport, Hotel & Arts Workers
- Supporting Small Businesses
- Workers' Health, Safety, and Rights
- Steering Committee

Each Committee will have a set of preliminary recommendations that will be reviewed and vetted by the rest of the Task Force. This process will ultimately inform potential strategies and recommended actions that will be developed and incorporated in the final Task Force report.

The summer of 2022, the Task Force will also be connecting with those individuals, families, and business owners in San José still experiencing the impacts of the COVID-19 pandemic and hear from them what support they still need and how they've grown throughout the pandemic. Through community survey, storytelling project, pop-ins, pop-ups, house meetings or focus groups and community forums (digital and in person), as well as a Lived Experience Group of community members, the City will gather key insights to inform the Recovery Task Force's recommended actions that they will share with the City Council. In November 2022, the Recovery Task Force plans to submit a final Task Force report with recommended actions to the City Council for consideration.

## LABOR PRACTICES

---

The City of San José has a number of workforce practices to ensure strong labor standards to promote the effective and efficient delivery of City projects and/or services while also supporting the economic recovery through strong employment opportunities for workers. General information regarding the

City's Labor Compliance efforts are located at <https://www.sanjoseca.gov/your-government/department-directory/public-works/labor-compliance/labor-compliance>.

---

### LIVING WAGE

---

The City of San José has had a Living Wage Policy in place since November 17, 1998 (Resolution 68554 <https://records.sanjoseca.gov/Resolutions/RES68554.PDF>), which was subsequently promulgated through on June 8, 1999 (<https://records.sanjoseca.gov/Resolutions/RES68900.PDF>) and remains memorialized in City Council Policy 3-3 *Living Wage Policy* (<https://www.sanjoseca.gov/home/showpublisheddocument/12845/636669965245930000>).

The City Living Wage Policy is summarized as follows:

*It is the policy of the City of San José that persons doing work on, for or on behalf of the City for services that are provided directly to the City or for services otherwise provided by City employees or who receive financial assistance from the City should be paid a living wage, be provided with or able to afford health insurance, have reasonable time off, not be subject to lay off merely because the City changes contractors and should work in an environment of labor peace.*

---

### PROJECT LABOR AGREEMENT

---

On March 28, 2019, the City of San José and the Santa Clara and San Benito Building Trades Council entered into a Citywide Project Labor Agreement (PLA) for certain City public works projects with a cost in excess of \$3 million. Highlights of the PLA follow:

- applies to public works projects with engineer's estimates of \$3 million or more;
- design/build and design/bid/build public works projects are covered;
- provision for employers not currently working under a Master Agreement to hire five (5) core workers;
- includes a Targeted Hire Agreement;
- PLA has a 5-year term

The executed Citywide PLA is available at

<https://www.sanjoseca.gov/home/showpublisheddocument/57978/637242683585770000>.

---

### PREVAILING WAGE

---

Public works projects are performed under contract and paid in whole or in part by public funds. Contractors and subcontractors that are awarded these projects are required to pay their

workers prevailing wage rates. These wage rates vary according to crafts and are determined by the State of California Department of Industrial Relations. The City Department of Public Works Office of Equality Assurance is responsible for ensuring wage compliance for the City public works contracts. Additional information on the City Prevailing Wage policy is located at <https://www.sanjoseca.gov/your-government/departments/public-works/divisions/labor-compliance/prevailing-wage>.

---

#### MINIMUM WAGE

---

The City of San José Voters approved the Minimum Wage Ordinance on November 6, 2012. The ordinance set an hourly rate of pay that employers must pay their workers for work performed within the City. The current minimum wage rate for the City of San José is \$16.20 per hour. Additional information on the City Minimum Wage policy is located at <https://www.sanjoseca.gov/your-government/departments-offices/public-works/labor-compliance/minimum-wage-ordinance>.

---

#### OPPORTUNITY TO WORK

---

The San José Opportunity to Work Ordinance was an Initiative Ordinance on the November 2016 General Election ballot approved by 63.94% of San José voters, and effective March 13, 2017, which requires employers of 36 or more employees to offer additional work hours to existing qualified part-time employees before hiring new employees including subcontractors or the use of temporary staffing services. Additional information on the City Opportunity to Work Ordinance is located at <https://www.sanjoseca.gov/your-government/departments/public-works/divisions/labor-compliance/opportunity-to-work>.

## USE OF EVIDENCE

---

The City is using CSLFRF funds for both evidence-based interventions and programmatic assessment of projects through program evaluations designed to build evidence. The City is reviewing the Learning Agenda process to determine whether that process could support City overarching evaluation efforts to create an evidence-building strategy(ies) for our jurisdiction. Further information for each project is included in the respective project inventory.

## TABLE OF EXPENSES BY EXPENDITURE CATEGORY

Category		Cumulative expenditures to date (\$)	Amount spent since last Recovery Plan
2	Expenditure Category: Negative Economic Impacts	\$ 39,513,344.65	\$ 38,145,736.04
2.1	Household Assistance: Food Programs	19,761,043.28	18,499,684.30
2.2	Household Assistance: Rent, Mortgage, & Utility Aid	1,069,327.62	1,069,327.62
2.4	Household Assistance: Internet Access Programs	678,051.08	678,051.08
2.10	Assistance to Unemployed or Underemployed Workers	6,203,207.30	6,203,207.30
2.11	Healthy Childhood Environments: Child Care	257,177.91	257,177.91
2.15	Long-term Housing Security: Affordable Housing	4,917.12	4,917.12
2.16	Long-term Housing Security: services for Unhoused Persons	5,333,731.25	5,333,731.25
2.18	Housing Support: Other Housing Assistance	490,763.22	490,763.22
2.24	Addressing Educational Disparities: Aid to High-Poverty Districts	500,000.00	500,000.00
2.25	Addressing Educational Disparities: Academic, Social, and Emotional Services	130,154.41	130,154.41
2.29	Loans or Grants to Mitigate Financial Hardship	315,956.96	315,956.96
2.30	Technical Assistance, Counseling, or Business Planning	3,219,974.31	3,219,974.31
2.33	Enhanced Support to Microbusinesses	200,000	200,000
2.37	Economic Impact Assistance: Other	1,349,040.19	1,242,790.56
7	Administrative	\$ 2,841,416.88	\$ 2,841,416.88
7.1	Administrative Expenses	2,841,416.88	2,841,416.88
<b>Total</b>		<b>\$ 42,354,761.53</b>	<b>\$ 40,987,152.92</b>



## PROJECT INVENTORY

---

Included in this section is a description of each project for which the City currently has appropriated CSLFRF funding. Each description includes an overview of the main activities of the project, primary delivery mechanisms and partners, if applicable, and intended/collected outputs and outcomes.

This section is further categorized by City Enterprise Priorities and Initiatives grouped as follows:

- 1) COVID-19 Pandemic Community + Economic Recovery, comprised of the following Initiatives:
  - Housing Stabilization
  - Re-Employment + Workforce Development
  - Small Business Recovery + Resilience
  - COVID-19 Recovery Task Force
- 2) Resilient + Sustainable City Infrastructure + Emergency Preparedness, comprised of the following Initiatives:
  - Disaster Ready + Climate Smart
- 3) Ending Homelessness, comprised of the following Initiatives:
  - Emergency Housing System Expansion
  - Encampment Services, Outreach, Assistance + Resources
  - Encampment Management + Safe Relocation
- 4) Safer San José, comprised of the following Initiatives:
  - Vision Zero Traffic Safety
  - City Services Continuity of Operations
- 5) Clean, Vibrant + Inclusive Neighborhoods + Public Life, comprised of the following Initiatives:
  - Children + Youth Services Master Plan
  - Education, Digital Equity + Digital Literacy
  - BeautifySJ Encampment Trash Services
- 6) Building the San José of Tomorrow with a Downtown for Everyone, comprised of the following Initiative:
  - Affordable Housing on Assembly Use Sites Policy (YIGBY)
- 7) Powered by People, comprised of the following Initiative:
  - Citywide Hiring
  - Recovery, Recruiting + Hiring

**COVID-19 PANDEMIC COMMUNITY + ECONOMIC RECOVERY**

*Housing Stabilization*

CONTINUED FOOD SERVICES

EVICITION HELP CENTER



<b>RECOVERY PLAN CATEGORY:</b>	2 Negative Economic Impacts
<b>CITY ENTERPRISE PRIORITY:</b>	2.1 Household Assistance: Food Programs
<b>CITY ROADMAP PROJECT:</b>	COVID-19 Pandemic Community + Economic Recovery
<b>CITY MANAGING DEPARTMENT:</b>	Housing Stabilization
<b>EXISTING OR NEW PROJECT:</b>	Parks, Recreation & Neighborhood Svcs
<b>PROJECT TIMELINE:</b>	Existing <b>COMPLETION STATUS:</b> Completed 50% or more
	7/1/2021 <b>TO</b> 12/31/2022
<b>PROJECT DESCRIPTION:</b>	The City will provide food – either groceries or prepared meals – to individuals that have been exposed or test positive for COVID-19 but who do not require hospitalization, as well as high-risk individuals people over sixty-five 65 with certain underlying health conditions as defined by the Centers for Disease Control and Prevention, and other populations that should be isolated based on public health official guidance.
<b>PROJECT WEBSITE:</b>	<a href="https://www.sanjoseca.gov/your-government/departments-offices/parks-recreation-neighborhood-services/food-distribution-media-toolkit">https://www.sanjoseca.gov/your-government/departments-offices/parks-recreation-neighborhood-services/food-distribution-media-toolkit</a>

**DOES THIS PROGRAM FOCUS ON QUALIFIED CENSUS TRACTS OR CITYWIDE?** Citywide

**USE OF EVIDENCE-BASED INTERVENTION?** No

**IS A PROGRAM EVALUATION BEING CONDUCTED?** Yes

		ACTUALS		
		FY2021-22		CUMULATIVE
<b>FUNDING AMOUNT:</b>	\$19,489,100.00	<b>OBLIGATIONS</b>	\$16,028,926.02	\$16,028,926.02
<b>EVIDENCE-BASED FUNDING ALLOCATION:</b>	\$ 0.00	<b>EXPENDITURES</b>	\$12,049,235.47	\$12,049,235.47

**STRUCTURE AND OBJECTIVES OF ASSISTANCE PROGRAM**

This project provides support for at-risk communities and populations through the distribution of food and necessities.

**APPROACH TO RACIAL EQUITY AND INCLUSION**

This project will serve the most affected zip codes with high poverty levels in the City of San José and those who have been most affected by COVID-19. Communities most negatively impacted by COVID-19 within the City of San José are the same communities that experienced socio-economic challenges prior to the pandemic.

Continued Food Services serves the following population(s):

- Impacted Households that experienced increased food or housing insecurity

PROGRAM PERFORMANCE INDICATORS & OUTPUT/OUTCOME MEASURES					
MANDATORY KEY PERFORMANCE INDICATORS		OUTPUT MEASURES		OUTCOME MEASURES	
Households Served	579,109	Number of applicants applying for rental assistance	NA	Number of meals served	4,546,596
Households receiving eviction prevention services	NA	Number of people served	579,109	Continued access to food	42,292
Affordable housing units preserved or developed	NA				

**RECOVERY PLAN CATEGORY:** 2 Negative Economic Impacts  
 2.2 Household Assistance: Rent Mortgage and Utility Aid  
**CITY ENTERPRISE PRIORITY:** COVID-19 Pandemic Community + Economic Recovery  
**CITY ROADMAP PROJECT:** Housing Stabilization  
**CITY MANAGING DEPARTMENT:** Housing  
**EXISTING OR NEW PROJECT:** Existing **COMPLETION STATUS:** Completed less than 50%

**PROJECT TIMELINE:** 7/1/2021 **TO** 12/31/2022

**PROJECT DESCRIPTION:** This project funds outreach engagement, emergency rental assistance, legal assistance and tenants' rights to impacted tenants and landlords in the rental community while targeting low and extremely low income households.

**PROJECT WEBSITE:** [bit.ly/evictionhelpcentersj](http://bit.ly/evictionhelpcentersj)

**DOES THIS PROGRAM FOCUS ON QUALIFIED CENSUS TRACTS OR CITYWIDE?** Citywide  
**USE OF EVIDENCE-BASED INTERVENTION?** Evidence-Based Intervention using local Point-in-Time surveys  
**IS A PROGRAM EVALUATION BEING CONDUCTED?** No

		ACTUALS		
		FY2021-22		CUMULATIVE
<b>FUNDING AMOUNT:</b>	\$3,100,000.00	<b>OBLIGATIONS</b>	\$1,137,787.33	\$1,137,787.33
<b>EVIDENCE-BASED FUNDING ALLOCATION:</b>	\$1,069,327.62	<b>EXPENDITURES</b>	\$1,069,327.62	\$1,069,327.62

**STRUCTURE AND OBJECTIVES OF ASSISTANCE PROGRAM**

A collaborative effort of local and state funded rental relief programs to assist tenants and landlords with the negative economic impacts of COVID-19. The local program is a partnership comprised of the City of San José County of Santa Clara and about 50 non-profit partners lead by Destination Home and Sacred Heart Community Service called the Santa Clara County Homelessness Prevention System COVID-19 response. This program supports extremely low-income residents below 30 AMI with rent.

**APPROACH TO RACIAL EQUITY AND INCLUSION**

Center racial equity in assessing needs, developing and implementing programs, and measuring outcomes to ensure that programs serve the individuals and families who have been most disproportionately impacted by COVID-19 and the pandemic-induced recession.

Eviction Help Center serves the following population(s):

- Impacted Households that experienced increased food or housing insecurity

PROGRAM PERFORMANCE INDICATORS & OUTPUT/OUTCOME MEASURES					
MANDATORY KEY PERFORMANCE INDICATORS		OUTPUT MEASURES		OUTCOME MEASURES	
Households Served	849	Number of applicants applying for rental assistance	979	Percentage of completed applications	87
Households receiving eviction prevention services	849	Number of applicants approved for rental assistance	849	Average Amount of Award?	3,090
Affordable housing units preserved or developed	NA				



*Re-Employment + Workforce Development*

ENVIRONMENT RESILIENCE CORPS

FOOD DISTRIBUTION RESILIENCE CORPS

GUADALUPE RIVER PARK COYOTE CREEK CLEAN-UP RESILIENCE CORPS

LEARNING RESILIENCE CORPS

**RECOVERY PLAN CATEGORY:** 2 Negative Economic Impacts  
 Assistance to Unemployed or Underemployed Workers (e.g. job training, subsidized employment, employment supports or incentives)  
**CITY ENTERPRISE PRIORITY:** 2.10 COVID-19 Pandemic Community + Economic Recovery  
**CITY ROADMAP PROJECT:** Re-Employment + Workforce Development  
**CITY MANAGING DEPARTMENT:** Parks, Recreation & Neighborhood Svcs  
**EXISTING OR NEW PROJECT:** Existing **COMPLETION STATUS:** Completed 50% or more

**PROJECT TIMELINE:** 7/1/2021 **TO** 9/30/2022

**PROJECT DESCRIPTION:** The Resilience Corps is a job program for adults residing in high-poverty, high-unemployment neighborhoods. This program will provide participants with comprehensive job training providing them the skill sets needed to seek permanent employment with the City of San José or its partners.

**PROJECT WEBSITE:** <https://www.sjcccs.org/resiliencecorps>

**DOES THIS PROGRAM FOCUS ON QUALIFIED CENSUS TRACTS OR CITYWIDE?** Citywide

**USE OF EVIDENCE-BASED INTERVENTION?** No

**IS A PROGRAM EVALUATION BEING CONDUCTED?** Yes

		ACTUALS		
		FY2021-22		CUMULATIVE
<b>FUNDING AMOUNT:</b>	\$3,960,000.00	<b>OBLIGATIONS</b>	\$3,760,000.00	\$3,760,000.00
<b>EVIDENCE-BASED FUNDING ALLOCATION:</b>	\$ 0.00	<b>EXPENDITURES</b>	\$3,533,901.17	\$3,533,901.17

**STRUCTURE AND OBJECTIVES OF ASSISTANCE PROGRAM**

This project provides adults residing in high-poverty, high-unemployment neighborhoods with job training and applicable certifications for public parks and playground maintenance, fire/fuel reduction, bioretention swale maintenance, and HAZWOPER (Hazardous Waste Operations and Emergency Response) prior to actual field work in and around City parks. A two-week orientation program will include employee topics such as OSHA 10 safety training, basic tool safety, first aid/CPR training, conservation awareness, and introductions to financial literacy and leadership.

**APPROACH TO RACIAL EQUITY AND INCLUSION**

The Resilience Corps welcomes all participants regardless of race, color, sex, age, national origin, religion, sexual orientation, gender identity and/or expression, veteran status, disability or any other federal, state or local protected class.

Environment Resilience Corps serves the following population(s):

- Disproportionately Impacted Low income Households and populations

PROGRAM PERFORMANCE INDICATORS & OUTPUT/OUTCOME MEASURES					
MANDATORY KEY PERFORMANCE INDICATORS		OUTPUT MEASURES		OUTCOME MEASURES	
Workers enrolled in sectoral job training programs	TBD	The number of tier one participants to complete entire program.	TBD	The number of participants that obtained employment with their work experience worksite	TBD
Workers completing sectoral job training programs	TBD	The volume of vegetation that is removed during fuel reduction.	TBD	The number of participants that obtained employment in the area of their work experience with a different employer	TBD
People participating in summer youth employment programs	NA	The volume of trash and litter that is picked up during all activities.	TBD	The number of participants that entered or resumed postsecondary education	TBD
		The number of visits to bioretention swales for maintenance.	TBD	The number of bioretention swale areas that pass inspection without corrective actions	TBD

**RECOVERY PLAN CATEGORY:** 2 Negative Economic Impacts  
 Assistance to Unemployed or Underemployed Workers (e.g. job training, subsidized employment, employment supports or incentives)  
**CITY ENTERPRISE PRIORITY:** 2.10 COVID-19 Pandemic Community + Economic Recovery  
**CITY ROADMAP PROJECT:** Re-Employment + Workforce Development  
**CITY MANAGING DEPARTMENT:** Parks, Recreation & Neighborhood Svcs  
**EXISTING OR NEW PROJECT:** Existing **COMPLETION STATUS:** Completed 50% or more

**PROJECT TIMELINE:** 7/1/2021 **TO** 12/31/2022

**PROJECT DESCRIPTION:** This project provides workforce support to Second Harvest Food Bank of Silicon Valley for its food distribution services through San José Conservation Corps.

**PROJECT WEBSITE:** <https://www.sjcccs.org/resiliencecorps>

**DOES THIS PROGRAM FOCUS ON QUALIFIED CENSUS TRACTS OR CITYWIDE?** Citywide  
**USE OF EVIDENCE-BASED INTERVENTION?** Evidence-Based Intervention using local Point-in-Time surveys  
**IS A PROGRAM EVALUATION BEING CONDUCTED?** No

			ACTUALS	
			FY2021-22	CUMULATIVE
<b>FUNDING AMOUNT:</b>	\$11,900,000.00	<b>OBLIGATIONS</b>	\$10,100,000.00	\$10,100,000.00
<b>EVIDENCE-BASED FUNDING ALLOCATION:</b>	\$7,711,807.81	<b>EXPENDITURES</b>	\$7,711,807.81	\$7,711,807.81

STRUCTURE AND OBJECTIVES OF ASSISTANCE PROGRAM
Second Harvest of Silicon Valley provides food distribution services in San José to populations facing negative economic impact due to the COVID-19 pandemic. Second Harvest is experiencing an increase in need as members of the community have been laid off, furloughed, or working reduced hours, and are experiencing food insecurity due to loss of income due to the pandemic, and has requested City provide workforce support to help with continuation of food distribution services.
APPROACH TO RACIAL EQUITY AND INCLUSION
This project provides a twofold approach to address racial equity and inclusion. The first is to provide food access to communities of need. Additionally, this project helps facilitate employment within a disadvantaged group as the manpower for the food distribution towards these disadvantaged communities. Communities most negatively impacted by COVID-19 within the City of San José are the same communities that experienced socio-economic challenges prior to the pandemic.

Food Distribution Resilience Corps serves the following population(s):  
 Disproportionately Impacted Low income Households and populations

PROGRAM PERFORMANCE INDICATORS & OUTPUT/OUTCOME MEASURES					
MANDATORY KEY PERFORMANCE INDICATORS		OUTPUT MEASURES		OUTCOME MEASURES	
Workers enrolled in sectoral job training programs	225	Number of Corpsmembers/Supervisors Employed	225	Number of Meals Served	90,216,339
Workers completing sectoral job training programs	225				
People participating in summer youth employment programs	NA				

**RECOVERY PLAN CATEGORY:** 2 Negative Economic Impacts  
 Assistance to Unemployed or Underemployed Workers (e.g. job training, subsidized employment, employment supports or incentives)  
**CITY ENTERPRISE PRIORITY:** 2.10 COVID-19 Pandemic Community + Economic Recovery  
**CITY ROADMAP PROJECT:** Re-Employment + Workforce Development  
**CITY MANAGING DEPARTMENT:** Parks, Recreation & Neighborhood Svcs  
**EXISTING OR NEW PROJECT:** Existing **COMPLETION STATUS:** Completed 50% or more

**PROJECT TIMELINE:** 7/1/2021 **TO** 12/31/2022

**PROJECT DESCRIPTION:**

Initial two (2) week orientation that includes employment topics, Corps identity, OSHA 10 safety training, basic tool safety, first aid/CPR training, conservation awareness, and introductions to financial literacy, leadership and other relevant topics. During the course of the program, participants will also receive training and applicable certifications for trail work including fire/fuel reduction, invasive species recognition, communication skills and HAZWOPER (Hazardous Waste Operations and Emergency Response). Crews will patrol the Guadalupe River Park and Coyote Creek area of the San Jose trail system and provide removal of any litter and overgrown vegetation. Participants will assist community members with questions regarding the trails and provide resource information. Project objectives include (1) maintain trails for pedestrians and bikes by removing litter and debris, (2) remove invasive species along trails, and (3) manage overgrown vegetation along the trails.

**PROJECT WEBSITE:**

<https://www.sjcccs.org/resiliencecorps>

**DOES THIS PROGRAM FOCUS ON QUALIFIED CENSUS TRACTS OR CITYWIDE?** Qualified Census Tracts  
**USE OF EVIDENCE-BASED INTERVENTION?** Evidence-Based Intervention using prior San José Conservation Corps programs  
**IS A PROGRAM EVALUATION BEING CONDUCTED?** Yes

		ACTUALS		
			FY2021-22	CUMULATIVE
<b>FUNDING AMOUNT:</b>	\$1,400,000.00	<b>OBLIGATIONS</b>	\$1,400,000.00	\$1,400,000.00
<b>EVIDENCE-BASED FUNDING ALLOCATION:</b>	\$771,760.60	<b>EXPENDITURES</b>	\$771,760.60	\$771,760.60

<b>STRUCTURE AND OBJECTIVES OF ASSISTANCE PROGRAM</b>
<p>Guadalupe River Park + Coyote Creek Clean-Up is a comprehensive job training program to provide adults residing in high-poverty, high-unemployment neighborhoods with skill sets for permanent employment with the City of San José or its partners.</p>
<b>APPROACH TO RACIAL EQUITY AND INCLUSION</b>
<p>The Resilience Corps welcomes all participants regardless of race, color, sex, age, national origin, religion, sexual orientation, gender identity and/or expression, veteran status, disability or any other federal, state or local protected class.</p>

Guadalupe River Park + Coyote Creek Clean-Up Resilience Corps serves the following population(s):

- Impacted Households that experienced unemployment
- Disproportionately Impacted Households and populations residing in Qualified Census Tracts

<b>PROGRAM PERFORMANCE INDICATORS &amp; OUTPUT/OUTCOME MEASURES</b>					
<b>MANDATORY KEY PERFORMANCE INDICATORS</b>		<b>OUTPUT MEASURES</b>		<b>OUTCOME MEASURES</b>	
Workers enrolled in sectoral job training programs	TBD	Maintain trails for pedestrians and bikes by removing litter and debris	TBD	The number of participants that obtained employment with their work experience worksite	TBD
Workers completing sectoral job training programs	TBD	Remove invasive species along trails	TBD	The number of participants that obtained employment in the area of their work experience with a different employer	TBD
People participating in summer youth employment programs	NA	Manage overgrown vegetation along the trails	TBD	The number of participants that entered or resumed postsecondary education	TBD
		Provide trail safety and other related information	TBD	50% decrease in Park Concerns reported on managed sections of trails.	TBD

**RECOVERY PLAN CATEGORY:** 2 Negative Economic Impacts  
 Assistance to Unemployed or Underemployed Workers (e.g. job training, subsidized employment, employment supports or incentives)  
**CITY ENTERPRISE PRIORITY:** 2.10 COVID-19 Pandemic Community + Economic Recovery  
**CITY ROADMAP PROJECT:** Re-Employment + Workforce Development  
**CITY MANAGING DEPARTMENT:** Library  
**EXISTING OR NEW PROJECT:** Existing **COMPLETION STATUS:** Completed 50% or more  
**PROJECT TIMELINE:** 7/1/2021 **To** 9/30/2022

**PROJECT DESCRIPTION:**

The Resilience Corps Learning Pathway will partner with San José State University, local Community Colleges (Evergreen College, San José City College, Foothill-De Anza College), and community organizations to recruit and place interested college students in positions that support their educational attainment and that of K-12 students. The primary goal of the program is to address economic and workforce development needs among university students, with a secondary goal to accelerate learning growth for K-12 students in San José. This program will work to ensure financially struggling college and graduate school students living in San José's high-poverty census tracts have employment in their desired field. In addition, the program will provide professional development and After placement, and the chosen and qualified Agency will train and support the Corps Associates according to their established model and best practices. Program providers are aligned to common core anchor standards, prioritize whole child learning opportunities – including social-emotional learning, academics, and physical activity, and follow CDC public health and safety guidelines and best practices.

**PROJECT WEBSITE:**

**DOES THIS PROGRAM FOCUS ON QUALIFIED CENSUS TRACTS OR CITYWIDE?** Citywide  
**USE OF EVIDENCE-BASED INTERVENTION?** No  
**IS A PROGRAM EVALUATION BEING CONDUCTED?** Yes

			ACTUALS	
			FY2021-22	CUMULATIVE
<b>FUNDING AMOUNT:</b>	\$1,370,000.00	<b>OBLIGATIONS</b>	\$1,304,947.39	\$1,304,947.39
<b>EVIDENCE-BASED FUNDING ALLOCATION:</b>	\$ 0.00	<b>EXPENDITURES</b>	\$1,304,947.39	\$1,304,947.39



<b>STRUCTURE AND OBJECTIVES OF ASSISTANCE PROGRAM</b>
The Learning Pathway/Resilience Corps pilot is a workforce development program to accelerate learning among low-income K-12 students by connecting qualified Corps associates to high-quality, well-established learning program providers serving San José students.
<b>APPROACH TO RACIAL EQUITY AND INCLUSION</b>
Associates are prioritized based on home zip code/low resource census tracts, income, employment status, and educational goals and enrollment. Associate placements are prioritized at locations in or serving low-resource census tracts or communities.

Learning Resilience Corps serves the following population(s):

- Impacted Households that experienced unemployment
- Impacted Classes of Non-Profits designated as negatively economically impacted
- Disproportionately Impacted Households and populations residing in Qualified Census Tracts

<b>PROGRAM PERFORMANCE INDICATORS &amp; OUTPUT/OUTCOME MEASURES</b>					
<b>MANDATORY KEY PERFORMANCE INDICATORS</b>		<b>OUTPUT MEASURES</b>		<b>OUTCOME MEASURES</b>	
Workers enrolled in sectoral job training programs	TBD	Placement in Work Experience (50 Associates)	TBD	Associates will receive relevant on the job training in the expanded learning field to be better positioned for employment	TBD
Workers completing sectoral job training programs	TBD	Completion of Work Experience (35 Associates)	TBD	Associates will receive work readiness workshop services and relevant training to assist in obtaining post relevant employment	TBD
People participating in summer youth employment programs	NA			Accelerated learning growth for K-12 students in San José	TBD

**RECOVERY PLAN CATEGORY:** 2 Negative Economic Impacts  
 Assistance to Unemployed or Underemployed Workers (e.g. job training, subsidized employment, employment supports or incentives)  
**CITY ENTERPRISE PRIORITY:** 2.10 COVID-19 Pandemic Community + Economic Recovery  
**CITY ROADMAP PROJECT:** Re-Employment + Workforce Development  
**CITY MANAGING DEPARTMENT:** Economic Development  
**EXISTING OR NEW PROJECT:** Existing **COMPLETION STATUS:** Completed 50% or more  
**PROJECT TIMELINE:** 8/24/2021 **TO** 1/30/2022

**PROJECT DESCRIPTION:**

This project works with San José small business owners to help them use digital marketing to maximize their business online. Effective digital marketing helps small businesses learn the online habits of customers so they can better target ideal customers. Each small business owner will be paired with individuals who reside in the City of San José in low resource census tracts and who have been retrained to re-enter the job market. These individuals are trained specifically in Digital Marketing where they will acquire the necessary knowledge to become a successful digital marketer. With these new skills they will assist the business as an intern, after which the intern can segue to additional training, or apply for digital marketing related jobs through jobs portals or they may become a consultant – the participants can embrace an entrepreneurial mindset and start their own small business. Resources will be provided to the business and participant after the internship is complete.

**PROJECT WEBSITE:**

[www.work2future.org](http://www.work2future.org)

**DOES THIS PROGRAM FOCUS ON QUALIFIED CENSUS TRACTS OR CITYWIDE?**  
**USE OF EVIDENCE-BASED INTERVENTION?** No  
**IS A PROGRAM EVALUATION BEING CONDUCTED?** No

Qualified Census Tracts

		ACTUALS		
			FY2021-22	CUMULATIVE
<b>FUNDING AMOUNT:</b>	\$1,120,000.00	<b>OBLIGATIONS</b>	\$835,892.39	\$835,892.39
<b>EVIDENCE-BASED FUNDING ALLOCATION:</b>	\$ 0.00	<b>EXPENDITURES</b>	\$592,598.14	\$592,598.14

<b>STRUCTURE AND OBJECTIVES OF ASSISTANCE PROGRAM</b>
This project assists small businesses in San José to engage in Digital Marketing to grow their business, and to assist residents of San José to gain new skills in Digital Marketing to re-enter the job market.
<b>APPROACH TO RACIAL EQUITY AND INCLUSION</b>
This opportunity was made available to San José marginalized individuals and/or businesses in low-resource census tracts or individuals in low-income households (≤AMI 60%). The majority of participants identify as Asian or Hispanic/Latino/Latina.

Small Business Resilience Corps serves the following population(s):

- Impacted Small Businesses that experienced a negative economic impact

PROGRAM PERFORMANCE INDICATORS & OUTPUT/OUTCOME MEASURES					
MANDATORY KEY PERFORMANCE INDICATORS		OUTPUT MEASURES		OUTCOME MEASURES	
Workers enrolled in sectoral job training programs	TBD	Completed Digital Marketing Training	TBD	Employed with Small Business	TBD
Workers completing sectoral job training programs	TBD				
People participating in summer youth employment programs	NA				

*Small Business Recovery + Resilience*

BUILDING RESILIENCY – PROPERTY BUSINESS IMPROVEMENT DISTRICTS  
DOWNTOWN OUTDOOR ACTIVITIES MARKETING CAMPAIGN  
DOWNTOWN PEDESTRIAN QUALITY OF LIFE + STREETScape IMPROVEMENTS  
QUETZAL GARDENS BUSINESS CENTER  
SAN JOSÉ ABIERTO  
SAN JOSÉ ABIERTO-COUNCIL DISTRICT OUTDOOR ACTIVATION  
SAN JOSÉ AL FRESCO  
SMALL BUSINESS + MANUFACTURING RECOVERY INITIATIVE  
SMALL BUSINESS ANTI-EVICTION ASSISTANCE  
SMALL BUSINESS DIRECT OUTREACH (SPANISH + VIETNAMESE)  
SMALL BUSINESS DISPLACEMENT INDEX STUDY  
SMALL BUSINESS GRANTS  
SMALL BUSINESS TECHNICAL ASSISTANCE REFRESH  
STOREFRONT ACTIVATION GRANTS  
SUPPLEMENTAL BUSINESS DEVELOPMENT COMMUNICATIONS  
SUPPLEMENTAL ECONOMIC DEVELOPMENT ASSOCIATION CAPACITY BUILDING  
VIRTUAL BUSINESS CENTER



**BUILDING RESILIENCY: PROPERTY BUSINESS IMPROVEMENT DISTRICTS (990029)**

---

**RECOVERY PLAN CATEGORY:** 2 Negative Economic Impacts  
 2.37 Economic Impact Assistance: Other  
**CITY ENTERPRISE PRIORITY:** COVID-19 Pandemic Community + Economic Recovery  
**CITY ROADMAP PROJECT:** Small Business Recovery + Resilience  
**CITY MANAGING DEPARTMENT:** Economic Development  
**EXISTING OR NEW PROJECT:** New **COMPLETION STATUS:** Not started  
**PROJECT TIMELINE:** 1/1/2023 **TO** 12/31/2024

---

**PROJECT DESCRIPTION:**

San José contains a wide range of commercial "main streets", often in ethnically diverse neighborhoods. These commercial corridors are important community anchors, primarily comprised of independent small businesses hit hard by the COVID-19 public health restrictions, which have struggled to regain their footing as the state and City have reopened. Property and Business Improvement Districts (PBIDs) provide a stable source of funding to provide enhanced safety, combat blight, and provide marketing/branding/identity within district boundaries. San José has an extremely successful Downtown PBID, which has a strong track record of supporting business retention, attraction, beautification and technical assistance for its member businesses. While informal business associations exist in other parts of the City, PBIDs have not formed due to high legal costs and coordination required for their creation. This project would fund outreach, studies, consulting, and legal work to facilitate PBIDs in Japantown, one of only three remaining active Japantowns in the U.S.; The Alameda, one of California's most historic highways, now a key gateway to downtown San José; East Santa Clara Street and Alum Rock Avenue, key Latino and Portuguese commercial centers for the region; Monterey Corridor, a manufacturing and industrial hub that supplies critical living-wage jobs to residents without a college degree; and Tully Road/Eastridge, one of the City's Vietnamese cultural and commercial centers. Through the formation of strong Business Associations, the City will work to lay a foundation for the formation of PBIDs through this project.

---

**PROJECT WEBSITE:**

**DOES THIS PROGRAM FOCUS ON QUALIFIED CENSUS TRACTS OR CITYWIDE?** Citywide  
**USE OF EVIDENCE-BASED INTERVENTION?** Evidence-Based Intervention using City Research  
**IS A PROGRAM EVALUATION BEING CONDUCTED?** No

		ACTUALS	
		FY2021-22	CUMULATIVE
<b>FUNDING AMOUNT:</b>	\$1,000,000.00	<b>OBLIGATIONS</b>	\$ 0.00
<b>EVIDENCE-BASED FUNDING ALLOCATION:</b>	\$ 0.00	<b>EXPENDITURES</b>	\$ 0.00

**STRUCTURE AND OBJECTIVES OF ASSISTANCE PROGRAM**

Small businesses need stronger support networks to recover from the COVID-pandemic and build resiliency for the next crisis. This project funds Property and Business Improvement Districts in primarily underserved, diverse business hubs in San José.

**APPROACH TO RACIAL EQUITY AND INCLUSION**

This project will primarily benefit immigrant-owned businesses, and business owners of color. The PBID tool provides greater access to enhanced services beyond what the City can provide, and enable these business owners to advocate for themselves.

Building Resiliency: Property Business Improvement Districts serves the following population(s):

- Impacted Classes of Small Businesses designated as negatively economically impacted

**PROGRAM PERFORMANCE INDICATORS & OUTPUT/OUTCOME MEASURES**

MANDATORY KEY PERFORMANCE INDICATORS		OUTPUT MEASURES		OUTCOME MEASURES	
No Mandatory Key Performance Indicators are required for this program/project.		Feasibility studies completed		Increase in business district cleanliness	
		Engineers reports completed		Increase in business district safety	
		Petition processes initiated		Increase in business district tenant retention/attraction	
		Legally required supporting documentation completed		Property values supported (stabilized/increasing)	
		Number of business associations formed		Increased brand identity for the area	

<b>RECOVERY PLAN CATEGORY:</b>	2	Negative Economic Impacts
<b>CITY ENTERPRISE PRIORITY:</b>	2.29	Loans or Grants to Mitigate Financial Hardship
<b>CITY ROADMAP PROJECT:</b>		COVID-19 Pandemic Community + Economic Recovery
<b>CITY MANAGING DEPARTMENT:</b>		Small Business Recovery + Resilience
<b>EXISTING OR NEW PROJECT:</b>	Existing	<b>COMPLETION STATUS:</b> Completed 50% or more
<b>PROJECT TIMELINE:</b>	7/1/2021 <b>TO</b> 6/30/2023	

**PROJECT DESCRIPTION:**

The COVID-19 pandemic has extremely difficult for businesses in our city center with employees working from home, a complete stop to conventions and conferences, business travel, the performing arts and concerts and events at the SAP Center. This initiative will build on downtown San José’s existing brand and continue COVID-19 recovery efforts to drive business into the city center. This will be done via contract services with the San José Downtown Association (SJDA) and the creation and implementation of marketing and promotional campaigns, and event production. Through this contract and other leveraged funding sources, SJDA will use existing and new communications platforms, events and promotions to position downtown San José as a place to experience the arts, local fare and live music as COVID-19 conditions allow, focusing on downtown’s distinct districts, amenities, and businesses. SJDA intends to produce a series of advertisements and videos highlighting dining, arts and culture, nightlife, summer and holiday activations, urban living, local shopping and downtown’s distinct districts. SJDA will leverage this funding to produce events including and expanded restaurant "week," outdoor movies, an outdoor music concert, a seasonal ice rink and farmers’ markets. SJDA has a 30-year proven record of generating impactful marketing and promotion for downtown San José and producing events in a timely and cost-effective manner.

**PROJECT WEBSITE:**

[www.sjdowntown.com](http://www.sjdowntown.com)

<b>DOES THIS PROGRAM FOCUS ON QUALIFIED CENSUS TRACTS OR CITYWIDE?</b>	Qualified Census Tracts
<b>USE OF EVIDENCE-BASED INTERVENTION?</b>	Evidence-Based Intervention based on Equity Study
<b>IS A PROGRAM EVALUATION BEING CONDUCTED?</b>	No

		ACTUALS		
		FY2021-22		CUMULATIVE
<b>FUNDING AMOUNT:</b>	\$400,000.00	<b>OBLIGATIONS</b>	\$200,000.00	\$200,000.00
<b>EVIDENCE-BASED FUNDING ALLOCATION:</b>	\$ 0.00	<b>EXPENDITURES</b>	\$200,000.00	\$200,000.00

**STRUCTURE AND OBJECTIVES OF ASSISTANCE PROGRAM**

This project combats the negative effects of the COVID-19 pandemic, providing much-needed support to struggling businesses in San José's city center through targeted marketing and promotional campaigns and outdoor events.

**APPROACH TO RACIAL EQUITY AND INCLUSION**

Many of the 1500+ businesses represented by the Downtown Business Improvement District are small, minority-owned businesses. The majority of Downtown San José is located within a Qualified Census Tract.

Downtown Outdoor Activities Marketing Campaign serves the following population(s):

- Impacted Small Businesses that experienced a negative economic impact
- Disproportionately Impacted Small Businesses operating in Qualified Census Tracts

**PROGRAM PERFORMANCE INDICATORS & OUTPUT/OUTCOME MEASURES**

MANDATORY KEY PERFORMANCE INDICATORS		OUTPUT MEASURES		OUTCOME MEASURES	
Number of Small Businesses Served	105	Events to aid in downtown economic recovery	Yes	Four outdoor movies	Yes
		Marketing campaign to aid in downtown economic recovery	Yes	At least one outdoor concert	Yes
				Holiday outdoor ice skating rink	Yes
				Weekly Farmers' Market May – November	Yes
				Dine Downtown campaign	Yes





DOWNTOWN PEDESTRIAN QUALITY OF LIFE + STREETScape IMPROVEMENTS (990028)

**RECOVERY PLAN CATEGORY:**

2 Negative Economic Impacts

**CITY ENTERPRISE PRIORITY:**

2.37 Economic Impact Assistance: Other

**CITY ROADMAP PROJECT:**

COVID-19 Pandemic Community + Economic Recovery

**CITY MANAGING DEPARTMENT:**

Small Business Recovery + Resilience

**EXISTING OR NEW PROJECT:**

Economic Development

Existing **COMPLETION STATUS:** Completed less than 50%

**PROJECT TIMELINE:**

9/1/2021 **TO** 6/30/2023

**PROJECT DESCRIPTION:**

Downtown is one of San José’s primary economic and cultural engines. With more than 3,000 residential units and approximately 3 million square feet of commercial development currently under construction, the private sector is making significant investments in downtown, yet the day-to-day pedestrian experience, especially during COVID-19, is lackluster. If the City does not ensure a positive experience for people walking through our Downtown, we will never maximize Downtown’s potential. This program funding addressing day-to-day quality of life issues, consistently and persistently, developing a coordinated City team to work with complementary stakeholder groups and expand the Transitional Storefront Grant program, which activates dark and unattractive spaces that do not yet have a permanent tenant. This funding will also facilitate the continuation of the cross-departmental ad-hoc staff team, enabling targeting of specific problem areas and pressing issues. This request will also potentially fund necessary improvements, repairs and maintenance not currently supported by city department or partner budgets including supplemental support for downtown outreach services and emergency hotel vouchers when needed to address urgent situations; matching grants for exterior building lighting and seasonal building illumination along major pedestrian corridors to increase safety and security; as well as other exterior façade improvements, such as outdoor seating to enhance street life.

**PROJECT WEBSITE:**

**DOES THIS PROGRAM FOCUS ON QUALIFIED CENSUS TRACTS OR CITYWIDE?**

Qualified Census Tracts

**USE OF EVIDENCE-BASED INTERVENTION?**

Evidence-Based Intervention using City Research

**IS A PROGRAM EVALUATION BEING CONDUCTED?**

No

		ACTUALS		
		FY2021-22		CUMULATIVE
<b>FUNDING AMOUNT:</b>	\$100,000.00	<b>OBLIGATIONS</b>	\$ 0.00	\$ 0.00
<b>EVIDENCE-BASED FUNDING ALLOCATION:</b>	\$ 0.00	<b>EXPENDITURES</b>	\$ 0.00	\$ 0.00

**STRUCTURE AND OBJECTIVES OF ASSISTANCE PROGRAM**

This project ensures the City provides a comfortable, inviting pedestrian-level experience for those who live, work, visit and/or are considering investing in our urban core as Downtown San José recovers from the COVID-19 pandemic.

**APPROACH TO RACIAL EQUITY AND INCLUSION**

Many of the 1500+ businesses within the Downtown Business Improvement District are small, minority-owned businesses. The majority of Downtown San José is located within a Qualified Census Tract.

Downtown Pedestrian Quality Of Life + Streetscape Improvements serves the following population(s):

- Impacted Classes of Small Businesses designated as negatively economically impacted
- Disproportionately Impacted Small Businesses operating in Qualified Census Tracts

**PROGRAM PERFORMANCE INDICATORS & OUTPUT/OUTCOME MEASURES**

MANDATORY KEY PERFORMANCE INDICATORS		OUTPUT MEASURES		OUTCOME MEASURES	
No Mandatory Key Performance Indicators are required for this program/project.		Beautification of vacant storefronts	NA	Illumination of buildings along prominent downtown corridors	Yes
		Enhanced streetscape vitality	Yes	Beautification, activation, enhancement of ten (10) vacant storefronts	NA
		Enhanced streetscape security	NA	Enhanced holiday lighting and video projection in city center.	Yes



SHOP LOCAL HUB TO SUPPORT NEIGHBORHOOD BUSINESS DISTRICTS (990099)

<b>RECOVERY PLAN CATEGORY:</b>	2	Negative Economic Impacts
<b>CITY ENTERPRISE PRIORITY:</b>	2.37	Economic Impact Assistance: Other
<b>CITY ROADMAP PROJECT:</b>		COVID-19 Pandemic Community + Economic Recovery
<b>CITY MANAGING DEPARTMENT:</b>		Small Business Recovery + Resilience
<b>EXISTING OR NEW PROJECT:</b>	Existing	<b>COMPLETION STATUS:</b> Not started
<b>PROJECT TIMELINE:</b>	7/1/2022 To 6/30/2023	
<b>PROJECT DESCRIPTION:</b>	This project updates the "Shop Local" hub to drive support for Neighborhood Business Districts.	
<b>PROJECT WEBSITE:</b>	www.sjdowntown.com	

**DOES THIS PROGRAM FOCUS ON QUALIFIED CENSUS TRACTS OR CITYWIDE?** Qualified Census Tracts  
**USE OF EVIDENCE-BASED INTERVENTION?** Evidence-Based Intervention based on Equity Study  
**IS A PROGRAM EVALUATION BEING CONDUCTED?** No

		ACTUALS	
		FY2021-22	CUMULATIVE
<b>FUNDING AMOUNT:</b>	\$100,000.00	<b>OBLIGATIONS</b>	\$ 0.00
<b>EVIDENCE-BASED FUNDING ALLOCATION:</b>	\$ 0.00	<b>EXPENDITURES</b>	\$ 0.00

<b>STRUCTURE AND OBJECTIVES OF ASSISTANCE PROGRAM</b>
This project updates the "Shop Local" hub to drive support for Neighborhood Business Districts.
<b>APPROACH TO RACIAL EQUITY AND INCLUSION</b>
This project combats the negative effects of the COVID-19 pandemic, providing much-needed support to struggling businesses in San José's city center through targeted marketing and promotional campaigns and outdoor events.

Shop Local Hub to Support Neighborhood Business Districts serves the following population(s):

- Impacted Small Businesses that experienced a negative economic impact
- Disproportionately Impacted Small Businesses operating in Qualified Census Tracts

PROGRAM PERFORMANCE INDICATORS & OUTPUT/OUTCOME MEASURES					
MANDATORY KEY PERFORMANCE INDICATORS		OUTPUT MEASURES		OUTCOME MEASURES	
No Mandatory Key Performance Indicators are required for this program/project.		Complete Hub update		# of Pageviews after Hub Update	

**RECOVERY PLAN CATEGORY:** 2 Negative Economic Impacts  
**CITY ENTERPRISE PRIORITY:** 2.30 Technical Assistance Counseling or Business Planning  
**CITY ROADMAP PROJECT:** COVID-19 Pandemic Community + Economic Recovery  
**CITY MANAGING DEPARTMENT:** Small Business Recovery + Resilience  
**EXISTING OR NEW PROJECT:** Existing **COMPLETION STATUS:** Not started

**PROJECT TIMELINE:** 7/1/2022 **To** 6/30/2023

**PROJECT DESCRIPTION:**

East San José zip codes had the highest incident of COVID-19 cases in San José. In 2020, 40% of San José's small businesses were closed or operated under severely restricted conditions. This project will enable the Latino Business Foundation (LBF) to support standing up a new small business center at Quetzal Gardens on Alum Rock Avenue in East San José. The 1900 square feet of new ground floor office space will host a unique partnership including LBF, the Excite Credit Union and community-based organization Somos Mayfair. The new center will complement the LBF's online/virtual incubator service for local markets and technical assistance delivery with other partners including Santa Clara University. Excite Credit Union recently achieved CDFI status and aims to pilot new loan programs and financial education to small business owners. The operating grant will support the LBF to locate into the new center and provide services directly to small business owners. The long-term goal is to build a strong and sustainable local business ecosystem with entrepreneurs routinely accessing culturally sensitive services and successfully managing affordable FDIC-approved loan capital.

**PROJECT WEBSITE:** <https://www.lbfsv.org/>

**DOES THIS PROGRAM FOCUS ON QUALIFIED CENSUS TRACTS OR CITYWIDE?** Qualified Census Tracts  
**USE OF EVIDENCE-BASED INTERVENTION?** Evidence-Based Intervention based on Equity Study  
**IS A PROGRAM EVALUATION BEING CONDUCTED?** No

			ACTUALS	
			FY2021-22	CUMULATIVE
<b>FUNDING AMOUNT:</b>	\$75,000.00	<b>OBLIGATIONS</b>	\$ 0.00	\$ 0.00
<b>EVIDENCE-BASED FUNDING ALLOCATION:</b>	\$ 0.00	<b>EXPENDITURES</b>	\$ 0.00	\$ 0.00

<b>STRUCTURE AND OBJECTIVES OF ASSISTANCE PROGRAM</b>
The project funds an operating grant for the Latino Business Foundation to open a small business center in East San José, an area hardest hit by COVID-19, partnering with the LBF, Excite Credit Union and CBO Somos Mayfair to occupy/operate the center.
<b>APPROACH TO RACIAL EQUITY AND INCLUSION</b>
The project will proactively target business owners of color in the east side of San José; this approach was adopted as a result of an equity-driven survey of small businesses affected by COVID-19 early in 2021.

Quetzal Gardens Business Center serves the following population(s):

- Impacted Small Businesses that experienced a negative economic impact
- Disproportionately Impacted Small Businesses operating in Qualified Census Tracts

<b>PROGRAM PERFORMANCE INDICATORS &amp; OUTPUT/OUTCOME MEASURES</b>					
<b>MANDATORY KEY PERFORMANCE INDICATORS</b>		<b>OUTPUT MEASURES</b>		<b>OUTCOME MEASURES</b>	
Number of Small Businesses Served	NA	New Center operational		Number of businesses assisted	NA

**RECOVERY PLAN CATEGORY:** 2 Negative Economic Impacts  
**CITY ENTERPRISE PRIORITY:** 2.29 Loans or Grants to Mitigate Financial Hardship  
**CITY ROADMAP PROJECT:** COVID-19 Pandemic Community + Economic Recovery  
**CITY MANAGING DEPARTMENT:** Small Business Recovery + Resilience  
**EXISTING OR NEW PROJECT:** Parks, Recreation & Neighborhood Svcs  
**PROJECT TIMELINE:** Existing **COMPLETION STATUS:** Completed 50% or more  
 7/1/2022 **TO** 6/30/2022

**PROJECT DESCRIPTION:** San José "Abierto" Program expands the Viva Parks program from a summer program to a year-round, City-wide program that includes Downtown San José Parks (St. James Park/ Plaza de Cesar Chavez), as well as to include four Viva CalleSJ activations. The program will distribute funding to arts groups utilizing a large network of Art Based Lead Agencies and will fund City Placemaking Programs such as Viva CalleSJ Open Streets Program, and Viva Parks city wide park activation program during 2021-2022. This funding will see the City of San José's activation programs triple and will provide access to funds to activate arts groups city wide.

**PROJECT WEBSITE:** <https://www.sanjoseca.gov/your-government/departments/parks-recreation-neighborhood-services/your-programs/placemaking>

**DOES THIS PROGRAM FOCUS ON QUALIFIED CENSUS TRACTS OR CITYWIDE?** Citywide  
**USE OF EVIDENCE-BASED INTERVENTION?** No  
**IS A PROGRAM EVALUATION BEING CONDUCTED?** Yes

		ACTUALS		
		FY2021-22		CUMULATIVE
<b>FUNDING AMOUNT:</b>	\$4,912,000.00	<b>OBLIGATIONS</b>	\$3,853,461.12	\$3,853,461.12
<b>EVIDENCE-BASED FUNDING ALLOCATION:</b>	\$ 0.00	<b>EXPENDITURES</b>	\$3,211,810.45	\$3,211,810.45

STRUCTURE AND OBJECTIVES OF ASSISTANCE PROGRAM	
The project expands the Viva Parks program from a summer program to a year-round, City-wide program that includes Downtown San José Parks (St. James Park/Plaza de Cesar Chavez), and include four Viva CalleSJ activations to promote arts in San José public spaces.	
APPROACH TO RACIAL EQUITY AND INCLUSION	
The Viva Parks Program activates parks historically plagued by crime, blight, and gang activities. The Viva CalleSJ Program is designed for social integration and connects economically diverse communities through open space, music, arts, and recreation.	

San José Abierto serves the following population(s):

- Impacted Small Businesses that experienced a negative economic impact
- Impacted General Public

PROGRAM PERFORMANCE INDICATORS & OUTPUT/OUTCOME MEASURES					
MANDATORY KEY PERFORMANCE INDICATORS		OUTPUT MEASURES		OUTCOME MEASURES	
Number of Small Businesses Served	NA	4 Viva CalleSJ Activations in 2021-2022	Complete.	Over 100,000 participants per Viva CalleSJ activation	500,000
		Provide 100 Viva Parks Activations in 2021-2022	Four Viva Calle SJ Events took place in FY22. 9/19/21, 11/04/21, 5/1/22, 6/12/22.	Increase local economy along the Viva Calle SJ route	Outreach to local businesses was conducted prior to each event. Events Coordinators provided information to business owners on who wanted to participate in the event thus boosting the number of customers.
		Create grants for arts-based organizations in San José	159	60% of participants will get 60 minutes minimum exercise	86
				Activate Viva Parks city-wide in most underutilized parks	Viva Parks Neighborhoods activated events in underserved communities. GIS tools were used to identify these communities and provide a safe space for residents to engage in leisure activities, free of cost.
				Distribute \$1.2 Million to arts-based groups	1

<b>RECOVERY PLAN CATEGORY:</b>	2	Negative Economic Impacts
<b>CITY ENTERPRISE PRIORITY:</b>	2.34	Assistance to Impacted Nonprofit Organizations (Impacted or Disproportionately Impacted)
<b>CITY ROADMAP PROJECT:</b>		COVID-19 Pandemic Community + Economic Recovery
<b>CITY MANAGING DEPARTMENT:</b>		Small Business Recovery + Resilience
<b>EXISTING OR NEW PROJECT:</b>	Existing	<b>COMPLETION STATUS:</b> Completed less than 50%
<b>PROJECT TIMELINE:</b>	7/1/2022 <b>TO</b> 6/30/2023	

**PROJECT DESCRIPTION:**

This program expands the San José Abierto grant program which supports arts and cultural organizations focused on activating and convening our community in the Downtown and neighborhood business corridors. This program will provide funds to support existing contracts with the San José Jazz, the San José Downtown Association, the School of Arts and Culture, and Filco for the distribution of grant funding; prioritize funding events that support multiple cultural groups, or attract a critical mass of attendees, such as Music in the Park, San José Symphony, and the Urban Vibrancy Institute; allow greater flexibility of ticket pricing for those organizations hosting larger events, to enable them to secure acts likely to attract greater public attendance, buttress the City’s Cultural Funding Portfolio with a one-time allocation to support arts grants through another low-revenue year in the Transient Occupancy Tax accounts; and support the “reboot” costs to reignite the Cinequest Film & Creativity Festival in San José.

**PROJECT WEBSITE:**

<https://www.sanjoseca.gov/your-government/departments/parks-recreation-neighborhood-services/your-programs/placemaking>

**DOES THIS PROGRAM FOCUS ON QUALIFIED CENSUS TRACTS OR CITYWIDE?** Citywide  
**USE OF EVIDENCE-BASED INTERVENTION?** No  
**IS A PROGRAM EVALUATION BEING CONDUCTED?** No

		ACTUALS		
			FY2021-22	CUMULATIVE
<b>FUNDING AMOUNT:</b>	\$440,000.00	<b>OBLIGATIONS</b>	\$197,294.94	\$197,294.94
<b>EVIDENCE-BASED FUNDING ALLOCATION:</b>	\$ 0.00	<b>EXPENDITURES</b>	\$197,294.94	\$197,294.94



<b>STRUCTURE AND OBJECTIVES OF ASSISTANCE PROGRAM</b>
This project expands existing contracts with arts and cultural organizations focused on activating and convening our community in the Downtown and neighborhood business corridors.
<b>APPROACH TO RACIAL EQUITY AND INCLUSION</b>
The San José Abierto-Council District Outdoor Activation is designed for social integration and connects economically diverse communities through open space, music, arts, and recreation.

San José Abierto-Council District Outdoor Activation serves the following population(s):

- Impacted Small Businesses that experienced a negative economic impact
- Impacted General Public

PROGRAM PERFORMANCE INDICATORS & OUTPUT/OUTCOME MEASURES					
MANDATORY KEY PERFORMANCE INDICATORS		OUTPUT MEASURES		OUTCOME MEASURES	
Non-Profits Served		4 Viva CalleSJ Activations in 2021-2022		Over 100,000 participants per Viva CalleSJ activation	
		Provide 100 Viva Parks Activations in 2021-2022		Increase local economy along the Viva Calle SJ route	
		Create grants for arts-based organizations in San José		60% of participants will get 60 minutes minimum exercise	
				Activate Viva Parks city-wide in most underutilized parks	

<b>RECOVERY PLAN CATEGORY:</b>	2	Negative Economic Impacts
<b>CITY ENTERPRISE PRIORITY:</b>	2.29	Loans or Grants to Mitigate Financial Hardship
<b>CITY ROADMAP PROJECT:</b>		COVID-19 Pandemic Community + Economic Recovery
<b>CITY MANAGING DEPARTMENT:</b>		Small Business Recovery + Resilience
<b>EXISTING OR NEW PROJECT:</b>	Existing	<b>COMPLETION STATUS:</b> 0
<b>PROJECT TIMELINE:</b>	10/1/2021 <b>TO</b> 6/30/2023	

**PROJECT DESCRIPTION:**

In June of 2020, the City of San José began instituting a streamlined program (SJ Al Fresco) for businesses across the city to expand their business operations outdoors – into private parking lots, on sidewalks, into streets closed to vehicular traffic, on-street parking spaces and city parks. The goal was to provide additional space for hard-hit businesses to operate within public health restrictions in place to combat COVID-19. Under the SJ Al Fresco streamlined process, over 130 businesses self-registered to conduct outdoor business operations on private property, 35 businesses received a permit for business operations in an on-street parking space, on a public sidewalk or both, 12 businesses received a permit to operate in a street temporarily closed to vehicular traffic and 9 permits were issued for al fresco operations in a City park. Three streets were temporarily closed under SJ Al Fresco – two in the Downtown Core and one in South San José. This project provides businesses the ability to extend their retail or dining operations outdoors permanently and will hopefully assist these businesses towards economic recovery. Assisting them in the establishment of permanent outdoor operations also will allow businesses to recoup a larger portion of the investments made to conduct business outdoors, and provide financial assistance to businesses for City permitting and inspection costs, and a grant to cover a portion of the costs to establish their outdoor operations space.

**PROJECT WEBSITE:**

<https://www.sjeconomy.com/why-san-jose/covid-19-guidance/sj-alfresco-initiative>.

**DOES THIS PROGRAM FOCUS ON QUALIFIED CENSUS TRACTS OR CITYWIDE?** Citywide  
**USE OF EVIDENCE-BASED INTERVENTION?** Evidence-Based Intervention using City Research  
**IS A PROGRAM EVALUATION BEING CONDUCTED?** No

			ACTUALS	
			FY2021-22	CUMULATIVE
<b>FUNDING AMOUNT:</b>	\$1,250,000.00	<b>OBLIGATIONS</b>	\$132,344.90	\$132,344.90
<b>EVIDENCE-BASED FUNDING ALLOCATION:</b>	\$ 0.00	<b>EXPENDITURES</b>	\$131,275.40	\$131,275.40

**STRUCTURE AND OBJECTIVES OF ASSISTANCE PROGRAM**

This initiative will assist businesses struggling to recover from decreased customer counts during the COVID-19 pandemic to permanently expand the footprint of their business operations outdoors.

**APPROACH TO RACIAL EQUITY AND INCLUSION**

Information about San José Al Fresco was translated into Spanish, Vietnamese, Traditional Chinese and Simplified Chinese to reach non-English speaking business owners affected by the COVID-19 pandemic.

San José Al Fresco serves the following population(s):

- Impacted Classes of Small Businesses designated as negatively economically impacted
- Impacted Travel tourism or hospitality sectors
- Disproportionately Impacted Small Businesses operating in Qualified Census Tracts

**PROGRAM PERFORMANCE INDICATORS & OUTPUT/OUTCOME MEASURES**

MANDATORY KEY PERFORMANCE INDICATORS		OUTPUT MEASURES		OUTCOME MEASURES	
Number of Small Businesses Served	38	Transition of temporary SJ Al Fresco parklets to permanent parklets	NA	At least 50% of business with temporary parklets transitional to permanent parklets	NA
				Number of businesses not engaged in the original temporary initiative that receive funding for the establishment of permanent outdoor business operations	NA



SMALL BUSINESS + MANUFACTURING RECOVERY INITIATIVE (990030)

**RECOVERY PLAN CATEGORY:** 2 Negative Economic Impacts  
**CITY ENTERPRISE PRIORITY:** 2.30 Technical Assistance Counseling or Business Planning  
**CITY ROADMAP PROJECT:** COVID-19 Pandemic Community + Economic Recovery  
**CITY MANAGING DEPARTMENT:** Small Business Recovery + Resilience  
**EXISTING OR NEW PROJECT:** Existing **COMPLETION STATUS:** Completed less than 50%  
**PROJECT TIMELINE:** 1/1/2022 **TO** 12/31/2024

**PROJECT DESCRIPTION:**

In early 2021, the City received a grant through the U.S. Economic Development Administration to establish the San Jose Small Business and Manufacturing Recovery Initiative (SJ SBMRI). This initiative aims to help businesses and workers most impacted by the COVID-19 recession survive and thrive in a rapidly changing economic environment. SJ SBMRI provides technical assistance to small businesses and manufacturers as they recover from the pandemic’s economic impact. This project will allow the SJ SBMRI to reach its full potential by expanding the breadth and depth of various components in the original initiative. These components are: Funding to support manufacturing recovery and workforce development/outreach activities through the work of nonprofit Manufacture: San Jose.; funding to support business resilience by augmenting activities of San Jose Downtown Association (SJDA); funding to support the work of technical assistance providers (TAPs), including City-based ethnic chambers, focused on outreach to underserved entrepreneurs and small businesses with services such as access to capital, business startup, marketing, pivoting, e-commerce, etc.; and City staff support to provide outreach, program development and management.

**PROJECT WEBSITE:**

**DOES THIS PROGRAM FOCUS ON QUALIFIED CENSUS TRACTS OR CITYWIDE?** Citywide  
**USE OF EVIDENCE-BASED INTERVENTION?** Yes  
**IS A PROGRAM EVALUATION BEING CONDUCTED?** Yes

			ACTUALS	
			FY2021-22	CUMULATIVE
<b>FUNDING AMOUNT:</b>	\$1,000,000.00	<b>OBLIGATIONS</b>	\$55,213.97	\$55,213.97
<b>EVIDENCE-BASED FUNDING ALLOCATION:</b>	\$ 0.00	<b>EXPENDITURES</b>	\$55,213.97	\$55,213.97

<b>STRUCTURE AND OBJECTIVES OF ASSISTANCE PROGRAM</b>
Provide small businesses and manufacturers negatively impacted by COVID-19 the technical assistance and support resources they need to rebuild their business, adapt to change, and build resilience to survive the next crisis.
<b>APPROACH TO RACIAL EQUITY AND INCLUSION</b>
This project addresses racial equity by focusing recovery resources on underserved businesses. San José is home to 55,000 small businesses, more than half of which are immigrant-owned and more than 60% owned by business owners of color.

Small Business + Manufacturing Recovery Initiative serves the following population(s):

- Impacted Classes of Small Businesses designated as negatively economically impacted
- Disproportionately Impacted Small Businesses operating in Qualified Census Tracts

<b>PROGRAM PERFORMANCE INDICATORS &amp; OUTPUT/OUTCOME MEASURES</b>					
<b>MANDATORY KEY PERFORMANCE INDICATORS</b>		<b>OUTPUT MEASURES</b>		<b>OUTCOME MEASURES</b>	
Number of Small Businesses Served	424	Businesses receiving outreach	144	Number of manufacturing jobs filled through hiring events and job board	NA
		Businesses receiving technical assistance	NA	Percent of businesses rating webinar content as “very helpful”	81
		Downtown businesses receiving location assistance	NA	Jobs supported, sustained or created by technical assistance	NA
		Manufacturing industry events held	NA		
		Workshops/trainings produced on technical assistance (access to capital, business planning, marketing, e-commerce)	280		
		Number of webinar attendees	6		
		Number of small business webinars produced	12		

<b>RECOVERY PLAN CATEGORY:</b>	2	Negative Economic Impacts
<b>CITY ENTERPRISE PRIORITY:</b>	2.37	Economic Impact Assistance: Other
<b>CITY ROADMAP PROJECT:</b>		COVID-19 Pandemic Community + Economic Recovery
<b>CITY MANAGING DEPARTMENT:</b>		Small Business Recovery + Resilience
<b>EXISTING OR NEW PROJECT:</b>	Existing	<b>COMPLETION STATUS:</b> Not started
<b>PROJECT TIMELINE:</b>	12/1/2022 <b>TO</b> 12/31/2023	

**PROJECT DESCRIPTION:**

Small businesses have suffered greatly due to public health restrictions on business activity, as well as the overall economic fallout from the COVID-19 pandemic. Many businesses spent months completely shuttered while others were only able to operate with reduced capacities. This has damaged small business revenue and the ability of business owners to pay expenses, including rent. A county-wide commercial-eviction moratorium has expired, putting thousands of businesses at risk of eviction. The Small Business Anti-Eviction Initiative will provide support to small business owners throughout the City experiencing the threat of eviction or related landlord/tenant disputes. By working with partners, this program will provide individual advising, workshops, and referrals to educate business owners on how to prevent conflict and resolve lease and related disputes in various languages and in a culturally appropriate manner. Currently, similar services are available through a smattering of nonprofits, but capacity is extremely limited and not adequate for a city of San José's size. The City recently started a small, non-ARP-funded program to assist with similar services. This new program will enhance the service offering, providing increased, multilingual capacity adequate to better serve a city with approximately 60,000 small businesses. For clarity, these services will consist of information provision, not formal legal representation. The program may also provide real estate advising support (such as site selection and guidance) for tenants that do end up facing displacement.

**PROJECT WEBSITE:**

<b>DOES THIS PROGRAM FOCUS ON QUALIFIED CENSUS TRACTS OR CITYWIDE?</b>	Citywide
<b>USE OF EVIDENCE-BASED INTERVENTION?</b>	Program Evaluation
<b>IS A PROGRAM EVALUATION BEING CONDUCTED?</b>	No

		ACTUALS		
		FY2021-22		CUMULATIVE
<b>FUNDING AMOUNT:</b>	\$150,000.00	<b>OBLIGATIONS</b>	\$ 0.00	\$ 0.00
<b>EVIDENCE-BASED FUNDING ALLOCATION:</b>	\$ 0.00	<b>EXPENDITURES</b>	\$ 0.00	\$ 0.00

**STRUCTURE AND OBJECTIVES OF ASSISTANCE PROGRAM**

This project helps keep more small businesses open by providing advice, workshops and referrals to educate COVID-impacted business owners on resolving lease disputes, negotiating with landlords, and understand their rights and responsibilities to avoid eviction, and providing real estate advising and guidance for small businesses facing displacement.

**APPROACH TO RACIAL EQUITY AND INCLUSION**

This project addresses racial equity by focusing recovery resources on underserved businesses district areas. San José is home to approximately 55,000 small businesses, >50% immigrant-owned and >60% owned by people of color.

Small Business Anti-Eviction Assistance serves the following population(s):

- Impacted Small Businesses that experienced a negative economic impact
- Disproportionately Impacted Small Businesses operating in Qualified Census Tracts

**PROGRAM PERFORMANCE INDICATORS & OUTPUT/OUTCOME MEASURES**

MANDATORY KEY PERFORMANCE INDICATORS		OUTPUT MEASURES		OUTCOME MEASURES	
No Mandatory Key Performance Indicators are required for this program/project.		Number of businesses per quarter provided with access to information on subject matter.		Number of small businesses able to stay in their space or successfully relocating with help from this program.	
		Number of workshops or events per quarter on relevant subject matter.		Number of jobs maintained by businesses participating in program and avoiding eviction or successfully relocating.	
		Number of referrals to specialized business assistance providers provided.			

<b>RECOVERY PLAN CATEGORY:</b>	2	Negative Economic Impacts
<b>CITY ENTERPRISE PRIORITY:</b>	2.37	Economic Impact Assistance: Other
<b>CITY ROADMAP PROJECT:</b>		COVID-19 Pandemic Community + Economic Recovery
<b>CITY MANAGING DEPARTMENT:</b>		Small Business Recovery + Resilience
<b>EXISTING OR NEW PROJECT:</b>	Existing	<b>COMPLETION STATUS:</b> Completed less than 50%
<b>PROJECT TIMELINE:</b>	1/1/2022 <b>TO</b> 12/31/2024	

---

**PROJECT DESCRIPTION:**

The Business Outreach Unit within the Office of Economic Development is a liaison to the business community, providing access to City resources and tools that assist business success. This unit has attracted or retained thousands of jobs and generated millions of dollars in tax revenue for the City. During the pandemic, it became apparent the City's Spanish- and Vietnamese-speaking business communities needed specialized support and resources in their own languages to best access programs and tools to survive the economic disruption of COVID-19. Within the City, the largest share of resident population by race and ethnicity are Asian (38%) and Hispanic (31%). San José also boasts the largest concentration of Vietnamese residents of any city outside of Vietnam, with more than 100,000 residents of Vietnamese descent. Many of the businesses in these communities are micro-businesses, consisting of 10 or fewer workers, who generally have less access to professional services, banking and support networks. This program will fund two Business Outreach staff for two years who will focus on assisting COVID-19-impacted small business owners primarily in Spanish- and Vietnamese-speaking communities with services such as: navigating assistance programs related to COVID-19; promoting technical assistance programs designed to increase/enhance business success; and troubleshooting common problems where City Hall can assist, such as permitting, blight, crime, tax and code compliance, etc.

---

**PROJECT WEBSITE:**

**DOES THIS PROGRAM FOCUS ON QUALIFIED CENSUS TRACTS OR CITYWIDE?** Citywide  
**USE OF EVIDENCE-BASED INTERVENTION?** Evidence-Based Intervention using City Research  
**IS A PROGRAM EVALUATION BEING CONDUCTED?** No



		ACTUALS	
		FY2021-22	CUMULATIVE
<b>FUNDING AMOUNT:</b>	\$300,000.00	<b>OBLIGATIONS</b>	\$89,893.47
<b>EVIDENCE-BASED FUNDING ALLOCATION:</b>	\$ 0.00	<b>EXPENDITURES</b>	\$89,893.47

**STRUCTURE AND OBJECTIVES OF ASSISTANCE PROGRAM**

This project fund Office of Economic Development multilingual staff focused on business outreach within the Spanish- and Vietnamese-speaking communities, to assist businesses with resources to enhance their ability to start up or grow in San José.

**APPROACH TO RACIAL EQUITY AND INCLUSION**

While this program is envisioned to operate citywide, provision of these services will primarily benefit immigrant-owned businesses, and business owners of color. In San José, >60% of small businesses are estimated to be owned by people of color.

Small Business Direct Outreach (Spanish + Vietnamese) serves the following population(s):

- Impacted Classes of Small Businesses designated as negatively economically impacted
- Disproportionately Impacted Small Businesses operating in Qualified Census Tracts

**PROGRAM PERFORMANCE INDICATORS & OUTPUT/OUTCOME MEASURES**

MANDATORY KEY PERFORMANCE INDICATORS		OUTPUT MEASURES		OUTCOME MEASURES	
No Mandatory Key Performance Indicators are required for this program/project.		Businesses outreached to	135	Number of businesses retained, attracted, or expanded	6
		Meetings held with Spanish and Vietnamese-speaking businesses owners	68	Number of jobs retained, attracted, or expanded	10
		Businesses referrals to technical assistance partners	22	Amount of business tax retained or attracted	NA

**RECOVERY PLAN CATEGORY:** 2 Negative Economic Impacts  
 2.37 Economic Impact Assistance: Other  
**CITY ENTERPRISE PRIORITY:** COVID-19 Pandemic Community + Economic Recovery  
**CITY ROADMAP PROJECT:** Small Business Recovery + Resilience  
**CITY MANAGING DEPARTMENT:** Economic Development  
**EXISTING OR NEW PROJECT:** Existing **COMPLETION STATUS:** Not started  
**PROJECT TIMELINE:** 4/1/2023 **TO** 4/1/2024

**PROJECT DESCRIPTION:**

The negative economic impact of COVID-19 is exposing businesses to a heightened risk of displacement. Land and property owners with vacant premises and bad debt arising from failed business tenants may sell for redevelopment purposes, resulting in a loss of commercial land and property and the displacement of remaining tenants. The City's objectives for this project are to examine the exposure and risk of displacement in a changing commercial property market, design a city wide framework with policy recommendations and identify the type and range of business support and mitigation services that should be available to the business being displaced. The project will evidence good practice, relevant published research and review major projects planned in San José such as BART Phase II, redevelopment of Diridon Station and Downtown West. The project will be led by the Office of Economic Development with support from the Planning, Building and Code Enforcement Department, Housing Department, Office of Racial Equality; the City Manager's Office, and the City Attorney.

**PROJECT WEBSITE:**

**DOES THIS PROGRAM FOCUS ON QUALIFIED CENSUS TRACTS OR CITYWIDE?** Citywide  
**USE OF EVIDENCE-BASED INTERVENTION?** Program Evaluation  
**IS A PROGRAM EVALUATION BEING CONDUCTED?** No

			ACTUALS	
			FY2021-22	CUMULATIVE
<b>FUNDING AMOUNT:</b>	\$60,000.00	<b>OBLIGATIONS</b>	\$ 0.00	\$ 0.00
<b>EVIDENCE-BASED FUNDING ALLOCATION:</b>	\$ 0.00	<b>EXPENDITURES</b>	\$ 0.00	\$ 0.00

<b>STRUCTURE AND OBJECTIVES OF ASSISTANCE PROGRAM</b>
This project will create a model to identify businesses most at risk of displacement, and will use data, published research and best practice to develop recommendations on land use, zoning and access to technical assistance for affected businesses.
<b>APPROACH TO RACIAL EQUITY AND INCLUSION</b>
The approach to this project will be to engage directly with local business associations, chambers of commerce and business advocacy groups, many of whom directly represent the interests of business owners of color.

Small Business Displacement Index Study serves the following population(s):

- Impacted Classes of Small Businesses designated as negatively economically impacted

<b>PROGRAM PERFORMANCE INDICATORS &amp; OUTPUT/OUTCOME MEASURES</b>					
<b>MANDATORY KEY PERFORMANCE INDICATORS</b>		<b>OUTPUT MEASURES</b>		<b>OUTCOME MEASURES</b>	
No Mandatory Key Performance Indicators are required for this program/project.		Report Published	No	Report presented to City Council Community & Economic Development Committee	No
		Adjustments to or introduction of new city policies around displacement	No	Number of businesses served	NA

**RECOVERY PLAN CATEGORY:** 2 Negative Economic Impacts  
**CITY ENTERPRISE PRIORITY:** 2.29 Loans or Grants to Mitigate Financial Hardship  
**CITY ROADMAP PROJECT:** COVID-19 Pandemic Community + Economic Recovery  
**CITY MANAGING DEPARTMENT:** Re-Employment + Workforce Development  
**EXISTING OR NEW PROJECT:** Existing **COMPLETION STATUS:** Completed less than 50%

**PROJECT TIMELINE:** 5/1/2022 **To** 12/31/2022

**PROJECT DESCRIPTION:**

Since COVID-19, over 45,000 individual federal and state emergency loans and grants have been awarded to businesses located in San José. However, published data and local research identifies the lowest take-up rates for small business are those employing less than 10 staff; just 34% have to date have received a federal loan or state grant. This will be a citywide business grant program designed to attract applications from eligible small business physically located in San José. The grant program would serve 100-150 small businesses and target applications from businesses located in underserved communities and low income census tracts. The City will use the knowledge and experience gained from funding two COVID-19 business grant programs in 2020 to inform the design, eligibility criteria and user experience. It is anticipated the number of applications will exceed the funds available and the City aims to support business owners by using existing free technical assistance through a Business Owner Space (BOS) partnership. The grant program will be targeted at small businesses employing less than 35 staff with a physical location in the city of San José. Businesses who have been in receipt of a PPP loan, EDIL loan, Restaurant Revitalization Grant, Shuttered Venue Operators Grant and the CA Relief grant will be ineligible. All grants awarded in this project will comply with Federal regulations. The grant can be used to offset expenses, rent arrears and other utility bills.

**PROJECT WEBSITE:** <https://www.accesssbdc.org/sjrr22/>

**DOES THIS PROGRAM FOCUS ON QUALIFIED CENSUS TRACTS OR CITYWIDE?** Citywide  
**USE OF EVIDENCE-BASED INTERVENTION?** Program Evaluation  
**IS A PROGRAM EVALUATION BEING CONDUCTED?** No

		ACTUALS	
		FY2021-22	CUMULATIVE
<b>FUNDING AMOUNT:</b>	\$2,750,000.00	<b>OBLIGATIONS</b>	\$ 0.00
<b>EVIDENCE-BASED FUNDING ALLOCATION:</b>	\$ 0.00	<b>EXPENDITURES</b>	\$ 0.00

**STRUCTURE AND OBJECTIVES OF ASSISTANCE PROGRAM**

This project funds grants targeted to small businesses who have not received any federal stimulus loans, funds or state grant programs, directed to small businesses located in low-income census tracts and areas in the City hit hardest by COVID-19.

**APPROACH TO RACIAL EQUITY AND INCLUSION**

This project will design criteria and explicit targeting to encourage the maximum number of eligible applicants to apply, with BOS providers with cultural sensitivity and linguistic capability encouraged to participate in supporting business owners.

Small Business Grants serves the following population(s):

- Impacted Small Businesses that experienced a negative economic impact
- Disproportionately Impacted Small Businesses operating in Qualified Census Tracts

**PROGRAM PERFORMANCE INDICATORS & OUTPUT/OUTCOME MEASURES**

MANDATORY KEY PERFORMANCE INDICATORS		OUTPUT MEASURES		OUTCOME MEASURES	
No Mandatory Key Performance Indicators are required for this program/project.		Business grant program	In Progress	Number of businesses awarded a grant	NA
				Number of jobs protected	NA
				Number of business minority business owners applied	NA
				Number of minority business owners awarded a grant	NA
				Number of minority business owners awarded a grant	NA
				Number of businesses who apply from a low income census tract	NA
				Number of businesses awarded a grant from a low income census tract	NA

<b>RECOVERY PLAN CATEGORY:</b>	2	Negative Economic Impacts
<b>CITY ENTERPRISE PRIORITY:</b>	2.30	Technical Assistance Counseling or Business Planning
<b>CITY ROADMAP PROJECT:</b>		COVID-19 Pandemic Community + Economic Recovery
<b>CITY MANAGING DEPARTMENT:</b>		Small Business Recovery + Resilience
<b>EXISTING OR NEW PROJECT:</b>	Existing	<b>COMPLETION STATUS:</b> Completed less than 50%
<b>PROJECT TIMELINE:</b>	12/30/2021	<b>TO</b> 6/30/2023

**PROJECT DESCRIPTION:**

Business Owner Space (BOS) is the primary organizing partnership for business service providers operating in San José offering free services and support to small businesses. There are over 19,000 small businesses in San José employing less than 35 staff. These are the businesses hit hardest by the COVID-19 pandemic and those that have also received the smallest percentage of federal and state financial assistance to date. In addition, there are over 40,000 self-employed or sole proprietors. In total, small businesses in San José employ more than 130,000 staff and critical to the success of neighborhood economies. The project will enable the BOS website, online materials to be refreshed and new promotional tools to be developed. The refresh is designed to improve access and drive the take up of free technical assistance to business owners. The refresh will have multiple language options and become culturally sensitized to address underserved business owners. The BOS partnership will aim to broaden opportunities for small business owners to access FDIC-approved loan capital, financial education and apply for business grant programs. This is a city-wide foundational project with a focus on BOS partners maintaining an offer to any business in San José. Individual BOS partners will be encouraged to collaborate with local neighborhood initiatives to enhance the value and impact of targeted technical assistance.

**PROJECT WEBSITE:**

[www.businessownerspace.com](http://www.businessownerspace.com)

**DOES THIS PROGRAM FOCUS ON QUALIFIED CENSUS TRACTS OR CITYWIDE?** Citywide  
**USE OF EVIDENCE-BASED INTERVENTION?** Evidence-Based Intervention using City Research  
**IS A PROGRAM EVALUATION BEING CONDUCTED?** No

		ACTUALS		
		FY2021-22		CUMULATIVE
<b>FUNDING AMOUNT:</b>	\$125,000.00	<b>OBLIGATIONS</b>	\$8,163.86	\$8,163.86
<b>EVIDENCE-BASED FUNDING ALLOCATION:</b>	\$8,163.86	<b>EXPENDITURES</b>	\$8,163.86	\$8,163.86

**STRUCTURE AND OBJECTIVES OF ASSISTANCE PROGRAM**

This project increases access to free business services to all San José-based small businesses. The project will refresh materials, enhance communication to businesses, and encourage new partners to develop new models of citywide and local support.

**APPROACH TO RACIAL EQUITY AND INCLUSION**

While this program is envisioned to operate citywide, provision of these services will primarily benefit immigrant-owned businesses, and business owners of color. In San José, >60% of small businesses are estimated to be owned by people of color.

Small Business Technical Assistance Refresh serves the following population(s):

- Impacted Classes of Small Businesses designated as negatively economically impacted

**PROGRAM PERFORMANCE INDICATORS & OUTPUT/OUTCOME MEASURES**

MANDATORY KEY PERFORMANCE INDICATORS		OUTPUT MEASURES		OUTCOME MEASURES	
Number of Small Businesses Served	NA	New website, online materials and information	NA	Businesses accessing the website	NA

<b>RECOVERY PLAN CATEGORY:</b>	2	Negative Economic Impacts
<b>CITY ENTERPRISE PRIORITY:</b>	2.29	Loans or Grants to Mitigate Financial Hardship
<b>CITY ROADMAP PROJECT:</b>		COVID-19 Pandemic Community + Economic Recovery
<b>CITY MANAGING DEPARTMENT:</b>		Small Business Recovery + Resilience
<b>EXISTING OR NEW PROJECT:</b>	Existing	<b>COMPLETION STATUS:</b> Completed less than 50%
<b>PROJECT TIMELINE:</b>	9/1/2021	<b>TO</b> 12/31/2024
<b>PROJECT DESCRIPTION:</b>	<p>The Citywide Storefront Grant Program will assist small business owners leasing or occupying a vacant or existing ground floor space with funding to make interior and/or exterior improvements to the building. The assistance will be provided through a grant of City permits, fees and taxes, supplies, and/or infrastructure upon the receipt of a certificate of occupancy or a notice of completion by the business owner. This program is intended to enliven, beautify, and activate storefronts located in commercial districts citywide. Vacant Storefront Grant: New Lease Tenant Improvements Permit Costs – A small business owner that leases a ground floor space, that has been vacant for longer than three months and will require building permits to activate, may be reimbursed up to \$15,000 for City fees, permits and taxes. Occupied Storefront Grant: Exterior Space Improvements – A small business owner occupying a ground floor retail space may be granted up to a maximum of \$10,000, for City fees and permits and materials for furniture, fixtures and equipment for exterior improvements that enhance or enliven their storefront. Exterior improvements include, but are not limited to, the following: • Pedestrian-oriented signage • Outdoor seating • Curb café/Parklet • Sidewalk repair/replacement • Awnings • Paint/Mural.</p>	
<b>PROJECT WEBSITE:</b>	<a href="https://www.sjeconomy.com/why-san-jose/covid-19-guidance/business-resources">https://www.sjeconomy.com/why-san-jose/covid-19-guidance/business-resources</a>	
<b>DOES THIS PROGRAM FOCUS ON QUALIFIED CENSUS TRACTS OR CITYWIDE?</b>	Citywide	
<b>USE OF EVIDENCE-BASED INTERVENTION?</b>	Evidence-Based Intervention using City Research	
<b>IS A PROGRAM EVALUATION BEING CONDUCTED?</b>	No	



			ACTUALS	
			FY2021-22	CUMULATIVE
<b>FUNDING AMOUNT:</b>	\$ 0.00	<b>OBLIGATIONS</b>	\$39,574.12	\$39,574.12
<b>EVIDENCE-BASED FUNDING ALLOCATION:</b>	\$ 0.00	<b>EXPENDITURES</b>	\$39,574.12	\$39,574.12

**STRUCTURE AND OBJECTIVES OF ASSISTANCE PROGRAM**

The program will assist small businesses to succeed. Due to COVID-19, businesses are further burdened to meet operational expenses and will need aid to ensure their storefronts are active, inviting and can accommodate outdoor business operations.

**APPROACH TO RACIAL EQUITY AND INCLUSION**

Program collateral will be available in languages most prevalent in hardest hit commercial areas: Spanish, Vietnamese and Mandarin. Outreach will be done through City business partners serving underserved and minority communities in San José.

Storefront Activation Grants serves the following population(s):

- Impacted Classes of Small Businesses designated as negatively economically impacted
- Impacted Travel tourism or hospitality sectors

**PROGRAM PERFORMANCE INDICATORS & OUTPUT/OUTCOME MEASURES**

MANDATORY KEY PERFORMANCE INDICATORS		OUTPUT MEASURES		OUTCOME MEASURES	
Number of Small Businesses Served	4	Number of grants awarded to small businesses occupying vacant storefronts.	1	85% of grant recipients will remain in business beyond three-years	TBD
		Number of grants awarded to existing small businesses to improve storefront exteriors	4	Visual blight will be reduced in commercial areas	TBD

**RECOVERY PLAN CATEGORY:** 2 Negative Economic Impacts  
**CITY ENTERPRISE PRIORITY:** 2.37 Economic Impact Assistance: Other  
**CITY ROADMAP PROJECT:** COVID-19 Pandemic Community + Economic Recovery  
**CITY MANAGING DEPARTMENT:** Small Business Recovery + Resilience  
**EXISTING OR NEW PROJECT:** Existing **COMPLETION STATUS:** Completed less than 50%  
**PROJECT TIMELINE:** 7/1/2021 **TO** 12/31/2024

**PROJECT DESCRIPTION:**

This project will support and drive engagement with the various initiatives launched by the City of San José to help business owners struggling with the impacts of COVID-19. Due to the COVID-19 pandemic, the City has had to change many of its baseline communications tactics to ensure under-served, highly impacted communities are able to access the information and services provided. This means a much faster turn-around for translated written information, fuller translations of web-based information, enhancement of digital outreach to include multi-lingual social media posts and SMS messaging, and simultaneous interpretation of meetings, webinars and other "live" activities and events. Languages required are English, Spanish, Vietnamese, Traditional and Simplified Chinese (written) and Mandarin. In addition, the project plan includes a multi-lingual website with hubs for up to eleven (11) commercial/business districts across the City, of which at least four (4) include parts or all of Qualified Census Tracts.

**PROJECT WEBSITE:**

[www.sjeconomy.com](http://www.sjeconomy.com)

**DOES THIS PROGRAM FOCUS ON QUALIFIED CENSUS TRACTS OR CITYWIDE?** Citywide

**USE OF EVIDENCE-BASED INTERVENTION?** No

**IS A PROGRAM EVALUATION BEING CONDUCTED?** No

			ACTUALS	
			FY2021-22	CUMULATIVE
<b>FUNDING AMOUNT:</b>	\$400,000.00	<b>OBLIGATIONS</b>	\$21,455.92	\$21,455.92
<b>EVIDENCE-BASED FUNDING ALLOCATION:</b>	\$ 0.00	<b>EXPENDITURES</b>	\$21,455.92	\$21,455.92

<b>STRUCTURE AND OBJECTIVES OF ASSISTANCE PROGRAM</b>
This project will support and drive engagement with various City initiatives launched to help business owners struggling with COVID-19 impacts and ensure under-served, highly impacted communities are able to access City information and services.
<b>APPROACH TO RACIAL EQUITY AND INCLUSION</b>
“Transculturation” of City communications materials and channels is a key component of racial equity and inclusion, as it not only is designed to overcome language barriers, but also includes tactics for communicating outside of the digital framework

Supplemental Business Development Communications serves the following population(s):

- Impacted Small Businesses that experienced a negative economic impact

<b>PROGRAM PERFORMANCE INDICATORS &amp; OUTPUT/OUTCOME MEASURES</b>					
<b>MANDATORY KEY PERFORMANCE INDICATORS</b>		<b>OUTPUT MEASURES</b>		<b>OUTCOME MEASURES</b>	
No Mandatory Key Performance Indicators are required for this program/project.		1-3 email messages to 40k businesses each week	Yes	For emails, average 25% open, 5% click rate	0
		2-5 sets of multi-lingual social media posts	Yes	Faster turnaround time for translation of communications	Yes
		2 monthly business walks by multi-lingual team members to commercial sections of the city	Yes	Visit average of 10-20 businesses/month	Yes
		2 webinars for business owners per month	No	Webinar attendance average 20-70	Yes
		4-6 blogposts per month	No		
		Multi-lingual staffing of phone and email hotline for business owners	Yes		
		Tracking of calls and emails managed	Yes		



SUPPLEMENTAL ECONOMIC DEVELOPMENT ASSOCIATION CAPACITY BUILDING (990016)

**RECOVERY PLAN CATEGORY:** 2 Negative Economic Impacts  
 2.37 Economic Impact Assistance: Other  
**CITY ENTERPRISE PRIORITY:** COVID-19 Pandemic Community + Economic Recovery  
**CITY ROADMAP PROJECT:** Small Business Recovery + Resilience  
**CITY MANAGING DEPARTMENT:** Economic Development  
**EXISTING OR NEW PROJECT:** Existing **COMPLETION STATUS:** Completed less than 50%

**PROJECT TIMELINE:** 1/3/2022 To 12/31/2024

**PROJECT DESCRIPTION:**

Business District Corridors are critical to City economic vitality, providing opportunities for small businesses and employment as well cultural and civic benefits. The project expands business-support networks capacity to serve targeted business districts affected by COVID-19, which includes Downtown, Central and East San José. This project will fund the implementation of components to support and stand up Business Districts. These components include:

- Outreach strategies and programming to engage business partners and property owners, drive stakeholder membership, and promote the business corridors.
- Marketing campaigns that highlight each corridor as a destination business district, featuring the area’s diverse commercial and industrial sectors while showcasing its history, geographic advantages, and unique cultural characteristics.
- Implementing small business events and engagement opportunities such as Small Business Saturday, Doing Business in San José workshops, and Small Business Week Summit.
- Securing commercial space in the business district areas to provide centralized services and provide certainty for business owners to access services given time issues. In addition, this program will support business district advocacy for East San José, one of the areas characterized by higher unemployment rates and historically underserved in terms of business assistance and access to capital. East San José is one of the hardest hit by COVID-19. Additionally, this project will allow for a new staffer to focus on administrative tasks related to Economic Development Association Capacity Building through contract management.

**PROJECT WEBSITE:** [www.sjeconomy.com](http://www.sjeconomy.com)

**DOES THIS PROGRAM FOCUS ON QUALIFIED CENSUS TRACTS OR CITYWIDE?**  
**USE OF EVIDENCE-BASED INTERVENTION?**

Qualified Census Tracts

Program Evaluation

		ACTUALS		
		FY2021-22		CUMULATIVE
<b>FUNDING AMOUNT:</b>	\$1,000,000.00	<b>OBLIGATIONS</b>	\$108,540.15	\$108,540.15
<b>EVIDENCE-BASED FUNDING ALLOCATION:</b>	\$ 0.00	<b>EXPENDITURES</b>	\$108,540.15	\$108,540.15

**STRUCTURE AND OBJECTIVES OF ASSISTANCE PROGRAM**

This project helps build capacity in City of San José business districts while directing resources to underserved communities most impacted by the COVID-19 pandemic and consequent economic fallout.

**APPROACH TO RACIAL EQUITY AND INCLUSION**

This project addresses racial equity by focusing recovery resources on underserved businesses district areas. San José is home to approximately 55,000 small businesses, >50% immigrant-owned and >60% owned by people of color.

Supplemental Economic Development Association Capacity Building serves the following population(s):

- Impacted Small Businesses that experienced a negative economic impact
- Disproportionately Impacted Small Businesses operating in Qualified Census Tracts

**PROGRAM PERFORMANCE INDICATORS & OUTPUT/OUTCOME MEASURES**

MANDATORY KEY PERFORMANCE INDICATORS		OUTPUT MEASURES		OUTCOME MEASURES	
No Mandatory Key Performance Indicators are required for this program/project.		Number business and property owners outreached	NA	Increased number of business and property owner membership in business associations	NA
		Marketing and identity branding material developed	Yes	Increased number of digital media hits and impressions	NA
		Work plan developed	Yes	Increased number of businesses engaged	Yes
		Small Business events produced	NA	Value of contracts executed	75,000
		Cultural assets mapped	NA		
		Contracts executed by dedicated staffer	1		

<b>RECOVERY PLAN CATEGORY:</b>	2	Negative Economic Impacts
<b>CITY ENTERPRISE PRIORITY:</b>	2.32	Business Incubators and Start-Up or Expansion Assistance
<b>CITY ROADMAP PROJECT:</b>		COVID-19 Pandemic Community + Economic Recovery
<b>CITY MANAGING DEPARTMENT:</b>		Small Business Recovery + Resilience
<b>EXISTING OR NEW PROJECT:</b>	New	<b>COMPLETION STATUS:</b> Not started
<b>PROJECT TIMELINE:</b>	3/1/2023 <b>To</b> 6/30/2025	

**PROJECT DESCRIPTION:**

This project will target entrepreneurs who want to start a business in San José. The negative economic impact of COVID-19 has increased the risk of existing business failure and job losses. There are close to 50,000 active self-employed residents in San José registered for business tax purposes. The virtual business center will be established to create entrepreneurial pathways for the next generation of resident business owners. The new concept is designed to support both tech and non-tech business startups. This is a long term project to strengthen the business ecosystem of San José. The City will create a virtual business information center to attract entrepreneurs to locate in San José or for existing residents to start a new business here. The City will encourage entrepreneurs in the emerging green “climate smart” sectors, manufacturing and biotech/bioscience sectors to start a business in San José, creating links and access to existing providers and industry sector specialists. The service concept will adapt and apply networked models with access to finance, technical expertise and partnerships to curate an entrepreneurial experience in one virtual location. The new virtual center will showcase existing accelerator, incubator and shared office/managed workspace in San José. Government regulation, business tax licensing and permitting will be attractively presented so all the standards/compliance requirements of a new business can be located or linked into the new center.

**PROJECT WEBSITE:**

<b>DOES THIS PROGRAM FOCUS ON QUALIFIED CENSUS TRACTS OR CITYWIDE?</b>	Citywide
<b>USE OF EVIDENCE-BASED INTERVENTION?</b>	Program Evaluation
<b>IS A PROGRAM EVALUATION BEING CONDUCTED?</b>	No

		ACTUALS	
		FY2021-22	CUMULATIVE
<b>FUNDING AMOUNT:</b>	\$175,000.00	<b>OBLIGATIONS</b>	\$ 0.00
<b>EVIDENCE-BASED FUNDING ALLOCATION:</b>	\$ 0.00	<b>EXPENDITURES</b>	\$ 0.00

**STRUCTURE AND OBJECTIVES OF ASSISTANCE PROGRAM**

The Virtual Business Center is a citywide one-stop shop to support entrepreneurs starting a business in San José. Services will be free and co-designed with partners to enhance entrepreneurship and strengthen equity-based delivery.

**APPROACH TO RACIAL EQUITY AND INCLUSION**

The program will be promoted through the City's various communications mechanisms in the languages most prevalent in hardest hit areas of the City of San José: Spanish, Vietnamese and Mandarin, in collaboration with City of San José partners.

Virtual Business Center serves the following population(s):

- Impacted Small Businesses that experienced a negative economic impact

**PROGRAM PERFORMANCE INDICATORS & OUTPUT/OUTCOME MEASURES**

MANDATORY KEY PERFORMANCE INDICATORS		OUTPUT MEASURES		OUTCOME MEASURES	
Number of Small Businesses Served		Online service established with a website, marketing materials and links	No	Entrepreneurs assisted annually	TBD
				Businesses created	TBD
				Jobs Created	TBD
				Minority entrepreneurs assisted	TBD
				Minority owned businesses created	TBD

*COVID-19 Recovery Task Force*

COVID-19 RECOVERY TASKFORCE + COMMUNITY ENGAGEMENT  
RECOVERY MANAGEMENT COORDINATION AND COMPLIANCE



**RECOVERY PLAN CATEGORY:** I Public Health  
 I.7 Other COVID-19 Public Health Expenses (including Communications Enforcement Isolation/Quarantine)  
**CITY ENTERPRISE PRIORITY:** COVID-19 Pandemic Community + Economic Recovery  
**CITY ROADMAP PROJECT:** COVID-19 Recovery Task Force  
**CITY MANAGING DEPARTMENT:** City Manager  
**EXISTING OR NEW PROJECT:** Existing **COMPLETION STATUS:** Completed less than 50%  
**PROJECT TIMELINE:** 10/1/2021 **TO** 12/31/2022

**PROJECT DESCRIPTION:** To ensure the City’s planned and current use of COVID-19 related funds captures diverse feedback from constituents, community-based organizations, and the communities themselves, the City is convening and staffing a Citywide, cross-sector, community-based COVID-19 Recovery Task Force (Task Force) that would provide recommendations to the City Council on matters of COVID-19 economic and social recovery. The Task Force is contemplated to be convened for no more than a year. The City of San José will utilize its Greater Downtown San José Economic Recovery Task Force and the Health & Racial Equity Task Force as models. It is contemplated approximately thirty-five local organizations, including CBOs, NGOs, educational institutions, and other partners and stakeholders will have representation on the Task Force. This project funds the activities of the Task Force for this effort.

**PROJECT WEBSITE:** <https://www.sanjoseca.gov/your-government/departments-offices/office-of-the-city-manager/community-and-economic-recovery-task-force>

**DOES THIS PROGRAM FOCUS ON QUALIFIED CENSUS TRACTS OR CITYWIDE?** Citywide  
**USE OF EVIDENCE-BASED INTERVENTION?** No  
**IS A PROGRAM EVALUATION BEING CONDUCTED?** No

		ACTUALS		
			FY2021-22	CUMULATIVE
<b>FUNDING AMOUNT:</b>	\$3,700,000.00	<b>OBLIGATIONS</b>	\$136,195.34	\$136,195.34
<b>EVIDENCE-BASED FUNDING ALLOCATION:</b>	\$ 0.00	<b>EXPENDITURES</b>	\$136,195.34	\$136,195.34

**STRUCTURE AND OBJECTIVES OF ASSISTANCE PROGRAM**

This project funds a newly formed, Citywide, cross-sector, community-based COVID-19 Recovery Task Force to provide recommendations to the City Council on COVID-19 economic and social recovery matters.

**APPROACH TO RACIAL EQUITY AND INCLUSION**

As San José’s COVID-19 recovery efforts are implemented, the City will develop a set of metrics mapped by neighborhood. These metrics will assess need, target outreach and programming, and track how programs reach the most vulnerable communities.

COVID-19 Recovery Taskforce + Community Engagement serves the following population(s):

- Impacted General Public
- Impacted Classes of Non-Profits designated as negatively economically impacted

**PROGRAM PERFORMANCE INDICATORS & OUTPUT/OUTCOME MEASURES**

MANDATORY KEY PERFORMANCE INDICATORS		OUTPUT MEASURES		OUTCOME MEASURES	
No Mandatory Key Performance Indicators are required for this program/project.		Number of participating agencies	TBD	Report to City Council	TBD
		Diversity of participating agencies	TBD	Actionable items for City Council consideration	TBD
		Number of Task Force meetings	TBD		



**RECOVERY PLAN CATEGORY:** I Public Health  
 I.7 Other COVID-19 Public Health Expenses (including Communications Enforcement Isolation/Quarantine)  
**CITY ENTERPRISE PRIORITY:** COVID-19 Pandemic Community + Economic Recovery  
**CITY ROADMAP PROJECT:** COVID-19 Recovery Task Force  
**CITY MANAGING DEPARTMENT:** City Manager  
**EXISTING OR NEW PROJECT:** Existing **COMPLETION STATUS:** Completed 50% or more  
**PROJECT TIMELINE:** 9/1/2021 **TO** 12/31/2022

**PROJECT DESCRIPTION:**

To ensure the City’s planned and current use of COVID-19 related funds captures diverse feedback from constituents, community-based organizations, and the communities themselves, the City is convening and staffing a Citywide, cross-sector, community-based COVID-19 Recovery Task Force (Task Force) that would provide recommendations to the City Council on matters of COVID-19 economic and social recovery. The Task Force is contemplated to be convened for no more than a year. The City of San José will utilize its Greater Downtown San José Economic Recovery Task Force and the Health & Racial Equity Task Force as models. It is contemplated approximately thirty-five local organizations, including CBOs, NGOs, educational institutions, and other partners and stakeholders will have representation on the Task Force. This project funds the City support staff for this effort.

**PROJECT WEBSITE:**

<https://www.sanjoseca.gov/your-government/departments-offices/office-of-the-city-manager/community-and-economic-recovery-task-force>

**DOES THIS PROGRAM FOCUS ON QUALIFIED CENSUS TRACTS OR CITYWIDE?** Citywide  
**USE OF EVIDENCE-BASED INTERVENTION?** No  
**IS A PROGRAM EVALUATION BEING CONDUCTED?** No

			ACTUALS	
			FY2021-22	CUMULATIVE
<b>FUNDING AMOUNT:</b>	\$4,350,000.00	<b>OBLIGATIONS</b>	\$2,009,439.02	\$2,009,439.02
<b>EVIDENCE-BASED FUNDING ALLOCATION:</b>	\$ 0.00	<b>EXPENDITURES</b>	\$1,662,659.46	\$1,662,659.46

<b>STRUCTURE AND OBJECTIVES OF ASSISTANCE PROGRAM</b>
This project supports a newly formed, Citywide, cross-sector, community-based COVID-19 Recovery Task Force to provide recommendations to the City Council on COVID-19 economic and social recovery matters.
<b>APPROACH TO RACIAL EQUITY AND INCLUSION</b>
As San José’s COVID-19 recovery efforts are implemented, the City will develop a set of metrics mapped by neighborhood. These metrics will assess need, target outreach and programming, and track how programs reach the most vulnerable communities.

Recovery Management Coordination and Compliance serves the following population(s):

- Impacted Small Businesses that experienced a negative economic impact
- Impacted General Public

<b>PROGRAM PERFORMANCE INDICATORS &amp; OUTPUT/OUTCOME MEASURES</b>					
<b>MANDATORY KEY PERFORMANCE INDICATORS</b>		<b>OUTPUT MEASURES</b>		<b>OUTCOME MEASURES</b>	
No Mandatory Key Performance Indicators are required for this program/project.		Number of participating agencies	55	Report to City Council	0
		Diversity of participating agencies	55	Actionable items for City Council consideration	TBD
		Number of Task Force meetings	13		

**RESILIENT + SUSTAINABLE CITY INFRASTRUCTURE + EMERGENCY  
PREPAREDNESS**

*Disaster Ready + Climate Smart*

EMERGENCY PUBLIC INFORMATION

ENERGY SAVING RETROFITS

**RECOVERY PLAN CATEGORY:**

I Public Health

I.7 Other COVID-19 Public Health Expenses (including Communications Enforcement Isolation/Quarantine)  
Resilient + Sustainable City Infrastructure + Emergency Preparedness  
Disaster Ready + Climate Smart  
Communications

**CITY ENTERPRISE PRIORITY:**

**CITY ROADMAP PROJECT:**

**CITY MANAGING DEPARTMENT:**

**EXISTING OR NEW PROJECT:**

Existing **COMPLETION STATUS:** Completed less than 50%

**PROJECT TIMELINE:**

7/1/2021 **TO** 6/30/2023

**PROJECT DESCRIPTION:**

This project will focus on providing timely and accurate information to residents and business to aid in community and economic recovery and safety through the creation and translation of emergency communications through digital media, print, collateral, and other outreach strategies. The City Communications Office will develop and provide culturally appropriate and language specific information to diverse residents and businesses who are least connected to services and have been disproportionately impacted by COVID-19 physically and economically. Tactics will include print, radio, digital, social media and TV ads to focused audiences (Spanish, Vietnamese, Chinese, Black/African Ancestry), outdoor collateral (banners), transcreation of various emergency- and business-related materials, including emails, webinars and blog posts; and support of other Citywide Community and Economic Recovery efforts, such as local assistance collateral and advertising.

**PROJECT WEBSITE:**

<https://www.sanjoseca.gov/news-stories/news/virtual-local-assistance-center>

**DOES THIS PROGRAM FOCUS ON QUALIFIED CENSUS TRACTS OR CITYWIDE?** Citywide

**USE OF EVIDENCE-BASED INTERVENTION?** No

**IS A PROGRAM EVALUATION BEING CONDUCTED?** No

			ACTUALS	
			FY2021-22	CUMULATIVE
<b>FUNDING AMOUNT:</b>	\$1,480,000.00	<b>OBLIGATIONS</b>	\$777,317.81	\$777,317.81
<b>EVIDENCE-BASED FUNDING ALLOCATION:</b>	\$ 0.00	<b>EXPENDITURES</b>	\$653,751.98	\$653,751.98

<b>STRUCTURE AND OBJECTIVES OF ASSISTANCE PROGRAM</b>
This project supports timely, accurate information to residents and businesses to aid in community and economic recovery and safety by the creation and translation of emergency communications using digital media, print, collateral, and other outreach strategies.
<b>APPROACH TO RACIAL EQUITY AND INCLUSION</b>
This project will provide culturally appropriate and language specific information to diverse residents and businesses who are least connected to services and have been disproportionately impacted by COVID-19 physically and economically.

Emergency Public Information serves the following population(s):

- Impacted General Public

<b>PROGRAM PERFORMANCE INDICATORS &amp; OUTPUT/OUTCOME MEASURES</b>					
<b>MANDATORY KEY PERFORMANCE INDICATORS</b>		<b>OUTPUT MEASURES</b>		<b>OUTCOME MEASURES</b>	
No Mandatory Key Performance Indicators are required for this program/project.		Number of Media buys	430	Number of impressions for all media	6,928,725
		Number of social media ad buys	16		
		Mailings to highest need zip codes	323,448		
		Produce outdoor collateral (200 banners)	88		
		Perform media monitoring (Contract with Meltwater Communications)	196,000		



**RECOVERY PLAN CATEGORY:** 2 Negative Economic Impacts  
 2.2 Household Assistance: Rent Mortgage and Utility Aid  
 Resilient + Sustainable City Infrastructure + Emergency Preparedness  
**CITY ENTERPRISE PRIORITY:** Disaster Ready + Climate Smart  
**CITY ROADMAP PROJECT:** Clean Energy  
**CITY MANAGING DEPARTMENT:**  
**EXISTING OR NEW PROJECT:** Existing **COMPLETION STATUS:** Completed less than 50%  
**PROJECT TIMELINE:** 9/1/2021 **TO** 6/30/2025

**PROJECT DESCRIPTION:**

The SJCE Single-Family Residential Program will provide discounts and incentives to moderate-income SJCE residential customers in single-family homes for replacing older, less efficient appliances with new energy efficient electric appliances. The program will center its focus on serving two classes of customers: • Residents of disadvantaged communities (DACs); • Families whose household income exceeds California Alternate Rates for Energy (CARE) Program eligibility guidelines and within the moderate-income thresholds defined by the CPUC (200-400% of the Federal Poverty Guidelines). SJCE will employ an innovative program model that leverages neighborhood outreach and bulk buying power to drive down the cost of appliances. Layered with other program incentives, the bulk discount will provide customers with replacement appliances at a lower price, reducing electric load and generating customer satisfaction and energy bill savings. SJCE contemplates 250 homes will be able to be retrofitted using the first tranche of California state funding. This project will expand the program beyond the initial 250 homes.

**PROJECT WEBSITE:**

[www.sanjosecleanenergy.org/appliance](http://www.sanjosecleanenergy.org/appliance)

**DOES THIS PROGRAM FOCUS ON QUALIFIED CENSUS TRACTS OR CITYWIDE?** Citywide  
**USE OF EVIDENCE-BASED INTERVENTION?** Evidence-Based Intervention based on CPUC Research  
**IS A PROGRAM EVALUATION BEING CONDUCTED?** No

		ACTUALS		
		FY2021-22		CUMULATIVE
<b>FUNDING AMOUNT:</b>	\$500,000.00	<b>OBLIGATIONS</b>	\$9,935.62	\$9,935.62
<b>EVIDENCE-BASED FUNDING ALLOCATION:</b>	\$ 0.00	<b>EXPENDITURES</b>	\$9,935.62	\$9,935.62

<b>STRUCTURE AND OBJECTIVES OF ASSISTANCE PROGRAM</b>
This project supplements energy efficiency programs authorized by the California Public Utilities Commission to incentivize energy-saving retrofits in low income homes.
<b>APPROACH TO RACIAL EQUITY AND INCLUSION</b>
This program would serve residents of disadvantaged communities and families whose household income exceeds CARE Program eligibility guidelines and within the moderate-income thresholds defined by the CPUC (200-400% of Federal Poverty Guidelines).

Energy Saving Retrofits serves the following population(s):

- Impacted Other Households or populations that experienced a negative economic

<b>PROGRAM PERFORMANCE INDICATORS &amp; OUTPUT/OUTCOME MEASURES</b>					
<b>MANDATORY KEY PERFORMANCE INDICATORS</b>		<b>OUTPUT MEASURES</b>		<b>OUTCOME MEASURES</b>	
Households Served	TBD	Provide appliance discounts and incentives as well as self-install and direct installation options to customers.	Yes	Number of completed projects	
Households receiving eviction prevention services	NA			Number of homes served	
Affordable housing units preserved or developed	NA			Program energy savings	
				Number of participants in DAC and moderate-income communities	
				Percentage of program funding directed to DAC and moderate-income communities	
				Cost-effectiveness calculations	
				Percentage of recommended measures installed by customers	
				Percentage of customers audited who install at least one program measure	

*Emergency Housing System Expansion*

EMERGENCY HOUSING CONSTRUCTION AND OPERATION

**RECOVERY PLAN CATEGORY:** 2 Negative Economic Impacts  
 Housing Support: Housing Vouchers and Relocation  
 2.17 Assistance for Disproportionately Impacted Communities  
 Ending Homelessness  
**CITY ENTERPRISE PRIORITY:** Emergency Housing System Expansion  
**CITY ROADMAP PROJECT:** Housing  
**CITY MANAGING DEPARTMENT:** Existing **COMPLETION STATUS:** Not started

**PROJECT TIMELINE:** 7/1/2022 **TO** 12/31/2024

**PROJECT DESCRIPTION:**

When the COVID-19 pandemic struck in March 2020, the City of San José rapidly and cost-effectively sought to build private dormitories for unhoused residents needing to escape the contagion risk of congregate shelters. Quick-build apartments were born: prefabricated, modular units built on underutilized public land. Within a year, the City had three quick-build apartment communities under construction, and a fourth has broken ground near Guadalupe River Park. This project allocates a sufficient amount of one-time funding – through a combination of Federal, State, and General Fund resources – to enable the development, construction, and ongoing operations of emergency and interim housing at six sites, including quick-build communities and converted motels. The goal is to have 1,000 pandemic-era housing beds under development by the end of the calendar year by identifying sites and resources for another 403 quick-build units.

**PROJECT WEBSITE:**

**DOES THIS PROGRAM FOCUS ON QUALIFIED CENSUS TRACTS OR CITYWIDE?** Citywide  
**USE OF EVIDENCE-BASED INTERVENTION?** Evidence-Based Intervention using local Point-in-Time surveys  
**IS A PROGRAM EVALUATION BEING CONDUCTED?** No

		ACTUALS	
		FY2021-22	CUMULATIVE
<b>FUNDING AMOUNT:</b>	\$22,500,000.00	<b>OBLIGATIONS</b>	\$ 0.00
<b>EVIDENCE-BASED FUNDING ALLOCATION:</b>	\$ 0.00	<b>EXPENDITURES</b>	\$ 0.00

**STRUCTURE AND OBJECTIVES OF ASSISTANCE PROGRAM**

This project enables the development, construction, and ongoing operations of emergency and interim housing at six sites in the City, including quick-build communities and converted motels.

**APPROACH TO RACIAL EQUITY AND INCLUSION**

This program will provide interim housing for formerly unhoused individuals with a wide range of

abilities and disabilities. Referrals will come from multiple points, including those from street outreach teams, abatements and City homeless employment programs referrals.

Emergency Housing Construction And Operation serves the following population(s):

- Disproportionately Impacted Low income Households and populations

PROGRAM PERFORMANCE INDICATORS & OUTPUT/OUTCOME MEASURES					
MANDATORY KEY PERFORMANCE INDICATORS		OUTPUT MEASURES		OUTCOME MEASURES	
Households receiving eviction prevention services	TBD	Number of individuals sheltered annually		Number of individuals exiting to permanent housing	
Affordable housing units preserved or developed	TBD				

ADDITIONAL INFORMATION ON CAPITAL EXPENDITURES	
<b>TYPE OF CAPITAL EXPENDITURE</b>	Transitional shelters (e.g., temporary residences for people experiencing homelessness)
<b>CAPITAL EXPENDITURE JUSTIFICATION</b>	<p>The City of San José continues to face both a homeless and an affordable housing crisis. In January 2020, the City opened its first Bridge Housing Community (BHC). The BHC program provides interim housing for formerly unhoused individuals. The City has two BHC communities that each have 40 cabins designed for individual occupancy. Each community includes community support facilities including shared bathrooms, showers, laundry, kitchen and community space (community garden space and a dog run) for the residents. Residents who move into the site are provided case management to support their transition into a permanent home. During the COVID-19 pandemic the City built Emergency Interim Housing (EIH) communities, which use modular premanufactured, housing instead of individual cabins. EIHs provide the same services and support as the BHC communities. For the duration of the pandemic, both BHC and EIH communities are predominately being used to house medically vulnerable unhoused residents who are at risk of severe illness or death if they contract COVID-19. When the pandemic subsides, EIH and BHC communities will serve a variety of individuals with a wide range of abilities and disabilities. This project funding, along with a City General Fund contribution of \$21.5 million, provides a significant infusion of funding to make meaningful progress to have 1,000 Emergency Interim Housing sites under development by December 2022.</p>

*Encampment Services, Outreach, Assistance + Resources*

DOWNTOWN HOMELESS HEALTH RESPONSE AND SUPPORT

HOTEL SHELTERING OPERATION + SERVICES

SAN JOSÉ BRIDGE PROGRAM

SHELTERING AND ENHANCED ENCAMPMENT SERVICES

**RECOVERY PLAN CATEGORY:** 2 Negative Economic Impacts  
 Social Determinants of Health: Community Health Workers  
 2.19 or Benefits Navigators  
**CITY ENTERPRISE PRIORITY:** Ending Homelessness  
**CITY ROADMAP PROJECT:** Encampment Services, Outreach, Assistance + Resources  
**CITY MANAGING DEPARTMENT:** Housing  
**EXISTING OR NEW PROJECT:** Existing **COMPLETION STATUS:** Not started

**PROJECT TIMELINE:** 7/1/2022 **TO** 6/30/2024

**PROJECT DESCRIPTION:**

The Downtown Crisis Response Program deploys a crisis response team dedicated to immediate dispatch and address mental health crises within the Downtown’s homeless population. Crisis dispatch clinicians will be rapidly deployed across the downtown core upon notification of a homeless concern with a corresponding mental health or substance use issue. Crisis dispatch clinicians will quickly assess needs, de-escalate crisis situations, and triage to healthcare or other services addressing individuals’ most immediate needs. Upon completion of an initial assessment, crisis dispatch clinicians will connect to PATH’s multidisciplinary outreach team for street-based case management. Once the immediate crisis is addressed, outreach case managers and the peer support specialist will transition clients to ongoing, housing-focused case management. A particular barrier to note for many of those individuals served in the downtown area is lack of access to stable income. To increase clients’ income, a certified benefits specialist will determine benefits eligibility and provide application assistance and advocacy. A housing specialist will develop relationships with community landlords as well as identify alternate housing solutions such as assisted living facilities, sober living homes, and shared housing options. Proactive outreach to Downtown businesses will also be core to the project.

**PROJECT WEBSITE:**

<https://www.sanjoseca.gov/your-government/departments/housing/ending-homelessness>

**DOES THIS PROGRAM FOCUS ON QUALIFIED CENSUS TRACTS OR CITYWIDE?**

Qualified Census Tracts

**USE OF EVIDENCE-BASED INTERVENTION?** No

**IS A PROGRAM EVALUATION BEING CONDUCTED?** Yes

		ACTUALS	
		FY2021-22	CUMULATIVE
<b>FUNDING AMOUNT:</b>	\$1,500,000.00	<b>OBLIGATIONS</b>	\$ 0.00
<b>EVIDENCE-BASED FUNDING ALLOCATION:</b>	\$ 0.00	<b>EXPENDITURES</b>	\$ 0.00

STRUCTURE AND OBJECTIVES OF ASSISTANCE PROGRAM
This project funds the City Downtown Crisis Response Program, a homeless outreach and engagement program in downtown San José.
APPROACH TO RACIAL EQUITY AND INCLUSION
This program serves low income, high-needs homeless individuals and families living on the streets in San José.

Downtown Homeless Health Response And Support serves the following population(s):

- Impacted Low or moderate income Households or populations
- Impacted Households that experienced increased food or housing insecurity

PROGRAM PERFORMANCE INDICATORS & OUTPUT/OUTCOME MEASURES					
MANDATORY KEY PERFORMANCE INDICATORS		OUTPUT MEASURES		OUTCOME MEASURES	
No Mandatory Key Performance Indicators are required for this program/project.		Total number of people engaged through outreach		Number of people who access emergency, transitional, crisis, and other temporary housing placements	
		Total number of people provided case management services		Number of people who enter permanent housing placements	
		Total number of people provided clinical services		Number of people who are referred to health care services	
		Total number of people referred to temporary housing		Number of participants that increase their income	
		Total number of people receiving benefits advocacy			



**RECOVERY PLAN CATEGORY:** 2 Negative Economic Impacts  
**CITY ENTERPRISE PRIORITY:** 2.18 Housing Support: Other Housing Assistance  
**CITY ROADMAP PROJECT:** COVID-19 Pandemic Community + Economic Recovery  
**CITY MANAGING DEPARTMENT:** Housing Stabilization  
**EXISTING OR NEW PROJECT:** Existing **COMPLETION STATUS:** Completed less than 50%

**PROJECT TIMELINE:** 7/1/2021 **TO** 6/30/2024

**PROJECT DESCRIPTION:** This project funds interim housing and support services at hotels for at-risk households while transitioning to more stable housing opportunities.

**PROJECT WEBSITE:** <https://www.sanjoseca.gov/your-government/departments/housing/ending-homelessness>

**DOES THIS PROGRAM FOCUS ON QUALIFIED CENSUS TRACTS OR CITYWIDE?** Citywide  
**USE OF EVIDENCE-BASED INTERVENTION?** Evidence-Based Intervention using local Point-in-Time surveys  
**IS A PROGRAM EVALUATION BEING CONDUCTED?** Yes

		ACTUALS		
		FY2021-22		CUMULATIVE
<b>FUNDING AMOUNT:</b>	\$4,000,000.00	<b>OBLIGATIONS</b>	\$10,466.12	\$10,466.12
<b>EVIDENCE-BASED FUNDING ALLOCATION:</b>	\$10,466.12	<b>EXPENDITURES</b>	\$10,466.12	\$10,466.12

**STRUCTURE AND OBJECTIVES OF ASSISTANCE PROGRAM**

Local emergency shelters still have not gone back to full capacity, resulting in an increase in unsheltered homeless. The City will provide temporary hotel stays with on-site supportive services to households while transitioning to more stable housing opportunities.

**APPROACH TO RACIAL EQUITY AND INCLUSION**

This project will serve homeless individuals who, according to local Point in Time (PIT) surveys as well as national statistics, are disproportionately people of color. The local homeless community is disproportionately represented by Native American, Afr

Hotel Sheltering Operation + Services serves the following population(s):

- 4 Impacted Households that experienced increased food or housing insecurity

PROGRAM PERFORMANCE INDICATORS & OUTPUT/OUTCOME MEASURES					
MANDATORY KEY PERFORMANCE INDICATORS		OUTPUT MEASURES		OUTCOME MEASURES	
Households receiving eviction prevention services		Homeless served		Increase the number of homeless sheltered	
Affordable housing units preserved or developed		Demographics of homeless population		Increase the number of homeless able to access services	

**RECOVERY PLAN CATEGORY:** 2 Negative Economic Impacts  
 Assistance to Unemployed or Underemployed Workers (e.g. job training, subsidized employment, employment supports or incentives)  
**CITY ENTERPRISE PRIORITY:** 2.10 Ending Homelessness  
**CITY ROADMAP PROJECT:** Encampment Services, Outreach, Assistance + Resources  
**CITY MANAGING DEPARTMENT:** Housing  
**EXISTING OR NEW PROJECT:** Existing **COMPLETION STATUS:** Not started

**PROJECT TIMELINE:** 12/1/2022 **To** 6/30/2023

**PROJECT DESCRIPTION:**

The San José Bridge Program (SJ Bridge) is an employment program, coupled with housing opportunities, for homeless San José residents. SJ Bridge will employ homeless individuals, assist in job training and long-term career goals and placement, as well as housing search and placement in San José. This previously implemented program employed homeless individuals as part of cleaning crews to combat blight and supported homeless individuals to reclaim a path to self-sufficiency in the form of job training and good wages. This program will fund up to 150 SJ Bridge participants through June 30, 2023. The expanded SJ Bridge program will include employment focused on litter clean-up and beautification projects, support and training for living wage employment, and combine employment with housing support by leveraging the City’s emergency interim housing programs.

**PROJECT WEBSITE:**

<https://www.sanjoseca.gov/your-government/departments/housing/ending-homelessness>

**DOES THIS PROGRAM FOCUS ON QUALIFIED CENSUS TRACTS OR CITYWIDE?** Citywide  
**USE OF EVIDENCE-BASED INTERVENTION?** Evidence-Based Intervention using City Research  
**IS A PROGRAM EVALUATION BEING CONDUCTED?** Yes

		ACTUALS		
		FY2021-22		CUMULATIVE
<b>FUNDING AMOUNT:</b>	\$7,000,000.00	<b>OBLIGATIONS</b>	\$ 0.00	\$ 0.00
<b>EVIDENCE-BASED FUNDING ALLOCATION:</b>	\$ 0.00	<b>EXPENDITURES</b>	\$ 0.00	\$ 0.00

<b>STRUCTURE AND OBJECTIVES OF ASSISTANCE PROGRAM</b>
San José Bridge (SJ Bridge) employs unhoused residents to perform beautification projects throughout the City of San José and provides job training, temporary housing, and career planning allowing a path to a living wage.
<b>APPROACH TO RACIAL EQUITY AND INCLUSION</b>
This project will serve homeless individuals which according to local Point in Time (PIT) surveys as well as national statistics disproportionately impacts people of color.

San José Bridge Program serves the following population(s):

- Impacted Households that experienced increased food or housing insecurity

<b>PROGRAM PERFORMANCE INDICATORS &amp; OUTPUT/OUTCOME MEASURES</b>					
<b>MANDATORY KEY PERFORMANCE INDICATORS</b>		<b>OUTPUT MEASURES</b>		<b>OUTCOME MEASURES</b>	
Workers enrolled in sectoral job training programs	13	Homeless served	13	Provide employment and job training opportunities to the homeless population	13
Workers completing sectoral job training programs		Demographics of homeless population	See below	Increase the number of homeless able to obtain temporary housing	
People participating in summer youth employment programs					

<b>ADDITIONAL INFORMATION</b>
<p>SJ Bridge Clients enrolled March 27, 2022, and remain in the training program at the end of the reporting period. Additionally, the contract with Goodwill was signed and executed Late June 2022 therefore no funds were encumbered by the end of the end of the report period.</p> <p>Race</p> <p>American Indian, Alaska Native, or Indigenous 4</p> <p>Black, African American, or African 2</p> <p>White 7</p> <p>Total 13</p> <p>Ethnicity</p> <p>Hispanic 9</p>

**RECOVERY PLAN CATEGORY:** 2 Negative Economic Impacts

**CITY ENTERPRISE PRIORITY:** 2.16 Long-term Housing Security: Services for Unhoused Persons  
Ending Homelessness

**CITY ROADMAP PROJECT:** Encampment Services, Outreach, Assistance + Resources

**CITY MANAGING DEPARTMENT:** Housing

**EXISTING OR NEW PROJECT:** Existing **COMPLETION STATUS:** Completed less than 50%

---

**PROJECT TIMELINE:** 7/1/2021 **TO** 12/31/2026

---

**PROJECT DESCRIPTION:** This project provides basic needs support along with street-based case management to unsheltered residents.

---

**PROJECT WEBSITE:** <https://www.sanjoseca.gov/your-government/departments/housing/ending-homelessness>

**DOES THIS PROGRAM FOCUS ON QUALIFIED CENSUS TRACTS OR CITYWIDE?** Citywide

**USE OF EVIDENCE-BASED INTERVENTION?** Evidence-Based Intervention using local Point-in-Time surveys

**IS A PROGRAM EVALUATION BEING CONDUCTED?** No

		ACTUALS	
		FY2021-22	CUMULATIVE
<b>FUNDING AMOUNT:</b>	\$ 3,000,000.00	<b>OBLIGATIONS</b>	\$ 518.66
<b>EVIDENCE-BASED FUNDING ALLOCATION:</b>	\$ 0.00	<b>EXPENDITURES</b>	\$ 518.66

<b>STRUCTURE AND OBJECTIVES OF ASSISTANCE PROGRAM</b>
The Services, Assistance, Outreach and Resources (SOAR) program provides street-based services to ten of the City's largest homeless encampments.
<b>APPROACH TO RACIAL EQUITY AND INCLUSION</b>
The homeless population is disproportionately Native Americans, African Americans and Latino/a. The SOAR program will provide services in multiple languages including Spanish and Vietnamese.

Sheltering and Enhanced Encampment Services serves the following population(s):

- Impacted Households that experienced increased food or housing insecurity

PROGRAM PERFORMANCE INDICATORS & OUTPUT/OUTCOME MEASURES					
MANDATORY KEY PERFORMANCE INDICATORS		OUTPUT MEASURES		OUTCOME MEASURES	
Households receiving eviction prevention services		Homeless Served		Increase the number of homeless sheltered	
Affordable housing units preserved or developed		Demographics of homeless population		Increase the number of homeless able to access services	

*Encampment Management + Safe Relocation*

SOUTH HALL DEMOBILIZATION + HOUSING ASSISTANCE CENTER



SOUTH HALL DEMOBILIZATION + HOUSING ASSISTANCE CENTER (990004)

**RECOVERY PLAN CATEGORY:** 2 Negative Economic Impacts  
 2.18 Housing Support: Other Housing Assistance  
**CITY ENTERPRISE PRIORITY:** Ending Homelessness  
**CITY ROADMAP PROJECT:** Encampment Management + Safe Relocation  
**CITY MANAGING DEPARTMENT:** Housing  
**EXISTING OR NEW PROJECT:** Existing **COMPLETION STATUS:** Completed less than 50%

**PROJECT TIMELINE:** 7/1/2021 **TO** 12/31/2026

**PROJECT DESCRIPTION:** This project provides housing assistance, support services and temporary housing to individuals transitioning from temporary shelters or the Services Outreach Assistance and Resources (SOAR) encampment program.

**PROJECT WEBSITE:** <https://www.sanjoseca.gov/your-government/departments/housing/ending-homelessness>

**DOES THIS PROGRAM FOCUS ON QUALIFIED CENSUS TRACTS OR CITYWIDE?** Citywide  
**USE OF EVIDENCE-BASED INTERVENTION?** No  
**IS A PROGRAM EVALUATION BEING CONDUCTED?** No

		ACTUALS		
			FY2021-22	CUMULATIVE
<b>FUNDING AMOUNT:</b>	\$3,550,000.00	<b>OBLIGATIONS</b>	\$2,110,484.56	\$2,110,484.56
<b>EVIDENCE-BASED FUNDING ALLOCATION:</b>	\$ 0.00	<b>EXPENDITURES</b>	\$480,297.10	\$480,297.10

**STRUCTURE AND OBJECTIVES OF ASSISTANCE PROGRAM**

The City has been supporting individuals in temporary shelters and encampments during the COVID-19 pandemic. Even as cities transition to recovery, many emergency shelters are not operating at the full capacity they once were. The Eviction Help Centers (located at City Hall and Franklin Mckinley School District) provide outreach for emergency rental assistance, legal assistance and information on tenants' and landlords' rights to impacted tenants and landlords in the rental community while targeting low and extremely low income households.



**APPROACH TO RACIAL EQUITY AND INCLUSION**

This project will serve homeless individuals who, according to local Point in Time (PIT) surveys as well as national statistics, are disproportionately people of color. The local homeless community is disproportionately represented by Native American, African-American and Latino/a. By working to address homelessness in our community, San José is working to address these racial inequities through housing. The Eviction Help Centers targeted disproportionately represented and vulnerable communities, with the largest of these demographic groups being Latino/a/x and Vietnamese. In addition to English, community members were assisted by staff speaking Spanish (~70%), Vietnamese (~7%), Mandarin, Cantonese and by use of language access services to accommodate other languages. Most of the populations served have limited or little digital-literacy skills and the services provided by the Eviction Help Center addressed these inequities by providing ongoing assistance and digital support with these internet-based rent relief programs.

South Hall Demobilization + Housing Assistance Center serves the following population(s):

- Impacted Households that experienced increased food or housing insecurity

**PROGRAM PERFORMANCE INDICATORS & OUTPUT/OUTCOME MEASURES**

MANDATORY KEY PERFORMANCE INDICATORS		OUTPUT MEASURES		OUTCOME MEASURES	
Households receiving eviction prevention services	1,720	Homeless Served	1,307	Increase the number of homeless sheltered	1,307
Affordable housing units preserved or developed		Demographics of homeless population	See Narrative	Increase the number of homeless able to transition to temporary housing	305
				Increase the number of homeless able to access rental assistance and case management	1,307

**ADDITIONAL INFORMATION**

Timeline: Housing Department projects have been started and funds will be expended by Dec. 2026. Eviction Help Centers: The City of San José, Eviction Help Centers (City Hall and Franklin McKinley School District) served 1,720 unduplicated households from August 01, 2021-May 31, 2022. The help centers assisted landlords and tenants financially impacted by the COVID-19 pandemic. The services are measured by the number of unduplicated tenants and landlords that received eviction prevention services including information and application support for the CA COVID-19 Rent Relief Program, connections to legal and other financial services and providing information on tenants' and landlords' rights and obligations. In addition to the 1,720 unduplicated households, the Eviction Help Center assisted thousands more of impacted residents through social media and in person outreach efforts, phone calls and email. South Hall Demobilization: The City of San José served 1,307 individuals that were experiencing homelessness at the South Hall during the height of the COVID-19 pandemic. The nightly bed capacity at South Hall was 285 and the facility was in operation from April 2, 2020-July 15, 2021. The term of use included a short transition period for the City of San José to prepare the facility to operate as a shelter and to demobilize shelter operations at the site and conduct post-shelter maintenance to transition the facility back to Team San Jose. Demographic information for South Hall: Race # of Clients; American Indian, Alaska Native, or Indigenous 107; Asian or Asian American 69; Black, African American, or African 233; Native Hawaiian or Pacific Islander 28; White 626; Multiple races 77; Client Don't know / Refused 93; No Answer 74; Total: 1,307. Safe Parking @ Vista Montana: The charges associated with the Vista Montana site are for security expenses associated with this ad hoc Safe Parking site to assist displaced San Jose residents who were able to reside in their vehicles.

*Vision Zero Traffic Safety*

LICENSE PLATE READERS

**RECOVERY PLAN CATEGORY:** 2 Negative Economic Impacts  
 2.22 Strong Healthy Communities: Neighborhood Features that Promote Health and Safety  
**CITY ENTERPRISE PRIORITY:** Safer San José  
**CITY ROADMAP PROJECT:** Vision Zero Traffic Safety  
**CITY MANAGING DEPARTMENT:** Police  
**EXISTING OR NEW PROJECT:** Existing **COMPLETION STATUS:** Not started

**PROJECT TIMELINE:** 7/1/2022 **TO** 6/30/2024

**PROJECT DESCRIPTION:**

Automated speed enforcement (ASE) is used in fourteen states, but State of California law does not allow it. While the City of San José continues to advocate in Sacramento for ASE, the City will engage with the State of California Department of Motor Vehicles (DMV) to identify a means to use speed cameras in conjunction with license plate reading cameras (LPRs) with velocity-assessment capability to compile and forward lists of speeding cars to the DMV. The DMV then can send the registered owners notification the vehicle driver violated the speed limit. City LPRs would be deployed in a manner consistent with the City privacy policy, avoiding, for example, any sharing of data with federal immigration enforcement. Using behavioral insights, the City can determine how a timely post-driven text or email might apprise lead-footed drivers their unsafe driving is being monitored. For example, messages might tell registered owners that “we’ll be issuing tickets along that corridor for the next several weeks,” or “your neighbors have complained about high speed-driving in the area, and have asked that we reach out to you.” This project is contemplated to promote safety in City neighborhoods and further support the City of San José Vision Zero goal of promoting safety on our roadways.

**PROJECT WEBSITE:**

<https://www.sanjoseca.gov/your-government/departments/transportation/safety/vision-zero>

**DOES THIS PROGRAM FOCUS ON QUALIFIED CENSUS TRACTS OR CITYWIDE?** Citywide  
**USE OF EVIDENCE-BASED INTERVENTION?** Yes  
**IS A PROGRAM EVALUATION BEING CONDUCTED?** Yes

			ACTUALS	
			FY2021-22	CUMULATIVE
<b>FUNDING AMOUNT:</b>	\$250,000.00	<b>OBLIGATIONS</b>	\$ 0.00	\$ 0.00
<b>EVIDENCE-BASED FUNDING ALLOCATION:</b>	\$ 0.00	<b>EXPENDITURES</b>	\$ 0.00	\$ 0.00

<b>STRUCTURE AND OBJECTIVES OF ASSISTANCE PROGRAM</b>
This project will fund the cost of standard speed license plate readers cameras, and pilot a partnership with the State of California Department of Motor Vehicles (DMV) to cover the cost of the City use of the DMV registration database.
<b>APPROACH TO RACIAL EQUITY AND INCLUSION</b>
This project is contemplated to promote safety in City neighborhoods and further support the City of San José Vision Zero goal of promoting safety on our roadways.

License Plate Readers serves the following population(s):

- Impacted General Public

PROGRAM PERFORMANCE INDICATORS & OUTPUT/OUTCOME MEASURES					
MANDATORY KEY PERFORMANCE INDICATORS		OUTPUT MEASURES		OUTCOME MEASURES	
No Mandatory Key Performance Indicators are required for this program/project.		Number of License Plate Readers Leased		# of Notifications in Targeted Corridors	

*City Services Continuity of Operations*

SAFE WORKPLACE

**RECOVERY PLAN CATEGORY:** 1 Public Health  
 1.2 COVID-19 Testing  
**CITY ENTERPRISE PRIORITY:** Powered by People  
**CITY ROADMAP PROJECT:** Employee Wellbeing, Growth + Retention  
**CITY MANAGING DEPARTMENT:** Employee Relations  
**EXISTING OR NEW PROJECT:** Existing **COMPLETION STATUS:** Completed less than 50%  
**PROJECT TIMELINE:** 7/1/2021 **TO** 9/30/2022

**PROJECT DESCRIPTION:** This project funds the purchase of COVID-19 testing kits distributed to City of San José employees for City-mandated testing, to help manage the spread of COVID-19. Negative COVID-19 test results are required from City employees, who have been placed on pandemic-related isolation or quarantine, prior to returning to their City workplace to mitigate the spread of COVID-19. COVID-19 testing kits also are used by employees when a COVID-19 outbreak, as defined by the Centers for Disease Control and Prevention, is identified in any City workplace, to ascertain whether additional incidences of COVID-19 are present.

**PROJECT WEBSITE:**

**DOES THIS PROGRAM FOCUS ON QUALIFIED CENSUS TRACTS OR CITYWIDE?** Citywide  
**USE OF EVIDENCE-BASED INTERVENTION?** No  
**IS A PROGRAM EVALUATION BEING CONDUCTED?** No

		ACTUALS		
			FY2021-22	CUMULATIVE
<b>FUNDING AMOUNT:</b>	\$228,000.00	<b>OBLIGATIONS</b>	\$13,257.56	\$13,257.56
<b>EVIDENCE-BASED FUNDING ALLOCATION:</b>	\$ 0.00	<b>EXPENDITURES</b>	\$13,257.56	\$13,257.56

STRUCTURE AND OBJECTIVES OF ASSISTANCE PROGRAM
Test kits purchased were provided to employees to end required isolation or quarantine, and in limited cases, used for those with approved medical/religious exemptions who were unable to get a test within the required seven days. Tests kits also were distributed to City workgroups who were experiencing an outbreak and subsequently were required to test for two weeks.
APPROACH TO RACIAL EQUITY AND INCLUSION
The test kits were provided to Safety Liaisons in the departments and distributed based on employee needs.

Safe Workplace serves the following population(s):

- Impacted General Public

PROGRAM PERFORMANCE INDICATORS & OUTPUT/OUTCOME MEASURES					
MANDATORY KEY PERFORMANCE INDICATORS		OUTPUT MEASURES		OUTCOME MEASURES	
No Mandatory Key Performance Indicators are required for this program/project.		Identify Incident rates (Frequency and Severity)		Reduction in both frequency and severity	
		# of Tests ordered		% of tests distributed	
		# of Tests Distributed			

**CLEAN, VIBRANT + INCLUSIVE NEIGHBORHOODS + PUBLIC LIFE**



*Children + Youth Services Master Plan*

CHILD AND YOUTH SERVICES MASTER PLAN (CRADLE TO CAREER)

CHILD AND YOUTH SUCCESS

CHILD CARE TENANT IMPROVEMENTS

CONTINUED CHILD CARE SERVICES

SAN JOSÉ ASPIRES ADMINISTRATIVE SUPPORT

SAN JOSÉ LEARNS



CHILD AND YOUTH SERVICES MASTER PLAN (CRADLE TO CAREER) (990067)

**RECOVERY PLAN CATEGORY:** 2 Negative Economic Impacts  
**CITY ENTERPRISE PRIORITY:** 2.11 Healthy Childhood Environments: Child Care  
**CITY ROADMAP PROJECT:** Clean, Vibrant + Inclusive Neighborhoods + Public Life  
**CITY MANAGING DEPARTMENT:** Children + Youth Services Master Plan  
 City Manager  
**EXISTING OR NEW PROJECT:** Existing **COMPLETION STATUS:** Not started  
**PROJECT TIMELINE:** 7/1/2022 To 6/30/2025

**PROJECT DESCRIPTION:**

This project funds the development of the City of San José Children and Youth Services Master Plan (Cradle to Career) for grass-roots, community-based organizations and other providers to deliver a coordinated, cross-system of resources and support services to the community and families, as well as address the emerging mental and physical health needs of children and youth. The Children and Youth Services Master Plan will be developed utilizing a racial equity lens in partnership with City departments, as well as with community stakeholders, families, children, and youth. This collaborative approach will ensure the Master Plan is reflective and responsive to the emerging needs of families and their children, particularly those most impacted by COVID-19 and socio-economic, educational, and health disparities that lead to poor outcomes. The Master Plan will guide the City’s investments, policy priorities, programmatic alignment, and continuum of support for children and youth from cradle to career. This approach will ensure a citywide strategic, coordinated, and responsive approach to serving children and youth, particularly those most vulnerable. The City will present a completed Master Plan with policy, programming, and funding recommendations for the remaining funds.

**PROJECT WEBSITE:**

**DOES THIS PROGRAM FOCUS ON QUALIFIED CENSUS TRACTS OR CITYWIDE?** Citywide  
**USE OF EVIDENCE-BASED INTERVENTION?** No  
**IS A PROGRAM EVALUATION BEING CONDUCTED?** Yes

		ACTUALS	
		FY2021-22	CUMULATIVE
<b>FUNDING AMOUNT:</b>	\$2,764,000.00	<b>OBLIGATIONS</b>	\$ 0.00
<b>EVIDENCE-BASED FUNDING ALLOCATION:</b>	\$ 0.00	<b>EXPENDITURES</b>	\$ 0.00

**STRUCTURE AND OBJECTIVES OF ASSISTANCE PROGRAM**

This project funds the development of the City of San José Children and Youth Services Master Plan (Cradle to Career) to deliver a coordinated, cross-system of resources to address the emerging mental and physical health needs of children and youth.

**APPROACH TO RACIAL EQUITY AND INCLUSION**

The Master Plan is contemplated to be reflective and responsive to the emerging needs of families and their children, particularly those most impacted by COVID-19 and socio-economic, educational, and health disparities that lead to poor outcomes.

Child and Youth Services Master Plan (Cradle To Career) serves the following population(s):

- Impacted Low or moderate income Households or populations
- Disproportionately Impacted Low income Households and populations
- Disproportionately Impacted Other Households or populations that experienced a disproportionate impact

**PROGRAM PERFORMANCE INDICATORS & OUTPUT/OUTCOME MEASURES**

MANDATORY KEY PERFORMANCE INDICATORS		OUTPUT MEASURES		OUTCOME MEASURES	
Children served by childcare and early learning services (pre-school/pre-K/ages 3-5)		Develop and Present Master Plan (Cradle to Career)		Master Plan accepted	
Families served by home visiting	NA				

<b>RECOVERY PLAN CATEGORY:</b>	2	Negative Economic Impacts
<b>CITY ENTERPRISE PRIORITY:</b>	2.11	Healthy Childhood Environments: Child Care
<b>CITY ROADMAP PROJECT:</b>		Clean, Vibrant + Inclusive Neighborhoods + Public Life
<b>CITY MANAGING DEPARTMENT:</b>		Children + Youth Services Master Plan
<b>EXISTING OR NEW PROJECT:</b>	Existing	<b>COMPLETION STATUS:</b> Completed less than 50%
<b>PROJECT TIMELINE:</b>	7/1/2021	<b>TO</b> 6/30/2025

**PROJECT DESCRIPTION:**

Since 2015, the City has launched several new programs to help lift the aspirations and opportunities of children and youth from low-income families, including San José Learns, Coding 5K, San José Works, and San José Aspires, in addition to the City’s preexisting youth programs in our Parks, Recreation & Neighborhood Services and Library Departments. Greater alignment of our programs could better provide a continuum of support for our youth in high-need neighborhoods and could ensure greater uniformity of standards and performance metrics across programs. Dedicated staff with an overview of all of the programs could also more strategically seek grants and other external funding sources and ensure better internal alignment. This project funds one (1) Full-Time Equivalent, limit-dated position for two years, and a one-time allocation of consulting services of \$75,000 to support and oversee this effort. This allocation of resources is “seed” funding for the potential development of an office focused on youth development and programs. With this funding, the project is contemplated to deliver:

- Creation of a comprehensive "Cradle to Career" Youth Development Master Plan
- Identification of appropriate performance metrics and best practices
- Identification of opportunities for potential consolidation of existing multi-departmental services
- Facilitation of partnerships with community partners and external funders; and
- Alignment with City of San José Education Policy (#0-30) and our equity goals.

Consulting services will help inform and expedite an integrated program approach, conduct research in relevant best practices and current improvements in peer cities, and make recommendations for data management to track outcomes across the system.

**PROJECT WEBSITE:**

**DOES THIS PROGRAM FOCUS ON QUALIFIED CENSUS TRACTS OR CITYWIDE?** Citywide

**USE OF EVIDENCE-BASED INTERVENTION?** Yes  
**IS A PROGRAM EVALUATION BEING CONDUCTED?** No

		ACTUALS		
			FY2021-22	CUMULATIVE
<b>FUNDING AMOUNT:</b>	\$855,000.00	<b>OBLIGATIONS</b>	\$130,514.41	\$130,514.41
<b>EVIDENCE-BASED FUNDING ALLOCATION:</b>	\$ 0.00	<b>EXPENDITURES</b>	\$130,514.41	\$130,514.41

STRUCTURE AND OBJECTIVES OF ASSISTANCE PROGRAM
This project funds staff and consulting services to develop a comprehensive "Cradle to Career" Children and Youth Master Plan and identify potential consolidation of existing multi-departmental services.
APPROACH TO RACIAL EQUITY AND INCLUSION
The City of San José is one of the most diverse communities in the United States and strives to create a welcoming and safe place for all persons to call home. The high-need neighborhoods being targeted with this program have disproportionately been impacted by COVID-19 and experienced higher rates of learning loss, according to schools-provided data.

Child and Youth Success serves the following population(s):

- Disproportionately Impacted Low income Households and populations

PROGRAM PERFORMANCE INDICATORS & OUTPUT/OUTCOME MEASURES					
MANDATORY KEY PERFORMANCE INDICATORS		OUTPUT MEASURES		OUTCOME MEASURES	
Children served by childcare and early learning services (pre-school/pre-K/ages 3-5)		Report to City Council with recommendations on potential consolidation of current relevant City programs		Actionable recommendations on potential consolidation of current relevant City programs	
Families served by home visiting					

<b>RECOVERY PLAN CATEGORY:</b>	2	Negative Economic Impacts
<b>CITY ENTERPRISE PRIORITY:</b>	2.11	Healthy Childhood Environments: Child Care
<b>CITY ROADMAP PROJECT:</b>		Clean, Vibrant + Inclusive Neighborhoods + Public Life
<b>CITY MANAGING DEPARTMENT:</b>		Children + Youth Services Master Plan
<b>EXISTING OR NEW PROJECT:</b>	Existing	<b>COMPLETION STATUS:</b> Completed less than 50%
<b>PROJECT TIMELINE:</b>	7/1/2021	<b>To</b> 6/30/2025

**PROJECT DESCRIPTION:**

Since 2015, the City has launched several new programs to help lift the aspirations and opportunities of children and youth from low-income families, including San José Learns, Coding 5K, San José Works, and San José Aspires, in addition to the City’s preexisting youth programs in our Parks, Recreation & Neighborhood Services and Library Departments. Greater alignment of our programs could better provide a continuum of support for our youth in high-need neighborhoods and could ensure greater uniformity of standards and performance metrics across programs. Dedicated staff with an overview of all of the programs could also more strategically seek grants and other external funding sources and ensure better internal alignment. This project funds one (1) Full-Time Equivalent, limit-dated position for two years, and a one-time allocation of consulting services of \$75,000 to support and oversee this effort. This allocation of resources is “seed” funding for the potential development of an office focused on youth development and programs. With this funding, the project is contemplated to deliver:

- Creation of a comprehensive "Cradle to Career" Youth Development Master Plan
- Identification of appropriate performance metrics and best practices
- Identification of opportunities for potential consolidation of existing multi-departmental services
- Facilitation of partnerships with community partners and external funders; and
- Alignment with City of San José Education Policy (#0-30) and our equity goals.

Consulting services will help inform and expedite an integrated program approach, conduct research in relevant best practices and current improvements in peer cities, and make recommendations for data management to track outcomes across the system.

**PROJECT WEBSITE:**

**DOES THIS PROGRAM FOCUS ON QUALIFIED CENSUS TRACTS OR CITYWIDE?** Citywide  
**USE OF EVIDENCE-BASED INTERVENTION?** Yes  
**IS A PROGRAM EVALUATION BEING CONDUCTED?** No

			ACTUALS	
			FY2021-22	CUMULATIVE
<b>FUNDING AMOUNT:</b>	\$855,000.00	<b>OBLIGATIONS</b>	\$130,514.41	\$130,514.41
<b>EVIDENCE-BASED FUNDING ALLOCATION:</b>	\$ 0.00	<b>EXPENDITURES</b>	\$130,514.41	\$130,514.41

STRUCTURE AND OBJECTIVES OF ASSISTANCE PROGRAM
This project funds staff and consulting services to develop a comprehensive "Cradle to Career" Children and Youth Master Plan and identify potential consolidation of existing multi-departmental services.
APPROACH TO RACIAL EQUITY AND INCLUSION
The City of San José is one of the most diverse communities in the United States and strives to create a welcoming and safe place for all persons to call home. The high-need neighborhoods being targeted with this program have disproportionately been impacted by COVID-19 and experienced higher rates of learning loss, according to schools-provided data.

Child and Youth Success serves the following population(s):

- Disproportionately Impacted Low income Households and populations

PROGRAM PERFORMANCE INDICATORS & OUTPUT/OUTCOME MEASURES					
MANDATORY KEY PERFORMANCE INDICATORS		OUTPUT MEASURES		OUTCOME MEASURES	
Children served by childcare and early learning services (pre-school/pre-K/ages 3-5)		Report to City Council with recommendations on potential consolidation of current relevant City programs		Actionable recommendations on potential consolidation of current relevant City programs	
Families served by home visiting					

**RECOVERY PLAN CATEGORY:** 2 Negative Economic Impacts  
 2.11 Healthy Childhood Environments: Child Care  
**CITY ENTERPRISE PRIORITY:** Clean, Vibrant + Inclusive Neighborhoods + Public Life  
**CITY ROADMAP PROJECT:** Children + Youth Services Master Plan  
**CITY MANAGING DEPARTMENT:** Parks, Recreation & Neighborhood Svcs  
**EXISTING OR NEW PROJECT:** Existing **COMPLETION STATUS:** Completed less than 50%

**PROJECT TIMELINE:** 8/11/2021 **TO** 6/30/2024

**PROJECT DESCRIPTION:** This project continues to prioritize childcare by administering high quality and affordable childcare through a variety of programs and services throughout the City of San José.

**PROJECT WEBSITE:**

**DOES THIS PROGRAM FOCUS ON QUALIFIED CENSUS TRACTS OR CITYWIDE?** Citywide  
**USE OF EVIDENCE-BASED INTERVENTION?** Evidence-Based Intervention using prior City programs  
**IS A PROGRAM EVALUATION BEING CONDUCTED?** Yes

		ACTUALS		
		FY2021-22		CUMULATIVE
<b>FUNDING AMOUNT:</b>	\$5,372,000.00	<b>OBLIGATIONS</b>	\$257,177.91	\$257,177.91
<b>EVIDENCE-BASED FUNDING ALLOCATION:</b>	\$ 0.00	<b>EXPENDITURES</b>	\$257,177.91	\$257,177.91

**STRUCTURE AND OBJECTIVES OF ASSISTANCE PROGRAM**

The City Emergency Operations Center childcare branch was established in March 2020, with the realization the City of San José would serve a pivotal role in childcare programs and options for vulnerable families throughout the COVID-19 pandemic.

**APPROACH TO RACIAL EQUITY AND INCLUSION**

These programs were developed and expanded to address the increased childcare need exacerbated by COVID-19. Communities most negatively impacted have the most socio-economic challenges and highest need for high quality and affordable childcare.



Continued Child Care Services serves the following population(s):

- Imp Low or moderate income HHs or populations

PROGRAM PERFORMANCE INDICATORS & OUTPUT/OUTCOME MEASURES					
MANDATORY KEY PERFORMANCE INDICATORS		OUTPUT MEASURES		OUTCOME MEASURES	
Children served by childcare and early learning services (pre-school/pre-K/ages 3-5)	274	Total number of locations PRNS utilizes to offer childcare programs	43	Total number of youths enrolled in PRNS programs related to childcare (San José Recreation Preschool, Recreation of City Kids, Afterschool Education and Safety, and Youth Centers)	1,543
Families served by home visiting	NA				

**RECOVERY PLAN CATEGORY:** 2 Negative Economic Impacts  
 2.25 Addressing Educational Disparities: Academic Social and Emotional Services  
**CITY ENTERPRISE PRIORITY:** Clean, Vibrant + Inclusive Neighborhoods + Public Life  
**CITY ROADMAP PROJECT:** Children + Youth Services Master Plan  
**CITY MANAGING DEPARTMENT:** Library  
**EXISTING OR NEW PROJECT:** Existing **COMPLETION STATUS:** Completed 50% or more  
**PROJECT TIMELINE:** 7/1/2021 **TO** 6/30/2025

**PROJECT DESCRIPTION:**

This project funds administrative support for the San José Aspires program. San José Aspires provides college and career readiness guidance to high school students in Title I schools. Through San José Aspires, high school students claim awards based on in-school and out-of-school work they do that provides them with post-secondary financial support to help them achieve their college and/or career goals. Students in San José Aspires can claim up to \$5,000 in financial support for their post-secondary educational needs (community college, college or university, or technical or trade school) by claiming a variety of awards. The awards are separated into two categories: core and supplemental. Core awards help students prioritize their academics and college application requirements; supplemental awards allow students to highlight their extra-curricular or out-of-school time efforts. Students claim these awards by providing evidence to San José Aspires. When the student graduates from high school and enrolls in a post-secondary institution, the funds are distributed to the student to help cover tuition, fees, technology, materials, and other post-secondary-related costs.

**PROJECT WEBSITE:**

<http://www.sjpl.org/sj-aspires>

**DOES THIS PROGRAM FOCUS ON QUALIFIED CENSUS TRACTS OR CITYWIDE?** Citywide  
**USE OF EVIDENCE-BASED INTERVENTION?** Yes  
**IS A PROGRAM EVALUATION BEING CONDUCTED?** Yes

		ACTUALS		
				CUMULATIVE
FUNDING AMOUNT:	\$788,000.00	OBLIGATIONS	\$502,640.66	\$502,640.66
EVIDENCE-BASED FUNDING ALLOCATION:	\$ 0.00	EXPENDITURES	\$502,640.66	\$502,640.66

**STRUCTURE AND OBJECTIVES OF ASSISTANCE PROGRAM**

This project funds administrative support for the San José Aspires program, which provides college and career readiness guidance, as well as other educational and career opportunities, to under-resourced students.

**APPROACH TO RACIAL EQUITY AND INCLUSION**

San José Aspires is focused on providing opportunity to under-resourced students. The program is at San José High School and William C. Overfelt High School in San José. Both schools are Title I schools and minority-majority schools.

San José Aspires Administrative Support serves the following population(s):

- Impacted Other Households or populations that experienced a negative economic impact

PROGRAM PERFORMANCE INDICATORS & OUTPUT/OUTCOME MEASURES					
MANDATORY KEY PERFORMANCE INDICATORS		OUTPUT MEASURES		OUTCOME MEASURES	
Students participating in evidence-based tutoring programs		Private funding raised to support students in San José Aspires	7,563,000	Increase in percentage of graduates attending a post-secondary educational institution	N/A4
		Increase in non-financial opportunities such as job shadows or mentoring for students in San José Aspires	112	Five year graduate rate of San José Aspires students at college and universities	N/A4
		Data sharing agreements with schools and districts to expedite the claiming of awards for students in San José Aspires	23	Percentage of San José Aspires students who graduate from community college with a career certificate	N/A4
		Development and growth of San José Aspires Student Community Portal to further engage students in San José Aspires	Community Portal is complete and an app is being rolled out to students	Percentage of San José students who graduate from community college with an Associate's or Associate's for Transfer Degree	N/A4
		Literacy Program Specialist to manage day-to-day program operations and oversee long-term growth and strategic planning	2,021	Percentage of San José students who transfer from a community college to a four-year college or university	N/A4
		Administrative staff to support the students in and resolve technical issues related to San José Aspires	2,021	Percentage of San José Aspires who receive a technical trade certification or license	N/A4

1. Total philanthropic support raised in support of SJ Aspires by the San José Public Library Foundation since program inception.; 2.Total career and mentoring events hosted through July 2022. Events were attended by 150 students. Students may have attended multiple events.; 3. Contracts are with San José Unified School District and East Side Union High School District. ; 4. Outcome measures are based off of student success in a post-secondary institution, either community college, a four-year college or university, or a technical or trade school. The first full graduating class of SJ Aspires students will graduate at the conclusion of the 2023-2024 school year, so currently outcome measures are N/A.

**RECOVERY PLAN CATEGORY:** 2 Negative Economic Impacts

2.24 Addressing Educational Disparities: Aid to High-Poverty Districts

**CITY ENTERPRISE PRIORITY:** Clean, Vibrant + Inclusive Neighborhoods + Public Life

**CITY ROADMAP PROJECT:** Children + Youth Services Master Plan

**CITY MANAGING DEPARTMENT:** Library

**EXISTING OR NEW PROJECT:** Existing **COMPLETION STATUS:** Completed 50% or more

**PROJECT TIMELINE:** 7/1/2021 **TO** 6/30/2023

**PROJECT DESCRIPTION:**

The San José Learns initiative (Sj Learns) aims to bolster academic achievement by funding promising and innovative out-of-school programs for San José students in transitional kindergarten through third grade. Sj Learns was created in response to low academic performance among students in low-income communities in San José, where approximately half of third-graders are not proficient in English Language Arts (ELA), Reading, and Mathematics, and nearly 5,000 at-risk K-3 students lack access to free, quality, school-based after school programs. High-quality extended learning programs provide crucial academic support for students who are struggling in the classroom and are especially important for students from families who cannot afford fee-based alternatives.

**PROJECT WEBSITE:**

<https://www.sjplf.org/sjlearns/>

**DOES THIS PROGRAM FOCUS ON QUALIFIED CENSUS TRACTS OR CITYWIDE?** Citywide  
**USE OF EVIDENCE-BASED INTERVENTION?** Evidence-Based Intervention using City Research  
**IS A PROGRAM EVALUATION BEING CONDUCTED?** Yes

		ACTUALS	
		FY2021-22	CUMULATIVE
<b>FUNDING AMOUNT:</b>	\$1,000,000.00	<b>OBLIGATIONS</b>	\$500,000.00
<b>EVIDENCE-BASED FUNDING ALLOCATION:</b>	\$ 0.00	<b>EXPENDITURES</b>	\$500,000.00

<b>STRUCTURE AND OBJECTIVES OF ASSISTANCE PROGRAM</b>
This project funds eligible promising and innovative out-of-school learning programs for San José students in an effort to mitigate adverse impacts of the COVID-19 pandemic on high-risk youth.
<b>APPROACH TO RACIAL EQUITY AND INCLUSION</b>
The program aims to serve students who are most at risk of falling behind academically, which is inclusive of all students, but also includes students who are from low-income households, speak a language other than English at home, and are non-white.

San José Learns serves the following population(s):

- Disproportionately Impacted Low income Households and populations

<b>PROGRAM PERFORMANCE INDICATORS &amp; OUTPUT/OUTCOME MEASURES</b>					
<b>MANDATORY KEY PERFORMANCE INDICATORS</b>		<b>OUTPUT MEASURES</b>		<b>OUTCOME MEASURES</b>	
Students participating in evidence-based tutoring programs		Provide funds for direct programming		Student: agency, school engagement, academic achievement, and social and emotional learning skills	
		Community of Practice Meetings	5	Families: partnerships with schools/programs; academic involvement, and family efficacy	
		Evaluation Reports (Interim and Final Reports)		Programs: alignment with quality standards; partnerships with schools, families, and others; proliferation of promising practices	
				Community: community-wide support for high-quality OST; educated City and workforce	

*Education, Digital Equity + Digital Literacy*

CHILD AND YOUTH SERVICES – LIBRARY (TUTORING, LITERACY + ENRICHMENT)

COMMUNITY WIFI

DIGITAL ACCESS

DIGITAL EQUITY COMMUNICATIONS, OUTREACH + EDUCATION

<b>RECOVERY PLAN CATEGORY:</b>	2	Negative Economic Impacts
		Addressing Educational Disparities: Academic Social and Emotional Services
	2.25	Clean, Vibrant + Inclusive Neighborhoods + Public Life
<b>CITY ENTERPRISE PRIORITY:</b>		Education, Digital Equity + Digital Literacy
<b>CITY ROADMAP PROJECT:</b>		Library
<b>CITY MANAGING DEPARTMENT:</b>		Existing
<b>EXISTING OR NEW PROJECT:</b>		<b>COMPLETION STATUS:</b> Not started
<b>PROJECT TIMELINE:</b>		7/1/2022 <b>TO</b> 6/30/2024
<b>PROJECT DESCRIPTION:</b>		<p>The disruption of school learning, resulting from the COVID-19 pandemic, has had lasting impacts on San José students and their families. While all children faced challenges related to academic growth during this time, many students were disproportionately impacted by the pandemic, particularly children in neighborhoods that are traditionally lower-resourced, English learners, homeless or foster youth, and youth of racial or ethnic communities experiencing generational socio-economic, health, and criminal justice disparities. Quite too often, students with limited resources lack the support to progress academically, which results in frustration and detachment from school. To offset the impact of pandemic-related learning loss and uplift children to higher levels of academic success and achievement and school engagement, this program implements a two-year expansion of the SJ Learns program, providing high-needs K-12 students in San José with an opportunity to access high-quality tutoring services and accelerate growth towards academic goals. The program would fund grants to qualified agencies and organizations that demonstrate the capacity to engage with schools, families, partners, and students to provide 1:1 or small group tutoring and academic recovery support. This will include access to high-quality virtual tutoring opportunities for students enrolled in afterschool programs at various City libraries, parks, recreational and neighborhood sites.</p>
<b>PROJECT WEBSITE:</b>		<a href="https://www.sjplf.org/sjlearns/">https://www.sjplf.org/sjlearns/</a>
<b>DOES THIS PROGRAM FOCUS ON QUALIFIED CENSUS TRACTS OR CITYWIDE?</b>		Citywide
<b>USE OF EVIDENCE-BASED INTERVENTION?</b>		Yes
<b>IS A PROGRAM EVALUATION BEING CONDUCTED?</b>		Yes

		ACTUALS	
		FY2021-22	CUMULATIVE
<b>FUNDING AMOUNT:</b>	\$2,409,000.00	<b>OBLIGATIONS</b>	\$ 0.00
<b>EVIDENCE-BASED FUNDING ALLOCATION:</b>	\$ 0.00	<b>EXPENDITURES</b>	\$ 0.00

**STRUCTURE AND OBJECTIVES OF ASSISTANCE PROGRAM**

This funding establishes the Child and Youth Services – Library (Tutoring, Literacy, Enrichment) program primarily for the opportunity for high-needs students to access high-quality tutoring services to accelerate growth toward academic goals.

**APPROACH TO RACIAL EQUITY AND INCLUSION**

The City will collaborate with Innovate Public Schools, a nonprofit working to make sure all students — especially low-income students and students of color — receive a world-class public education to prepare them for success, to develop the program.

Child And Youth Services – Library (Tutoring, Literacy + Enrichment) serves the following population(s):

- Imp For services to address lost instructional time in K-12 schools
- Dis Imp Low income HHs and populations

**PROGRAM PERFORMANCE INDICATORS & OUTPUT/OUTCOME MEASURES**

MANDATORY KEY PERFORMANCE INDICATORS		OUTPUT MEASURES		OUTCOME MEASURES	
Students participating in evidence-based tutoring programs		Number of Agencies/Organizations Awarded Grants		Number of low-income, vulnerable students who have increased academic performance at grade level in English Language Arts by the end of third grade	
		Number of Programs Offered		Number of low-income, vulnerable students who have increased academic performance at grade level in Math by the end of third grade	



**RECOVERY PLAN CATEGORY:** 2 Negative Economic Impacts  
 2.25 Addressing Educational Disparities: Academic Social and Emotional Services  
**CITY ENTERPRISE PRIORITY:** Clean, Vibrant + Inclusive Neighborhoods + Public Life  
**CITY ROADMAP PROJECT:** Education, Digital Equity + Digital Literacy  
**CITY MANAGING DEPARTMENT:** Library  
**EXISTING OR NEW PROJECT:** Existing **COMPLETION STATUS:** Completed less than 50%  
**PROJECT TIMELINE:** 7/1/2021 **TO** 6/30/2023

**PROJECT DESCRIPTION:** The City of San José has partnered with the East Side Union High School District (ESUHSD) to cost-share the building of community wi-fi networks in ESUHSD attendance areas. The infrastructure holds two networks: one available to students with ESUHSD credentials, and a second, freely available network to all residents in the surrounding area. This project will build three (3) wi-fi network areas by the close of FY 2021-2022. This project allocates funding for additional digital resources (eResources) available through the San José Public Library for use by the general public. These skill-building tools and information resources will be available to all Library members.

**PROJECT WEBSITE:** <http://www.sjpl.org/sjaccess>

**DOES THIS PROGRAM FOCUS ON QUALIFIED CENSUS TRACTS OR CITYWIDE?** Citywide  
**USE OF EVIDENCE-BASED INTERVENTION?** Evidence-Based Intervention using City Research  
**IS A PROGRAM EVALUATION BEING CONDUCTED?** Yes

		ACTUALS	
		FY2021-22	CUMULATIVE
<b>FUNDING AMOUNT:</b>	\$3,250,000.00	<b>OBLIGATIONS</b>	\$85,855.85
<b>EVIDENCE-BASED FUNDING ALLOCATION:</b>	\$ 0.00	<b>EXPENDITURES</b>	\$85,855.85

**STRUCTURE AND OBJECTIVES OF ASSISTANCE PROGRAM**

This project partners with the East Side Union High School District builds free and accessible outdoor wireless networks available for the community to use in areas of low digital equity.

**APPROACH TO RACIAL EQUITY AND INCLUSION**

The Library has created a Digital Equity Priority Index that calculates need by census tract based on certain census data. This index drives place-based decision-making on allotting new resources, siting new investments, and conducting relevant and culturally competent outreach campaigns.

Community Wifi serves the following population(s):

- Disproportionately Impacted Low income Households and populations

PROGRAM PERFORMANCE INDICATORS & OUTPUT/OUTCOME MEASURES					
MANDATORY KEY PERFORMANCE INDICATORS		OUTPUT MEASURES		OUTCOME MEASURES	
Students participating in evidence-based tutoring programs		Projects completed within timeline and budget		Student educational outcome measures retained by ESUHSD	

NCES SCHOOL ID OR NCES DISTRICT ID
060163613926, 060222112989, 060167112639, 060214413757, 0602310, 0602311, 0602312, 0602313, 0602314, 0602315, 060159111792, 060241013640, 060165612827, 060159708632, 060225113738, 0602316, 060190610666, 060239211449, 0602317, 0602318, 0602319, 060161911444, 060225913763, 060218414282, 060224013778, 060204712236, 0602320, 0602321, 0602322, 0602323, 0602324, 0602325, 060216314412, 060184813073, 060163713048, 060162112668, 060237913747, 060219112478, 060178211864, 060244412645, 060172913979, 060153612225, 060208713582, 060169710664, 0602326, 0602327, 0602328, 060216913485, 060222212625, 060216612865, 0602329, 060223312016, 060199312031, 060177113875, 060206413925

**RECOVERY PLAN CATEGORY:** 2 Negative Economic Impacts  
 2.4 Household Assistance: Internet Access Programs  
**CITY ENTERPRISE PRIORITY:** Clean, Vibrant + Inclusive Neighborhoods + Public Life  
**CITY ROADMAP PROJECT:** Education, Digital Equity + Digital Literacy  
**CITY MANAGING DEPARTMENT:** Library  
**EXISTING OR NEW PROJECT:** Existing **COMPLETION STATUS:** Completed less than 50%

**PROJECT TIMELINE:** 7/1/2021 **TO** 12/30/2023

**PROJECT DESCRIPTION:** This project funds the San José Public Library distribution of hotspots and computing devices directly to members of the community in need either to K-12 students through their school or members of the general public through the public library.

**PROJECT WEBSITE:** <http://www.sjpl.org/sjaccess>

**DOES THIS PROGRAM FOCUS ON QUALIFIED CENSUS TRACTS OR CITYWIDE?** Qualified Census Tracts  
**USE OF EVIDENCE-BASED INTERVENTION?** Evidence-Based Intervention using City Research  
**IS A PROGRAM EVALUATION BEING CONDUCTED?** No

		ACTUALS	
		FY2021-22	CUMULATIVE
<b>FUNDING AMOUNT:</b>	\$1,995,000.00	<b>OBLIGATIONS</b>	\$678,051.08
<b>EVIDENCE-BASED FUNDING ALLOCATION:</b>	\$ 0.00	<b>EXPENDITURES</b>	\$678,051.08

STRUCTURE AND OBJECTIVES OF ASSISTANCE PROGRAM
This project funds the San José Public Library distribution of hotspots and computing devices directly to members of the community in need either to K-12 students through their school or members of the general public through the public library.
APPROACH TO RACIAL EQUITY AND INCLUSION
San José Public Library is distributing hotspots and computing devices to members of the community in need directly to K-12 students through their school, and directly to members of the general public through the public library.

- Digital Access serves the following population(s):
- Imp General Public
  - Dis Imp Low income HHs and populations
  - Dis Imp For services to address educational disparities Title I eligible

PROGRAM PERFORMANCE INDICATORS & OUTPUT/OUTCOME MEASURES					
MANDATORY KEY PERFORMANCE INDICATORS		OUTPUT MEASURES		OUTCOME MEASURES	
Households Served	20,000	Device circulation maintained over 85% checkout for 9 of 12 months	23	85% or more customers report that device helped them achieve their goals	1
Households receiving eviction prevention services	NA			@Grabowski, Ann These output/outcome measures need to be completed or changed. Each project/program has to have at least one of each. These are from last year.	
Affordable housing units preserved or developed	NA			Done.	

**RECOVERY PLAN CATEGORY:** 2 Negative Economic Impacts  
 2.4 Household Assistance: Internet Access Programs  
**CITY ENTERPRISE PRIORITY:** Clean, Vibrant + Inclusive Neighborhoods + Public Life  
**CITY ROADMAP PROJECT:** Education, Digital Equity + Digital Literacy  
**CITY MANAGING DEPARTMENT:** Library  
**EXISTING OR NEW PROJECT:** Existing **COMPLETION STATUS:** Completed less than 50%

**PROJECT TIMELINE:** 7/1/2021 **TO** 12/30/2023

**PROJECT DESCRIPTION:** This project funds the San José Public Library distribution of hotspots and computing devices directly to members of the community in need either to K-12 students through their school or members of the general public through the public library.

**PROJECT WEBSITE:** <http://www.sjpl.org/sjaccess>

**DOES THIS PROGRAM FOCUS ON QUALIFIED CENSUS TRACTS OR CITYWIDE?** Qualified Census Tracts  
**USE OF EVIDENCE-BASED INTERVENTION?** Evidence-Based Intervention using City Research  
**IS A PROGRAM EVALUATION BEING CONDUCTED?** No

		ACTUALS	
		FY2021-22	CUMULATIVE
<b>FUNDING AMOUNT:</b>	\$1,995,000.00	<b>OBLIGATIONS</b>	\$678,051.08
<b>EVIDENCE-BASED FUNDING ALLOCATION:</b>	\$ 0.00	<b>EXPENDITURES</b>	\$678,051.08

STRUCTURE AND OBJECTIVES OF ASSISTANCE PROGRAM
This project funds the San José Public Library distribution of hotspots and computing devices directly to members of the community in need either to K-12 students through their school or members of the general public through the public library.
APPROACH TO RACIAL EQUITY AND INCLUSION
San José Public Library is distributing hotspots and computing devices to members of the community in need directly to K-12 students through their school, and directly to members of the general public through the public library.

Digital Access serves the following population(s):

- Impacted General Public
- Disproportionately Impacted Low income Households and populations
- Disproportionately Impacted For services to address educational disparities Title I eligible

PROGRAM PERFORMANCE INDICATORS & OUTPUT/OUTCOME MEASURES					
MANDATORY KEY PERFORMANCE INDICATORS		OUTPUT MEASURES		OUTCOME MEASURES	
Households Served	20,000	Device circulation maintained over 85% checkout for 9 of 12 months	23	85% or more customers report that device helped them achieve their goals	1
Households receiving eviction prevention services	NA				
Affordable housing units preserved or developed	NA				

*BeautifySJ Encampment Trash Services*

BEAUTIFYSJ CONSOLIDATED MODEL

**RECOVERY PLAN CATEGORY:** 2 Negative Economic Impacts

**CITY ENTERPRISE PRIORITY:** 2.16 Long-term Housing Security: Services for Unhoused Persons

**CITY ROADMAP PROJECT:** Clean, Vibrant + Inclusive Neighborhoods + Public Life

**CITY MANAGING DEPARTMENT:** BeautifySJ Encampment Trash Services

**EXISTING OR NEW PROJECT:** Existing **COMPLETION STATUS:** Completed 50% or more

**PROJECT TIMELINE:** 7/1/2021 **TO** 6/30/2023

**PROJECT DESCRIPTION:** This project provide waste removal (trash, debris, biohazards and household hazardous waste) at 190+ homeless encampment sites throughout the City of San José as part of the Encampment Trash Program. This program is part of the City Encampment Management Strategy.

**PROJECT WEBSITE:** <https://www.sanjoseca.gov/your-government/departments-offices/city-council/mayor-s-office/our-work/beautifysj>

**DOES THIS PROGRAM FOCUS ON QUALIFIED CENSUS TRACTS OR CITYWIDE?** Citywide

**USE OF EVIDENCE-BASED INTERVENTION?** No

**IS A PROGRAM EVALUATION BEING CONDUCTED?** No

			ACTUALS	
			FY2021-22	CUMULATIVE
<b>FUNDING AMOUNT:</b>	\$21,000,000.00	<b>OBLIGATIONS</b>	\$7,290,774.06	\$7,290,774.06
<b>EVIDENCE-BASED FUNDING ALLOCATION:</b>	\$ 0.00	<b>EXPENDITURES</b>	\$5,333,212.59	\$5,333,212.59

STRUCTURE AND OBJECTIVES OF ASSISTANCE PROGRAM	
<p>The City of San José is approaching unsheltered homelessness through a public health framework in alignment with the City Council-adopted Santa Clara County Community Plan Community Plan to End Homelessness. Upon the onset of the pandemic, the CDC issued guidance stating homeless people should shelter-in-place which led to deteriorating conditions at encampments. BeautifySJ launched the Encampment Trash Program in 2020 to directly support Pillar 3 of the Community Plan.</p>	
APPROACH TO RACIAL EQUITY AND INCLUSION	
<p>The BeautifySJ Program ensures that racial equity and inclusion are paramount to the delivery of services within encampments and the neighborhoods impacted. The Encampment Trash Program provides services to those in the encampment and surrounding neighborhoods and businesses based on need ensuring that communities of color and those less advantaged receive resources to effectively address the problem.</p>	



BeautifySJ Consolidated Model serves the following population(s):

- Impacted General Public
- Impacted Households that experienced increased food or housing insecurity
- Impacted Other Households or populations that experienced a negative economic impact

PROGRAM PERFORMANCE INDICATORS & OUTPUT/OUTCOME MEASURES					
MANDATORY KEY PERFORMANCE INDICATORS		OUTPUT MEASURES		OUTCOME MEASURES	
Households receiving eviction prevention services	NA	Number of encampments serviced each week	205	Cleanliness rating of encampments improves by 20%	
Affordable housing units preserved or developed	NA	Total tons of debris removed each month	153	Residents report that the City is cleaner	
		Number of new encampments assessed each week	18	Encampments receiving scheduled service 80% of the time	146
		Total number of abatements coordinated monthly	12	Number of encampments receiving service as scheduled 80% of the time	146
				Increase in cleanliness at encampments as determined by the encampment assessment	

**BUILDING THE SAN JOSÉ OF TOMORROW WITH A DOWNTOWN FOR EVERYONE**

*Affordable Housing on Assembly Use Sites Policy (YIGBY)*

YIGBY LAND USE POLICY DEVELOPMENT

<b>RECOVERY PLAN CATEGORY:</b>	2	Negative Economic Impacts
<b>CITY ENTERPRISE PRIORITY:</b>	2.15	Long-term Housing Security: Affordable Housing
<b>CITY ROADMAP PROJECT:</b>		Building the San José of Tomorrow with a Downtown for Everyone
<b>CITY MANAGING DEPARTMENT:</b>		Affordable Housing on Assembly Use Sites Policy (YIGBY)
<b>EXISTING OR NEW PROJECT:</b>	Existing	<b>COMPLETION STATUS:</b> Completed less than 50%
<b>PROJECT TIMELINE:</b>	7/28/2021	<b>TO</b> 12/1/2022

**PROJECT DESCRIPTION:**

Some City of San José churches have expressed a willingness to build 100% affordable housing for homeless and low-income families and individuals on their parking lots, but current City land use designations have posed a longstanding barrier. In the fall of 2020, the San José City Council approved developing a “Yes, In My Back Yard” (YIGBY) land use policy as part of the Citywide Residential Anti-Displacement Strategy. The City has identified approximately 435 acres of assembly use properties owned by nonprofit faith organizations zoned Public/Quasi Public (PQP), a significant portion of which is underutilized surface parking lots that could be converted into affordable housing. In contrast to the recent conversion of a local school district’s PQP-designated land for a market-rate project that will produce predominantly \$1.4+ million homes, the City has the opportunity to create truly affordable housing at a scale worthy of consideration for the conversion of publicly designated land. Much of the work lies in community outreach which could be performed by local non-profits like Catalyze SV on a contractual basis. This project will contract with an outreach consultant to accelerate the work necessary to bring forward a YIGBY PQP policy as soon as possible so the City can take advantage of offers by philanthropic partners willing to develop affordable housing. To the extent possible, the consultant should also perform work of PQP-conversion of school-district-owned lands to save time and generate efficiencies.

**PROJECT WEBSITE:**

<https://www.sanjoseca.gov/your-government/departments-offices/planning-building-code-enforcement/planning-division/ordinances/proposed-ordinance-updates/affordable-housing-on-sites-with-assembly-use-proposed-ordinance>

**DOES THIS PROGRAM FOCUS ON QUALIFIED CENSUS TRACTS OR CITYWIDE?** Citywide  
**USE OF EVIDENCE-BASED INTERVENTION?** Program Evaluation  
**IS A PROGRAM EVALUATION BEING CONDUCTED?** Yes

		ACTUALS	
		FY2021-22	CUMULATIVE
<b>FUNDING AMOUNT:</b>	\$75,000.00	<b>OBLIGATIONS</b>	\$4,917.12
<b>EVIDENCE-BASED FUNDING ALLOCATION:</b>	\$ 0.00	<b>EXPENDITURES</b>	\$4,917.12

STRUCTURE AND OBJECTIVES OF ASSISTANCE PROGRAM
This project funds community outreach for a “Yes, In My Back Yard” (YIGBY) Public/Quasi-Public (PQP) policy to update the zoning ordinance and General Plan to allow for affordable housing on PQP-sites with assembly uses currently operating.
APPROACH TO RACIAL EQUITY AND INCLUSION
The development of this policy is estimated to create between 300-500 units of affordable housing that will alleviate the disproportionately high cost of renting for families of color in the City.

YIGBY Land Use Policy Development serves the following population(s):  
 Disproportionately Impacted Low income Households and populations

PROGRAM PERFORMANCE INDICATORS & OUTPUT/OUTCOME MEASURES					
MANDATORY KEY PERFORMANCE INDICATORS		OUTPUT MEASURES		OUTCOME MEASURES	
Households receiving eviction prevention services	NA	Amend the land use designation in the General Plan for 541 parcels including 203 sites with existing assembly uses.		Amended land use designation should support the creation of 300 to 500 new units of affordable housing.	
Affordable housing units preserved or developed					

**POWERED BY PEOPLE**

*Citywide Hiring*

RECOVERY, RECRUITING + HIRING

**RECOVERY PLAN CATEGORY:** 7 Administrative  
 7.1 Administrative Expenses  
**CITY ENTERPRISE PRIORITY:** Powered by People  
**CITY ROADMAP PROJECT:** Citywide Hiring  
**CITY MANAGING DEPARTMENT:** Human Resources  
**EXISTING OR NEW PROJECT:** Existing **COMPLETION STATUS:** Completed 50% or more  
**PROJECT TIMELINE:** 7/1/2021 **TO** 9/30/2022

**PROJECT DESCRIPTION:**

The project funds four (4) Full-Time Equivalent positions to support and direct hiring for the City community and economic recovery priorities. The City of San José is one of the leanest staffed agencies in the state (San José Auditor's report) and currently has a more than 700 vacancies (about 11% vacancy rate). Given the scale and criticality of the recovery effort in the City, short-term staffing is needed in the next year to focus exclusively on recovery related staffing needs which are for programs and initiatives for some of our most vulnerable and under-served communities of color. Not filling these positions in a timely manner may put the continuity of response services and planning for recovery work at risk. The team will act as a Business Partner to about seven hiring departments by providing guidance on policies and procedures, develop and implement strategies to meet the EOC Recovery recruitment needs, establishing and maintaining clear and timely communications with hiring departments, providing strong customer service to applicants and hiring departments, and completing transactions. The team also will be responsible for directly hiring some positions.

**PROJECT WEBSITE:**

<https://www.sanjoseca.gov/your-government/departments-offices/human-resources/employment/apply-for-a-job-4903>

**DOES THIS PROGRAM FOCUS ON QUALIFIED CENSUS TRACTS OR CITYWIDE?** Citywide

**USE OF EVIDENCE-BASED INTERVENTION?** No

**IS A PROGRAM EVALUATION BEING CONDUCTED?** No

		ACTUALS		
				CUMULATIVE
FUNDING AMOUNT:	\$850,000.00	OBLIGATIONS	\$582,210.82	\$582,210.82
EVIDENCE-BASED FUNDING ALLOCATION:	\$ 0.00	EXPENDITURES	\$526,663.86	\$526,663.86



<b>STRUCTURE AND OBJECTIVES OF ASSISTANCE PROGRAM</b>
This project increases capacity in Human Resources to hire recovery-focused staff positions for critical community and economic recovery priorities on the City Roadmap, such as Small Business Recovery, Day Care, Digital Equity, BeautifySJ, etc.
<b>APPROACH TO RACIAL EQUITY AND INCLUSION</b>
The positions identified in this project include Small Business Recovery, Housing Stabilization, Homeless Encampment Waste Pick Up, and Digital Equity. These recruitment efforts will include bilingual staff to work directly with communities disproportionately impacted by the pandemic.

Recovery, Recruiting + Hiring serves the following population(s):

- Impacted General Public

<b>PROGRAM PERFORMANCE INDICATORS &amp; OUTPUT/OUTCOME MEASURES</b>					
<b>MANDATORY KEY PERFORMANCE INDICATORS</b>		<b>OUTPUT MEASURES</b>		<b>OUTCOME MEASURES</b>	
No Mandatory Key Performance Indicators are required for this program/project.		Launch recruitments for 98 recovery positions during FY 2021-2022	Yes	Hire 80 Recovery positions during FY 2021-2022	98
		Deploy 20 of the 80 Recovery positions during Q2	Yes	Hire 20 Recovery positions during Q1	24
		Deploy 30 of the 80 Recovery positions during Q3	Yes	Hire 20 Recovery positions during Q2	28
		Deploy 30 of the 80 Recovery positions during Q4	No	Hire 20 Recovery positions during Q3	32
				Hire 20 Recovery positions during Q4	4