
Vietnamese American Organization Community Day Event Survey & Outreach

Housing Element Update
August 27 Tabling Event





Table of Contents

1) Engagement Overview	2
2) Demographics	3
3) Survey Results	4

1) Engagement Overview

On August 27, 2022, the Vietnamese American Organization hosted a Community Day at the Vietnamese American Cultural Center. It was organized as an event to promote community involvement, celebrate culture, as well as, entertain, unite, inspire, and empower the community. The event was filled with live music, great games, tasty food, refreshing drinks, community resources, and more. Community members, from young and old, attended.

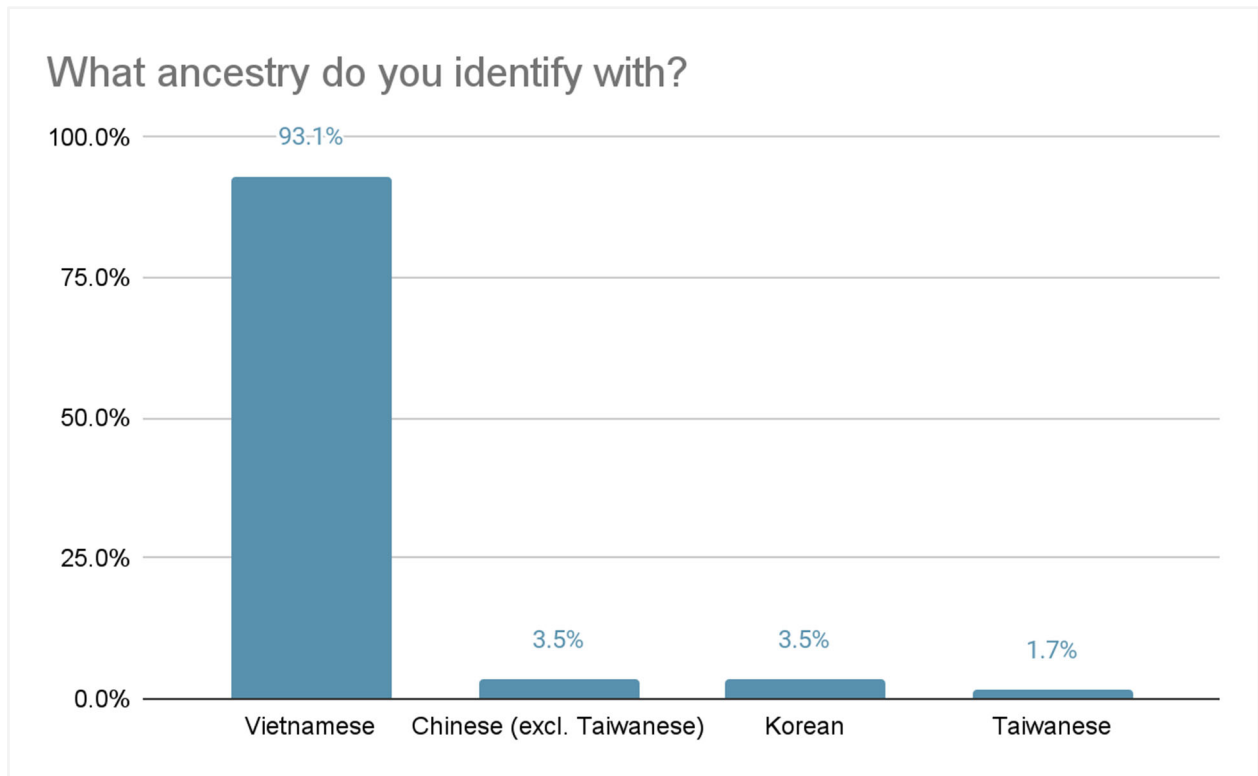
The City of San José hosted a booth at the Community Day to inform community members about the Draft 2023-2031 Housing Element update, answer questions, and administer surveys. The objective of this engagement effort was to increase outreach to and engagement from the Vietnamese and Asian American community, who represent a significant proportion of the demographics of the City of San José but have been historically underrepresented in prior engagement efforts.

The booth was staffed by a City staff member from the Department of Housing, a bilingual Vietnamese consultant, and a Vietnamese event volunteer. They stood available to answer questions, administer surveys, and facilitate conversation. Presentation boards about the project were displayed for viewing, with handout copies available for attendees to take. All the materials were translated into Vietnamese. Free snacks were also provided. Event attendees stopped by the table at their own convenience and interest.

As a result of this effort, the **City of San José received 58 survey responses** and interacted with an even larger number of attendees.

2) Demographics

Most attendees were Vietnamese. This was also validated by survey responses. *Note: 58 question responses (100% response rate). Survey respondents could select multiple answers.*



Additionally, some survey respondents also identified with one or more of the following protected classes:

- Immigrant (11)
- Non-English speaker (8)
- Person of color (5)
- Military veteran or active service member (5)
- Section 8 voucher holder (2)
- Person with a disability (2)
- Non-US citizen (1)

However, 25 survey respondents answered “None” or chose not to answer.

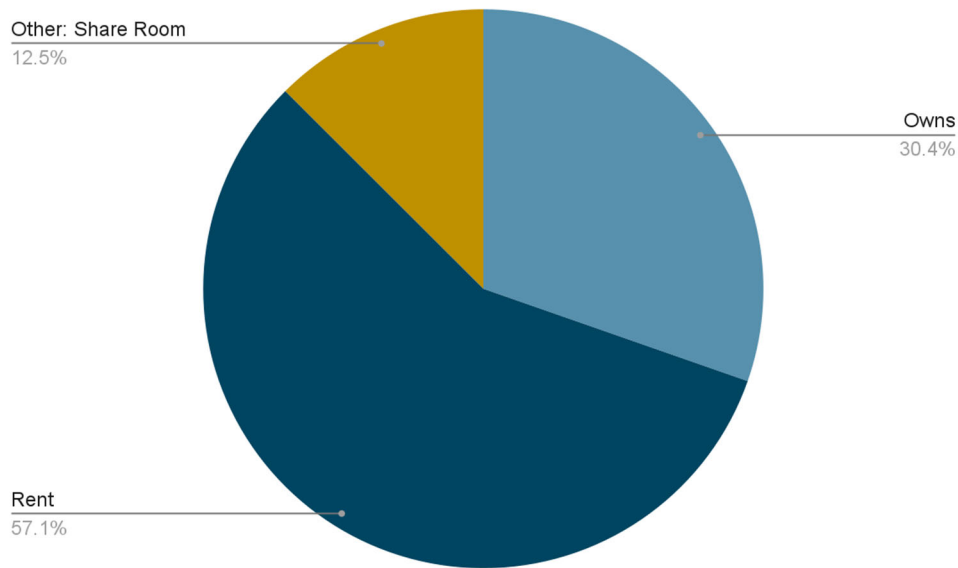
3) Survey Results

1. What ZIP code do you live in?

Most survey respondents indicated that they live in 95122 (11), 95111 (8), 95121 (7), 95116 (4), 95112 (3), and 95132 (2). However, there was also representation from the following zip codes: 95173, 95148, 95138, 95136, 95135, 95133, 95129, 95127, 95125, 95113, 95035, 95010, 95008, 94587, 94500, 94087.

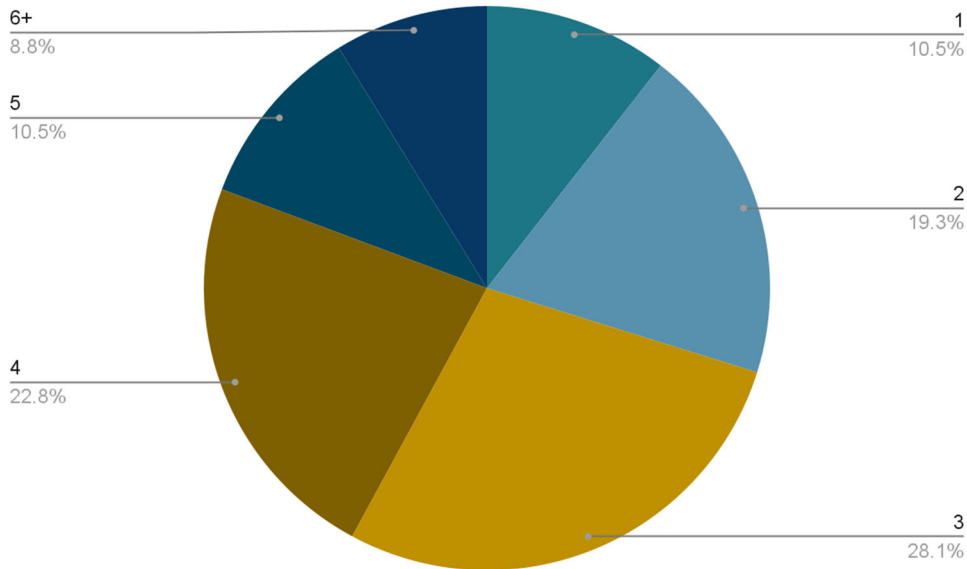
2. What is your housing situation?

Two thirds of survey respondents indicated that they or their family rent their home or "room". Nearly a third of survey respondents indicated that they or their family own their home. *Note: 56 question responses (97% response rate).*



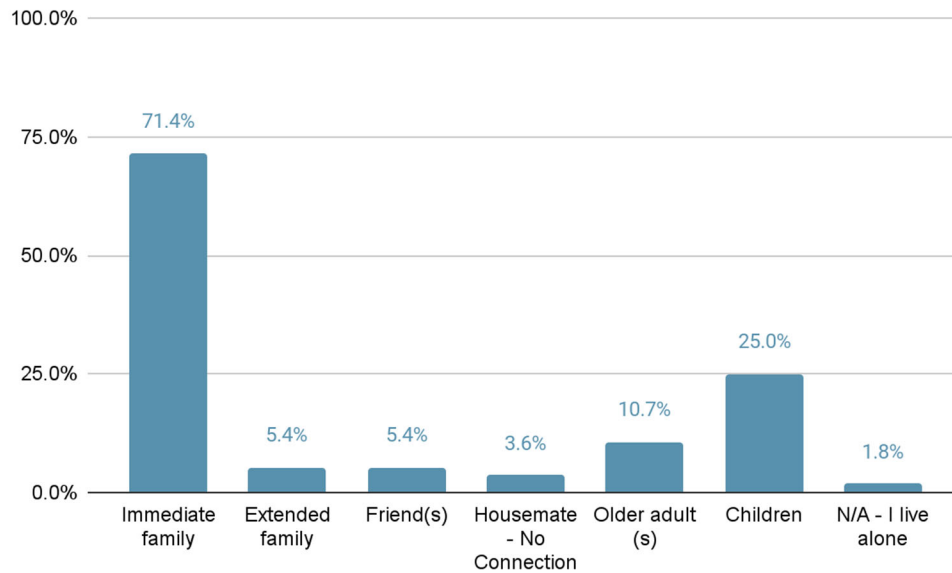
3. Including yourself, how many people live in your household?

Note: 57 question responses (98% response rate).



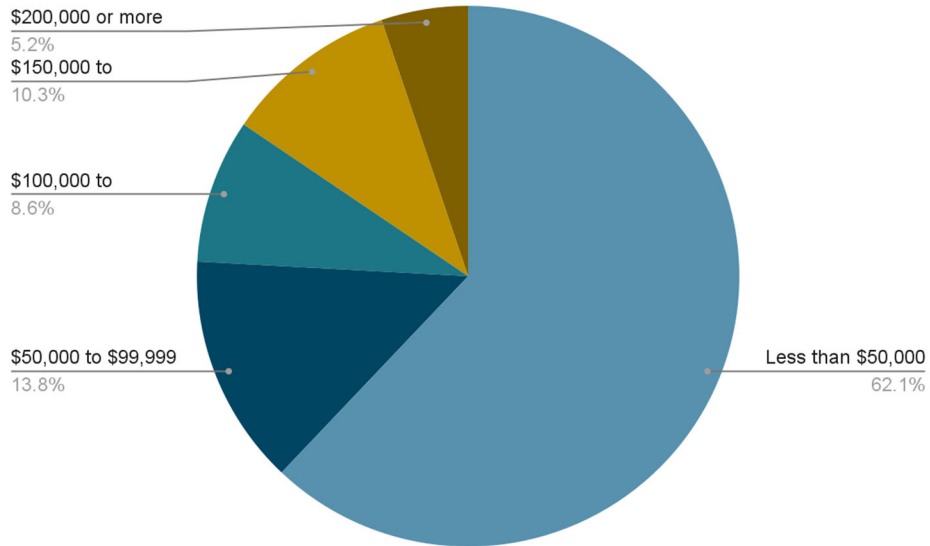
4. Who else lives with you?

Most survey respondents live with their immediate family. A quarter live with children under 18 years old. Note: 57 question responses (98% response rate). Survey respondents could select multiple answers.



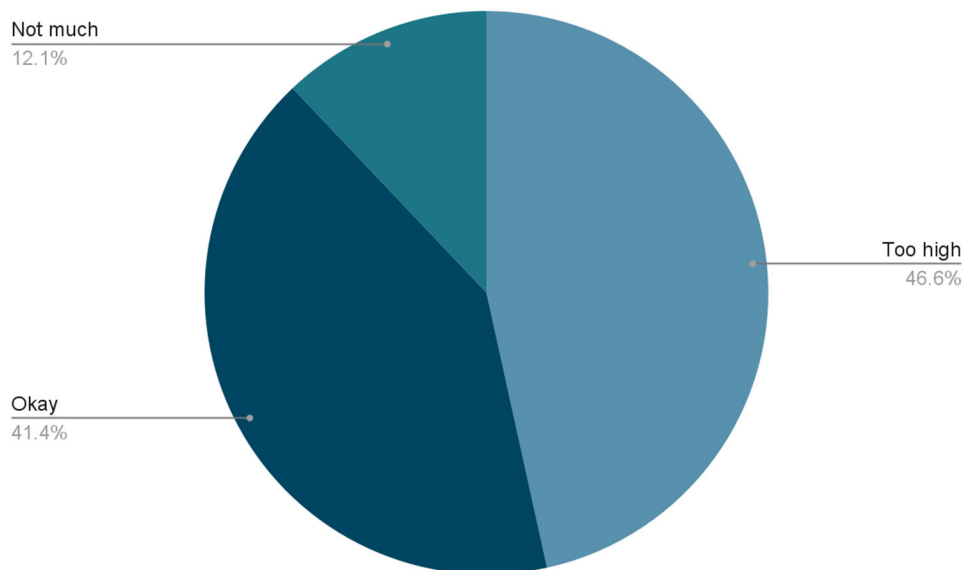
5. What is your annual household income?

A majority of survey respondents indicated that their annual household income is below \$50,000. *Note: 58 question responses (100% response rate).*



6. The amount you currently spend on housing is?

Almost half of survey respondents indicated that they think the amount they spend on housing is too high. *Note: 58 question responses (100% response rate).*



7. Which housing needs are most important to you?

Affordability, being in a good neighborhood, and having long-term / permanent housing were among some of the most important needs for most survey respondents. But a smaller number still indicated that having housing that could accommodate a person with disabilities or aging adults; is in close proximity to family, friends, and community; has social services; can accommodate a large household; and can accommodate raising children are also important. One person added that they would like for the opportunity to move out and live independently for their family. *Note: 52 question responses (90% response rate). Survey respondents could select up to 3 answers.*

