

# CITY OF SAN JOSE

## 2022-2023 ADOPTED OPERATING BUDGET

---

### SAN JOSE AT A GLANCE

#### STRATEGIC LOCATION

Situated between the Diablo and Santa Cruz mountain ranges, San José encompasses approximately 181 square miles at the southern tip of the San Francisco Bay. San José's central location between San Francisco to the north and Monterey/Carmel to the south makes the "Capital of Silicon Valley" a gateway to adventures throughout California.

With a population of roughly one million, San José is the 10th largest city in the nation.<sup>1</sup> Roughly 1.9 million people reside in Santa Clara County, of which San José is the county seat.

#### HISTORY

In November 1777, El Pueblo San José de Guadalupe became the first civil settlement in California. The settlement was mostly occupied by the Ohlone Indians along the Guadalupe River and Spanish settlers. At that time, San José was a farming community cultivating a number of different crops, which served the military communities in San Francisco and Monterey. In 1850, San José became the first capital of California, but this honor remained for only two years due to flooding in downtown and the lack of hotel capacity. Furthering San José's difficulties, the city was plagued with floods, earthquakes, and fires in the early 1900s. However, over the next century, San José experienced one of the most significant economic changes in California history, transforming from an agricultural community to what is known today as the "Capital of Silicon Valley."



#### QUALITY OF LIFE

San José's quality of life is unsurpassed. With an average of 300 days of sunshine per year and temperature averages varying from 50 degrees in January to 70 degrees in July, those living and working in San José can enjoy the city's many attractions, cultural and performing arts, sports and recreation opportunities, and year-round festivals and celebrations. San José has received accolades from The Milken Institute, Forbes, The Atlantic, and other national media as the place to live and do business.

#### DIVERSITY

Diversity is a hallmark of San José; a city proud of the cultural and ethnic diversity of its population and workforce and the rich cultural identity of its many neighborhoods. City residents speak more than 50 different languages. A full 40% of San Jose residents were born in a country outside the US, including 52% of adult residents over the age of 25.<sup>2</sup> Japantown is a popular tourist stop and a cornerstone neighborhood full of tradition.



---

<sup>1</sup> State of California, Department of Finance, E-1 Population Estimates for Cities, Counties and the State with Annual Percentage Change – January 1, 2020 and 2021. (Released May 2021)

<sup>2</sup> City of San José, Office of Economic Development and Cultural Affairs

# CITY OF SAN JOSE 2022-2023 ADOPTED OPERATING BUDGET

## SAN JOSE AT A GLANCE

### DIVERSITY

Little Saigon is a haven of Vietnamese-owned and operated businesses where customers and tourists can experience unique shopping experiences and diverse restaurants. Biblioteca Latinoamericana, one of the City's innovative library branches, boasts one of the largest collections of Spanish language materials in northern California. The city hosts many cultural festivals and numerous ethnic chambers of commerce are active in the community. According to the United States Census Bureau as of April 2021, San José residents are 37.2% Asian, 31.0% Hispanic, 25.1% White, 2.9% African American, and 3.8% other/two or more races.

### EDUCATION

Sixteen public school districts and an estimated 300 private and parochial schools provide families with a range of educational choices. Innovative programs in local school districts include a



nationally acclaimed performing arts magnet and concentrations in aerospace, international studies, math and science, and radio and television. Higher education facilities in and around San José are distinguished. San José State University (SJSU) is California's oldest public university, founded in 1857. It offers strong programs in business, information technology, journalism, mass communications, and engineering, with SJSU graduating twice as many engineers annually as any nearby university. In addition, the collaboration between SJSU and the City of San José to construct and operate the Dr.

Martin Luther King, Jr. Library (King Library), the first joint City/University library, earned the prestigious national title of Gale/Library Journal 2004 Library of the Year. The King Library also received the National Medal for Museum and Library Service from the Institute of Museum and Library Services in 2011.

Area colleges include Santa Clara University, the State's oldest institution of higher private education, founded in 1851. Other excellent nearby universities include Stanford University, University of California at Berkeley, University of California at San Francisco, and University of California at Santa Cruz. Seven community colleges serve the County of Santa Clara, offering a variety of two-year programs and work-ready certificate programs. Community-based programs like Metropolitan Education District and the Center for Employment Training fill the need for basic skills and job training.

### ECONOMIC DIVERSITY

Perhaps more important than rankings and statistics, the term "Capital of Silicon Valley" describes not only a city and geographic region, but also a culture, an entrepreneurial energy, a spirit of innovation, and a symbol of opportunity. While San José and the greater Silicon Valley are largely associated with the technology industry, the city's business profile is diverse and healthy. San José is home to approximately 66,000 businesses employing a total of 439,000 workers in sectors ranging from advanced manufacturing to healthcare to software.<sup>3</sup> Commercial, retail, industrial, professional, and service businesses all thrive in San José.

<sup>3</sup> City of San José, Office of Economic Development and Cultural Affairs

**CITY OF SAN JOSE**  
**2022-2023 ADOPTED OPERATING BUDGET**

---

**SAN JOSE AT A GLANCE**

**INTERNATIONAL**

San José attracts significant foreign investment from across the globe, particularly in information technology industrial sectors. San José is also a leading city in exporting goods and services. The City’s Office of Economic Development and Cultural Affairs also administers the Foreign Trade Zone, which allows manufacturing companies like Tesla, Lam Research, and Maxar Space to import parts used in manufacturing advanced technologies with reduced or delayed tariff assessment.

**TOURISM**

Residents and visitors enjoy the city’s many attractions year-round: museums, parks, sports, multicultural festivals, theme parks, shopping, and, of course, great hotels and restaurants. Attractions include the Tech Museum of Innovation, San José Museum of Art, Raging Waters, Happy Hollow Park & Zoo, Japanese Friendship Garden, Winchester Mystery House, and Children’s Discovery Museum of San José.

**SPORTS**

Several professional sports teams call San José home: the Sharks, National Hockey League; the Earthquakes, Major League Soccer; the Barracuda, Minor League Hockey; and the Giants, Minor League Baseball. The city also has a state-of-the-art community ice center, golf courses, and parklands, including over 61 miles of beautiful walking and biking trails.

**TRANSPORTATION**

San José/Silicon Valley has the following mass transportation options:

- The Norman Y. Mineta San José International Airport, located within minutes of downtown, served 11.3 million passengers in fiscal year 2019-2020, 4.2 million in fiscal year 2020-2021 and an estimated 9.8 million passengers in fiscal year 2021-2022 as the Airport moves through disruptions caused by the COVID-19 pandemic. As of June 30, 2022, there were 9 major passenger airlines operating service to 41 nonstop domestic and international destinations at SJC.
- The Santa Clara Valley Transportation Authority (VTA) carried an estimated total of 11.9 million passenger trips in 2021 on its bus and light rail system, as the COVID-19 pandemic caused unprecedented reductions in transit ridership across the country.
- Caltrain, a commuter rail service with 32 stations, runs from Gilroy through San José and north to San Francisco, with an average weekday ridership of 63,597 (2019). Caltrain operates 92 weekday trains, including 22 Baby Bullet express route trains that travel from San José to San Francisco in about an hour. Electrification of the Caltrain system is under construction, with electric trains anticipated to be in service in 2024.<sup>4</sup>
- Bay Area Rapid Transit (BART) and California High-Speed Rail both have planned routes to Diridon Station in San José. The Phase II six-mile extension project from Berryessa Station to Santa Clara Station received environmental approval on April 5, 2018, and construction activities are anticipated to begin in 2023.



---

<sup>4</sup> Caltrain Annual Passenger Counts were not conducted in 2020 and 2021 due to COVID-19 pandemic.

# CITY OF SAN JOSE 2022-2023 ADOPTED OPERATING BUDGET SAN JOSE AT A GLANCE

## Basic City Facts

***Founded:*** 1777; California's first civilian settlement

***Incorporated:*** March 27, 1850; California's first incorporated City, and site of the first State capital

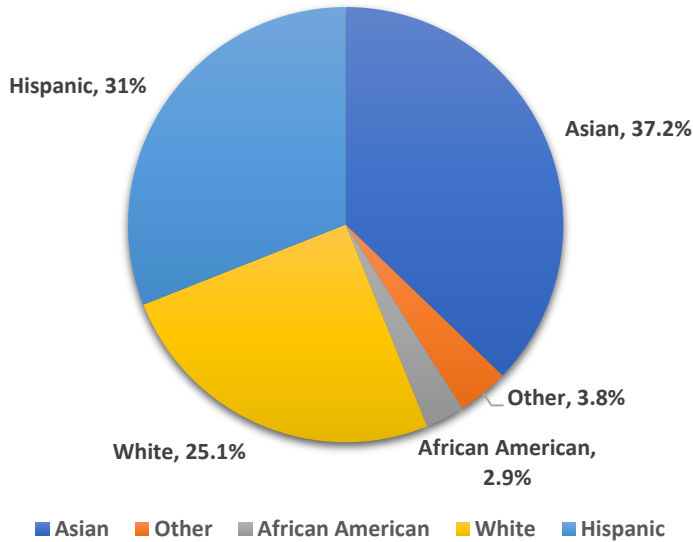
## General Data

Population <sup>4</sup>	976,482
Registered Voters <sup>5</sup>	521,549
Median Household Income <sup>6</sup>	\$117,324
Miles of Streets	2,519
Miles of Alleys	2.58
Area of City (square miles)	180.7
Land Use:	
Single-Family	34%
Two-Family	2%
Multi-Family	4%
Mobile Home	1%
Commercial	4%
Industrial	10%
Public/Quasi-Public	0.75%
Airports	1%
Schools	3%
Parks/Open Space	17%
Roadways	16%
Downtown	0.25%
Other	7%



## Demographics

Breakdown of Race/Ethnicities<sup>7</sup>



<sup>4</sup> State of California, Department of Finance, E-1 Population Estimates for Cities, Counties, and the State, January 1, 2021 and 2022 (Released May 2022)

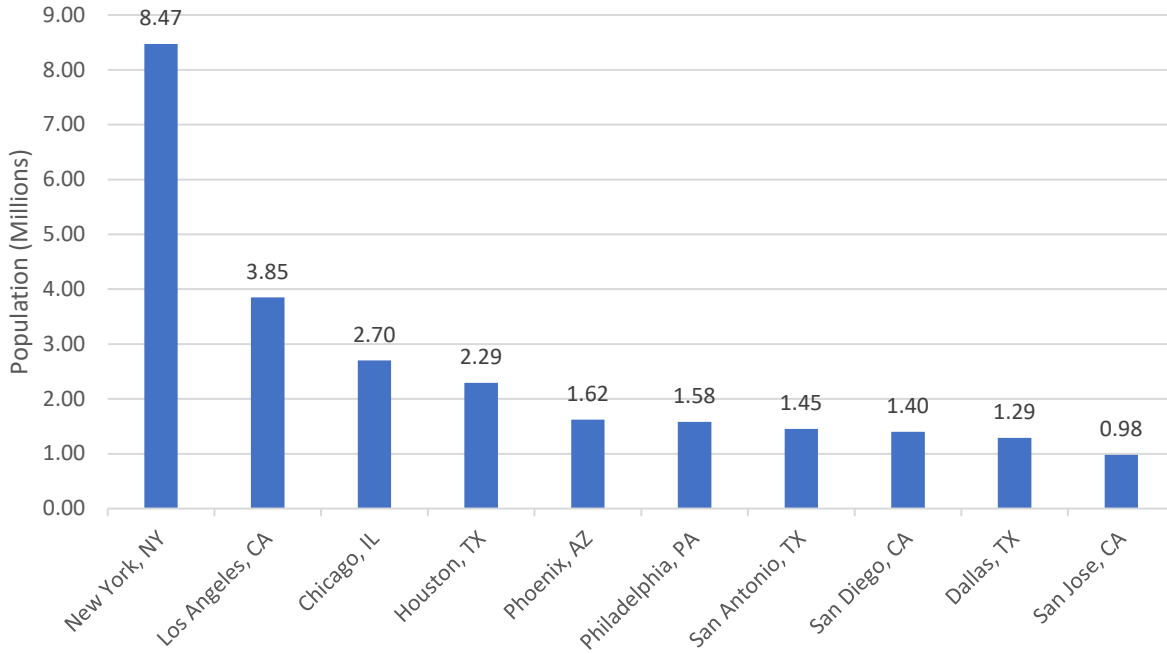
<sup>5</sup> Santa Clara County Registrar of Voters as of July 27, 2022

<sup>6</sup> United States. Census Bureau, American Community Survey (ACS), 5-Year Estimates

<sup>7</sup> United States. Census Bureau, Population Estimates Program (PEP) as of July 1, 2021

# CITY OF SAN JOSE 2022-2023 ADOPTED OPERATING BUDGET SAN JOSE AT A GLANCE

## Population of 10 Largest U.S. Cities

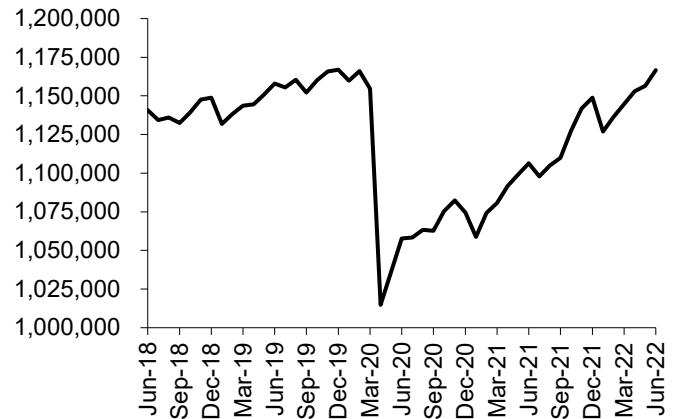


U.S. Source: Census Bureau, Population Division, Annual Estimates of the Resident Population for Incorporated Places of 50,000 or More, Ranked by July 1, 2021 Population (Released May 2022)

## Major Employers<sup>8</sup>

<u>Company</u>	<u>Number of Employees</u>
County of Santa Clara	19,900
Cisco Systems	7,500
City of San José	6,884
San José State University	4,512
PayPal, Inc.	4,250
Adobe Systems Inc.	3,825
Kaiser Permanente	3,673
Western Digital	2,892
Broadcom	2,753
eBay	2,700
Target Stores	2,437
Super Micro Computer	2,180
IBM	2,070
Cadence Design Systems	1,956
Good Samaritan Health	1,850
Intel	1,800
Safeway	1,648
NetApp	1,521
Regional Medical Center	1,118

## San José Employment - MSA<sup>9</sup>



<sup>8</sup> Source: City of San José, Office of Economic Development and Cultural Affairs Estimates as of March 2022. The information was gathered on an informal basis from sources believed to be reliable. The City can provide no assurances as to the accuracy or completeness of the information shown.

<sup>9</sup> Source: U.S. Census Bureau, California Employment Development Department

**CITY OF SAN JOSE  
2022-2023 ADOPTED OPERATING BUDGET  
SAN JOSE AT A GLANCE**

**Airport\***

Approx. Acres	1,050
Terminals	2
Runways	2
Hours of Operation	24
Flights in 2021-2022 (estimated):	
Commercial Airline Operations	96,634
Cargo Commercial Airlines Operations	1,270
General Aviation	53,125
Military Flights	204
Landings per Day in 2021-2022 (estimated):	
Commercial	132
General Aviation	73
Number of Passengers in 2021-2022 (estimated):	9.8 Million
Public Parking Spaces:	
Hourly Parking/Daily Parking	3,023
Economy Parking	2,509
Services:	
Passenger Airlines	9
All-Cargo Airlines	2
General Aviation Based Aircraft	140



**Environment and Utilities\***

Miles of Municipal Sewer Mains	2,327.6
Number of Water Pollution Control Plants <sup>10</sup>	1
Number of Square Miles the Sanitary Sewer System Spans	180.7
Gallons of Wastewater the Plant has the Capacity to Treat Per Day	167 Million
Gallons of Wastewater Treated Per Day	87.9 Million
Number of Municipal Water Systems <sup>11</sup>	1
Water Services in Municipal Water Service Area	26,980
Miles of Water Mains	344
Gallons of Potable Municipal Water Delivered	5.1 Billion
Gallons of Recycled Municipal Water Delivered	1.4 Billion
2021-2022 Recycled Materials:	
Tons of Paper	37,805.71
Tons of Glass	23,299.96
Tons of Cardboard	13,733.51
Tons of Metals	4,853.72
Tons of Plastics	6,763.55
Tons of Other Materials	<u>624.50</u>
Total Tons of Recyclables	87,080.95



\* Current Counts or 2021-2022 Year-End Estimates

<sup>10</sup> Serving the San José, Santa Clara, Milpitas, Campbell, Cupertino, Los Gatos, Saratoga, and Monte Sereno areas.

<sup>11</sup> Serving the Evergreen, North San José, Alviso, Edenvale, and Coyote Valley areas. Other areas served by private water companies.

**CITY OF SAN JOSE  
2022-2023 ADOPTED OPERATING BUDGET  
SAN JOSE AT A GLANCE**

**Environment and Utilities\***

2021-2022 Recycled Materials:	
Multi-Family Dwelling Tons Composted	74,326.08
Single-Family Dwelling Tons Composted	116,274.10
Tons of Yard Trimmings	118,858.80
Tons of Used Motor Oil	197.47
Tons of Used Oil Filters	5.45

**Fire\***

Fire Stations	34
Companies	44
Squad Units	3
Equipment	
Engines:	
Front Line	33
Relief	18
Trucks:	
Front Line	9
Relief	5
Brush Patrol Apparatus:	
Front Line	7
Relief	6
Aircraft Rescue and Firefighting Apparatus:	
Front Line	2
Relief	1
Urban Search/Rescue and Hazmat Apparatus:	
Front Line	3
Auxiliary Apparatus	95
Emergency Medical Calls	63,132
Fire Safety Code Inspections	16,989
Fires	4,926



**Libraries\***

Number of Outlets:	
Main Library	1
Branches	24
Items Checked Out (Circulation)	6,904,798
Electronic Resources Checked Out (Circulation)	1,421,103
Books (Inventory)	1,670,607
Audio Visual Materials (Inventory)	317,551



\*Current Counts or 2021-2022 Year-End Estimates

**CITY OF SAN JOSE  
2022-2023 ADOPTED OPERATING BUDGET  
SAN JOSE AT A GLANCE**

**Parking\***

Parking Meters	2,253
City Parking Lots (1,107 total spaces)	6
City Parking Garages (6,186 total spaces)	8

**Parks, Recreation and Neighborhood Services\***

Park Sites	210
Basketball Hoops	158
Bocce Ball Courts	21
Exercise Courses	41
Handball Courts	11
Horseshoe Pits	52
Lawn Bowling Greens	1
Volleyball Courts	19
Skate Parks	7
Bike Parks	2
Multi-Use Fields	110
Swimming Pools	6
Tennis Courts	84.5
Park Acreage <sup>12</sup>	3,617
Playgrounds	295
City-Operated Community Centers	12
Neighborhood Center Partner Program Operated Sites	31
Public Golf Courses	3
Gymnasiums	9
Fitness Rooms	6
Youth Centers	8
Walking and Biking Trails (miles)	62.36
Total Participation in Recreation Programs at Community Centers	567,590
Total Participation in Recreation Programs at Neighborhood Center Partners Program (formerly Re-Use Centers)	3,392



**Police\***

Police Stations	1
Police Marked Vehicles	323
Motorcycles	51
Horses	0
Dogs	15
Aircraft:	
Helicopter	1
Fixed Wing	0
Number of Emergency Calls Received	646,300
Number of Non-Emergency Calls Received	541,200
Cases Assigned Per Year	28,200



<sup>12</sup> Data represents City services (excludes school data)